

1 Michael Duane Davis, SBN 093678  
2 Marlene L. Allen-Hammarlund, SBN 126418  
3 Derek R. Hoffman, SBN 285784  
4 **GRESHAM SAVAGE NOLAN & TILDEN,**  
5 **A Professional Corporation**  
6 3750 University Avenue, Suite 250  
7 Riverside, CA 92501-3335  
8 Telephone: (951) 684-2171  
9 Facsimile: (951) 684-2150

6 Attorneys for Cross-Defendant/Cross-Complainant,  
7 ANTELOPE VALLEY UNITED MUTUAL GROUP; and  
8 Cross-Defendants, ADAMS BENNETT INVESTMENTS,  
9 LLC; MIRACLE IMPROVEMENT CORPORATION dba  
10 GOLDEN SANDS MOBILE HOME PARK, aka  
11 GOLDEN SANDS TRAILER PARK, named as ROE  
12 1121; ST. ANDREW'S ABBEY, INC., named as ROE  
13 623; SERVICE ROCK PRODUCTS, L.P.; and SHEEP  
14 CREEK WATER COMPANY, INC.

11 **SUPERIOR COURT OF THE STATE OF CALIFORNIA**  
12 **IN AND FOR THE COUNTY OF LOS ANGELES**

13 Coordination Proceeding ) Judicial Council Coordination  
14 Special Title (Rule 1550(b)) ) Proceeding No. 4408  
15 **ANTELOPE VALLEY GROUNDWATER** ) Santa Clara Case No. 1-05-CV-049053  
16 **CASES** ) Assigned to the Honorable Jack Komar  
17 Including Consolidated Actions: ) Department 17C  
18 **Los Angeles County Waterworks District** ) **CROSS-DEFENDANT/CROSS-**  
19 **No. 40 v. Diamond Farming Co.** ) **COMPLAINANT, ANTELOPE VALLEY**  
20 Superior Court of California, County of Los ) **UNITED MUTUAL GROUP,**  
21 Angeles, Case No. BC 325 201 ) **SPECIFICALLY LAND PROJECTS**  
22 **Los Angeles County Waterworks District** ) **MUTUAL WATER COMPANY'S,**  
23 **No. 40 v. Diamond Farming Co.** ) **FIRST SUPPLEMENTAL RESPONSE**  
24 Superior Court of California, County of Kern, ) **TO DECEMBER 12, 2012 DISCOVERY**  
25 Case No. S-1500-CV-254-348 ) **ORDER FOR PHASE 4 TRIAL**  
26 **Wm. Bolthouse Farms, Inc. v. City of** ) For Court's Use Only:  
27 **Lancaster** ) Santa Clara County  
28 **Diamond Farming Co. v. City of Lancaster** ) Case No. 1-05-CV-049053  
29 **Diamond Farming Co. v. Palmdale Water** ) (For E-Posting/E-Service Purposes Only)  
30 **Dist.** )  
31 Superior Court of California, County of )  
32 Riverside, consolidated actions, Case Nos. RIC )  
33 353 840, RIC 344 436, RIC 344 668 )  
34 **AND RELATED ACTIONS.** )

GRESHAM | SAVAGE  
ATTORNEYS AT LAW  
3750 UNIVERSITY AVE.  
STE. 250  
RIVERSIDE, CA 92501-3335  
(951) 684-2171

CROSS-DEFENDANT/CROSS-COMPLAINANT, ANTELOPE VALLEY UNITED MUTUAL GROUP, SPECIFICALLY  
LAND PROJECTS MUTUAL WATER COMPANY'S, FIRST SUPPLEMENTAL RESPONSE TO DECEMBER 12, 2012  
DISCOVERY ORDER FOR PHASE 4 TRIAL

1 **TO ALL PARTIES AND TO THEIR ATTORNEYS OF RECORD:**

2 Cross-Defendant / Cross-Complainant, **ANTELOPE VALLEY UNITED MUTUAL**  
3 **GROUP** [comprised of Antelope Park Mutual Water Co., Aqua-J Mutual Water Co., Averydale  
4 Mutual Water Co., Baxter Mutual Water Co., Bleich Flat Mutual Water Co., Colorado Mutual  
5 Water Co., Eldorado Mutual Water Co., Evergreen Mutual Water Co., Land Projects Mutual  
6 Water Co., Landale Mutual Water Co., Shadow Acres Mutual Water Co., Sundale Mutual Water  
7 Co., Sunnyside Farms Mutual Water Co., Tierra Bonita Mutual Water Co., Westside Park  
8 Mutual Water Co., and White Fence Farms Mutual Water Co., Inc.], by and through their  
9 attorneys of record, Gresham Savage Nolan & Tilden, PC, by Michael Duane Davis, Marlene L.  
10 Allen-Hammarlund and Derek R. Hoffman, submit the following supplemental information and  
11 materials for **LAND PROJECTS MUTUAL WATER COMPANY**, under penalty of perjury,  
12 in response to the December 12, 2012 Discovery Order for Phase 4 Trial (the "*Discovery*  
13 *Order*"), issued by the Honorable Jack Komar, Trial Judge.

14 Cross-Defendant / Cross-Complainant, **ANTELOPE VALLEY UNITED MUTUAL**  
15 **GROUP**, and specifically **LAND PROJECTS MUTUAL WATER COMPANY**, made a good  
16 faith effort to fully and accurately respond to the categories of information required by the  
17 *Discovery Order* in the Discovery Responses that it filed on December 21, 2012. However, due  
18 to the shortness of time between the issuance of the order and the degree of detail required by the  
19 *Discovery Order*, Cross-Defendant / Cross-Complainant, **ANTELOPE VALLEY UNITED**  
20 **MUTUAL GROUP** hereby supplements its responses for **LAND PROJECTS MUTUAL**  
21 **WATER COMPANY** to include information and documents responsive to the *Discovery Order*  
22 which were obtained after the December 21, 2012 deadline, and reserves the right to further  
23 supplement its responses pursuant to the *Code of Civil Procedure* and this Court's December 12,  
24 2012 *Case Management Order for Phase Four Trial* and this Court's January 17<sup>th</sup> *First*  
25 *Amendment to Case Management Order for Phase Four Trial*.

26 ///

27 ///

1 Each supplemental response is identified by reference to specific responses and  
2 documents provided in the **Land Projects Mutual Water Company** section of *Cross-*  
3 *Defendant/Cross-Complainant, Antelope Valley United Mutual Group's Information and*  
4 *Materials Responsive To December 12, 2012 Discovery Order For Phase 4 Trial* (the “*Original*  
5 *Responses*”).

6 These Supplemental Responses are verified by Costy von Massenbach, whose name and  
7 title are set forth in the Verification block at the end of these supplemental Responses. Mr. Von  
8 Massenbach is authorized to make said verification on behalf of the Land Projects Mutual Water  
9 Company. Mr. Von Massenbach has personal knowledge that the data and the documentation  
10 provided by these Supplemental Responses were collected and are maintained by Land Projects  
11 Mutual Water Company’s employees, agents and vendors in the ordinary course of Land Projects  
12 Mutual Water Company’s business. Mr. Von Massenbach has obtained (or caused to be  
13 obtained) the data and documentation provided by the Supplemental Responses from the  
14 business records of Land Projects Mutual Water Company. Mr. Von Massenbach has reviewed  
15 these Supplemental Responses and believes the data and documentation to be true and correct to  
16 the best of his knowledge and belief.

17  
18  
19  
20  
21  
22  
23  
24  
25  
26  
27

1  
2  
3  
4  
5  
6  
7  
8  
9  
10  
11  
12  
13  
14  
15  
16  
17  
18  
19  
20  
21  
22  
23  
24  
25  
26  
27

**LAND PROJECTS MUTUAL WATER COMPANY**

**Original Response I.1.e. Amount of Groundwater Produced** is amended as follows:

- 2005: 811 acre feet
- 2006: 910 acre feet
- 2007: 887 acre feet
- 2008: 1108 acre feet
- 2009: incomplete
- 2010: incomplete

**Original Response I.3.a. Prima Facie Groundwater Production Materials** is supplemented to include references to the following additional documents:

- Land Projects Mutual Water Company - Southern California Edison, Hydraulic Test Results, December 2009 and October 2012
- Land Projects Mutual Water Company – Southern California Edison, Electrical Usage Data, 2012
- Land Projects Mutual Water Company – County of Los Angeles, Public Health License
- Land Projects Mutual Water Company – Existing Water System Layout
- Land Projects Mutual Water Company – June 5, 2012 Memo regarding lots, meters and build out
- Land Projects Mutual Water Company – Southern California Edison Customer Usage Report, 2011
- Land Projects Mutual Water Company – Southern California Edison Customer Usage Report, 2012
- Land Projects Mutual Water Company – photographs of groundwater production, storage and distribution system and infrastructure

- 1 • Land Projects Mutual Water Company – handwritten pump records and data logs, 2000
- 2 to 2004
- 3 • Land Projects Mutual Water Company –handwritten data logs and annual summaries –
- 4 Well 1
- 5 • Land Projects Mutual Water Company –handwritten data logs and annual summaries –
- 6 Well 3
- 7 • Land Projects Mutual Water Company –handwritten data logs and annual summaries –
- 8 Well 4
- 9 • Land Projects Mutual Water Company –handwritten data logs and annual summaries –
- 10 Well 5
- 11 • Land Projects Mutual Water Company – Southern California Edison Multiple Point Test
- 12 Summaries - Well 1
- 13 • Land Projects Mutual Water Company – Southern California Edison Multiple Point Test
- 14 Summaries - Well 3
- 15 • Land Projects Mutual Water Company – Southern California Edison Multiple Point Test
- 16 Summaries - Well 4
- 17 • Land Projects Mutual Water Company – Southern California Edison Multiple Point Test
- 18 Summaries - Well 5
- 19 • Land Projects Mutual Water Company – Southern California Edison Multiple Point Test
- 20 Summaries, Supplemental - Well 1
- 21 • Land Projects Mutual Water Company – Southern California Edison Multiple Point Test
- 22 Summaries, Supplemental - Well 3
- 23 • Land Projects Mutual Water Company – Southern California Edison Multiple Point Test
- 24 Summaries, Supplemental - Well 4
- 25 • Land Projects Mutual Water Company – Southern California Edison Multiple Point Test
- 26 Summaries, Supplemental - Well 5
- 27 •

- 1 • Land Projects Mutual Water Company – Southern California Edison Customer Billing
- 2 History for January 1997 through December 2012– Well 1
- 3 • Land Projects Mutual Water Company – Southern California Edison Customer Billing
- 4 History for January 1992 through December 2012– Well 3
- 5 • Land Projects Mutual Water Company – Southern California Edison Customer Billing
- 6 History for January 1992 through December 2012– Well 4
- 7 • Land Projects Mutual Water Company – Southern California Edison Customer Billing
- 8 History for January 1992 through December 2012– Well 5
- 9 • Land Projects Mutual Water Company – Southern California Edison Customer Billing
- 10 History for January 1997 through December 2012, Supplemental – Well 1
- 11 • Land Projects Mutual Water Company – Southern California Edison Customer Billing
- 12 History for January 1992 through December 2012, Supplemental – Well 3
- 13 • Land Projects Mutual Water Company – Southern California Edison Customer Billing
- 14 History for January 1992 through December 2012, Supplemental – Well 4
- 15 • Land Projects Mutual Water Company – Southern California Edison Customer Billing
- 16 History for January 1992 through December 2012, Supplemental – Well 5

17

18 **Original Response I.3.b. *Prima Facie* Property Uses Materials** is supplemented to include

19 references to the following additional documents:

- 20 • Land Projects Mutual Water Company – printed lists of APN/AINs

21

22 **Original Response I.3.c. Additional Materials** is supplemented to include references to the

23 following additional documents:

- 24 • Land Projects Mutual Water Company – Articles of Incorporation
- 25 • Land Projects Mutual Water Company – By-Laws (as amended)
- 26 • Land Projects Mutual Water Company – Share Certificate (exemplar)
- 27 • Land Projects Mutual Water Company – Policy Manual

1 **Verification by Authorized Individual:**

2 I, Costy von Massenbach, am the President of the Land Projects Mutual Water Company  
3 and have personal knowledge of the facts set forth above.


4 If called to do so, I could and would competently testify to these facts under oath. I  
5 declare under penalty of perjury under the laws of the State of California that the foregoing is  
6 true and correct.

7 Executed this 29th day of January, 2013 at Palmdale, CA.

8   
9 \_\_\_\_\_  
10 COSTY VON MASSENBACH

11 Respectfully submitted,

12 GRESHAM SAVAGE NOLAN & TIDEN, PC

13 By:   
14 MICHAEL DUANE DAVIS, ESQ.  
15 MARLENE L. ALLEN-HAMMARLUND, ESQ.  
16 DEREK R. HOFFMAN, ESQ.  
17 Attorneys for CROSS-DEFENDANT / CROSS-  
18 COMPLAINT, ANTELOPE VALLEY UNITED  
19 MUTUAL GROUP; and CROSS-DEFENDANTS,  
20 ADAMS BENNETT INVESTMENTS, LLC, MIRACLE  
21 IMPROVEMENT CORPORATION dba GOLDEN  
22 SANDS MOBILE HOME PARK, aka GOLDEN  
23 SANDS TRAILER PARK [ROE 1121], ST.  
24 ANDREW'S ABBEY, INC. [ROE 623], SERVICE  
25 ROCK PRODUCTS, L.P., and SHEEP CREEK WATER  
26 COMPANY, INC.  
27

28 GRESHAM | SAVAGE  
ATTORNEYS AT LAW  
3750 UNIVERSITY AVE.  
STE. 250  
RIVERSIDE, CA 92501-3335  
(951) 684-2171

-7-

CROSS-DEFENDANT/CROSS-COMPLAINANT, ANTELOPE VALLEY UNITED MUTUAL GROUP, SPECIFICALLY  
LAND PROJECTS MUTUAL WATER COMPANY'S, FIRST SUPPLEMENTAL RESPONSE TO DECEMBER 12, 2012  
DISCOVERY ORDER FOR PHASE 4 TRIAL

1  
2  
3  
4  
5  
6  
7  
8  
9  
10  
11  
12  
13  
14  
15  
16  
17  
18  
19  
20  
21  
22  
23  
24  
25  
26  
27

**PROOF OF SERVICE  
STATE OF CALIFORNIA, COUNTY OF RIVERSIDE**

Re: *ANTELOPE VALLEY GROUNDWATER CASES*  
Los Angeles County Superior Court Judicial Council Coordinated  
Proceedings No. 4408; Santa Clara County Superior Court Case No. 1-05-CV-049053

I am employed in the County of Riverside, State of California. I am over the age of 18 years and not a party to the within action; my business address is: 3750 University Avenue, Suite 250, Riverside, CA 92501-3335.

On January 31, 2013, I served the foregoing document(s) described as **CROSS-DEFENDANT/CROSS-COMPLAINANT, ANTELOPE VALLEY UNITED MUTUAL GROUP, SPECIFICALLY LAND PROJECTS MUTUAL WATER COMPANY'S, FIRST SUPPLEMENTAL RESPONSE TO DECEMBER 12, 2012 DISCOVERY ORDER FOR PHASE 4 TRIAL** on the interested parties in this action in the following manner:

( X ) **BY ELECTRONIC SERVICE** – I posted the document(s) listed above to the Santa Clara County Superior Court website, <http://www.scefiling.org>, in the action of the Antelope Valley Groundwater Cases,

I declare under penalty of perjury under the laws of the State of California that the foregoing is true and correct.

Executed on January 31, 2013, at Riverside, California.

  
\_\_\_\_\_  
DINA M. SNIDER



1  
2  
3  
4  
5  
6  
7  
8  
9  
10  
11  
12  
13  
14  
15  
16  
17  
18  
19  
20  
21  
22  
23  
24  
25  
26  
27

**LAND PROJECTS MUTUAL WATER COMPANY**

**Attachment I.3.a.i.**

GRESHAM | SAVAGE  
ATTORNEYS AT LAW  
3750 UNIVERSITY AVE.  
STE. 250  
RIVERSIDE, CA 92501-3335  
(951) 684-2171

---

CROSS-DEFENDANT/CROSS-COMPLAINANT, ANTELOPE VALLEY UNITED MUTUAL GROUP, SPECIFICALLY  
LAND PROJECTS MUTUAL WATER COMPANY'S, FIRST SUPPLEMENTAL RESPONSE TO DECEMBER 12, 2012  
DISCOVERY ORDER FOR PHASE 4 TRIAL

December 4, 2009

JOHN HOUGHTON  
LAND PROJECTS MUTUAL WATER COMPANY  
8810 WEST AVENUE E-8  
LANCASTER, CA 93536

**HYDRAULIC TEST RESULTS**, Plant: WELL #5  
Location: 85TH ST W & AVE D-8 HP: 100  
Cust #: 0-006-2128 Serv. Acct. #: 002-0928-62  
Meter: 349M-7865 Pump Ref. #: 17930

In accordance with your request, an energy efficiency test was performed on your turbine well pump on December 1, 2009. If you have any questions regarding the results which follow, please contact RICK KOCH at (805)654-7312.

	<b>Equipment</b>	
Pump:	SMFLO	No: 101935
Motor:	US	No: G06-BF67-MD2

<b>Results</b>	<u>Test 1</u>	<u>Test 2</u>	<u>Test 3</u>
Discharge Pressure, PSI	4.0	22.2	44.1
Standing Water Level, Feet	216.2	216.2	216.2
Drawdown, Feet	36.7	35.1	32.0
Discharge Head, Feet	9.2	51.3	101.9
Pumping Water Level, Feet	252.9	251.3	248.2
Total Head, Feet	262.1	302.6	350.1
Capacity, GPM	1,169	1,071	942
GPM per Foot Drawdown	31.9	30.5	29.4
Acre Feet Pumped in 24 Hours	5.167	4.734	4.164
kW Input to Motor	95.0	96.0	96.0
HP Input to Motor	127.4	128.7	128.7
Motor Load (%)	120.4	121.7	121.7
Measured Speed of Pump, RPM	1,778		
<b>kWh per Acre Foot</b>	<b>441</b>	<b>487</b>	<b>553</b>
<b>Overall Plant Efficiency (%)</b>	<b>60.7</b>	<b>63.6</b>	<b>64.7</b>

Test 1 is the normal operation of this pump at the time of the above test(s). The other results were obtained by throttling the discharge. At the time of the test it was noted that the repeated starting of the booster was affecting the incoming voltage to the motor. A VFD on the booster would help ease the impact to the electrical systems.

DAN L. JOHNSON  
Manager  
Hydraulic Services

December 4, 2009

JOHN HOUGHTON  
LAND PROJECTS MUTUAL WATER COMPANY  
8810 WEST AVENUE E-8  
LANCASTER, CA 93536

**PUMPING COST ANALYSIS**, Plant: WELL #5  
Location: 85TH ST W & AVE D-8 HP: 100  
Cust #: 0-006-2128 Serv. Acct. #: 002-0928-62  
Meter: 349M-7865 Pump Ref. #: 17930

The following energy efficiency analysis is presented as an aid to your cost accounting. This is an estimate based on the conditions present during the Edison pump test performed on December 1, 2009, billing history for the past 12 months, and your current rate of TOU-PA-A.

Assuming that water requirements will be the same as for the past year, and all operating conditions (annual hours of operation, head above, and water pumping level) will remain the same as they were at the time of the pump test, it is estimated that:

1. Overall plant efficiency can be improved from 60.7% to 69.0%.
2. This can save you up to 21,998 kWh and \$2,633.85 annually.
3. These kWh savings translate to a 9.6-ton decrease in CO<sub>2</sub> emissions.

	<u>Existing</u>	<u>Plant Efficiency Improved</u>	<u>Savings</u>
Total kWh	183,636	161,638	21,998
kW Input	95.0	83.6	11.4
kWh per Acre Foot	441	388	53
Acre Feet per Year	416.1		
Average Cost per kWh	\$0.12		
Average Cost per Acre Foot	\$52.84	\$46.51	\$6.33
Overall Plant Efficiency (%)	60.7	69.0	
<b>Total Annual Cost</b>	<b>\$21,986.74</b>	<b>\$19,352.88</b>	<b>\$2,633.85</b>

It is sincerely hoped that this information will prove helpful to you, and that your concerns over maintaining optimum pumping efficiency will be continued. If you have any questions regarding this report, please contact RICK KOCH at (805)654-7312.

DAN L. JOHNSON  
Manager  
Hydraulic Services



**Save Energy,  
Save Money...  
Your test results show that you can!**

December 4, 2009

JOHN HOUGHTON  
LAND PROJECTS MUTUAL WATER COMPANY  
8810 WEST AVENUE E-8  
LANCASTER, CA 93536

**PUMPING COST ANALYSIS**, Plant: WELL #5  
Location: 85TH ST W & AVE D-8 HP: 100  
Cust #: 0-006-2128 Serv. Acct. #: 002-0928-62  
Meter: 349M-7865 Pump Ref. #: 17930

Dear SCE Customer:

Helping California businesses save energy and money is a major goal at SCE. As you know, our technical specialists performed a free energy efficiency test on one or more pumps at your facility on December 1, 2009. We thank you for the opportunity to provide this service, and appreciate your interest in the performance of your pumps.

The results of the testing, shown in the table below, indicate that the pump listed above has the potential for improved Overall Plant Efficiency (OPE), lower energy costs, and a cash rebate.

	Plant Efficiency		<u>Savings</u>
	<u>Existing</u>	<u>Improved</u>	
Total kWh	183,636	161,638	21,998
kW Input	95.0	83.6	11.4
kWh per Acre Foot	441	388	53
Acre Feet per Year	416.1		
Average Cost per kWh	\$0.12		
Average Cost per Acre Foot	\$52.84	\$46.51	\$6.33
Overall Plant Efficiency (%)	60.7	69.0	
<hr/>			
Total Annual Cost	\$21,986.74	\$19,352.88	\$2,633.85
Cash Incentive			\$1,979.85

Case studies have shown that repairing, retrofitting, or replacing inefficient pumps can save energy and money, and may even help you avoid serious operational problems. For your business, this could mean the following:

- **Improved Plant Efficiency:** Your OPE can be improved from 60.7% to 69.0%.
- **Lower Energy Costs:** Based on the test data, your past energy usage, and your current rate of TOU-PA-A, we estimate that you may save up to 21,998 kWh annually (which translates to a 9.6-ton decrease in CO<sub>2</sub> emissions). This may result in energy cost savings of \$2,633.85.
- **Cash Incentive:** Through the retrofit and installation of more energy-efficient equipment, you would receive an incentive of \$0.09 per kWh saved, courtesy of SCE's Agricultural Energy Efficiency Program. Based on your estimated kWh savings, you would be eligible for a potential cash incentive of \$1,979.85, capped at 50% of your project cost. (See contract for details.)

You may also be eligible for pump motor incentives. For more information about your test results, options, and incentive opportunities, contact **RICK KOCH** at (805)654-7312.

We encourage you to review your results and take advantage of SCE's energy efficiency expertise and incentives. Visit [www.sce.com/rebatesandsavings](http://www.sce.com/rebatesandsavings), or give us a call and let us know how we can be of further service to you.

Sincerely,

Southern California Edison

December 4, 2009

JOHN HOUGHTON  
LAND PROJECTS MUTUAL WATER COMPANY  
8810 WEST AVENUE E-8  
LANCASTER, CA 93536

**HYDRAULIC TEST RESULTS**, Plant: BOOSTER #5  
Location: 85TH ST W & AVE D-8 HP: 60  
Cust #: 0-006-2128 Serv. Acct. #: 002-0928-62  
Meter: 349M-7865 Pump Ref. #: 21480

In accordance with your request, an energy efficiency test was performed on your centrifugal booster pump on December 1, 2009. If you have any questions regarding the results which follow, please contact RICK KOCH at (805)654-7312.

**Equipment**

Pump:	FRANK	No:	NO SERIAL
Motor:	BALDO	No:	Z0705100305

**Results**

Discharge Pressure, PSI	71.0
Discharge Head, Feet	164.0
Suction Head or Lift, Feet	.7
Total Head, Feet	163.3
Capacity, GPM	895
Acre Feet Pumped in 24 Hours	3.956
kW Input to Motor	45.4
HP Input to Motor	60.9
Motor Load (%)	95.0
Measured Speed of Pump, RPM	1,784
<b>kWh per Acre Foot</b>	<b>275</b>
<b>Overall Plant Efficiency (%)</b>	<b>60.6</b>

The test was performed at the mid-point of the pump's operating pressure range.

DAN L. JOHNSON  
Manager  
Hydraulic Services

December 4, 2009

JOHN HOUGHTON  
LAND PROJECTS MUTUAL WATER COMPANY  
8810 WEST AVENUE E-8  
LANCASTER, CA 93536

**PUMPING COST ANALYSIS**, Plant: BOOSTER #5  
Location: 85TH ST W & AVE D-8 HP: 60  
Cust #: 0-006-2128 Serv. Acct. #: 002-0928-62  
Meter: 349M-7865 Pump Ref. #: 21480

The following energy efficiency analysis is presented as an aid to your cost accounting. This is an estimate based on the conditions present during the Edison pump test performed on December 1, 2009, billing history for the past 12 months, and your current rate of TOU-PA-A.

	<u>Existing</u>
Total kWh	<b>69,948</b>
kW Input	<b>45.4</b>
kWh per Acre Foot	<b>275</b>
Acre Feet per Year	<b>253.9</b>
Average Cost per kWh	<b>\$0.12</b>
Average Cost per Acre Foot	<b>\$32.98</b>
Overall Plant Efficiency (%)	<b>60.6</b>
<hr/>	
Total Annual Cost	<b>\$8,374.87</b>

The hydraulic test results indicate that this pump is operating in an efficient manner.

A variable speed drive is recommended for this pump to save energy and money.

It is sincerely hoped that this information will prove helpful to you, and that your concerns over maintaining optimum pumping efficiency will be continued. If you have any questions regarding this report, please contact RICK KOCH at (805)654-7312.

DAN L. JOHNSON  
Manager  
Hydraulic Services



**Save Energy,  
Save Money. . .  
Your test results show that you can!**

December 4, 2009

JOHN HOUGHTON  
LAND PROJECTS MUTUAL WATER COMPANY  
8810 WEST AVENUE E-8  
LANCASTER, CA 93536

**PUMPING COST ANALYSIS**, Plant: BOOSTER #5  
Location: 85TH ST W & AVE D-8 HP: 60  
Cust #: 0-006-2128 Serv. Acct. #: 002-0928-62  
Meter: 349M-7865 Pump Ref. #: 21480

Dear SCE Customer:

Helping California businesses save energy and money is a major goal at SCE. As you know, our technical specialists performed a free energy efficiency test on one or more pumps at your facility on December 1, 2009. We thank you for the opportunity to provide this service, and appreciate your interest in the performance of your pumps.

The results of the testing, shown in the table below, indicate that the pump listed above has the potential for improved Overall Plant Efficiency (OPE), lower energy costs, and a cash rebate.

	Plant Efficiency		Savings
	Existing	Improved	
Total kWh	69,948	65,237	4,711
kW Input	45.4	42.3	3.1
kWh per Acre Foot	275	257	19
Acre Feet per Year	253.9		
Average Cost per kWh	\$0.12		
Average Cost per Acre Foot	\$32.98	\$30.76	\$2.22
Overall Plant Efficiency (%)	60.6	65.0	
<hr/> Total Annual Cost	<hr/> \$8,374.87	<hr/> \$7,810.78	<hr/> \$564.10
Cash Incentive			\$424.03

Case studies have shown that repairing, retrofitting, or replacing inefficient pumps can save energy and money, and may even help you avoid serious operational problems. For your business, this could mean the following:

- **Improved Plant Efficiency:** Your OPE can be improved from 60.6% to 65.0%.
- **Lower Energy Costs:** Based on the test data, your past energy usage, and your current rate of TOU-PA-A, we estimate that you may save up to 4,711 kWh annually (which translates to a 2.0-ton decrease in CO<sub>2</sub> emissions). This may result in energy cost savings of \$564.10.
- **Cash Incentive:** Through the retrofit and installation of more energy-efficient equipment, you would receive an incentive of \$0.09 per kWh saved, courtesy of SCE's Agricultural Energy Efficiency Program. Based on your estimated kWh savings, you would be eligible for a potential cash incentive of \$424.03, capped at 50% of your project cost. (See contract for details.)

You may also be eligible for pump motor incentives. For more information about your test results, options, and incentive opportunities, contact RICK KOCH at (805)654-7312.

We encourage you to review your results and take advantage of SCE's energy efficiency expertise and incentives. Visit [www.sce.com/rebatesandsavings](http://www.sce.com/rebatesandsavings), or give us a call and let us know how we can be of further service to you.

Sincerely,

Southern California Edison



December 4, 2009

JOHN HOUGHTON  
LAND PROJECTS MUTUAL WATER COMPANY  
8810 WEST AVENUE E-8  
LANCASTER, CA 93536

**HYDRAULIC TEST RESULTS**, Plant: WELL #4  
Location: 8320 W AVE D HP: 100  
Cust #: 0-006-2128 Serv. Acct. #: 002-8233-51  
Meter: 345M-6794 Pump Ref. #: 2573

In accordance with your request, an energy efficiency test was performed on your turbine well pump on December 1, 2009. If you have any questions regarding the results which follow, please contact RICK KOCH at (805)654-7312.

**Equipment**

Pump: L & B No: 28330  
Motor: US No: 1240002

<b>Results</b>	<b>Test 1</b>	<b>Test 2</b>
Discharge Pressure, PSI	44.6	64.5
Standing Water Level, Feet	218.7	218.7
Drawdown, Feet	22.5	20.5
Discharge Head, Feet	103.0	149.0
Pumping Water Level, Feet	241.2	239.2
Total Head, Feet	344.2	388.2
Capacity, GPM	1,261	1,113
GPM per Foot Drawdown	56.0	54.3
Acre Feet Pumped in 24 Hours	5.574	4.919
kW Input to Motor	125.1	127.9
HP Input to Motor	167.8	171.5
Motor Load (%)	154.7	158.1
Measured Speed of Pump, RPM	1,778	
Customer Meter, GPM	1,233	
<b>kWh per Acre Foot</b>	<b>539</b>	<b>624</b>
<b>Overall Plant Efficiency (%)</b>	<b>65.3</b>	<b>63.6</b>

Test 1 is the normal operation of this pump at the time of the above test(s). The other results were obtained by throttling the discharge. The motor load on the results is extremely high for a 100 HP motor. The motor may have been rewound to a 125 HP. The motor load for 125 HP would be 123.7% and 126.5%.

DAN L. JOHNSON  
Manager  
Hydraulic Services



December 4, 2009

JOHN HOUGHTON  
LAND PROJECTS MUTUAL WATER COMPANY  
8810 WEST AVENUE E-8  
LANCASTER, CA 93536

**PUMPING COST ANALYSIS**, Plant: WELL #4  
Location: 8320 W AVE D HP: 100  
Cust #: 0-006-2128 Serv. Acct. #: 002-8233-51  
Meter: 345M-6794 Pump Ref. #: 2573

The following energy efficiency analysis is presented as an aid to your cost accounting. This is an estimate based on the conditions present during the Edison pump test performed on December 1, 2009, billing history for the past 12 months, and your current rate of TOU-PA-A.

	<u>Existing</u>
Total kWh	<b>27,648</b>
kW Input	<b>125.1</b>
kWh per Acre Foot	<b>539</b>
Acre Feet per Year	<b>51.3</b>
Average Cost per kWh	<b>\$0.39</b>
Average Cost per Acre Foot	<b>\$212.56</b>
Overall Plant Efficiency (%)	<b>65.3</b>
<hr/>	
Total Annual Cost	<b>\$10,907.69</b>

The hydraulic test results indicate that this pump is operating in an efficient manner.

It is sincerely hoped that this information will prove helpful to you, and that your concerns over maintaining optimum pumping efficiency will be continued. If you have any questions regarding this report, please contact RICK KOCH at (805)654-7312.

DAN L. JOHNSON  
Manager  
Hydraulic Services



# Save Energy, Save Money. . . Your test results show that you can!

December 4, 2009

JOHN HOUGHTON  
LAND PROJECTS MUTUAL WATER COMPANY  
8810 WEST AVENUE E-8  
LANCASTER, CA 93536

**PUMPING COST ANALYSIS**, Plant: WELL #4  
Location: 8320 W AVE D HP: 100  
Cust #: 0-006-2128 Serv. Acct. #: 002-8233-51  
Meter: 345M-6794 Pump Ref. #: 2573

Dear SCE Customer:

Helping California businesses save energy and money is a major goal at SCE. As you know, our technical specialists performed a free energy efficiency test on one or more pumps at your facility on December 1, 2009. We thank you for the opportunity to provide this service, and appreciate your interest in the performance of your pumps.

The results of the testing, shown in the table below, indicate that the pump listed above has the potential for improved Overall Plant Efficiency (OPE), lower energy costs, and a cash rebate.

	Plant Efficiency		Savings
	Existing	Improved	
Total kWh	27,648	26,179	1,469
kW Input	125.1	118.5	6.6
kWh per Acre Foot	539	510	29
Acre Feet per Year	51.3		
Average Cost per kWh	\$0.39		
Average Cost per Acre Foot	\$212.56	\$201.27	\$11.29
Overall Plant Efficiency (%)	65.3	69.0	
<hr/> Total Annual Cost	<hr/> \$10,907.69	<hr/> \$10,328.29	<hr/> \$579.40
Cash Incentive			\$132.18

Case studies have shown that repairing, retrofitting, or replacing inefficient pumps can save energy and money, and may even help you avoid serious operational problems. For your business, this could mean the following:

- **Improved Plant Efficiency:** Your OPE can be improved from 65.3% to 69.0%.
- **Lower Energy Costs:** Based on the test data, your past energy usage, and your current rate of TOU-PA-A, we estimate that you may save up to 1,469 kWh annually (which translates to a 0.6-ton decrease in CO<sub>2</sub> emissions). This may result in energy cost savings of \$579.40.
- **Cash Incentive:** Through the retrofit and installation of more energy-efficient equipment, you would receive an incentive of \$0.09 per kWh saved, courtesy of SCE's Agricultural Energy Efficiency Program. Based on your estimated kWh savings, you would be eligible for a potential cash incentive of \$132.18, capped at 50% of your project cost. (See contract for details.)

You may also be eligible for pump motor incentives. For more information about your test results, options, and incentive opportunities, contact RICK KOCH at (805)654-7312.

We encourage you to review your results and take advantage of SCE's energy efficiency expertise and incentives. Visit [www.sce.com/rebatesandsavings](http://www.sce.com/rebatesandsavings), or give us a call and let us know how we can be of further service to you.

Sincerely,

Southern California Edison

December 4, 2009

JOHN HOUGHTON  
LAND PROJECTS MUTUAL WATER COMPANY  
8810 WEST AVENUE E-8  
LANCASTER, CA 93536

**HYDRAULIC TEST RESULTS**, Plant: BOOSTER #4  
Location: 8320 W AVE D HP: 50  
Cust #: 0-006-2128 Serv. Acct. #: 002-8233-51  
Meter: 345M-6794 Pump Ref. #: 2574

In accordance with your request, an energy efficiency test was performed on your centrifugal booster pump on December 1, 2009. If you have any questions regarding the results which follow, please contact RICK KOCH at (805)654-7312.

**Equipment**

Pump:	PACO	No:	98C16369
Motor:	BALD0	No:	40H025W254

**Results**

Discharge Pressure, PSI	59.0
Discharge Head, Feet	136.3
Suction Head or Lift, Feet	5.3
Total Head, Feet	131.0
Capacity, GPM	1,075
Acre Feet Pumped in 24 Hours	4.752
kW Input to Motor	46.0
HP Input to Motor	61.7
Motor Load (%)	112.3
Measured Speed of Pump, RPM	3,555
<b>kWh per Acre Foot</b>	<b>232</b>
<b>Overall Plant Efficiency (%)</b>	<b>57.6</b>

The test was performed at the mid-point of the pump's operating pressure range.

DAN L. JOHNSON  
Manager  
Hydraulic Services

December 4, 2009

JOHN HOUGHTON  
LAND PROJECTS MUTUAL WATER COMPANY  
8810 WEST AVENUE E-8  
LANCASTER, CA 93536

**PUMPING COST ANALYSIS**, Plant: BOOSTER #4  
Location: 8320 W AVE D HP: 50  
Cust #: 0-006-2128 Serv. Acct. #: 002-8233-51  
Meter: 345M-6794 Pump Ref. #: 2574

The following energy efficiency analysis is presented as an aid to your cost accounting. This is an estimate based on the conditions present during the Edison pump test performed on December 1, 2009, billing history for the past 12 months, and your current rate of TOU-PA-A.

Assuming that water requirements will be the same as for the past year, and all operating conditions (annual hours of operation, head above, and water pumping level) will remain the same as they were at the time of the pump test, it is estimated that:

1. Overall plant efficiency can be improved from 57.6% to 65.0%.
2. This can save you up to 771 kWh and \$304.08 annually.
3. These kWh savings translate to a 0.3-ton decrease in CO<sub>2</sub> emissions.

	<u>Existing</u>	<u>Plant Efficiency Improved</u>	<u>Savings</u>
Total kWh	6,816	6,045	771
kW Input	46.0	40.8	5.2
kWh per Acre Foot	232	206	26
Acre Feet per Year	29.3		
Average Cost per kWh	\$0.39		
Average Cost per Acre Foot	\$91.68	\$81.32	\$10.37
Overall Plant Efficiency (%)	57.6	65.0	
<b>Total Annual Cost</b>	<b>\$2,689.05</b>	<b>\$2,384.97</b>	<b>\$304.08</b>

It is sincerely hoped that this information will prove helpful to you, and that your concerns over maintaining optimum pumping efficiency will be continued. If you have any questions regarding this report, please contact RICK KOCH at (805)654-7312.

DAN L. JOHNSON  
Manager  
Hydraulic Services



# Save Energy, Save Money. . . Your test results show that you can!

December 4, 2009

JOHN HOUGHTON  
LAND PROJECTS MUTUAL WATER COMPANY  
8810 WEST AVENUE E-8  
LANCASTER, CA 93536

**PUMPING COST ANALYSIS**, Plant: BOOSTER #4  
Location: 8320 W AVE D HP: 50  
Cust #: 0-006-2128 Serv. Acct. #: 002-8233-51  
Meter: 345M-6794 Pump Ref. #: 2574

Dear SCE Customer:

Helping California businesses save energy and money is a major goal at SCE. As you know, our technical specialists performed a free energy efficiency test on one or more pumps at your facility on December 1, 2009. We thank you for the opportunity to provide this service, and appreciate your interest in the performance of your pumps.

The results of the testing, shown in the table below, indicate that the pump listed above has the potential for improved Overall Plant Efficiency (OPE), lower energy costs, and a cash rebate.

	Plant Efficiency		
	<u>Existing</u>	<u>Improved</u>	<u>Savings</u>
Total kWh	6,816	6,045	771
kW Input	46.0	40.8	5.2
kWh per Acre Foot	232	206	26
Acre Feet per Year	29.3		
Average Cost per kWh	\$0.39		
Average Cost per Acre Foot	\$91.68	\$81.32	\$10.37
Overall Plant Efficiency (%)	57.6	65.0	
<hr/> Total Annual Cost	<hr/> \$2,689.05	<hr/> \$2,384.97	<hr/> \$304.08
Cash Incentive			\$69.37

Case studies have shown that repairing, retrofitting, or replacing inefficient pumps can save energy and money, and may even help you avoid serious operational problems. For your business, this could mean the following:

- **Improved Plant Efficiency:** Your OPE can be improved from 57.6% to 65.0%.
- **Lower Energy Costs:** Based on the test data, your past energy usage, and your current rate of TOU-PA-A, we estimate that you may save up to 771 kWh annually (which translates to a 0.3-ton decrease in CO<sub>2</sub> emissions). This may result in energy cost savings of \$304.08.
- **Cash Incentive:** Through the retrofit and installation of more energy-efficient equipment, you would receive an incentive of \$0.09 per kWh saved, courtesy of SCE's Agricultural Energy Efficiency Program. Based on your estimated kWh savings, you would be eligible for a potential cash incentive of \$69.37, capped at 50% of your project cost. (See contract for details.)

You may also be eligible for pump motor incentives. For more information about your test results, options, and incentive opportunities, contact RICK KOCH at (805)654-7312.

We encourage you to review your results and take advantage of SCE's energy efficiency expertise and incentives. Visit [www.sce.com/rebatesandsavings](http://www.sce.com/rebatesandsavings), or give us a call and let us know how we can be of further service to you.

Sincerely,

Southern California Edison

December 4, 2009

JOHN HOUGHTON  
LAND PROJECTS MUTUAL WATER COMPANY  
8810 WEST AVENUE E-8  
LANCASTER, CA 93536

**HYDRAULIC TEST RESULTS**, Plant: WELL #3  
Location: 8812 W AVE E-8 HP: 75  
Cust #: 0-006-2128 Serv. Acct. #: 003-4222-72  
Meter: 732-7673 Pump Ref. #: 2571

In accordance with your request, an energy efficiency test was performed on your turbine well pump on December 1, 2009. If you have any questions regarding the results which follow, please contact RICK KOCH at (805)654-7312.

<b>Equipment</b>		
Pump:	L & B	No: 19852
Motor:	US	No: 3676450

**Results**

Discharge Pressure, PSI	60.7
Standing Water Level, Feet	199.2
Drawdown, Feet	8.1
Discharge Head, Feet	140.2
Pumping Water Level, Feet	207.3
Total Head, Feet	347.5
Capacity, GPM	391
GPM per Foot Drawdown	48.3
Acre Feet Pumped in 24 Hours	1.728
kW Input to Motor	41.4
HP Input to Motor	55.5
Motor Load (%)	68.0
Measured Speed of Pump, RPM	1,786
<b>kWh per Acre Foot</b>	<b>575</b>
<b>Overall Plant Efficiency (%)</b>	<b>61.8</b>

DAN L. JOHNSON  
Manager  
Hydraulic Services

December 4, 2009

JOHN HOUGHTON  
LAND PROJECTS MUTUAL WATER COMPANY  
8810 WEST AVENUE E-8  
LANCASTER, CA 93536

**PUMPING COST ANALYSIS**, Plant: WELL #3  
Location: 8812 W AVE E-8 HP: 75  
Cust #: 0-006-2128 Serv. Acct. #: 003-4222-72  
Meter: 732-7673 Pump Ref. #: 2571

The following energy efficiency analysis is presented as an aid to your cost accounting. This is an estimate based on the conditions present during the Edison pump test performed on December 1, 2009, billing history for the past 12 months, and your current rate of PA-2.

Assuming that water requirements will be the same as for the past year, and all operating conditions (annual hours of operation, head above, and water pumping level) will remain the same as they were at the time of the pump test, it is estimated that:

1. Overall plant efficiency can be improved from 61.8% to 69.0%.
2. This can save you up to 17,516 kWh and \$2,019.82 annually.
3. These kWh savings translate to a 7.6-ton decrease in CO<sub>2</sub> emissions.

	<u>Existing</u>	<u>Plant Efficiency Improved</u>	<u>Savings</u>
Total kWh	167,928	150,412	17,516
kW Input	41.4	37.1	4.3
kWh per Acre Foot	575	515	60
Acre Feet per Year	292.0		
Average Cost per kWh	\$0.12		
Average Cost per Acre Foot	\$66.31	\$59.39	\$6.92
Overall Plant Efficiency (%)	61.8	69.0	
<b>Total Annual Cost</b>	<b>\$19,363.78</b>	<b>\$17,343.96</b>	<b>\$2,019.82</b>

It is sincerely hoped that this information will prove helpful to you, and that your concerns over maintaining optimum pumping efficiency will be continued. If you have any questions regarding this report, please contact RICK KOCH at (805)654-7312.

DAN L. JOHNSON  
Manager  
Hydraulic Services



**Save Energy,  
Save Money. . .  
Your test results show that you can!**

December 4, 2009

JOHN HOUGHTON  
LAND PROJECTS MUTUAL WATER COMPANY  
8810 WEST AVENUE E-8  
LANCASTER, CA 93536

**PUMPING COST ANALYSIS**, Plant: WELL #3  
Location: 8812 W AVE E-8 HP: 75  
Cust #: 0-006-2128 Serv. Acct. #: 003-4222-72  
Meter: 732-7673 Pump Ref. #: 2571

Dear SCE Customer:

Helping California businesses save energy and money is a major goal at SCE. As you know, our technical specialists performed a free energy efficiency test on one or more pumps at your facility on December 1, 2009. We thank you for the opportunity to provide this service, and appreciate your interest in the performance of your pumps.

The results of the testing, shown in the table below, indicate that the pump listed above has the potential for improved Overall Plant Efficiency (OPE), lower energy costs, and a cash rebate.

	Plant Efficiency		Savings
	Existing	Improved	
Total kWh	167,928	150,412	17,516
kW Input	41.4	37.1	4.3
kWh per Acre Foot	575	515	60
Acre Feet per Year	292.0		
Average Cost per kWh	\$0.12		
Average Cost per Acre Foot	\$66.31	\$59.39	\$6.92
Overall Plant Efficiency (%)	61.8	69.0	
<hr/> Total Annual Cost	<hr/> \$19,363.78	<hr/> \$17,343.96	<hr/> \$2,019.82
Cash Incentive			\$1,576.48

Case studies have shown that repairing, retrofitting, or replacing inefficient pumps can save energy and money, and may even help you avoid serious operational problems. For your business, this could mean the following:

- **Improved Plant Efficiency:** Your OPE can be improved from 61.8% to 69.0%.
- **Lower Energy Costs:** Based on the test data, your past energy usage, and your current rate of PA-2, we estimate that you may save up to 17,516 kWh annually (which translates to a 7.6-ton decrease in CO<sub>2</sub> emissions). This may result in energy cost savings of \$2,019.82.
- **Cash Incentive:** Through the retrofit and installation of more energy-efficient equipment, you would receive an incentive of \$0.09 per kWh saved, courtesy of SCE's Agricultural Energy Efficiency Program. Based on your estimated kWh savings, you would be eligible for a potential cash incentive of \$1,576.48, capped at 50% of your project cost. (See contract for details.)

You may also be eligible for pump motor incentives. For more information about your test results, options, and incentive opportunities, contact RICK KOCH at (805)654-7312.

We encourage you to review your results and take advantage of SCE's energy efficiency expertise and incentives. Visit [www.sce.com/rebatesandsavings](http://www.sce.com/rebatesandsavings), or give us a call and let us know how we can be of further service to you.

Sincerely,

Southern California Edison



October 26, 2012

JOHN HOUGHTON  
LAND PROJECTS MUTUAL WATER COMPANY  
8810 WEST AVENUE E-8  
LANCASTER, CA 93536

**HYDRAULIC TEST RESULTS**, Plant: BOOSTER #5  
Location: 85TH ST W & AVE D-8                      HP: 60  
Cust #: 0-006-2128                      Serv. Acct. #: 002-0928-62  
Meter: 349M-7865                      Pump Ref. #: 21480

In accordance with your request, an energy efficiency test was performed on your centrifugal booster pump on October 25, 2012. If you have any questions regarding the results which follow, please contact RICK KOCH at (805)654-7312.

<b>Equipment</b>		
Pump:	FRANK	No: J08194S
Motor:	BALDO	No: Z0705100305

**Results**

Discharge Pressure, PSI	<b>75.0</b>
Discharge Head, Feet	<b>173.3</b>
Suction Head or Lift, Feet	<b>10.9</b>
Total Head, Feet	<b>162.4</b>
Capacity, GPM	<b>938</b>
Acre Feet Pumped in 24 Hours	<b>4.146</b>
kW Input to Motor	<b>47.4</b>
HP Input to Motor	<b>63.6</b>
Motor Load (%)	<b>99.2</b>
Measured Speed of Pump, RPM	<b>1,781</b>
<b>kWh per Acre Foot</b>	<b>274</b>
<b>Overall Plant Efficiency (%)</b>	<b>60.5</b>

The test was performed at the mid-point of the pump's operating pressure range.

RUSS JOHNSON  
Manager  
Hydraulic Services

October 26, 2012

JOHN HOUGHTON  
LAND PROJECTS MUTUAL WATER COMPANY  
8810 WEST AVENUE E-8  
LANCASTER, CA 93536

**PUMPING COST ANALYSIS**, Plant: BOOSTER #5  
Location: 85TH ST W & AVE D-8 HP: 60  
Cust #: 0-006-2128 Serv. Acct. #: 002-0928-62  
Meter: 349M-7865 Pump Ref. #: 21480

The following energy efficiency analysis is presented as an aid to your cost accounting. This is an estimate based on the conditions present during the Edison pump test performed on October 25, 2012, billing history for the past 12 months, and your current rate of TOU-PA-A.

Assuming that water requirements will be the same as for the past year, and all operating conditions (annual hours of operation, head above, and water pumping level) will remain the same as they were at the time of the pump test, it is estimated that:

1. Overall plant efficiency can be improved from 60.5% to 65.0%.
2. This can save you up to 9,265 kWh and \$1,294.81 annually.
3. These kWh savings translate to a 4.0-ton decrease in CO<sub>2</sub> emissions.

	<u>Existing</u>	<u>Plant Efficiency Improved</u>	<u>Savings</u>
Total kWh	134,376	125,111	9,265
kW Input	47.4	44.1	3.3
kWh per Acre Foot	274	256	19
Acre Feet per Year	489.6		
Average Cost per kWh	\$0.14		
Average Cost per Acre Foot	\$38.35	\$35.71	\$2.64
Overall Plant Efficiency (%)	60.5	65.0	
<b>Total Annual Cost</b>	<b>\$18,779.05</b>	<b>\$17,484.24</b>	<b>\$1,294.81</b>

It is sincerely hoped that this information will prove helpful to you, and that your concerns over maintaining optimum pumping efficiency will be continued. If you have any questions regarding this report, please contact RICK KOCH at (805)654-7312.

RUSS JOHNSON  
Manager  
Hydraulic Services



**Save Energy,  
Save Money. . .  
Your test results show that you can!**

October 26, 2012

JOHN HOUGHTON  
LAND PROJECTS MUTUAL WATER COMPANY  
8810 WEST AVENUE E-8  
LANCASTER, CA 93536

**PUMPING COST ANALYSIS**, Plant: BOOSTER #5  
Location: 85TH ST W & AVE D-8 HP: 60  
Cust #: 0-006-2128 Serv. Acct. #: 002-0928-62  
Meter: 349M-7865 Pump Ref. #: 21480

Dear SCE Customer:

Helping California businesses save energy and money is a major goal at SCE. As you know, our Technical Specialist performed a free energy efficiency test on one or more pumps at your facility on October 25, 2012. We thank you for the opportunity to provide this service, and appreciate your interest in the performance of your pumps.

The results of the testing, shown in the table below, indicate that the pump listed above has the potential for improved Overall Plant Efficiency (OPE), lower energy costs, and a cash incentive.

	Projected Incentive, Energy, and Cost Savings			
	<u>Existing</u>	<u>Improved</u>	<u>Savings</u>	<u>Cash Incentive</u>
Total kWh	134,376	125,111	9,265	\$833.87
kW Input	47.4	44.1	3.3	
kW on-peak activity factor *			2.1	\$212.43
Acre Feet per Year	489.6			
kWh per Acre Foot	274	256	19	
Average Cost per Acre Foot	\$38.35	\$35.71	\$2.64	
Overall Plant Efficiency (%)	60.5	65.0		
<b>Annual Total</b>	<b>\$18,779.05</b>	<b>\$17,484.24</b>	<b>\$1,294.81</b>	<b>\$1,046.30</b>

(\*The kW on-peak activity factor represents how the kW impacts the SCE system during on-peak periods as determined by SCE's agricultural and water pumping customers' average load profiles. By improving efficiency, your expected kW savings is 3.3 kW, and the savings used for incentive calculations is 65% of 3.3, or 2.1 kW.)

Case studies have shown that repairing, retrofitting, or replacing inefficient pumps can save energy and money, and may even help you avoid serious operational problems. For your business, this could mean the following:

- **Improved Plant Efficiency:** Your OPE can be improved from 60.5% to 65.0%.
- **Lower Energy Costs:** Based on the test data, your past energy usage, and your current rate of TOU-PA-A, we estimate that you may save up to 9,265 kWh annually (which translates to a 4.0-ton decrease in CO<sub>2</sub> emissions). This may result in energy cost savings of \$1,294.81.
- **Cash Incentive:** Through the retrofit and installation of more energy-efficient equipment, you have the potential to receive an incentive of \$0.09 per kWh and \$100 per on-peak activity factored kW reduced, courtesy of SCE's Customized Efficiency Program. Based on your estimated kWh and kW, you would be eligible for a Potential Cash Incentive of \$1,046.30, capped at 50% of your project cost. (See contract for details.)

If you are interested in an incentive for this pump, please contact **Natalie Maese** at (626)633-3316 to complete a project application. All applicants must receive a **written approval authorization before** implementing any project; failure to comply will result in forfeiture of incentive funding.

We encourage you to review your results and take advantage of SCE's energy efficiency expertise and incentives. Visit [www.sce.com/rebatesandsavings](http://www.sce.com/rebatesandsavings), or give us a call and let us know how we can be of further service to you.

Sincerely,

Southern California Edison

October 26, 2012

JOHN HOUGHTON  
LAND PROJECTS MUTUAL WATER COMPANY  
8810 WEST AVENUE E-8  
LANCASTER, CA 93536

**HYDRAULIC TEST RESULTS, Plant: WELL #8**  
Location: 8320 W AVE D HP: 100  
Cust #: 0-006-2128 Serv. Acct. #: 002-8233-51  
Meter: 345M-6794 Pump Ref. #: 2573

In accordance with your request, an energy efficiency test was performed on your turbine well pump on October 24, 2012. If you have any questions regarding the results which follow, please contact RICK KOCH at (805)654-7312.

		<b>Equipment</b>	
Pump:	L & B	No:	28330
Motor:	US	No:	1240002
<b>Results</b>		<u>Test 1</u>	<u>Test 2</u>
Discharge Pressure, PSI		44.8	65.4
Standing Water Level, Feet		221.2	221.2
Drawdown, Feet		18.7	16.2
Discharge Head, Feet		103.5	151.1
Pumping Water Level, Feet		239.9	237.4
Total Head, Feet		343.4	388.5
Capacity, GPM		1,190	985
GPM per Foot Drawdown		63.6	60.8
Acre Feet Pumped in 24 Hours		5.260	4.354
kW Input to Motor		123.2	125.4
HP Input to Motor		165.2	168.2
Motor Load (%)		152.3	155.0
Measured Speed of Pump, RPM		1,780	
Customer Meter, GPM		1,175	
<b>kWh per Acre Foot</b>		562	691
<b>Overall Plant Efficiency (%)</b>		62.5	57.5

Test 1 is the normal operation of this pump at the time of the above test(s). The other results were obtained by throttling the discharge. The motor load on the results is extremely high for a 100 HP motor. The motor may have been rewound to a 125 HP. The motor load for 125 HP would be 0% and 0%.

RUSS JOHNSON  
Manager  
Hydraulic Services

October 26, 2012

JOHN HOUGHTON  
LAND PROJECTS MUTUAL WATER COMPANY  
8810 WEST AVENUE E-8  
LANCASTER, CA 93536

**PUMPING COST ANALYSIS,** Plant: WELL #8  
Location: 8320 W AVE D HP: 100  
Cust #: 0-006-2128 Serv. Acct. #: 002-8233-51  
Meter: 345M-6794 Pump Ref. #: 2573

The following energy efficiency analysis is presented as an aid to your cost accounting. This is an estimate based on the conditions present during the Edison pump test performed on October 24, 2012, billing history for the past 12 months, and your current rate of TOU-PA-A.

Assuming that water requirements will be the same as for the past year, and all operating conditions (annual hours of operation, head above, and water pumping level) will remain the same as they were at the time of the pump test, it is estimated that:

1. Overall plant efficiency can be improved from 62.5% to 69.0%.
2. This can save you up to 36,733 kWh and \$4,238.21 annually.
3. These kWh savings translate to a 16-ton decrease in CO<sub>2</sub> emissions.

	<u>Existing</u>	<u>Plant Efficiency Improved</u>	<u>Savings</u>
Total kWh	387,636	350,903	36,733
kW Input	123.2	111.5	11.7
kWh per Acre Foot	562	509	53
Acre Feet per Year	689.4		
Average Cost per kWh	\$0.12		
Average Cost per Acre Foot	\$64.87	\$58.73	\$6.15
Overall Plant Efficiency (%)	62.5	69.0	
<hr/> Total Annual Cost	<hr/> \$44,725.44	<hr/> \$40,487.24	<hr/> \$4,238.21

It is sincerely hoped that this information will prove helpful to you, and that your concerns over maintaining optimum pumping efficiency will be continued. If you have any questions regarding this report, please contact RICK KOCH at (805)654-7312.

RUSS JOHNSON  
Manager  
Hydraulic Services



**Save Energy,  
Save Money. . .  
Your test results show that you can!**

October 26, 2012

JOHN HOUGHTON  
LAND PROJECTS MUTUAL WATER COMPANY  
8810 WEST AVENUE E-8  
LANCASTER, CA 93536

**PUMPING COST ANALYSIS**, Plant: WELL #8  
Location: 8320 W AVE D HP: 100  
Cust #: 0-006-2128 Serv. Acct. #: 002-8233-51  
Meter: 345M-6794 Pump Ref. #: 2573

Dear SCE Customer:

Helping California businesses save energy and money is a major goal at SCE. As you know, our Technical Specialist performed a free energy efficiency test on one or more pumps at your facility on October 24, 2012. We thank you for the opportunity to provide this service, and appreciate your interest in the performance of your pumps.

The results of the testing, shown in the table below, indicate that the pump listed above has the potential for improved Overall Plant Efficiency (OPE), lower energy costs, and a cash incentive.

	Projected Incentive, Energy, and Cost Savings			
	<u>Existing</u>	<u>Improved</u>	<u>Savings</u>	<u>Cash Incentive</u>
Total kWh	387,636	350,903	36,733	\$3,305.93
kW Input	123.2	111.5	11.7	
kW on-peak activity factor *			7.6	\$758.84
Acre Feet per Year	689.4			
kWh per Acre Foot	562	509	53	
Average Cost per Acre Foot	\$64.87	\$58.73	\$6.15	
Overall Plant Efficiency (%)	62.5	69.0		
<b>Annual Total</b>	<b>\$44,725.44</b>	<b>\$40,487.24</b>	<b>\$4,238.21</b>	<b>\$4,064.77</b>

(\*The kW on-peak activity factor represents how the kW impacts the SCE system during on-peak periods as determined by SCE's agricultural and water pumping customers' average load profiles. By improving efficiency, your expected kW savings is 11.7 kW, and the savings used for incentive calculations is 65% of 11.7, or 7.6 kW.)

Case studies have shown that repairing, retrofitting, or replacing inefficient pumps can save energy and money, and may even help you avoid serious operational problems. For your business, this could mean the following:


- **Improved Plant Efficiency:** Your OPE can be improved from 62.5% to 69.0%.
- **Lower Energy Costs:** Based on the test data, your past energy usage, and your current rate of TOU-PA-A, we estimate that you may save up to 36,733 kWh annually (which translates to a 16-ton decrease in CO<sub>2</sub> emissions). This may result in energy cost savings of \$4,238.21.
- **Cash Incentive:** Through the retrofit and installation of more energy-efficient equipment, you have the potential to receive an incentive of \$0.09 per kWh and \$100 per on-peak activity factored kW reduced, courtesy of SCE's Customized Efficiency Program. Based on your estimated kWh and kW, you would be eligible for a Potential Cash Incentive of \$4,064.77, capped at 50% of your project cost. (See contract for details.)

If you are interested in an incentive for this pump, please contact **Natalie Maese** at (626)633-3316 to complete a project application. All applicants must receive a **written approval authorization before** implementing any project; failure to comply will result in forfeiture of incentive funding.

We encourage you to review your results and take advantage of SCE's energy efficiency expertise and incentives. Visit [www.sce.com/rebatesandsavings](http://www.sce.com/rebatesandsavings), or give us a call and let us know how we can be of further service to you.

Sincerely,

Southern California Edison



P.O. Box 300  
 Rosemead, CA  
 91772-0001  
 www.sce.com

# Your electricity bill

LAND PROJECTS MUTUAL WATER CO / Page 1 of 14

For billing and service inquiries call 1-800-990-7788,  
 Mon - Fri 7 a.m. to 7 p.m. and Saturday 8 a.m. to 5 p.m.  
 For emergency services call 24 hrs a day, 7 days a week

**Customer account 2-02-679-6045**  
 8810 W AVENUE E8  
 LANCASTER, CA 93536-7002

Date bill prepared: Jan 12 '12

## Your account summary

Amount of your last bill	\$4,874.24
Payment we received on Dec 27 '11 - thank you	-\$4,874.24
Balance forward	\$0.00
Your new charges	\$4,479.68
<b>Total amount you owe by Jan 31 '12</b>	<b>\$4,479.68</b>

## Summary of your billing detail

Service account	Service address	Billing period	Your rate	New charges
3-000-4549-47	9102 W AVENUE E LANCASTER, CA	Dec 5 '11 to Jan 4 '12	GS-1	\$22.98
3-002-0928-62	85TH ST W & AVE.D-8 LANCASTER, CA	Dec 5 '11 to Jan 4 '12	TOU-PA-A	\$1,571.72
3-002-8233-51	8320 W AVENUE D LANCASTER, CA	Dec 4 '11 to Jan 4 '12	TOU-PA-A	\$2,199.43
3-003-4222-72	8812 W AVENUE E8 LANCASTER, CA	Dec 5 '11 to Jan 4 '12	PA-2	\$91.05
3-003-4222-73	8812 W AVENUE E8 # R LANCASTER, CA	Dec 5 '11 to Jan 4 '12	GS-1	\$51.72
3-029-3235-86	9102 W AVENUE E PMP LANCASTER, CA	Dec 5 '11 to Jan 4 '12	TOU-PA-A	\$542.78
				<b>\$4,479.68</b>

Please return the payment stub below with your payment and make your check payable to Southern California Edison.  
 If you want to pay in person, call 1-800-747-8908 for locations, or you can pay online at www.sce.com.

74) Tear here

Tear here



P.O. Box 300  
Rosemead, CA  
91772-0001  
www.sce.com

# Your electricity bill

LAND PROJECTS MUTUAL WATER CO / Page 1 of 14

For billing and service inquiries call 1-800-990-7788,  
Mon - Fri 7 a.m. to 7 p.m. and Saturday 8 a.m. to 5 p.m.  
For emergency services call 24 hrs a day, 7 days a week

Customer account 2-02-679-6045

8810 W AVENUE E8  
LANCASTER, CA 93536-7002

Date bill prepared: Jan 12 '12

## Your account summary

Amount of your last bill	\$4,874.24
Payment we received on Dec 27 '11 - thank you	-\$4,874.24
Balance forward	\$0.00
Your new charges	\$4,479.68
<b>Total amount you owe by Jan 31 '12</b>	<b>\$4,479.68</b>

## Summary of your billing detail

Service account	Service address	Billing period	Your rate	New charges
3-000-4549-47	9102 W AVENUE E LANCASTER, CA	Dec 5 '11 to Jan 4 '12	GS-1	\$22.98
3-002-0928-62	85TH ST W & AVE.D-8 LANCASTER, CA	Dec 5 '11 to Jan 4 '12	TOU-PA-A	\$1,571.72
3-002-8233-51	8320 W AVENUE D LANCASTER, CA	Dec 4 '11 to Jan 4 '12	TOU-PA-A	\$2,199.43
3-003-4222-72	8812 W AVENUE E8 LANCASTER, CA	Dec 5 '11 to Jan 4 '12	PA-2	\$91.05
3-003-4222-73	8812 W AVENUE E8 # R LANCASTER, CA	Dec 5 '11 to Jan 4 '12	GS-1	\$51.72
3-029-3235-86	9102 W AVENUE E PMP LANCASTER, CA	Dec 5 '11 to Jan 4 '12	TOU-PA-A	\$542.78
				<b>\$4,479.68</b>

Please return the payment stub below with your payment and make your check payable to Southern California Edison.  
If you want to pay in person, call 1-800-747-8908 for locations, or you can pay online at www.sce.com.

(14-574)

Tear here

Tear here



---

## Things you should know

### **Visit SCE at the World Ag Expo...**

Find out about energy saving tips, rebates and programs by visiting SCE at the World Ag Expo, Feb. 14-16 in Tulare, CA. Customers who bring a recent copy of their bill to the SCE booth #I25 will receive a free gift, while supplies last.

### **You may notice a change in your billing statement.....**

Effective 1/1/2012, the billing rates used to calculate your bill have been modified. You may notice the recurring line items in the "Details of New Charges" section which reflects the bill calculation before and after the rate change. The first line item reflects the rates prior to 1/1/2012 and the second line item reflects the rates after 1/1/2012. For more information, please visit [www.sce.com/bill\\_change](http://www.sce.com/bill_change).



**Service account** 3-002-0928-62  
**Service address** 85TH ST W & AVE.D-8  
 LANCASTER, CA 93536  
**Rotating outage** Group N001

## Compare the electricity you are using

For meter 349M-007865 from Dec 5 '11 to Jan 4 '12  
**Total electricity you used this month in kWh**

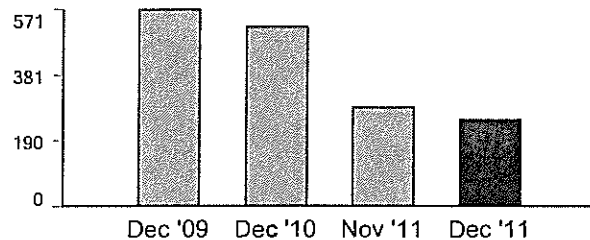
**7,533**

Your next meter read will be on or about Feb 2 '12.

	Electricity (kWh)
Winter Season	
Mid peak	3,255
Off peak	4,278
<b>Total</b>	<b>7,533</b>

Maximum demand is 104 kW

### Your daily average electricity usage (kWh)



### Usage comparison

	Dec '09	Dec '10	Jan '11	Feb '11	Mar '11	Apr '11	May '11	Jun '11	Jul '11	Aug '11	Sep '11	Oct '11	Nov '11	Dec '11
Total kWh used	18,271	17,241	15,604	17,044	18,742	30,173	41,925	50,418	27,359	26,674	23,897	18,556	9,499	7,533
Number of days	32	33	29	29	29	31	30	30	31	30	30	33	33	30
Appx. average kWh used/day	570	522	538	587	646	973	1,397	1,680	882	889	796	562	287	251

## Details of your new charges

Your rate: TOU-PA-A

Billing period: Dec 5 '11 to Jan 4 '12 (30 days)

### Delivery charges

#### Energy-Winter

Mid peak	2,930 kWh x \$0.01222
Off peak	3,850 kWh x \$0.01222
Mid peak	325 kWh x \$0.01203
Off peak	428 kWh x \$0.01203
DWR bond charge	6,780 kWh x \$0.00505
DWR bond charge	753 kWh x \$0.00513
Customer charge	
Service charge	155 HP x \$5.91000 x 27/30 days
Service charge	155 HP x \$5.85000 x 3/30 days

<b>Your Delivery charges include:</b>	
• \$155.26 transmission charges	\$35.80
• \$895.56 distribution charges	\$47.05
• \$0.68 nuclear decommissioning charges	\$3.91
• \$69.73 public purpose programs charge	\$5.15
• \$7.84 new system generation charge	\$34.24
	\$3.86
	\$123.84
	\$824.45
	\$90.68

### Generation charges

DWR	
DWR energy credit	753 kWh x -\$0.00593
Energy-Winter	
Mid peak	272 kWh x \$0.03952

<b>Your Generation charges include:</b>	
• \$16.20 competition transition charge	
<b>Your overall energy charges include:</b>	
• \$13.60 franchise fees	

(Continued on next page)

(Continued on next page)

**Service account** 3-002-8233-51  
**Service address** 8320 W AVENUE D  
LANCASTER, CA 93536  
**Rotating outage** Group N001

## Compare the electricity you are using

For meter 345M-006794 from Dec 4 '11 to Jan 4 '12  
**Total electricity you used this month in kWh**

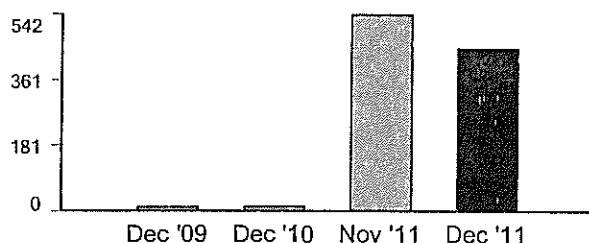
**13,939**

Your next meter read will be on or about Feb 2 '12.

	Electricity (kWh)
Winter Season	
Mid peak	5,974
Off peak	7,965
<b>Total</b>	<b>13,939</b>

Maximum demand is 128 kW

### Your daily average electricity usage (kWh)



**Your monthly usage may be higher than usual...**  
Based on your historical usage pattern, your monthly usage is trending higher than normal. As a result, you may notice an increase in your bill. If you would like information on tips and programs that can help you lower your energy usage and your bill, please visit [www.sce.com/billhelper](http://www.sce.com/billhelper).

### Usage comparison

	Dec '09	Dec '10	Jan '11	Feb '11	Mar '11	Apr '11	May '11	Jun '11	Jul '11	Aug '11	Sep '11	Oct '11	Nov '11	Dec '11
Total kWh used	355	458	148	142	133	142	4,622	11,571	53,412	50,845	46,809	35,773	17,893	13,939
Number of days	32	33	29	30	28	31	30	29	32	29	30	33	33	31
Appx. average kWh used/day	11	13	5	4	4	4	154	399	1,669	1,753	1,560	1,084	542	449

## Details of your new charges

Your rate: TOU-PA-A

Billing period: Dec 4 '11 to Jan 4 '12 (31 days)

### Delivery charges

Energy-Winter

Mid peak	5,396 kWh x \$0.01222	\$65.94
Off peak	7,194 kWh x \$0.01222	\$87.91
Mid peak	578 kWh x \$0.01203	\$6.95
Off peak	771 kWh x \$0.01203	\$9.28
DWR bond charge	12,590 kWh x \$0.00505	\$63.58
DWR bond charge	1,349 kWh x \$0.00513	\$6.92
Customer charge		\$123.84
Service charge	190 HP x \$5.91000 x 28/31 days	\$1,014.23
Service charge	190 HP x \$5.85000 x 3/31 days	\$107.56

### Your Delivery charges include:

- \$187.24 transmission charges
- \$1,080.36 distribution charges
- \$1.25 nuclear decommissioning charges
- \$9.28
- \$129.03 public purpose programs charge
- \$14.49 new system generation charge

### Generation charges

DWR		
DWR energy credit	1,349 kWh x -\$0.00593	-\$8.00
Energy-Winter		

### Your Generation charges include:

- \$29.97 competition transition charge

### Your overall energy charges include:

- \$19.03 franchise fees

(Continued on next page)

(Continued on next page)

Service account 3-003-4222-72  
 Service address 8812 W AVENUE E8  
 LANCASTER, CA 93536  
 Rotating outage Group N001

## Compare the electricity you are using

Your estimated read for meter 732-007673 - Jan 4 '12	85102	Your next meter read will be on or about Feb 2 '12.
Your previous read - Dec 5 '11	- 85102	
Difference	0	
Multiplier	x 24.00	Maximum demand is 0 kW
<b>Total electricity you used this month in kWh</b>	<b>0</b>	

### Usage comparison

	Dec '09	Dec '10	Jan '11	Feb '11	Mar '11	Apr '11	May '11	Jun '11	Jul '11	Aug '11	Sep '11	Oct '11	Nov '11	Dec '11
Total kWh used	0	0	24	0	0	0	0	48	0	0	24	24	0	0
Number of days	32	33	29	29	29	31	30	29	32	29	31	33	33	30
Appx. average kWh used/day	0	0	0	0	0	0	0	1	0	0	0	0	0	0

## Details of your new charges

Your rate: PA-2  
 Billing period: Dec 5 '11 to Jan 4 '12 (30 days)

### Delivery charges

Customer charge	\$87.13
Subtotal of your new charges	\$87.13
Los Angeles Co UUT	\$87.13 x 4.50000%
<b>Your new charges</b>	<b>\$91.05</b>

**Your Delivery charges include:**  
 • \$87.13 distribution charges

**Your overall energy charges include:**  
 • \$0.79 franchise fees

### Additional information:

- DWR provided 9.288% of the energy you used this month
- Service voltage: 480 volts

## Things you should know

### DEPARTMENT OF WATER RESOURCES CHANGES...

Due to changes in Department of Water Resources (DWR), you may receive DWR energy credits. The DWR energy credits and percent will appear on your December 2011 through January 2012 bill statement and will be displayed in the "Details of Your New Charges" section.



SOUTHERN CALIFORNIA  
**EDISON**<sup>®</sup>

An EDISON INTERNATIONAL<sup>®</sup> Company

## Things you should know

### **DEPARTMENT OF WATER RESOURCES CHANGES...**

*Due to changes in Department of Water Resources (DWR), you may receive DWR energy credits. The DWR energy credits and percent will appear on your December 2011 through January 2012 bill statement and will be displayed in the "Details of Your New Charges" section.*

## Stay Away from Power Lines and Call 9-1-1 Immediately if You See a Downed Wire

Power lines bring electricity to your home or office, but touching a power line, whether overhead or on the ground, may cause serious injury or death.

Anyone who sees a downed wire should call 9-1-1 immediately. Nobody should ever go near or touch a downed power line; contact could be dangerous or even life threatening.

The following guidelines will help you stay safe around power lines.

### Power Lines & Your Safety

If a person or piece of equipment comes in contact with an energized power line, or if a power line has fallen to the ground:

- ◆ Do not approach or touch the line or anything in contact with the line.
- ◆ Call 9-1-1. Inform the operator that it's an electrical emergency.
- ◆ Always assume that all wires are energized.

### Downed Power Lines & Vehicles

Beware of a downed power line touching a vehicle. Stay clear of the vehicle and the power line.

If a power line touches your vehicle while you are inside, remain calm and follow these directions: If you can do so safely, stay inside the vehicle until emergency assistance arrives.

Warn others to stay away from the vehicle and have them call 9-1-1. If you have to get out of the vehicle for safety reasons, jump clear of the vehicle. Do not touch the energized vehicle and the ground at the same time. Once you are out of the vehicle, shuffle away. Be careful not to lift your feet off the ground. Only exit the vehicle if you must.

For more information on safety around electricity, go to [www.sce.com/safety](http://www.sce.com/safety).

## A Department of Water Resources Change May Result in a Bill Credit

Since 2001, in response to the energy crisis, the California Department of Water Resources (DWR) has provided up to 30% of the energy requirements of SCE customers. DWR contracts for power have gradually expired over time. Effective this month, the DWR will no longer provide power to SCE customers. SCE will obtain power from other sources, and the DWR will return financial reserves to customers associated with DWR power contracting.

As a result, you will begin to receive DWR energy credits on your monthly statements (unless you are a Direct Access customer). The DWR energy credits will be displayed in the "Details of Your New Charges" section of your SCE statement. A message informing you of this change will also appear on your statement, if applicable.

If you have any questions or need more information, please call SCE Customer Service at:

Business Customers  
1-800-990-7788

Residential Customers  
1-800-655-4555

## Just in Time for a Friendly Reminder

Many of us know someone who may have difficulty remembering to pay the electric bill on time. Whatever the circumstance, a free Friendly Reminder Notification might help prevent unnecessary disconnections\* of a customer's electric service.

SCE customers can designate someone to be notified in the event their service is to be disconnected because of a past due bill. Designated persons are not responsible for paying the bill, but they can provide an extra reminder when the bill payment is due. To enroll an SCE customer, call 1-800-684-8123, or for complete details, visit [www.sce.com/reminder](http://www.sce.com/reminder).

\*A Friendly Reminder Notification does not stop electric service from being disconnected if the bill is not paid on time.

## Not Seeing Eye-to-Eye With Your Bill?

If you believe the amount you have been billed is incorrect, call the customer service phone number at the top of your bill to request an explanation. We will be happy to look into your concerns.

## SCE EnergyManager<sup>®</sup>

### Complimentary Tools for Business Energy Data and Reporting

SCE EnergyManager<sup>®</sup> suite is a user-friendly set of web-based tools designed to help you keep track of your business energy usage. This powerful application enables you to collect data, create reports from your data, and use it to take control over your energy expenses.

### Better Intelligence for a Challenging Environment

Cost management, profitability, and sustainability are challenges most businesses face from multiple stakeholders who want to be sure the organization is running efficiently and optimizing output, while being environmentally and socially responsible.

The SCE EnergyManager suite of tools helps you collect and organize data to discover:

- ◆ When your company is using the most or least electricity
- ◆ Whether you can we shift your usage to periods with lower rates to avoid peak pricing
- ◆ If you are following your energy reduction strategies
- ◆ How successful you are in consistently using less energy than in previous months or years

For questions about the SCE EnergyManager suite of tools, contact your SCE Account Representative, or call the SCE EnergyManager Help Desk at 1-888-462-7078. For more information, visit [www.sce.com/energymanager](http://www.sce.com/energymanager).



P.O. Box 300  
Rosemead, CA  
91772-0001  
www.sce.com

# Your electricity bill

LAND PROJECTS MUTUAL WATER CO / Page 3 of 18

For billing and service inquiries call 1-800-990-7788,  
Mon - Fri 7 a.m. to 7 p.m. and Saturday 8 a.m. to 5 p.m.  
For emergency services call 24 hrs a day, 7 days a week

Customer account 2-02-679-6045

8810 W AVENUE E8  
LANCASTER, CA 93536-7002

Date bill prepared: Feb 10 '12

## Your account summary

Amount of your last bill	\$4,479.68
Payment we received on Jan 23 '12 - thank you	-\$4,479.68
Balance forward	\$0.00
Your new charges	\$4,467.48
<b>Total amount you owe by Feb 29 '12</b>	<b>\$4,467.48</b>

## Summary of your billing detail

Service account	Service address	Billing period	Your rate	New charges
3-000-4549-47	9102 W AVENUE E LANCASTER, CA	Jan 4 '12 to Feb 1 '12	GS-1	\$21.44
3-002-0928-62	85TH ST W & AVE.D-8 LANCASTER, CA	Jan 4 '12 to Feb 1 '12	TOU-PA-A	\$1,564.31
3-002-8233-51	8320 W AVENUE D LANCASTER, CA	Jan 4 '12 to Feb 1 '12	TOU-PA-A	\$2,118.83
3-003-4222-72	8812 W AVENUE E8 LANCASTER, CA	Jan 4 '12 to Feb 1 '12	PA-2	\$91.05
3-003-4222-73	8812 W AVENUE E8 # R LANCASTER, CA	Jan 4 '12 to Feb 1 '12	GS-1	\$132.85
3-029-3235-86	9102 W AVENUE E PMP LANCASTER, CA	Jan 4 '12 to Feb 1 '12	TOU-PA-A	\$539.00
				<b>\$4,467.48</b>

Please return the payment stub below with your payment and make your check payable to Southern California Edison.  
If you want to pay in person, call 1-800-747-8908 for locations, or you can pay online at www.sce.com.

4-574) Tear here

Tear here



SOUTHERN CALIFORNIA  
**EDISON**<sup>®</sup>

An EDISON INTERNATIONAL<sup>®</sup> Company

P.O. Box 300  
Rosemead, CA  
91772-0001  
www.sce.com

# Your electricity bill

LAND PROJECTS MUTUAL WATER CO / Page 3 of 18

For billing and service inquiries call 1-800-990-7788,  
Mon - Fri 7 a.m. to 7 p.m. and Saturday 8 a.m. to 5 p.m.  
For emergency services call 24 hrs a day, 7 days a week

Customer account 2-02-679-6045

8810 W AVENUE E8  
LANCASTER, CA 93536-7002

Date bill prepared: Feb 10 '12

## Your account summary

Amount of your last bill	\$4,479.68
Payment we received on Jan 23 '12 - thank you	-\$4,479.68
Balance forward	\$0.00
Your new charges	\$4,467.48
<b>Total amount you owe by Feb 29 '12</b>	<b>\$4,467.48</b>

## Summary of your billing detail

Service account	Service address	Billing period	Your rate	New charges
3-000-4549-47	9102 W AVENUE E LANCASTER, CA	Jan 4 '12 to Feb 1 '12	GS-1	\$21.44
3-002-0928-62	85TH ST W & AVE.D-8 LANCASTER, CA	Jan 4 '12 to Feb 1 '12	TOU-PA-A	\$1,564.31
3-002-8233-51	8320 W AVENUE D LANCASTER, CA	Jan 4 '12 to Feb 1 '12	TOU-PA-A	\$2,118.83
3-003-4222-72	8812 W AVENUE E8 LANCASTER, CA	Jan 4 '12 to Feb 1 '12	PA-2	\$91.05
3-003-4222-73	8812 W AVENUE E8 # R LANCASTER, CA	Jan 4 '12 to Feb 1 '12	GS-1	\$132.85
3-029-3235-86	9102 W AVENUE E PMP LANCASTER, CA	Jan 4 '12 to Feb 1 '12	TOU-PA-A	\$539.00
				<b>\$4,467.48</b>

Please return the payment stub below with your payment and make your check payable to Southern California Edison.  
If you want to pay in person, call 1-800-747-8908 for locations, or you can pay online at www.sce.com.

(14-574)

Tear here

Tear here



---

## Things you should know

### **Visit SCE at the World Ag Expo...**

*Find out about energy saving tips, rebates and programs by visiting SCE at the World Ag Expo, Feb. 14-16 in Tulare, CA. Customers who bring a recent copy of their bill to the SCE booth #IJ25 will receive a free gift, while supplies last.*

**Service account** 3-002-0928-62  
**Service address** 85TH ST W & AVE.D-8  
 LANCASTER, CA 93536  
**Rotating outage** Group N001

## Compare the electricity you are using

For meter 349M-007865 from Jan 4 '12 to Feb 1 '12  
**Total electricity you used this month in kWh**

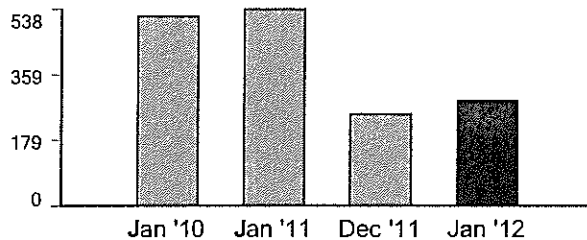
**8,067**

*Your next meter read will be on or about Mar 5 '12.*

	Electricity (kWh)
Winter Season	
Mid peak	3,704
Off peak	4,363
<b>Total</b>	<b>8,067</b>

*Maximum demand is 30 kW*

### Your daily average electricity usage (kWh)



### Usage comparison

	Jan '10	Jan '11	Feb '11	Mar '11	Apr '11	May '11	Jun '11	Jul '11	Aug '11	Sep '11	Oct '11	Nov '11	Dec '11	Jan '12
<b>Total kWh used</b>	14,527	15,604	17,044	18,742	30,173	41,925	50,418	27,359	26,674	23,897	18,556	9,499	7,533	8,067
<b>Number of days</b>	28	29	29	29	31	30	30	31	30	30	33	33	30	28
<b>Appx. average kWh used/day</b>	518	538	587	646	973	1,397	1,680	882	889	796	562	287	251	288

## Details of your new charges

Your rate: TOU-PA-A  
 Billing period: Jan 4 '12 to Feb 1 '12 (28 days)

### Delivery charges

Energy-Winter		
Mid peak	3,704 kWh x \$0.01203	\$44.56
Off peak	4,363 kWh x \$0.01203	\$52.49
DWR bond charge	8,067 kWh x \$0.00513	\$41.38
Customer charge		\$123.84
Service charge	155 HP x \$5.85000	\$906.75

### Your Delivery charges include:

- \$143.18 transmission charges
- \$896.76 distribution charges
- \$0.73 nuclear decommissioning charges
- \$76.64 public purpose programs charge
- \$8.39 new system generation charge

### Generation charges

DWR		
DWR energy credit	8,067 kWh x -\$0.00593	-\$47.84
SCE		
Energy-Winter		
Mid peak	3,704 kWh x \$0.06685	\$247.61
Off peak	4,363 kWh x \$0.02886	\$125.92

### Your Generation charges include:

- \$17.34 competition transition charge

### Your overall energy charges include:

- \$13.54 franchise fees

Subtotal of your new charges

**\$1,494.71**

### Additional information:

- Service voltage: 480 volts
- Billing horsepower: 155.0 HP

(Continued on next page)

**Service account** 3-002-8233-51  
**Service address** 8320 W AVENUE D  
 LANCASTER, CA 93536  
**Rotating outage** Group N001

## Compare the electricity you are using

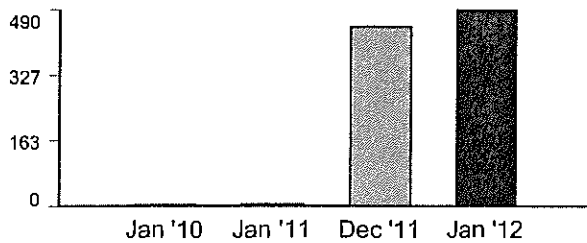
For meter 345M-006794 from Jan 4 '12 to Feb 1 '12  
**Total electricity you used this month in kWh** 13,713

Your next meter read will be on or about Mar 5 '12.

	Electricity (kWh)
Winter Season	
Mid peak	6,283
Off peak	7,430
<b>Total</b>	<b>13,713</b>

Maximum demand is 128 kW

### Your daily average electricity usage (kWh)



*Your monthly usage may be higher than usual... Based on your historical usage pattern, your monthly usage is trending higher than normal. As a result, you may notice an increase in your bill. If you would like information on tips and programs that can help you lower your energy usage and your bill, please visit [www.sce.com/billhelper](http://www.sce.com/billhelper).*

### Usage comparison

	Jan '10	Jan '11	Feb '11	Mar '11	Apr '11	May '11	Jun '11	Jul '11	Aug '11	Sep '11	Oct '11	Nov '11	Dec '11	Jan '12
Total kWh used	107	148	142	133	142	4,622	11,571	53,412	50,845	46,809	35,773	17,893	13,939	13,713
Number of days	29	29	30	28	31	30	29	32	29	30	33	33	31	28
Appx. average kWh used/day	3	5	4	4	4	154	399	1,669	1,753	1,560	1,084	542	449	489

## Details of your new charges

Your rate: TOU-PA-A  
 Billing period: Jan 4 '12 to Feb 1 '12 (28 days)

### Delivery charges

Energy-Winter  
 Mid peak 6,283 kWh x \$0.01203  
 Off peak 7,430 kWh x \$0.01203  
 DWR bond charge 13,713 kWh x \$0.00513  
 Customer charge  
 Service charge 190 HP x \$5.85000

**Your Delivery charges include:**  
 • \$171.39 transmission charges  
 • \$1,079.85 distribution charges  
 • \$1.23 nuclear decommissioning charges  
 • \$130.27 public purpose programs charge  
 • \$14.26 new system generation charge

### Generation charges

DWR  
 DWR energy credit 13,713 kWh x -\$0.00593  
 SCE  
 Energy-Winter  
 Mid peak 6,283 kWh x \$0.06685  
 Off peak 7,430 kWh x \$0.02886

**Your Generation charges include:**  
 • \$29.48 competition transition charge  
**Your overall energy charges include:**  
 • \$18.33 franchise fees

(Continued on next page)

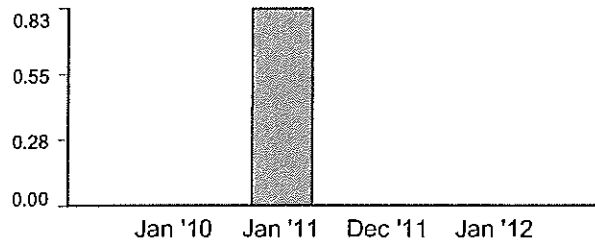
(Continued on next page)

Service account 3-003-4222-72  
 Service address 8812 W AVENUE E8  
 LANCASTER, CA 93536  
 Rotating outage Group N001

## Compare the electricity you are using

Your current read for meter 732-007673 - Feb 1 '12	85102	Your next meter read will be on or about Mar 5 '12.
Your previous read - Jan 4 '12	- 85102	
Difference	0	
Multiplier	x 24.00	Maximum demand is 0 kW
<b>Total electricity you used this month in kWh</b>	<b>0</b>	

## Your daily average electricity usage (kWh)



## Usage comparison

	Jan '10	Jan '11	Feb '11	Mar '11	Apr '11	May '11	Jun '11	Jul '11	Aug '11	Sep '11	Oct '11	Nov '11	Dec '11	Jan '12
Total kWh used	0	24	0	0	0	0	48	0	0	24	24	0	0	0
Number of days	29	29	29	29	31	30	29	32	29	31	33	33	30	28
Appx. average kWh used/day	0	0	0	0	0	0	1	0	0	0	0	0	0	0

## Details of your new charges

Your rate: PA-2  
 Billing period: Jan 4 '12 to Feb 1 '12 (28 days)

### Delivery charges

Customer charge	\$87.13
Subtotal of your new charges	\$87.13
Los Angeles Co UUT	\$87.13 x 4.50000%
<b>Your new charges</b>	<b>\$91.05</b>

### Your Delivery charges include:

- \$87.13 distribution charges

### Your overall energy charges include:

- \$0.79 franchise fees

### Additional information:

- Service voltage: 480 volts

## Things you should know

### DEPARTMENT OF WATER RESOURCES CHANGES...

Due to changes in Department of Water Resources (DWR), you may receive DWR energy credits. The DWR energy credits will be displayed in the "Details of Your New Charges" section of the statement.

Service account 3-029-3235-86  
 Service address 9102 W AVENUE E PMP  
 LANCASTER, CA 93536  
 Rotating outage Group N001

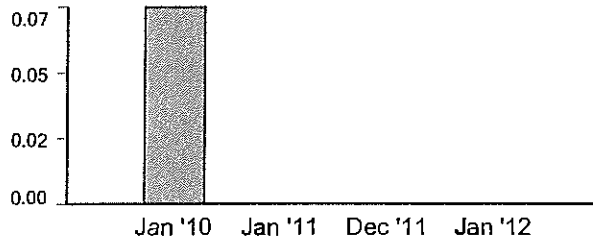
## Compare the electricity you are using

For meter 3416M-006682 from Jan 4 '12 to Feb 1 '12  
 Total electricity you used this month in kWh 0

Your next meter read will be on or about Mar 5 '12.

	Electricity (kWh)	Maximum demand is 0 kW
Winter Season		
Mid peak	0	
Off peak	0	
<b>Total</b>	<b>0</b>	

### Your daily average electricity usage (kWh)



### Usage comparison

	Jan '10	Jan '11	Feb '11	Mar '11	Apr '11	May '11	Jun '11	Jul '11	Aug '11	Sep '11	Oct '11	Nov '11	Dec '11	Jan '12
Total kWh used	2	0	0	0	0	0	0	0	0	0	0	0	0	0
Number of days	29	29	30	28	31	30	29	32	30	30	33	33	30	28
Appx. average kWh used/day	0	0	0	0	0	0	0	0	0	0	0	0	0	0

## Details of your new charges

Your rate: TOU-PA-A  
 Billing period: Jan 4 '12 to Feb 1 '12 (28 days)

### Delivery charges

Customer charge		\$123.84
Service charge	67 HP x \$5.85000	\$391.95
Subtotal of your new charges		\$515.79
Los Angeles Co UUT	\$515.79 x 4.50000%	\$23.21
<b>Your new charges</b>		<b>\$539.00</b>

### Your Delivery charges include:

- \$65.66 transmission charges
- \$450.13 distribution charges

### Your overall energy charges include:

- \$4.67 franchise fees

### Additional information:

- Service voltage: 480 volts
- Billing horsepower: 67.0 HP

## Things you should know

### DEPARTMENT OF WATER RESOURCES CHANGES...

Due to changes in Department of Water Resources (DWR), you may receive DWR energy credits. The DWR energy credits will be displayed in the "Details of Your New Charges" section of the statement.

Please visit us at [www.sce.com](http://www.sce.com)

## Energy Benchmarking: Benchmark Your Building for a Better Bottom Line

Building owners or property managers understand the importance of finding ways to improve efficiency and reduce operating costs. Benchmarking your building's energy use is one of the easiest and most effective ways to identify ways of improvement, and it takes little or no effort from you other than signing up at the ENERGY STAR<sup>®</sup> website.

### What is Energy Benchmarking?

Benchmarking energy use is the first step to assess a building's energy performance and to measure ongoing progress. It also provides business customers with the ability to:

- ◆ Assess their building's energy performance, which is a key step to understanding and reducing energy consumption and the building's carbon footprint.
- ◆ Conduct an "apples to apples" comparison of a building's energy performance
- ◆ Use the energy information of a building in the same way as the Miles Per Gallon (MPG) assessment of a car's operating performance

### How Businesses Benefit from Energy Benchmarking

- ◆ Enables a comparison of a building's energy use with other similar building types
- ◆ Helps determine if a building is using too much energy
- ◆ Establishes a continuous improvement energy management process for your buildings
- ◆ Assists customers with energy use planning including goal setting, targets, and timelines
- ◆ Assesses effectiveness of current operations, policies and practices
- ◆ Verifies and monitors pre- and post-project energy use through changes in operations/equipment
- ◆ Tracks greenhouse gas (GHG) emissions and energy costs

### Get started

The more control you have over your energy costs, the better it will be for your bottom line. To learn more about energy benchmarking your facility with ENERGY STAR<sup>®</sup>, visit

[www.energystar.gov/benchmarking](http://www.energystar.gov/benchmarking) or call SCE at 1-800-736-4777.

## Auto-DR Puts Railex<sup>®</sup> on Energy-Saving Track

The newest refrigerated, mega-transload distribution center operated by Railex<sup>®</sup>—a nationwide full-service transport, logistics and distribution firm—sees significant savings with use of an energy management system (EMS) to control energy consumption during peak periods and automatically participate in Demand Response (DR) programs.

Located in Delano in Central California, the three-year-old facility

includes 225,000 square feet of refrigerated space and loads and ships about 80 to 90 rail cars of perishable goods a week, with the number rising as high as 160 cars a week in summer months. To build the facility, Railex used the statewide Savings By Design (SBD) Program to receive design assistance and a \$150,000 energy efficiency incentive for high-performance new building construction.

As the facility's business grew in its first two years of operation, Railex turned to SCE to look for opportunities to lower its rising energy costs. "We wanted to make it as economical as possible for us to do business on a grander scale," noted Railex Senior Systems Analyst James Johnson.

After SCE helped Railex identify its DR potential, Railex decided to utilize Automated Demand Response (Auto-DR), which allows customers with an automated load control system like an EMS to participate in DR programs with no manual intervention, providing flexibility and ease of use. Customers pre-select their level of participation and earn incentives for peak-period energy load reductions, which help ensure adequate electricity supplies and also offer environmental benefits.

Railex received a \$72,400 SCE DR technology incentive for the controls needed to utilize Auto-DR. Maintenance Manager Terrell Estes said the incentive, combined with the money saved through DR event participation, led to a return on investment in just four months.

### Summer CPP Savings of Over \$32,600

Railex now participates in both the Critical Peak Pricing (CPP) program (the default rate for SCE bundled service customers with demands greater than 200 kilowatts (kW)) and in a Demand Response Contract program with a third-party aggregator.

CPP rewards customers for reducing or shifting electricity usage during nine to 15 summer critical peak events, when the demand and price for electricity climb. During summer 2011, Railex averaged close to 300 kW in load reduction per CPP event, with participation yielding savings of more than \$32,600.

Johnson said that during a DR event, the Auto-DR system—which the company can override at any time—reduces load to battery chargers, some air conditioning and lighting units, refrigeration coils and ammonia compressors.

In addition, the EMS allows Railex to manage equipment charging in a way that avoids electricity use demand spikes that increase electricity costs. Johnson explained, "That has made an overall impact on our bottom line even when there's not a Demand Response event."

### Growth With Flat Energy Costs

According to Railex, while energy use from the peak summer months of 2010 to 2011 increased by 30% to 40% at the Delano facility, participation in DR events and use of the EMS kept energy expenditures essentially the same as in the previous year. "From an energy standpoint, Demand Response and the EMS enabled us to increase our business without the higher cost for energy," Johnson noted.

---

P.O. Box 944295  
Sacramento  
California 94244-2950

For more information, please call 1-800-555-7794, or visit  
[www.sce.com/cecfund](http://www.sce.com/cecfund).

---



P.O. Box 300  
Rosemead, CA  
91772-0001  
www.sce.com

# Your electricity bill

LAND PROJECTS MUTUAL WATER CO / Page 1 of 12

For billing and service inquiries call 1-800-990-7788,  
Mon - Fri 7 a.m. to 7 p.m. and Saturday 8 a.m. to 5 p.m.  
For emergency services call 24 hrs a day, 7 days a week

Customer account 2-02-679-6045

8810 W AVENUE E8  
LANCASTER, CA 93536-7002

Date bill prepared: Mar 13 '12

## Your account summary

Amount of your last bill	\$4,467.48
Payment we received on Feb 16 '12 - thank you	-\$4,467.48
Balance forward	\$0.00
Your new charges	\$4,614.25
<b>Total amount you owe by Apr 2 '12</b>	<b>\$4,614.25</b>

## Summary of your billing detail

Service account	Service address	Billing period	Your rate	New charges
3-000-4549-47	9102 W AVENUE E LANCASTER, CA	Feb 1 '12 to Mar 5 '12	GS-1	\$25.28
3-002-0928-62	85TH ST W & AVE.D-8 LANCASTER, CA	Feb 1 '12 to Mar 2 '12	TOU-PA-A	\$1,602.21
3-002-8233-51	8320 W AVENUE D LANCASTER, CA	Feb 1 '12 to Mar 2 '12	TOU-PA-A	\$2,271.29
3-003-4222-72	8812 W AVENUE E8 LANCASTER, CA	Feb 1 '12 to Mar 2 '12	PA-2	\$91.05
3-003-4222-73	8812 W AVENUE E8 # R LANCASTER, CA	Feb 1 '12 to Mar 2 '12	GS-1	\$85.42
3-029-3235-86	9102 W AVENUE E PMP LANCASTER, CA	Feb 1 '12 to Mar 2 '12	TOU-PA-A	\$539.00
				<b>\$4,614.25</b>

Please return the payment stub below with your payment and make your check payable to Southern California Edison.  
If you want to pay in person, call 1-800-747-8908 for locations, or you can pay online at www.sce.com.

74) Tear here

Tear here





SOUTHERN CALIFORNIA  
**EDISON**<sup>®</sup>

An EDISON INTERNATIONAL<sup>®</sup> Company

P.O. Box 300  
Rosemead, CA  
91772-0001  
www.sce.com

# Your electricity bill

LAND PROJECTS MUTUAL WATER CO / Page 1 of 12

For billing and service inquiries call 1-800-990-7788,  
Mon - Fri 7 a.m. to 7 p.m. and Saturday 8 a.m. to 5 p.m.  
For emergency services call 24 hrs a day, 7 days a week

Customer account 2-02-679-6045

8810 W AVENUE E8  
LANCASTER, CA 93536-7002

Date bill prepared: Mar 13 '12

## Your account summary

Amount of your last bill	\$4,467.48
Payment we received on Feb 16 '12 - thank you	-\$4,467.48
Balance forward	\$0.00
Your new charges	\$4,614.25
<b>Total amount you owe by Apr 2 '12</b>	<b>\$4,614.25</b>

## Summary of your billing detail

Service account	Service address	Billing period	Your rate	New charges
3-000-4549-47	9102 W AVENUE E LANCASTER, CA	Feb 1 '12 to Mar 5 '12	GS-1	\$25.28
3-002-0928-62	85TH ST W & AVE.D-8 LANCASTER, CA	Feb 1 '12 to Mar 2 '12	TOU-PA-A	\$1,602.21
3-002-8233-51	8320 W AVENUE D LANCASTER, CA	Feb 1 '12 to Mar 2 '12	TOU-PA-A	\$2,271.29
3-003-4222-72	8812 W AVENUE E8 LANCASTER, CA	Feb 1 '12 to Mar 2 '12	PA-2	\$91.05
3-003-4222-73	8812 W AVENUE E8 # R LANCASTER, CA	Feb 1 '12 to Mar 2 '12	GS-1	\$85.42
3-029-3235-86	9102 W AVENUE E PMP LANCASTER, CA	Feb 1 '12 to Mar 2 '12	TOU-PA-A	\$539.00
				<b>\$4,614.25</b>

Please return the payment stub below with your payment and make your check payable to Southern California Edison.  
If you want to pay in person, call 1-800-747-8908 for locations, or you can pay online at www.sce.com.

14-574) Tear here

Tear here



**Service account** 3-000-4549-47  
**Service address** 9102 W AVENUE E  
 LANCASTER, CA 93536  
**Rotating outage** Group N001

## Compare the electricity you are using

Your current read for meter 7-643063 - Feb 16 '12	4161	<i>Your next meter read will be on or about Apr 3 '12.</i>
Your previous read - Feb 1 '12	- 4161	
<b>Total electricity you used this month in kWh</b>	<b>0</b>	
Your current read for meter 222013-680640 - Mar 5 '12	00000	
Your previous read - Feb 16 '12	- 00000	
<b>Total electricity you used this month in kWh</b>	<b>0</b>	

### Usage comparison

	Feb '10	Feb '11	Mar '11	Apr '11	May '11	Jun '11	Jul '11	Aug '11	Sep '11	Oct '11	Nov '11	Dec '11	Jan '12	Feb '12
Total kWh used	0	0	0	0	0	0	0	0	0	0	0	0	0	0
Number of days	30	30	28	31	30	29	32	30	30	33	33	30	28	33
Appx. average kWh used/day	0	0	0	0	0	0	0	0	0	0	0	0	0	0

## Details of your new charges

Your rate: GS-1  
 Billing period: Feb 1 '12 to Mar 5 '12 (33 days)

### Delivery charges

Customer charge	33 days x \$0.73300	\$24.19
Subtotal of your new charges		\$24.19
Los Angeles Co UUT	\$24.19 x 4.50000%	\$1.09
<b>Your new charges</b>		<b>\$25.28</b>

### Your Delivery charges include:

- \$24.19 distribution charges

### Your overall energy charges include:

- \$0.22 franchise fees

### Additional information:

- Service voltage: 240 volts



**Service account** 3-002-8233-51  
**Service address** 8320 W AVENUE D  
 LANCASTER, CA 93536  
**Rotating outage** Group N001

## Compare the electricity you are using

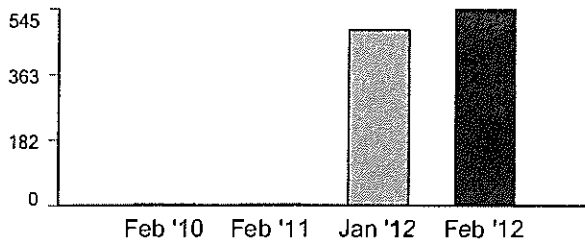
For meter 345M-006794 from Feb 1 '12 to Mar 2 '12  
**Total electricity you used this month in kWh** 16,354

Your next meter read will be on or about Apr 3 '12.

	Electricity (kWh)
Winter Season	
Mid peak	7,317
Off peak	9,037
<b>Total</b>	<b>16,354</b>

Maximum demand is 128 kW

### Your daily average electricity usage (kWh)



Your monthly usage may be higher than usual...  
 Based on your historical usage pattern, your monthly usage is trending higher than normal. As a result, you may notice an increase in your bill. If you would like information on tips and programs that can help you lower your energy usage and your bill, please visit [www.sce.com/billhelper](http://www.sce.com/billhelper).

### Usage comparison

	Feb '10	Feb '11	Mar '11	Apr '11	May '11	Jun '11	Jul '11	Aug '11	Sep '11	Oct '11	Nov '11	Dec '11	Jan '12	Feb '12
Total kWh used	135	142	133	142	4,622	11,571	53,412	50,845	46,809	35,773	17,893	13,939	13,713	16,354
Number of days	30	30	28	31	30	29	32	29	30	33	33	31	28	30
Appx. average kWh used/day	4	4	4	4	154	399	1,669	1,753	1,560	1,084	542	449	489	545

## Details of your new charges

Your rate: TOU-PA-A

Billing period: Feb 1 '12 to Mar 2 '12 (30 days)

### Delivery charges

#### Energy-Winter

Mid peak 7,317 kWh x \$0.01203  
 Off peak 9,037 kWh x \$0.01203  
 DWR bond charge 16,354 kWh x \$0.00513  
 Customer charge  
 Service charge 190 HP x \$5.85000

**Your Delivery charges include:**  
 • \$168.55 transmission charges  
 • \$1,085.77 distribution charges  
 • \$1.47 nuclear decommissioning charges  
 • \$155.36 public purpose programs charge  
 • \$17.01 new system generation charge

### Generation charges

#### DWR

DWR energy credit 16,354 kWh x -\$0.00593

#### SCE

#### Energy-Winter

Mid peak 7,317 kWh x \$0.06685  
 Off peak 9,037 kWh x \$0.02886

**Your Generation charges include:**  
 • \$35.16 competition transition charge

**Your overall energy charges include:**  
 • \$19.64 franchise fees

(Continued on next page)

(Continued on next page)



**Service account** 3-003-4222-72  
**Service address** 8812 W AVENUE E8  
 LANCASTER, CA 93536  
**Rotating outage** Group N001

## Compare the electricity you are using

Your current read for meter 732-007673 - Mar 2 '12	85102	<i>Your next meter read will be on or about Apr 3 '12.</i>
Your previous read - Feb 1 '12	- 85102	
Difference	0	
Multiplier	x 24.00	<i>Maximum demand is 0 kW</i>
<b>Total electricity you used this month in kWh</b>	<b>0</b>	

### Usage comparison

	Feb '10	Feb '11	Mar '11	Apr '11	May '11	Jun '11	Jul '11	Aug '11	Sep '11	Oct '11	Nov '11	Dec '11	Jan '12	Feb '12
Total kWh used	0	0	0	0	0	48	0	0	24	24	0	0	0	0
Number of days	31	29	29	31	30	29	32	29	31	33	33	30	28	30
Appx. average kWh used/day	0	0	0	0	0	1	0	0	0	0	0	0	0	0

## Details of your new charges

Your rate: PA-2  
 Billing period: Feb 1 '12 to Mar 2 '12 (30 days)

### Delivery charges

Customer charge	\$87.13
Subtotal of your new charges	\$87.13
Los Angeles Co UUT	\$87.13 x 4.50000%
<b>Your new charges</b>	<b>\$91.05</b>

### Your Delivery charges include:

- \$87.13 distribution charges

### Your overall energy charges include:

- \$0.79 franchise fees

### Additional information:

- Service voltage: 480 volts



**Service account** 3-029-3235-86  
**Service address** 9102 W AVENUE E PMP  
 LANCASTER, CA 93536  
**Rotating outage** Group N001

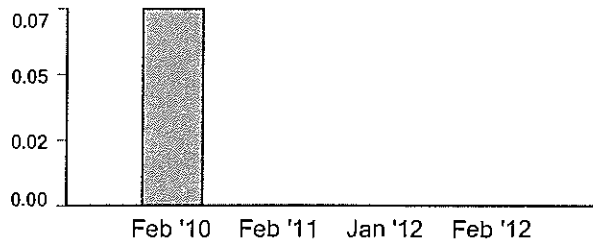
## Compare the electricity you are using

For meter 3416M-006682 from Feb 1 '12 to Mar 2 '12  
**Total electricity you used this month in kWh** 0

Your next meter read will be on or about Apr 3 '12.

	Electricity (kWh)	Maximum demand is 0 kW
Winter Season		
Mid peak	0	
Off peak	0	
<b>Total</b>	<b>0</b>	

### Your daily average electricity usage (kWh)



### Usage comparison

	Feb '10	Feb '11	Mar '11	Apr '11	May '11	Jun '11	Jul '11	Aug '11	Sep '11	Oct '11	Nov '11	Dec '11	Jan '12	Feb '12
Total kWh used	2	0	0	0	0	0	0	0	0	0	0	0	0	0
Number of days	30	30	28	31	30	29	32	30	30	33	33	30	28	30
Appx. average kWh used/day	0	0	0	0	0	0	0	0	0	0	0	0	0	0

## Details of your new charges

Your rate: TOU-PA-A

Billing period: Feb 1 '12 to Mar 2 '12 (30 days)

### Delivery charges

Customer charge		\$123.84
Service charge	67 HP x \$5.85000	\$391.95
Subtotal of your new charges		\$515.79
Los Angeles Co UUT	\$515.79 x 4.50000%	\$23.21
<b>Your new charges</b>		<b>\$539.00</b>

### Your Delivery charges include:

- \$65.66 transmission charges
- \$450.13 distribution charges

### Your overall energy charges include:

- \$4.67 franchise fees

### Additional information:

- Service voltage: 480 volts
- Billing horsepower: 67.0 HP

Please visit us at [www.sce.com](http://www.sce.com)

Los usuarios con acceso al Internet podrán leer y descargar esta notificación en español en el sitio Web de SCE [www.sce.com/avisos](http://www.sce.com/avisos) o escribir a:

Southern California Edison Company  
P.O. Box 800  
2244 Walnut Grove Avenue  
Rosemead, CA 91770  
Atención: Comunicaciones Corporativas

**SOUTHERN CALIFORNIA EDISON COMPANY (SCE) NOTICE OF JOINT APPLICATION OF SOUTHERN CALIFORNIA EDISON COMPANY, PACIFIC GAS & ELECTRIC COMPANY AND SAN DIEGO GAS & ELECTRIC COMPANY FOR RECOVERY OF COSTS OF THE MARKET REDESIGN AND TECHNOLOGY UPGRADE (MRTU) INITIATIVE (A.12-01-014)**

On January 31, 2012, Southern California Edison Company (SCE), Pacific Gas & Electric (PG&E) and San Diego Gas & Electric (SDG&E) filed a joint application with the California Public Utilities Commission (CPUC), each seeking authority to recover their respective costs associated with their own separate Market Redesign and Technology Upgrade (MRTU) memorandum account, for the Record Period January 1, 2010 through December 31, 2010. SCE initially requested recovery for its MRTU memorandum account for this Record Period in SCE's 2011 Energy Resource Recovery Account (ERRA) Application No. 11-04-001. However, pursuant to the CPUC's August 12, 2011 Ruling in Application No. 11-04-001, SCE is making its request through a different, joint application.

Pursuant to Resolution E-4087, the CPUC authorized the establishment of SCE's MRTU memorandum account to record SCE's incremental capital-related revenue requirement as well as incremental operations and maintenance (O&M) expenses associated with implementing the California Independent System Operator's (CAISO) MRTU initiative. This application requests authorization for SCE to recover \$17.345 million in actual, incremental costs associated with the undercollection in the MRTU memorandum account (including franchise fees and uncollectibles). These costs were incurred in 2010 to implement the CAISO MRTU initiative.

Compared to revenue at present rates as of January 1, 2012, this application could result in a revenue increase of approximately \$17.345 million, or .16% beginning in 2013. If total rates were to change as requested, an average residential customer using 300 kilowatt-hours (kWh) per month would see an increase of \$.28 per month, from \$104.92 to \$105.20. The following table shows an estimate of proposed revenue and rate changes by customer group:

If approved, the proposed change in rates for each customer class as follows:

	Revenue Change (\$Millions)	% Change	Present Rates (¢/kWh)	Proposed Rate (¢/kWh)
Residential	6,990	0.15%	15.87	15.89
Lighting - Small and Medium Power	6,099	0.16%	15.08	15.10
Large Power	3,607	0.20%	10.03	10.05
Agricultural and Pumping	552	0.16%	11.50	11.52
Street and Area Lighting	96	0.07%	18.03	18.04
<b>Total</b>	<b>17,345</b>	<b>0.16%</b>	<b>14.12</b>	<b>14.14</b>

**FOR FURTHER INFORMATION FROM SCE**

As noted above, you may review a copy of this Application and related exhibits at SCE's corporate headquarters (2244 Walnut Grove Avenue, Rosemead, CA 91770). You may also view these materials at the following SCE business offices:

1 Pebbly Beach Rd. Avalon, CA 90704	30553 Rimrock Rd. Barstow, CA 92311	374 Lagoon St., Bishop, CA 93514
505 W. 14 <sup>th</sup> Ave. Blythe, CA 92225	3001 Chateau Rd. Mammoth Lakes CA 93546	510 S. China Lake Blvd. Ridgecrest, CA 93555
26364 Pine Ave. Rimforest, CA 92378	41694 Dinkey Creek Rd., Shaver Lake, CA 93664	421 W. J St., Tehachapi, CA 93561
120 Woodland Dr. Wofford Heights, CA 93285	6999 Old Woman Springs Rd., Yucca Valley, CA 92284	

Customers with Internet access may view and download SCE's application and the papers supporting it on SCE's web site, [www.sce.com/applications](http://www.sce.com/applications). Anyone who would like to obtain more information about the application, please write to:

Southern California Edison Company  
P.O. Box 800  
2244 Walnut Grove Avenue  
Rosemead, CA 91770  
Attention: Case Administration

**EVIDENTIARY HEARINGS**

If the application is accepted, the CPUC may also hold evidentiary hearings whereby formal parties of record provide testimony and are subject to cross-examination before a CPUC Administrative Law Judge (ALJ). These hearings are open to the public, but only those who are formal parties of record may participate. For information relating to the hearings, you may contact the Public Advisor's Office (PAO) at the address or phone number shown below. A separate notification to SCE customers regarding the date, time and location of these hearings will be sent as a separate bill insert, or will appear as a newspaper notification.

The CPUC has its own court reporters who will record the comments of those formal parties of record participating in the evidentiary hearings. After considering all proposals and evidence presented during the formal hearing process, the assigned ALJ will issue a proposed decision. When the CPUC issues a final decision on the application, it may adopt, amend, or modify all or part of the ALJ's proposed decision as written. The CPUC's decision may be different than SCE's request.

(Continued on back)



P.O. Box 300  
Rosemead, CA  
91772-0001  
www.sce.com

# Your electricity bill

LAND PROJECTS MUTUAL WATER CO / Page 1 of 14

For billing and service inquiries call 1-800-990-7788,  
Mon - Fri 7 a.m. to 7 p.m. and Saturday 8 a.m. to 5 p.m.  
For emergency services call 24 hrs a day, 7 days a week

Customer account 2-02-679-6045

8810 W AVENUE E8  
LANCASTER, CA 93536-7002

Date bill prepared: Apr 11 '12

## Your account summary

Amount of your last bill	\$4,614.25
Payment we received on Mar 26 '12 - thank you	-\$4,614.25
Balance forward	\$0.00
Your new charges	\$5,472.30
<b>Total amount you owe by Apr 30 '12</b>	<b>\$5,472.30</b>

## Summary of your billing detail

Service account	Service address	Billing period	Your rate	New charges
3-000-4549-47	9102 W AVENUE E LANCASTER, CA	Mar 5 '12 to Apr 3 '12	GS-1	\$22.22
3-002-0928-62	85TH ST W & AVE.D-8 LANCASTER, CA	Mar 2 '12 to Apr 3 '12	TOU-PA-A	\$1,755.53
3-002-8233-51	8320 W AVENUE D LANCASTER, CA	Mar 2 '12 to Apr 3 '12	TOU-PA-A	\$2,587.35
3-003-4222-72	8812 W AVENUE E8 LANCASTER, CA	Mar 2 '12 to Apr 3 '12	PA-2	\$481.38
3-003-4222-73	8812 W AVENUE E8 # R LANCASTER, CA	Mar 2 '12 to Apr 3 '12	GS-1	\$86.82
3-029-3235-86	9102 W AVENUE E PMP LANCASTER, CA	Mar 2 '12 to Apr 2 '12	TOU-PA-A	\$539.00
				<b>\$5,472.30</b>

Please return the payment stub below with your payment and make your check payable to Southern California Edison.  
If you want to pay in person, call 1-800-747-8908 for locations, or you can pay online at www.sce.com.

(14-574)

Tear here

Tear here



SOUTHERN CALIFORNIA  
**EDISON**

An EDISON INTERNATIONAL® Company

P.O. Box 300  
Rosemead, CA  
91772-0001  
www.sce.com

# Your electricity bill

LAND PROJECTS MUTUAL WATER CO / Page 1 of 14

For billing and service inquiries call 1-800-990-7788,  
Mon - Fri 7 a.m. to 7 p.m. and Saturday 8 a.m. to 5 p.m.  
For emergency services call 24 hrs a day, 7 days a week

Customer account 2-02-679-6045

8810 W AVENUE E8  
LANCASTER, CA 93536-7002

Date bill prepared: Apr 11 '12

## Your account summary

Amount of your last bill	\$4,614.25
Payment we received on Mar 26 '12 - thank you	-\$4,614.25
Balance forward	\$0.00
Your new charges	\$5,472.30
<b>Total amount you owe by Apr 30 '12</b>	<b>\$5,472.30</b>

## Summary of your billing detail

Service account	Service address	Billing period	Your rate	New charges
3-000-4549-47	9102 W AVENUE E LANCASTER, CA	Mar 5 '12 to Apr 3 '12	GS-1	\$22.22
3-002-0928-62	85TH ST W & AVE.D-8 LANCASTER, CA	Mar 2 '12 to Apr 3 '12	TOU-PA-A	\$1,755.53
3-002-8233-51	8320 W AVENUE D LANCASTER, CA	Mar 2 '12 to Apr 3 '12	TOU-PA-A	\$2,587.35
3-003-4222-72	8812 W AVENUE E8 LANCASTER, CA	Mar 2 '12 to Apr 3 '12	PA-2	\$481.38
3-003-4222-73	8812 W AVENUE E8 # R LANCASTER, CA	Mar 2 '12 to Apr 3 '12	GS-1	\$86.82
3-029-3235-86	9102 W AVENUE E PMP LANCASTER, CA	Mar 2 '12 to Apr 2 '12	TOU-PA-A	\$539.00
				<b>\$5,472.30</b>

Please return the payment stub below with your payment and make your check payable to Southern California Edison.  
If you want to pay in person, call 1-800-747-8908 for locations, or you can pay online at www.sce.com.

(14-574)

Tear here

Tear here





SOUTHERN CALIFORNIA  
**EDISON**<sup>®</sup>

An EDISON INTERNATIONAL<sup>®</sup> Company

## Things you should know

### ***ELECTRIC VEHICLE (EV) BASICS FOR YOUR BUSINESS SEMINAR...***

*Learn more about installing EV charging stations by attending this free SCE seminar on April 25 from 10 a.m. to noon at SCE's Energy Education Center in Irwindale (also available via webinar). Space is limited for the in-person session. To register, e-mail [EEC-IRegistration@sce.com](mailto:EEC-IRegistration@sce.com) or call 1-800-336-2822.*



An EDISON INTERNATIONAL® Company

Service account 3-002-0928-62  
 Service address 85TH ST W & AVE.D-8  
 LANCASTER, CA 93536  
 Rotating outage Group N001

## Compare the electricity you are using

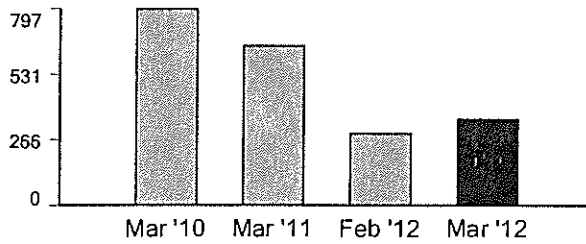
For meter 349M-007865 from Mar 2 '12 to Apr 3 '12  
 Total electricity you used this month in kWh

11,236

Your next meter read will be on or about May 2 '12.

	Electricity (kWh)	Maximum demand is 101 kW
Winter Season		
Mid peak	5,153	
Off peak	6,083	
<b>Total</b>	<b>11,236</b>	

### Your daily average electricity usage (kWh)



### Usage comparison

	Mar '10	Mar '11	Apr '11	May '11	Jun '11	Jul '11	Aug '11	Sep '11	Oct '11	Nov '11	Dec '11	Jan '12	Feb '12	Mar '12
Total kWh used	24,695	18,742	30,173	41,925	50,418	27,359	26,674	23,897	18,556	9,499	7,533	8,067	8,761	11,236
Number of days	31	29	31	30	30	31	30	30	33	33	30	28	30	32
Appx. average kWh used/day	796	646	973	1,397	1,680	882	889	796	562	287	251	288	292	351

## Details of your new charges

Your rate: TOU-PA-A

Billing period: Mar 2 '12 to Apr 3 '12 (32 days)

### Delivery charges

#### Energy-Winter

Mid peak 5,153 kWh x \$0.01203  
 Off peak 6,083 kWh x \$0.01203  
 DWR bond charge 11,236 kWh x \$0.00513  
 Customer charge  
 Service charge 155 HP x \$5.85000

**Your Delivery charges include:**

- \$139.76 transmission charges
- \$903.86 distribution charges
- \$1.01 nuclear decommissioning charges
- \$106.74 public purpose programs charge
- \$11.69 new system generation charge

### Generation charges

#### DWR

DWR energy credit 11,236 kWh x -\$0.00593

-\$66.63

#### SCE

#### Energy-Winter

Mid peak 5,153 kWh x \$0.06685  
 Off peak 6,083 kWh x \$0.02886

\$344.48  
 \$175.56

**Your Generation charges include:**

- \$24.16 competition transition charge

**Your overall energy charges include:**

- \$15.19 franchise fees

Subtotal of your new charges

\$1,676.81

(Continued on next page)

(Continued on next page)



An EDISON INTERNATIONAL® Company

Service account 3-002-8233-51  
 Service address 8320 W AVENUE D  
 LANCASTER, CA 93536  
 Rotating outage Group N001

## Compare the electricity you are using

For meter 345M-006794 from Mar 2 '12 to Apr 3 '12  
 Total electricity you used this month in kWh

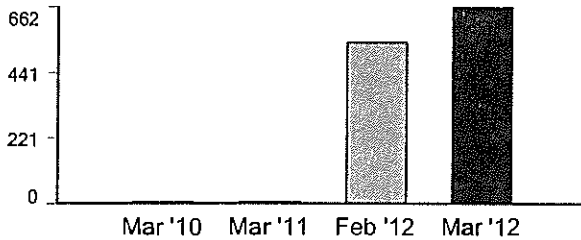
21,190

Your next meter read will be on or about May 2 '12.

	Electricity (kWh)
Winter Season	
Mid peak	10,140
Off peak	11,050
<b>Total</b>	<b>21,190</b>

Maximum demand is 127 kW

### Your daily average electricity usage (kWh)



Your monthly usage may be higher than usual...  
 Based on your historical usage pattern, your monthly usage is trending higher than normal. As a result, you may notice an increase in your bill. If you would like information on tips and programs that can help you lower your energy usage and your bill, please visit [www.sce.com/billhelper](http://www.sce.com/billhelper).

### Usage comparison

	Mar '10	Mar '11	Apr '11	May '11	Jun '11	Jul '11	Aug '11	Sep '11	Oct '11	Nov '11	Dec '11	Jan '12	Feb '12	Mar '12
Total kWh used	154	133	142	4,622	11,571	53,412	50,845	46,809	35,773	17,893	13,939	13,713	16,354	21,190
Number of days	31	28	31	30	29	32	29	30	33	33	31	28	30	32
Appx. average kWh used/day	4	4	4	154	399	1,669	1,753	1,560	1,084	542	449	489	545	662

## Details of your new charges

Your rate: TOU-PA-A  
 Billing period: Mar 2 '12 to Apr 3 '12 (32 days)

### Delivery charges

Energy-Winter			
Mid peak	10,140 kWh x \$0.01203		\$121.98
Off peak	11,050 kWh x \$0.01203		\$132.93
DWR bond charge	21,190 kWh x \$0.00513		\$108.70
Customer charge			\$123.84
Service charge	190 HP x \$5.85000		\$1,111.50

### Your Delivery charges include:

- \$163.31 transmission charges
- \$1,096.60 distribution charges
- \$1.91 nuclear decommissioning charges
- \$201.31 public purpose programs charge
- \$22.04 new system generation charge

### Generation charges

DWR			
DWR energy credit	21,190 kWh x -\$0.00593		-\$125.66
SCE			
Energy-Winter			
Mid peak	10,140 kWh x \$0.06685		\$677.86
Off peak	11,050 kWh x \$0.02886		\$318.90

- ### Your Generation charges include:
- \$45.56 competition transition charge

- ### Your overall energy charges include:
- \$22.37 franchise fees

(Continued on next page)

(Continued on next page)



An EDISON INTERNATIONAL® Company

Service account 3-003-4222-72  
 Service address 8812 W AVENUE E8  
 LANCASTER, CA 93536  
 Rotating outage Group N001

### Compare the electricity you are using

Your current read for meter 732-007673 - Apr 3 '12	85102	Your next meter read will be on or about May 2 '12.
Your previous read - Mar 2 '12	- 85102	
Difference	0	
Multiplier	x 24.00	Maximum demand is 46 kW
<b>Total electricity you used this month in kWh</b>	<b>0</b>	

### Usage comparison

	Mar '10	Mar '11	Apr '11	May '11	Jun '11	Jul '11	Aug '11	Sep '11	Oct '11	Nov '11	Dec '11	Jan '12	Feb '12	Mar '12
Total kWh used	0	0	0	0	48	0	0	24	24	0	0	0	0	0
Number of days	28	29	31	30	29	32	29	31	33	33	30	28	30	32
Appx. average kWh used/day	0	0	0	0	1	0	0	0	0	0	0	0	0	0

### Details of your new charges

Your rate: PA-2  
 Billing period: Mar 2 '12 to Apr 3 '12 (32 days)

#### Delivery charges

Facilities rel demand	46 kW x \$8.12000	\$373.52
Customer charge		\$87.13
Subtotal of your new charges		\$460.65
Los Angeles Co UUT	\$460.65 x 4.50000%	\$20.73
<b>Your new charges</b>		<b>\$481.38</b>

#### Your Delivery charges include:

- \$70.84 transmission charges
- \$389.81 distribution charges

#### Your overall energy charges include:

- \$4.17 franchise fees

#### Additional information:

- Service voltage: 480 volts

**Service account** 3-029-3235-86  
**Service address** 9102 W AVENUE E PMP  
 LANCASTER, CA 93536  
**Rotating outage** Group N001

## Compare the electricity you are using

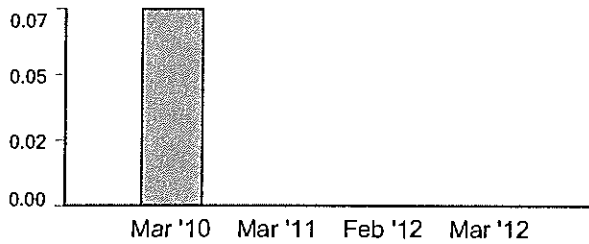
For meter 3416M-006682 from Mar 2 '12 to Apr 2 '12  
 Total electricity you used this month in kWh

0

Your next meter read will be on or about May 2 '12.

	Electricity (kWh)	Maximum demand is 0 kW
Winter Season		
Mid peak	0	
Off peak	0	
<b>Total</b>	<b>0</b>	

### Your daily average electricity usage (kWh)



### Usage comparison

	Mar '10	Mar '11	Apr '11	May '11	Jun '11	Jul '11	Aug '11	Sep '11	Oct '11	Nov '11	Dec '11	Jan '12	Feb '12	Mar '12
Total kWh used	2	0	0	0	0	0	0	0	0	0	0	0	0	0
Number of days	28	28	31	30	29	32	30	30	33	33	30	28	30	31
Appx. average kWh used/day	0	0	0	0	0	0	0	0	0	0	0	0	0	0

## Details of your new charges

Your rate: TOU-PA-A

Billing period: Mar 2 '12 to Apr 2 '12 (31 days)

### Delivery charges

Customer charge		\$123.84
Service charge	67 HP x \$5.85000	\$391.95
<b>Subtotal of your new charges</b>		<b>\$515.79</b>
Los Angeles Co UUT	\$515.79 x 4.50000%	\$23.21
<b>Your new charges</b>		<b>\$539.00</b>

### Your Delivery charges include:

- \$65.66 transmission charges
- \$450.13 distribution charges

### Your overall energy charges include:

- \$4.67 franchise fees

### Additional information:


- Service voltage: 480 volts
- Billing horsepower: 67.0 HP

Please visit us at [www.sce.com](http://www.sce.com)

## Edison International Partners with American Red Cross

Safely delivering reliable, affordable electricity to our customers is a primary goal at Edison International.

To demonstrate our commitment to safety, the company recently entered into a three year partnership with the American Red Cross' Prepare SoCal initiative to increase emergency preparedness throughout Southern California. Prepare SoCal aims to train up to 250,000 volunteers in First Aid and CPR, along with 70,000 general volunteers to serve in Red Cross shelters. Among these trained volunteers will be hundreds of Edison International employees who will serve as a reserve force that is called upon by the Red Cross in the event of a disaster.



Connect with us on social media to learn more about Edison programs and activities in your community. We're on Twitter, @socal Edison, and Facebook, at [www.facebook.com/socal Edison](http://www.facebook.com/socal Edison).

## Prepare Now for Summer

Summer is almost here, which often means higher energy usage. It is also the time when business electricity rate shifts from the lower "winter" rate period to the higher "summer" rate period (June - September). The reason for this shift is to align rates with the increased energy demands that come with the summer months, when demand is at its peak and the cost to produce energy is higher.

SCE can help you prepare now to lower your energy usage and better manage your electricity bills during the summer months. We offer a wide variety of tools, including case studies that provide examples of what other businesses are doing to save energy and costs, tips on how to make your workplace more energy efficient, and payment plans that give you alternative methods of paying your bill.

Get ready for summer today. Take advantage of the helpful options that best fit your energy and cost-saving needs. To learn more, visit [www.sce.com/business/highbill](http://www.sce.com/business/highbill)

## Electric Cars A New Way to Drive Business

Are your customers, employees or residential tenants looking to charge electric cars at your facility? If so, you may want to consider installing EV charging stations.

As an electric "fuel" provider, at SCE, we're here to help. Our energy advisors offer tools and resources to help you safely and reliably provide electric car charging, while also managing your electricity costs. Find insights, information and resources at [sce.com/EV4Business](http://sce.com/EV4Business) to start planning. Then contact your SCE Account Representative or call us at 1-800-990-7788 for personalized support, including a customized rate analysis to help you choose the most cost-effective eligible rate plan for your business.

We'll help you develop solutions to meet your unique needs as you change the way you drive business.

## Energy Education Centers

Learn about energy management and energy efficiency solutions to help your organization save energy, money, and the environment. Energy Education Center - Irwindale and Energy Education Center - Tulare offer hands-on demonstrations of the latest state-of-the-art technologies as well as workshops, classes, and interactive displays.

Visit [www.sce.com/energycenters](http://www.sce.com/energycenters) for more information and a full listing of classes. Here is just a sample of upcoming classes:

### An Integrated Approach to Efficient Industrial Refrigeration Systems

Event #: 36484  
Location: EEC-Irwindale  
Date: Thursday, May 10, 2012  
Time: 8:30am - 4:30pm with Lunch

### Hot Rebates and Cool Savings for Foodservice


Event #: 36427  
Location: EEC-Irwindale  
Date: Thursday, June 21, 2012  
Time: 9:00am - 12:00pm with lunch

### Introduction to Lighting

Event #: 36537  
Location: EEC-Tulare  
Date: Tuesday, May 15, 2012  
Time: 8:30am - 12:30pm

### IHACI: Electrical Module Part I - Practical Fundamentals and Theory of HVAC/R System

Event #: 36611  
Location: EEC-Tulare  
Date: Wednesday, June 6, 2012  
Time: 6:00pm - 9:00pm



P.O. Box 300  
 Rosemead, CA  
 91772-0001  
 www.sce.com

# Your electricity bill

LAND PROJECTS MUTUAL WATER CO / Page 1 of 14

For billing and service inquiries call 1-800-990-7788,  
 Mon - Fri 7 a.m. to 7 p.m. and Saturday 8 a.m. to 5 p.m.  
 For emergency services call 24 hrs a day, 7 days a week

Customer account 2-02-679-6045

8810 W AVENUE E8  
 LANCASTER, CA 93536-7002

Date bill prepared: May 10 '12

## Your account summary

Amount of your last bill	\$5,472.30
Payment we received on Apr 20 '12 - thank you	-\$5,472.30
Balance forward	\$0.00
Your new charges	\$5,356.65
<b>Total amount you owe by May 29 '12</b>	<b>\$5,356.65</b>

## Summary of your billing detail

Service account	Service address	Billing period	Your rate	New charges
3-000-4549-47	9102 W AVENUE E LANCASTER, CA	Apr 3 '12 to May 2 '12	GS-1	\$22.22
3-002-0928-62	85TH ST W & AVE.D-8 LANCASTER, CA	Apr 3 '12 to May 2 '12	TOU-PA-A	\$1,857.50
3-002-8233-51	8320 W AVENUE D LANCASTER, CA	Apr 3 '12 to May 2 '12	TOU-PA-A	\$2,800.40
3-003-4222-72	8812 W AVENUE E8 LANCASTER, CA	Apr 3 '12 to May 2 '12	PA-2	\$91.05
3-003-4222-73	8812 W AVENUE E8 # R LANCASTER, CA	Apr 3 '12 to May 2 '12	GS-1	\$46.48
3-029-3235-86	9102 W AVENUE E PMP LANCASTER, CA	Apr 2 '12 to May 1 '12	TOU-PA-A	\$539.00
				<b>\$5,356.65</b>

Please return the payment stub below with your payment and make your check payable to Southern California Edison.  
 If you want to pay in person, call 1-800-747-8908 for locations, or you can pay online at www.sce.com.

(14-574) Tear here

Tear here



SOUTHERN CALIFORNIA  
**EDISON**<sup>®</sup>

An EDISON INTERNATIONAL<sup>®</sup> Company

P.O. Box 300  
Rosemead, CA  
91772-0001  
www.sce.com

# Your electricity bill

LAND PROJECTS MUTUAL WATER CO / Page 1 of 14

For billing and service inquiries call 1-800-990-7788,  
Mon - Fri 7 a.m. to 7 p.m. and Saturday 8 a.m. to 5 p.m.  
For emergency services call 24 hrs a day, 7 days a week

Customer account 2-02-679-6045

8810 W AVENUE E8  
LANCASTER, CA 93536-7002

Date bill prepared: May 10 '12

## Your account summary

Amount of your last bill	\$5,472.30
Payment we received on Apr 20 '12 - thank you	-\$5,472.30
Balance forward	\$0.00
Your new charges	\$5,356.65
<b>Total amount you owe by May 29 '12</b>	<b>\$5,356.65</b>

## Summary of your billing detail

Service account	Service address	Billing period	Your rate	New charges
3-000-4549-47	9102 W AVENUE E LANCASTER, CA	Apr 3 '12 to May 2 '12	GS-1	\$22.22
3-002-0928-62	85TH ST W & AVE.D-8 LANCASTER, CA	Apr 3 '12 to May 2 '12	TOU-PA-A	\$1,857.50
3-002-8233-51	8320 W AVENUE D LANCASTER, CA	Apr 3 '12 to May 2 '12	TOU-PA-A	\$2,800.40
3-003-4222-72	8812 W AVENUE E8 LANCASTER, CA	Apr 3 '12 to May 2 '12	PA-2	\$91.05
3-003-4222-73	8812 W AVENUE E8 # R LANCASTER, CA	Apr 3 '12 to May 2 '12	GS-1	\$46.48
3-029-3235-86	9102 W AVENUE E PMP LANCASTER, CA	Apr 2 '12 to May 1 '12	TOU-PA-A	\$539.00
				<b>\$5,356.65</b>

Please return the payment stub below with your payment and make your check payable to Southern California Edison.  
If you want to pay in person, call 1-800-747-8908 for locations, or you can pay online at www.sce.com.

(14-574)

Tear here

Tear here



---

## Things you should know

### **PLEASE NOTE**

*The Notice of Public Participation Hearings Regarding Proposed Rate Changes by Southern California Edison Company regarding CPUC Application No. A.11-06-007 contained in a recent bill insert listed an incorrect address for the location of the May 23, 2012 Public Participation Hearing in Tulare. The correct address is Tulare City Library and Council Chamber, 491 No. 'M' Street, Tulare, CA 93274.*

### **LEGAL NOTICES...**

*View current and past notices and other important information online at [www.sce.com/notices](http://www.sce.com/notices).*



An EDISON INTERNATIONAL® Company

Service account 3-002-0928-62  
 Service address 85TH ST W & AVE.D-8  
 LANCASTER, CA 93536  
 Rotating outage Group N001

## Compare the electricity you are using

For meter 349M-007865 from Apr 3 '12 to May 2 '12  
 Total electricity you used this month in kWh

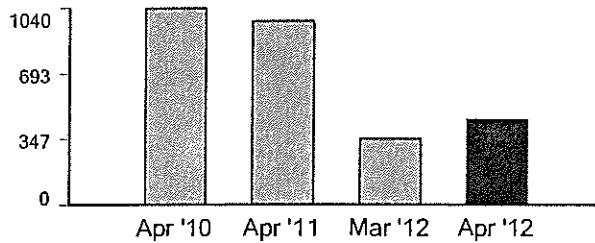
13,124

Your next meter read will be on or about Jun 1 '12.

	Electricity (kWh)
Winter Season	
Mid peak	5,716
Off peak	7,408
<b>Total</b>	<b>13,124</b>

Maximum demand is 47 kW

### Your daily average electricity usage (kWh)



### Usage comparison

	Apr '10	Apr '11	May '11	Jun '11	Jul '11	Aug '11	Sep '11	Oct '11	Nov '11	Dec '11	Jan '12	Feb '12	Mar '12	Apr '12
Total kWh used	30,167	30,173	41,925	50,418	27,359	26,674	23,897	18,556	9,499	7,533	8,067	8,761	11,236	13,124
Number of days	29	31	30	30	31	30	30	33	33	30	28	30	32	29
Appx. average kWh used/day	1,040	973	1,397	1,680	882	889	796	562	287	251	288	292	351	452

## Details of your new charges

Your rate: TOU-PA-A  
 Billing period: Apr 3 '12 to May 2 '12 (29 days)

### Delivery charges

Energy-Winter		
Mid peak	5,716 kWh x \$0.01203	\$68.76
Off peak	7,408 kWh x \$0.01203	\$89.12
DWR bond charge	13,124 kWh x \$0.00513	\$67.33
Customer charge		\$123.84
Service charge	155 HP x \$5.85000	\$906.75

### Your Delivery charges include:

- \$137.72 transmission charges
- \$908.08 distribution charges
- \$1.18 nuclear decommissioning charges
- \$124.68 public purpose programs charge
- \$13.64 new system generation charge

### Generation charges

DWR		
DWR energy credit	13,124 kWh x -\$0.00593	-\$77.83
SCE		
Energy-Winter		
Mid peak	5,716 kWh x \$0.06685	\$382.11
Off peak	7,408 kWh x \$0.02886	\$213.79

- ### Your Generation charges include:
- \$28.22 competition transition charge

- ### Your overall energy charges include:
- \$16.06 franchise fees

Subtotal of your new charges \$1,773.87

(Continued on next page)

(Continued on next page)

**Service account** 3-002-8233-51  
**Service address** 8320 W AVENUE D  
 LANCASTER, CA 93536  
**Rotating outage** Group N001

## Compare the electricity you are using

For meter 345M-006794 from Apr 3 '12 to May 2 '12  
**Total electricity you used this month in kWh**

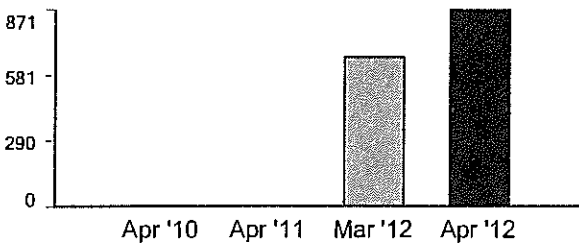
**25,268**

Your next meter read will be on or about Jun 1 '12.

	Electricity (kWh)
Winter Season	
Mid peak	11,173
Off peak	14,095
<b>Total</b>	<b>25,268</b>

Maximum demand is 127 kW

### Your daily average electricity usage (kWh)



*Your monthly usage may be higher than usual...  
 Based on your historical usage pattern, your monthly usage is trending higher than normal. As a result, you may notice an increase in your bill. If you would like information on tips and programs that can help you lower your energy usage and your bill, please visit [www.sce.com/billhelper](http://www.sce.com/billhelper).*

### Usage comparison

	Apr '10	Apr '11	May '11	Jun '11	Jul '11	Aug '11	Sep '11	Oct '11	Nov '11	Dec '11	Jan '12	Feb '12	Mar '12	Apr '12
<b>Total kWh used</b>	137	142	4,622	11,571	53,412	50,845	46,809	35,773	17,893	13,939	13,713	16,354	21,190	25,268
<b>Number of days</b>	29	31	30	29	32	29	30	33	33	31	28	30	32	29
<b>Appx. average kWh used/day</b>	4	4	154	399	1,669	1,753	1,560	1,084	542	449	489	545	662	871

## Details of your new charges

Your rate: TOU-PA-A  
 Billing period: Apr 3 '12 to May 2 '12 (29 days)

### Delivery charges

Energy-Winter		
Mid peak	11,173 kWh x \$0.01203	\$134.41
Off peak	14,095 kWh x \$0.01203	\$169.56
DWR bond charge	25,268 kWh x \$0.00513	\$129.62
Customer charge		\$123.84
Service charge	190 HP x \$5.85000	\$1,111.50

### Your Delivery charges include:

- \$158.92 transmission charges
- \$1,105.74 distribution charges
- \$2.27 nuclear decommissioning charges
- \$240.05 public purpose programs charge
- \$26.28 new system generation charge

### Generation charges

DWR		
DWR energy credit	25,268 kWh x -\$0.00593	-\$149.84
SCE		
Energy-Winter		
Mid peak	11,173 kWh x \$0.06685	\$746.92
Off peak	14,095 kWh x \$0.02886	\$406.78

- ### Your Generation charges include:
- \$54.33 competition transition charge

- ### Your overall energy charges include:
- \$24.20 franchise fees

(Continued on next page)

(Continued on next page)



**Service account** 3-003-4222-72  
**Service address** 8812 W AVENUE E8  
 LANCASTER, CA 93536  
**Rotating outage** Group N001

## Compare the electricity you are using

Your current read for meter 732-007673 - May 2 '12	85102	<i>Your next meter read will be on or about Jun 1 '12.</i>
Your previous read - Apr 3 '12	- 85102	
Difference	0	
Multiplier	x 24.00	<i>Maximum demand is 0 kW</i>
<b>Total electricity you used this month in kWh</b>	<b>0</b>	

## Usage comparison

	Apr '10	Apr '11	May '11	Jun '11	Jul '11	Aug '11	Sep '11	Oct '11	Nov '11	Dec '11	Jan '12	Feb '12	Mar '12	Apr '12
Total kWh used	0	0	0	48	0	0	24	24	0	0	0	0	0	0
Number of days	31	31	30	29	32	29	31	33	33	30	28	30	32	29
Appx. average kWh used/day	0	0	0	1	0	0	0	0	0	0	0	0	0	0

## Details of your new charges

Your rate: PA-2  
 Billing period: Apr 3 '12 to May 2 '12 (29 days)

### Delivery charges

Customer charge	\$87.13
Subtotal of your new charges	\$87.13
Los Angeles Co UUT	\$87.13 x 4.50000%
<b>Your new charges</b>	<b>\$91.05</b>

### Your Delivery charges include:

- \$87.13 distribution charges

### Your overall energy charges include:

- \$0.79 franchise fees

### Additional information:

- Service voltage: 480 volts

**Service account** 3-029-3235-86  
**Service address** 9102 W AVENUE E PMP  
 LANCASTER, CA 93536  
**Rotating outage** Group N001

## Compare the electricity you are using

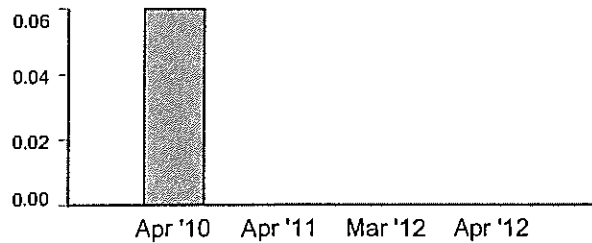
For meter 3416M-006682 from Apr 2 '12 to May 1 '12  
**Total electricity you used this month in kWh**

Your next meter read will be on or about Jun 1 '12.

0

	Electricity (kWh)	Maximum demand is 0 kW
Winter Season		
Mid peak	0	
Off peak	0	
<b>Total</b>	<b>0</b>	

### Your daily average electricity usage (kWh)



### Usage comparison

	Apr '10	Apr '11	May '11	Jun '11	Jul '11	Aug '11	Sep '11	Oct '11	Nov '11	Dec '11	Jan '12	Feb '12	Mar '12	Apr '12
<b>Total kWh used</b>	2	0	0	0	0	0	0	0	0	0	0	0	0	0
<b>Number of days</b>	31	31	30	29	32	30	30	33	33	30	28	30	31	29
<b>Appx. average kWh used/day</b>	0	0	0	0	0	0	0	0	0	0	0	0	0	0

## Details of your new charges

Your rate: TOU-PA-A  
 Billing period: Apr 2 '12 to May 1 '12 (29 days)

### Delivery charges

Customer charge		\$123.84
Service charge	67 HP x \$5.85000	\$391.95
<b>Subtotal of your new charges</b>		<b>\$515.79</b>
Los Angeles Co UUT	\$515.79 x 4.50000%	\$23.21
<b>Your new charges</b>		<b>\$539.00</b>

### Your Delivery charges include:

- \$65.66 transmission charges
- \$450.13 distribution charges

### Your overall energy charges include:

- \$4.67 franchise fees

### Additional information:

- Service voltage: 480 volts
- Billing horsepower: 67.0 HP

## Health and Safety Tips for Temperature-Sensitive Customers

Extreme hot weather may be harmful to people who are in poor health or those who are sensitive to high temperatures. Here are steps you can take to avoid heat-related illness this summer, should you be without air conditioning:

To help you stay cool in hot weather:

- ◆ Take a cool shower or bath.
- ◆ Wear lightweight, loose, light-colored clothing and a head covering.
- ◆ Stay out of direct sunlight and limit outdoor activity to covered or shaded areas.
- ◆ Drink plenty of water to stay hydrated.
- ◆ Visit a movie theatre, an air-conditioned mall, a library or a community center.
- ◆ Visit friends or family whose homes are air-conditioned and are located in areas not affected by severe weather or rotating outages.

### What to Do During Rotating Outages?

A rotating outage is a temporary electricity outage, designed to last no more than one hour, to help protect the integrity of the overall electric system. You can prepare for rotating outages by planning ahead. Your rotating outage group number is located at the top of your bill. Customers in rotating outage group N001 (or "Exempt") are normally not subject to rotating outages.

### Cooling Stations

Customers who are temperature-sensitive may find it more comfortable to visit one of our "Cooling Stations" if rotating outages impact their residences. Cooling Stations are air-conditioned facilities providing temporary relief from the extreme heat. These facilities are normally exempt from rotating outages and are open to the public.

For a list of Cooling Stations, visit [www.sce.com/planahead](http://www.sce.com/planahead) and click on **Volunteer Cooling Station Locations**. Or, call 1-800-655-4555 to obtain a list of Cooling Stations in your area.

### Cool Centers

SCE also has facilities called "Cool Centers" designed to provide residential customers with safe, air-conditioned locations to visit so that they can save energy and money by not running their own cooling systems at home. These centers may be especially helpful for residential customers who are income-qualified, seniors or those with special needs. Cool Centers are open from June 1 through October 15. To find a center near you, visit [www.sce.com/coolcenters](http://www.sce.com/coolcenters).

### Advance Notification of a Rotating Outage

When possible, SCE will provide advance notice of a rotating outage via an automated telephone message to residential customers, or to someone in a customer's household who files an application certifying that his or her health is at risk when he or she is exposed to extreme temperatures.

Note: If you already participate in SCE's Medical Baseline program, you are automatically enrolled, so you do not need to complete this application form. Medical Baseline program participants receive advance notification, whenever possible, of rotating power outages that may affect them.

To sign up for advance notification, visit [www.sce.com/planahead](http://www.sce.com/planahead) and click on Extreme Temperature Sensitivity notification service to download the application. Or, call 1-800-655-4555 to request one. The return address is shown on the application.

Upon receipt of your application, SCE will place your name on a calling list to receive advance notice, whenever practical, if a rotating outage is anticipated in your area. This service will be provided to you at no cost.

## Get Your Business Ready to Save This Summer

Summer is just around the corner, and this can mean higher monthly energy costs. Get ready to save on your electricity bills by taking advantage of Southern California Edison's (SCE) energy management solutions. Don't wait until it's too late – take action now to save this summer!

### Enroll in Demand Response

SCE's Demand Response (DR) programs offer bill credits, rate discounts, or other incentives for lowering your electricity use during peak times, or shifting usage to off-peak hours. You'll not only save energy and money, you'll also help reduce strain on our electrical system during our hottest season.

### Already enrolled?

To maximize the benefit of participating in our DR programs:

- ◆ Make sure the correct person at your facility is receiving DR event notices
- ◆ Prepare a load reduction strategy for events
- ◆ Take measures to reduce your energy usage during events

### More ways to save

Here are more energy management solutions to help you save this summer and over the long-term:

- ◆ **Business Energy Advisor** – this NEW tool for small businesses offers free and easy-to-use online energy assessments, providing an in-depth analysis of your facility's energy use and customized recommendations for "first steps" toward savings. For details, visit [www.sce.com/businessadvisor](http://www.sce.com/businessadvisor).
- ◆ **Express and Customized Solutions** – these offerings provide incentives for replacing equipment or upgrading to qualified high-efficiency equipment. To learn more, visit [www.sce.com/express\\_solutions](http://www.sce.com/express_solutions) and [www.sce.com/customized\\_solutions](http://www.sce.com/customized_solutions).
- ◆ **Savings By Design** – if you're a commercial building owner, this solution offers free technical services, financial incentives, and other resources to help you and your design team identify energy savings opportunities for your whole building or specialized systems. New construction, additions, major renovations, or tenant improvement projects are eligible. For more information, visit [www.savingsbydesign.com](http://www.savingsbydesign.com).



P.O. Box 300  
 Rosemead, CA  
 91772-0001  
 www.sce.com

# Your electricity bill

LAND PROJECTS MUTUAL WATER CO / Page 3 of 18

For billing and service inquiries call 1-800-990-7788,  
 Mon - Fri 7 a.m. to 7 p.m. and Saturday 8 a.m. to 5 p.m.  
 For emergency services call 24 hrs a day, 7 days a week

Customer account 2-02-679-6045

8810 W AVENUE E8  
 LANCASTER, CA 93536-7002

Date bill prepared: Jun 9 '12

## Your account summary

Amount of your last bill	\$5,356.65
Payment we received on May 17 '12 - thank you	-\$5,356.65
Balance forward	\$0.00
Your new charges	\$6,759.40
<b>Total amount you owe by Jun 28 '12</b>	<b>\$6,759.40</b>

## Summary of your billing detail

Service account	Service address	Billing period	Your rate	New charges
3-000-4549-47	9102 W AVENUE E LANCASTER, CA	May 2 '12 to Jun 1 '12	GS-1	\$22.98
3-002-0928-62	85TH ST W & AVE.D-8 LANCASTER, CA	May 2 '12 to Jun 1 '12	TOU-PA-A	\$2,339.76
3-002-8233-51	8320 W AVENUE D LANCASTER, CA	May 2 '12 to Jun 1 '12	TOU-PA-A	\$3,715.72
3-003-4222-72	8812 W AVENUE E8 LANCASTER, CA	May 2 '12 to Jun 1 '12	PA-2	\$91.05
3-003-4222-73	8812 W AVENUE E8 # R LANCASTER, CA	May 2 '12 to Jun 1 '12	GS-1	\$50.89
3-029-3235-86	9102 W AVENUE E PMP LANCASTER, CA	May 1 '12 to Jun 1 '12	TOU-PA-A	\$539.00

Please return the payment stub below with your payment and make your check payable to Southern California Edison.  
 If you want to pay in person, call 1-800-747-8908 for locations, or you can pay online at www.sce.com.

4-574) Tear here



P.O. Box 300  
 Rosemead, CA  
 91772-0001  
 www.sce.com

# Your electricity bill

LAND PROJECTS MUTUAL WATER CO / Page 3 of 18

For billing and service inquiries call 1-800-990-7788,  
 Mon - Fri 7 a.m. to 7 p.m. and Saturday 8 a.m. to 5 p.m.  
 For emergency services call 24 hrs a day, 7 days a week

Customer account 2-02-679-6045

8810 W AVENUE E8  
 LANCASTER, CA 93536-7002

Date bill prepared: Jun 9 '12

## Your account summary

Amount of your last bill	\$5,356.65
Payment we received on May 17 '12 - thank you	-\$5,356.65
Balance forward	\$0.00
Your new charges	\$6,759.40
<b>Total amount you owe by Jun 28 '12</b>	<b>\$6,759.40</b>

## Summary of your billing detail

Service account	Service address	Billing period	Your rate	New charges
3-000-4549-47	9102 W AVENUE E LANCASTER, CA	May 2 '12 to Jun 1 '12	GS-1	\$22.98
3-002-0928-62	85TH ST W & AVE.D-8 LANCASTER, CA	May 2 '12 to Jun 1 '12	TOU-PA-A	\$2,339.76
3-002-8233-51	8320 W AVENUE D LANCASTER, CA	May 2 '12 to Jun 1 '12	TOU-PA-A	\$3,715.72
3-003-4222-72	8812 W AVENUE E8 LANCASTER, CA	May 2 '12 to Jun 1 '12	PA-2	\$91.05
3-003-4222-73	8812 W AVENUE E8 # R LANCASTER, CA	May 2 '12 to Jun 1 '12	GS-1	\$50.89
3-029-3235-86	9102 W AVENUE E PMP LANCASTER, CA	May 1 '12 to Jun 1 '12	TOU-PA-A	\$539.00
				<b>\$6,759.40</b>

Please return the payment stub below with your payment and make your check payable to Southern California Edison.  
 If you want to pay in person, call 1-800-747-8908 for locations, or you can pay online at www.sce.com.

14-574)

Tear here

Tear here





SOUTHERN CALIFORNIA  
**EDISON**<sup>®</sup>

An EDISON INTERNATIONAL<sup>®</sup> Company

---

## Things you should know

### **LEGAL NOTICES...**

View current and past notices and other important information online at [www.sce.com/notices](http://www.sce.com/notices).

### **You may notice a change in your billing statement...**

Effective 6/1/2012, the billing rates used to calculate your bill have been modified. You may notice the recurring line items in the "Details of New Charges" section which reflects the bill calculation before and after the rate change. The first line item reflects the rates prior to 6/1/2012 and the second line item reflects the rates after 6/1/2012. For more information, please visit [www.sce.com/bill\\_change](http://www.sce.com/bill_change).

**Service account** 3-002-0928-62  
**Service address** 85TH ST W & AVE.D-8  
 LANCASTER, CA 93536  
**Rotating outage** Group N001

## Compare the electricity you are using

For meter 349M-007865 from May 2 '12 to Jun 1 '12  
**Total electricity you used this month in kWh**

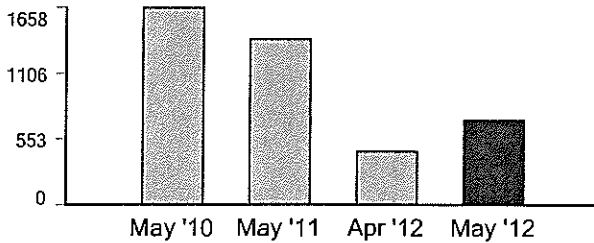
**21,549**

Your next meter read will be on or about Jul 2 '12.

	Electricity (kWh)
Winter Season	
Mid peak	8,911
Off peak	12,638
<b>Total</b>	<b>21,549</b>

Maximum demand is 50 kW

### Your daily average electricity usage (kWh)



### Usage comparison

	May '10	May '11	Jun '11	Jul '11	Aug '11	Sep '11	Oct '11	Nov '11	Dec '11	Jan '12	Feb '12	Mar '12	Apr '12	May '12
<b>Total kWh used</b>	49,752	41,925	50,418	27,359	26,674	23,897	18,556	9,499	7,533	8,067	8,761	11,236	13,124	21,549
<b>Number of days</b>	30	30	30	31	30	30	33	33	30	28	30	32	29	30
<b>Appx. average kWh used/day</b>	1,658	1,397	1,680	882	889	796	562	287	251	288	292	351	452	718

## Details of your new charges

Your rate: TOU-PA-A  
 Billing period: May 2 '12 to Jun 1 '12 (30 days)

### Delivery charges

<b>Energy-Winter</b>		
Mid peak	8,911 kWh x \$0.01203	\$107.20
Off peak	12,638 kWh x \$0.01203	\$152.04
DWR bond charge	21,549 kWh x \$0.00513	\$110.55
Customer charge		\$123.84
Service charge	155 HP x \$5.85000	\$906.75

### Your Delivery charges include:

- \$128.62 transmission charges
- \$926.96 distribution charges
- \$1.94 nuclear decommissioning charges
- \$204.72 public purpose programs charge
- \$22.41 new system generation charge

### Generation charges

<b>DWR</b>		
DWR energy credit	21,549 kWh x -\$0.00593	-\$127.79
<b>SCE</b>		
<b>Energy-Winter</b>		
Mid peak	8,911 kWh x \$0.06685	\$595.70
Off peak	12,638 kWh x \$0.02886	\$364.73

- ### Your Generation charges include:
- \$19.39 competition transition charge

- ### Your overall energy charges include:
- \$20.22 franchise fees

Subtotal of your new charges **\$2,233.02**

(Continued on next page)

(Continued on next page)

**Service account** 3-002-8233-51  
**Service address** 8320 W AVENUE D  
 LANCASTER, CA 93536  
**Rotating outage** Group N001

## Compare the electricity you are using

For meter 345M-006794 from May 2 '12 to Jun 1 '12  
**Total electricity you used this month in kWh**

**41,256**

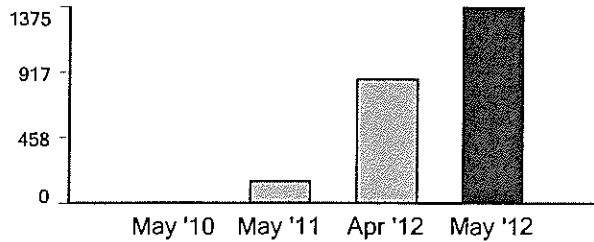
Your next meter read will be on or about Jul 2 '12.

Electricity (kWh)

Maximum demand is 126 kW

Winter Season	
Mid peak	17,241
Off peak	24,015
<b>Total</b>	<b>41,256</b>

### Your daily average electricity usage (kWh)



**Your monthly usage may be higher than usual...**  
 Based on your historical usage pattern, your monthly usage is trending higher than normal. As a result, you may notice an increase in your bill. If you would like information on tips and programs that can help you lower your energy usage and your bill, please visit [www.sce.com/billhelper](http://www.sce.com/billhelper).

### Usage comparison

	May '10	May '11	Jun '11	Jul '11	Aug '11	Sep '11	Oct '11	Nov '11	Dec '11	Jan '12	Feb '12	Mar '12	Apr '12	May '12
Total kWh used	153	4,622	11,571	53,412	50,845	46,809	35,773	17,893	13,939	13,713	16,354	21,190	25,268	41,256
Number of days	29	30	29	32	29	30	33	33	31	28	30	32	29	30
Appx. average kWh used/day	5	154	399	1,669	1,753	1,560	1,084	542	449	489	545	662	871	1,375

## Details of your new charges

Your rate: TOU-PA-A

Billing period: May 2 '12 to Jun 1 '12 (30 days)

### Delivery charges

#### Energy-Winter

  Mid peak 17,241 kWh x \$0.01203  
 Off peak 24,015 kWh x \$0.01203  
 DWR bond charge 41,256 kWh x \$0.00513  
 Customer charge  
 Service charge 190 HP x \$5.85000

\$207.41  
 \$288.90  
 \$211.64  
 \$123.84  
 \$1,111.50

#### Your Delivery charges include:

- \$141.65 transmission charges
- \$1,141.55 distribution charges
- \$3.71 nuclear decommissioning charges
- \$391.93 public purpose programs charge
- \$42.91 new system generation charge

### Generation charges

#### DWR

DWR energy credit 41,256 kWh x -\$0.00593

-\$244.65

#### SCE

#### Energy-Winter

  Mid peak 17,241 kWh x \$0.06685  
 Off peak 24,015 kWh x \$0.02886

\$1,152.56  
 \$693.07

#### Your Generation charges include:

- \$37.13 competition transition charge

#### Your overall energy charges include:

- \$32.10 franchise fees

(Continued on next page)

(Continued on next page)



An EDISON INTERNATIONAL® Company

**Service account** 3-003-4222-72  
**Service address** 8812 W AVENUE E8  
 LANCASTER, CA 93536  
**Rotating outage** Group N001

## Compare the electricity you are using

Your current read for meter 732-007673 - Jun 1 '12	85102	<i>Your next meter read will be on or about Jul 2 '12.</i>
Your previous read - May 2 '12	- 85102	
Difference	0	
Multiplier	x 24.00	<i>Maximum demand is 0 kW</i>
<b>Total electricity you used this month in kWh</b>	<b>0</b>	

## Usage comparison

	May '10	May '11	Jun '11	Jul '11	Aug '11	Sep '11	Oct '11	Nov '11	Dec '11	Jan '12	Feb '12	Mar '12	Apr '12	May '12
Total kWh used	0	0	48	0	0	24	24	0	0	0	0	0	0	0
Number of days	30	30	29	32	29	31	33	33	30	28	30	32	29	30
Appx. average kWh used/day	0	0	1	0	0	0	0	0	0	0	0	0	0	0

## Details of your new charges

Your rate: PA-2  
 Billing period: May 2 '12 to Jun 1 '12 (30 days)

### Delivery charges

Customer charge	\$87.13
Subtotal of your new charges	\$87.13
Los Angeles Co UUT	\$87.13 x 4.50000%
<b>Your new charges</b>	<b>\$91.05</b>

### Your Delivery charges include:

- \$87.13 distribution charges

### Your overall energy charges include:

- \$0.79 franchise fees

### Additional information:

- Service voltage: 480 volts

**Service account** 3-029-3235-86  
**Service address** 9102 W AVENUE E PMP  
 LANCASTER, CA 93536  
**Rotating outage** Group N001

## Compare the electricity you are using

For meter 3416M-006682 from May 1 '12 to Jun 1 '12

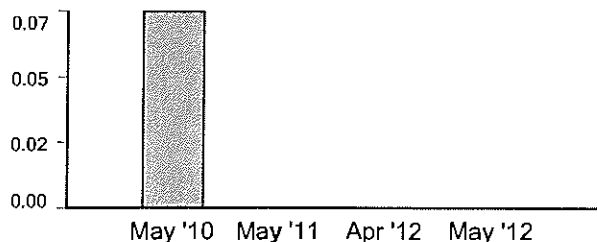
Your next meter read will be on or about Jul 2 '12.

**Total electricity you used this month in kWh** 0

Electricity (kWh) *Maximum demand is 0 kW*

Winter Season	
Mid peak	0
Off peak	0
<b>Total</b>	<b>0</b>

### Your daily average electricity usage (kWh)



### Usage comparison

	May '10	May '11	Jun '11	Jul '11	Aug '11	Sep '11	Oct '11	Nov '11	Dec '11	Jan '12	Feb '12	Mar '12	Apr '12	May '12
Total kWh used	2	0	0	0	0	0	0	0	0	0	0	0	0	0
Number of days	30	30	29	32	30	30	33	33	30	28	30	31	29	31
Appx. average kWh used/day	0	0	0	0	0	0	0	0	0	0	0	0	0	0

## Details of your new charges

Your rate: TOU-PA-A

Billing period: May 1 '12 to Jun 1 '12 (31 days)

### Delivery charges

Customer charge		\$123.84
Service charge	67 HP x \$5.85000	\$391.95
Subtotal of your new charges		\$515.79
Los Angeles Co UUT	\$515.79 x 4.50000%	\$23.21
<b>Your new charges</b>		<b>\$539.00</b>

### Your Delivery charges include:

- \$65.66 transmission charges
- \$450.13 distribution charges

### Your overall energy charges include:

- \$4.67 franchise fees

### Additional information:

- Service voltage: 480 volts
- Billing horsepower: 67.0 HP

## The Business Energy Advisor: Customized tips to help your business save on energy

Southern California Edison (SCE) introduces the easy-to-use Business Energy Advisor. By answering a few questions, this free online tool provides you with a fast, personalized list of energy savings recommendations for your business.

### What You'll Get:

**Insights on building equipment efficiency:** Learn how you can reduce the cost of using common commercial equipment and gain insights into how your business uses its energy.

**Custom Recommendations:** Answer a few questions with answers specific to your building and you'll receive customized energy-saving recommendations that you can implement almost immediately.

**Order of Priority:** Get your savings projections starting with the recommendation offering the highest energy savings potential.

**Energy Management Solutions:** See how participating in energy-saving programs like Energy Efficiency or Demand Response can offer additional financial benefits to your business.

### Fast, Easy and Accurate

Follow the steps outlined below and generate an Energy Report in a matter of minutes. This report graphically displays your annual energy use by end use in dollars and measure (kWh and Therms). It also includes specific recommendations, in order of priority, and information on how much you could potentially be saving with each energy solution.

Visit [www.sce.com/BusinessAdvisor](http://www.sce.com/BusinessAdvisor)

Select your type of business

Answer a few questions

Review your end use categories

Review customized recommendations and take action

### Business Types

The Business Energy Advisor tool has been specifically designed for the following business types:

Office Buildings

Food/Convenience Stores

Restaurants

Hotel/Motels

Retail Establishments

Schools

Warehouses

Other/Miscellaneous building Types

### Get Started Today

Energy solutions to saving on energy are just a click away! Visit [www.sce.com/BusinessAdvisor](http://www.sce.com/BusinessAdvisor) to get started.

## Manage Your Energy Usage Online and Increase Your Bottom Line

### Save money and energy for your business with our free SCE EnergyManager<sup>®</sup> Basic Program!

Want to increase your business bottom line? Try SCE EnergyManager Basic program from Southern California Edison. This easy-to-use Web-based program provides basic energy information and analytical tools to help you understand your energy use so you can make the best energy decision for your business. Plus, you may be eligible for load reduction programs and rate options—such as Demand Response programs—which can save you money.

### SCE EnergyManager<sup>®</sup> Basic Eligibility Requirements:

- ◆ SCE-approved interval data recorder (IDR) meter
- ◆ Monthly demand greater than 200kW (three times in the last 12 months)
- ◆ Signed up on a Time-of-Use (TOU) rate

### Experience the Benefits of SCE EnergyManager & Demand Response Tools

Businesses of various sizes can benefit from the SCE EnergyManager<sup>®</sup> suite of tools. In the sections below, we've listed the various tools for more information and to compare the specific features for each program.

### SCE EnergyManager<sup>®</sup> Basic - Let Energy Manager Basic help you save energy and money!

This easy-to-use Web-based program provides basic energy usage information and analytical tools to help you understand your energy use so you can make the best energy decision for your business. Plus, you may be eligible for load reduction programs and rate options—such as Demand Response programs—which can save you money.

### SCE Cost Manager<sup>®</sup> - Cost analysis at your fingertips!

Get access to your near-real-time energy use data and calculate the impact to your business with powerful cost estimation tools. Cost Manager provides powerful analysis tools to help you better understand how your energy use translates into costs. This service offers quarter-hourly, hourly, daily and monthly updates of your 15-minute interval energy usage data, with up to 48 months of historical data.

### SCE Bill Manager<sup>®</sup> - A tool that delivers your billing information fast!

Now you can review and track your bills online using SCE Bill Manager. By using this tool, you can evaluate energy use trends and benchmark costs, as well as usage. Using this program, you can print and download easy-to-use reports for further analysis.

To find out more, go to [www.sce.com/energymanager](http://www.sce.com/energymanager) or contact your SCE Account Representative for assistance.

### Quick and Easy Ways to Save Energy

As a business owner or manager you have the opportunity to lower your operating costs this summer by managing your energy costs. Here are some easy to implement tips to save on energy:

### Low-cost

- ▶ Shut down unused rooms and facilities
- ▶ Delay anti-sweat heaters
- ▶ Use pre-programmed load shed strategies to reduce air compressors and processing loads

### Low-cost

- ▶ Clean lamps, reflectors, and diffusers regularly to maintain maximum illumination levels
- ▶ Install occupancy sensors in general usage areas so that lights turn on only when area is occupied and automatically turn off when area is not in use
- ▶ Install photocells or time clocks on outdoor lighting systems so they only operate from dusk to dawn

### Learn More!

Interested in learning more? Act Now! Visit [www.sce.com/EnergyTips](http://www.sce.com/EnergyTips) or contact your SCE Account Representative for more information on energy saving tips and strategies.

## Time-of-Use Rates, Demand and How They Can Affect Your Bill

Many of Southern California Edison's business customers are currently on a Time-of-Use (TOU) rate and benefit from this rate over other options.

Time-of-Use rates are based on the time of the day and the season. Electricity rates are higher mid-day and lower at night. Rates are also higher in the summer season (June 1-September 30), than they are in the winter. Customers who do not use the majority of their electricity in the middle of the day, or can shift their electricity usage, at times other than the middle of the day may benefit and save money over non-Time-of-Use rates. Customers that use less electricity during the summer, especially during mid-day, may also see a benefit on a Time-of-Use rate.

### Demand Charge

In addition to being billed for electricity usage, some Time-of-Use rates include a Demand Charge.

What is Demand? Imagine using ten 100-watt light bulbs. The moment the 10 bulbs are turned on, they place a demand on the power system for 1,000 watts of electricity (10 bulbs x 100 watts each) or 1 kilowatt (kW). The number of hours you leave the lights on will determine your usage total and is measured in kilowatt hours (kWh). So if you left these ten 100-watt bulbs on for 5 hours, your usage would be 5 kWh (10 bulbs x 100 watts x 5 hours = 5,000 watt hours). Customers on a Time-of-Use rate with a Demand Charge could be billed on both their total monthly usage and their demand.

Southern California Edison wants to provide you the most beneficial rate for your business. Learn more about your rate options and ways to manage your electricity and benefit from Time-Variant Pricing at [www.sce.com/businessrates](http://www.sce.com/businessrates) or contact your SCE account representative.

## Safety Around Electricity is Important!

**Coming into contact with energized wires can cause serious injury or even death.**

### Downed Power Lines – Call 911

It is not uncommon for high winds and stormy conditions to damage power lines.

If you see a downed power line, call 911 and inform the operator it is an electrical emergency.

- ◆ Do not approach or touch the line or any person or object in contact with it.
- ◆ Assume all wires are energized.
- ◆ Only a qualified electrical worker knows when it's safe to be around electrical wires.

### Overhead Power Lines – Call 1-800-611-1911

Always be aware when working around overhead power lines.

- ◆ Keep all objects and people at least 10 feet away from overhead electric lines.
- ◆ If you have concerns about working near power lines, or to report trees that have grown near power lines, call SCE at 1-800-611-1911.

Do not attempt to remove kites, balloons or any other object tangled in power lines. Instead, call SCE at 1-800-611-1911 and report the problem.

### Underground Power Lines – Call 811

Know what's below. Make the required 811 call to mark your underground utilities before starting any digging job, no matter how small. This service is free.

To learn more about safety around electricity, visit [www.sce.com/safety](http://www.sce.com/safety) or write us at [publicsafety@sce.com](mailto:publicsafety@sce.com).

## Get Green for Going Green at your Business

Are you interested in learning how a solar energy system can help lower your business' operating cost? Would you like to add more "green" to your business' bottom line and improve your company's reputation for environmental stewardship?

We are pleased to offer free California Solar Initiative (CSI) Commercial Solar workshops designed for energy managers who want to help their companies "go solar." Classes are offered monthly throughout 2012.

Classes will be held at SCE's Energy Education Center in Irwindale.

Topics that will be covered include:

- ◆ Solar energy basics
- ◆ Benefits of installing a solar energy or solar hot water heating system



P.O. Box 300  
 Rosemead, CA  
 91772-0001  
 WWW.SCE.COM

# Your electricity bill

LAND PROJECTS MUTUAL WATER CO / Page 1 of 14

For billing and service inquiries call 1-800-990-7788,  
 Mon - Fri 7 a.m. to 7 p.m. and Saturday 8 a.m. to 5 p.m.  
 For emergency services call 24 hrs a day, 7 days a week

Customer account 2-02-679-6045

8810 W AVENUE E8  
 LANCASTER, CA 93536-7002

Date bill prepared: Jul 11 '12

## Your account summary

Amount of your last bill	\$6,759.40
Payment we received on Jun 18 '12 - thank you	-\$6,759.40
Balance forward	\$0.00
Your new charges	\$10,047.46
<b>Total amount you owe by Jul 30 '12</b>	<b>\$10,047.46</b>

## Summary of your billing detail

Service account	Service address	Billing period	Your rate	New charges
3-000-4549-47	9102 W AVENUE E LANCASTER, CA	Jun 1 '12 to Jul 2 '12	GS-1	\$23.74
3-002-0928-62	85TH ST W & AVE.D-8 LANCASTER, CA	Jun 1 '12 to Jun 29 '12	TOU-PA-A	\$3,228.13
3-002-8233-51	8320 W AVENUE D LANCASTER, CA	Jun 1 '12 to Jun 29 '12	TOU-PA-A	\$5,528.76
3-003-4222-72	8812 W AVENUE E8 LANCASTER, CA	Jun 1 '12 to Jun 29 '12	PA-2	\$663.68
3-003-4222-73	8812 W AVENUE E8 # R LANCASTER, CA	Jun 1 '12 to Jun 29 '12	GS-1	\$64.00
3-029-3235-86	9102 W AVENUE E PMP LANCASTER, CA	Jun 1 '12 to Jun 29 '12	TOU-PA-A	\$539.15
				<b>\$10,047.46</b>

Please return the payment stub below with your payment and make your check payable to Southern California Edison.  
 If you want to pay in person, call 1-800-747-8908 for locations, or you can pay online at [www.sce.com](http://www.sce.com).

14-574)

Tear here

Tear here





P.O. Box 300  
Rosemead, CA  
91772-0001  
WWW.SCE.COM

# Your electricity bill

LAND PROJECTS MUTUAL WATER CO / Page 1 of 14

For billing and service inquiries call 1-800-990-7788,  
Mon - Fri 7 a.m. to 7 p.m. and Saturday 8 a.m. to 5 p.m.  
For emergency services call 24 hrs a day, 7 days a week

Customer account 2-02-679-6045

8810 W AVENUE E8  
LANCASTER, CA 93536-7002

Date bill prepared: Jul 11 '12

## Your account summary

Amount of your last bill	\$6,759.40
Payment we received on Jun 18 '12 - thank you	-\$6,759.40
Balance forward	\$0.00
Your new charges	\$10,047.46
<b>Total amount you owe by Jul 30 '12</b>	<b>\$10,047.46</b>

## Summary of your billing detail

Service account	Service address	Billing period	Your rate	New charges
3-000-4549-47	9102 W AVENUE E LANCASTER, CA	Jun 1 '12 to Jul 2 '12	GS-1	\$23.74
3-002-0928-62	85TH ST W & AVE.D-8 LANCASTER, CA	Jun 1 '12 to Jun 29 '12	TOU-PA-A	\$3,228.13
3-002-8233-51	8320 W AVENUE D LANCASTER, CA	Jun 1 '12 to Jun 29 '12	TOU-PA-A	\$5,528.76
3-003-4222-72	8812 W AVENUE E8 LANCASTER, CA	Jun 1 '12 to Jun 29 '12	PA-2	\$663.68
3-003-4222-73	8812 W AVENUE E8 # R LANCASTER, CA	Jun 1 '12 to Jun 29 '12	GS-1	\$64.00
3-029-3235-86	9102 W AVENUE E PMP LANCASTER, CA	Jun 1 '12 to Jun 29 '12	TOU-PA-A	\$539.15
				<b>\$10,047.46</b>

Please return the payment stub below with your payment and make your check payable to Southern California Edison.  
If you want to pay in person, call 1-800-747-8908 for locations, or you can pay online at [www.sce.com](http://www.sce.com).

(14-574)

Tear here

Tear here

## Things you should know

### **LEGAL NOTICES...**

*View current and past notices and other important information online at [www.sce.com/notices](http://www.sce.com/notices).*

**Service account** 3-002-0928-62  
**Service address** 85TH ST W & AVE.D-8  
 LANCASTER, CA 93536  
**Rotating outage** Group N001

## Compare the electricity you are using

For meter 349M-007865 from Jun 1 '12 to Jun 29 '12  
**Total electricity you used this month in kWh**

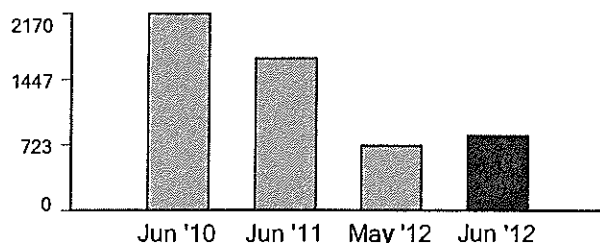
**23,327**

Your next meter read will be on or about Aug 1 '12.

	Electricity (kWh)
<b>Summer Season</b>	
On peak	4,174
Mid peak	6,896
Off peak	12,257
<b>Total</b>	<b>23,327</b>

Maximum demand is 50 kW

### Your daily average electricity usage (kWh)



### Usage comparison

	Jun '10	Jun '11	Jul '11	Aug '11	Sep '11	Oct '11	Nov '11	Dec '11	Jan '12	Feb '12	Mar '12	Apr '12	May '12	Jun '12
Total kWh used	62,940	50,418	27,359	26,674	23,897	18,556	9,499	7,533	8,067	8,781	11,236	13,124	21,549	23,327
Number of days	29	30	31	30	30	33	33	30	28	30	32	29	30	28
Appx. average kWh used/day	2,170	1,680	882	889	796	562	287	251	288	292	351	452	718	833

## Details of your new charges

Your rate: TOU-PA-A  
 Billing period: Jun 1 '12 to Jun 29 '12 (28 days)

### Delivery charges

#### Energy-Summer

On peak	4,174 kWh x \$0.01207	\$50.38
Mid peak	6,896 kWh x \$0.01207	\$83.23
Off peak	12,257 kWh x \$0.01207	\$147.94
DWR bond charge	23,327 kWh x \$0.00513	\$119.67
Customer charge		\$123.84
Service charge	155 HP x \$5.85000	\$906.75

#### Your Delivery charges include:

- \$127.17 transmission charges
- \$930.95 distribution charges
- \$2.10 nuclear decommissioning charges
- \$222.07 public purpose programs charge
- \$24.26 new system generation charge

### Generation charges

DWR		
DWR energy credit	23,327 kWh x -\$0.00463	-\$108.00
SCE		
Energy-Summer		
On peak	4,174 kWh x \$0.19976	\$833.80
Mid peak	6,896 kWh x \$0.07970	\$549.61

#### Your Generation charges include:

- \$41.99 competition transition charge

#### Your overall energy charges include:

- \$27.92 franchise fees

(Continued on next page)

(Continued on next page)

**Service account** 3-002-8233-51  
**Service address** 8320 W AVENUE D  
LANCASTER, CA 93536  
**Rotating outage** Group N001

## Compare the electricity you are using

For meter 345M-006794 from Jun 1 '12 to Jun 29 '12  
**Total electricity you used this month in kWh**

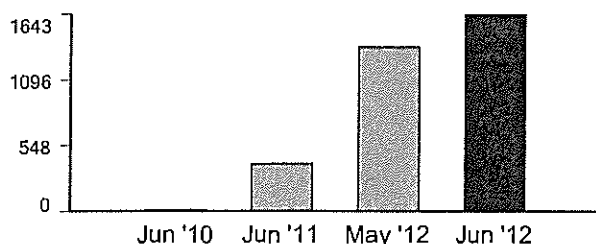
**46,015**

Your next meter read will be on or about Aug 1 '12.

	Electricity (kWh)
Summer Season	
On peak	8,279
Mid peak	13,338
Off peak	24,398
<b>Total</b>	<b>46,015</b>

Maximum demand is 134 kW

### Your daily average electricity usage (kWh)



**Your monthly usage may be higher than usual...**  
Based on your historical usage pattern, your monthly usage is trending higher than normal. As a result, you may notice an increase in your bill. If you would like information on tips and programs that can help you lower your energy usage and your bill, please visit [www.sce.com/billhelper](http://www.sce.com/billhelper).

### Usage comparison

	Jun '10	Jun '11	Jul '11	Aug '11	Sep '11	Oct '11	Nov '11	Dec '11	Jan '12	Feb '12	Mar '12	Apr '12	May '12	Jun '12
Total kWh used	438	11,571	53,412	50,845	46,809	35,773	17,893	13,939	13,713	16,354	21,190	25,268	41,256	46,015
Number of days	30	29	32	29	30	33	33	31	28	30	32	29	30	28
Appx. average kWh used/day	14	399	1,669	1,753	1,560	1,084	542	449	489	545	662	871	1,375	1,643

## Details of your new charges

Your rate: TOU-PA-A  
Billing period: Jun 1 '12 to Jun 29 '12 (28 days)

### Delivery charges

#### Energy-Summer

On peak	8,279 kWh x \$0.01207	\$99.93
Mid peak	13,338 kWh x \$0.01207	\$160.99
Off peak	24,398 kWh x \$0.01207	\$294.48
DWR bond charge	46,015 kWh x \$0.00513	\$236.06
Customer charge		\$123.84
Service charge	190 HP x \$5.85000	\$1,111.50

#### Your Delivery charges include:

- \$137.42 transmission charges
- \$1,152.21 distribution charges
- \$4.14 nuclear decommissioning charges
- \$438.06 public purpose programs charge
- \$47.85 new system generation charge

### Generation charges

DWR		
DWR energy credit	46,015 kWh x -\$0.00463	-\$213.05
SCE		
Energy-Summer		
On peak	8,279 kWh x \$0.19976	\$1,653.81

- #### Your Generation charges include:
- \$82.83 competition transition charge

(Continued on next page)

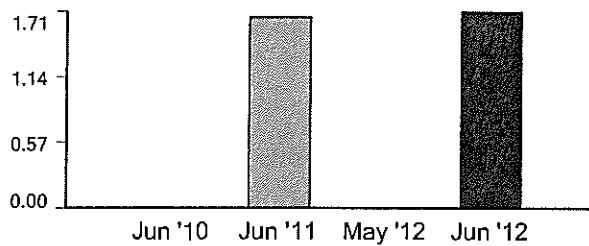
(Continued on next page)

**Service account** 3-003-4222-72  
**Service address** 8812 W AVENUE E8  
 LANCASTER, CA 93536  
**Rotating outage** Group N001

## Compare the electricity you are using

Your current read for meter 732-007673 - Jun 29 '12	85104	Your next meter read will be on or about Aug 1 '12.
Your previous read - Jun 1 '12	- 85102	
Difference	2	
Multiplier	x 24.00	Maximum demand is 49 kW
<b>Total electricity you used this month in kWh</b>	<b>48</b>	

### Your daily average electricity usage (kWh)



### Usage comparison

	Jun '10	Jun '11	Jul '11	Aug '11	Sep '11	Oct '11	Nov '11	Dec '11	Jan '12	Feb '12	Mar '12	Apr '12	May '12	Jun '12
Total kWh used	0	48	0	0	24	24	0	0	0	0	0	0	0	48
Number of days	30	29	32	29	31	33	33	30	28	30	32	29	30	28
Appx. average kWh used/day	0	1	0	0	0	0	0	0	0	0	0	0	0	1

## Details of your new charges

Your rate: PA-2  
 Billing period: Jun 1 '12 to Jun 29 '12 (28 days)

### Delivery charges

Facilities rel demand	49 kW x \$8.12000	\$397.88
Energy summer	48 kWh x \$0.01585	\$0.76
DWR bond charge	48 kWh x \$0.00513	\$0.25
Customer charge		\$87.13

### Your Delivery charges include:

- \$75.41 transmission charges
- \$409.70 distribution charges
- \$0.55 public purpose programs charge
- \$0.10 new system generation charge

### Generation charges

DWR		
DWR energy credit	48 kWh x -\$0.00463	-\$0.22
SCE		
Summer time related	49 kW x \$2.95000	\$144.55
Energy summer	48 kWh x \$0.09881	\$4.74

### Your Generation charges include:

- \$0.14 competition transition charge

Subtotal of your new charges		\$635.09
Los Angeles Co UUT	\$635.09 x 4.50000%	\$28.58
State tax	48 kWh x \$0.00029	\$0.01

### Your overall energy charges include:

- \$5.75 franchise fees

**Your new charges** **\$663.68**

### Additional information:

- Service voltage: 480 volts

**Service account** 3-029-3235-86  
**Service address** 9102 W AVENUE E PMP  
 LANCASTER, CA 93536  
**Rotating outage** Group N001

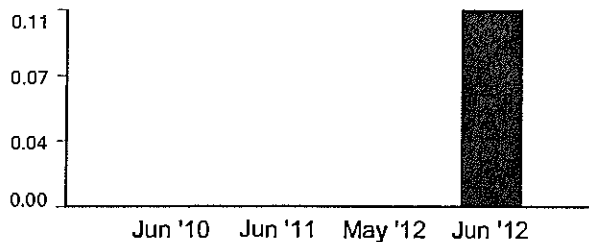
## Compare the electricity you are using

For meter 3416M-006682 from Jun 1 '12 to Jun 29 '12  
**Total electricity you used this month in kWh** 3

Your next meter read will be on or about Aug 1 '12.

	Electricity (kWh)	Maximum demand is 1 kW
Summer Season		
On peak	0	
Mid peak	0	
Off peak	3	
<b>Total</b>	<b>3</b>	

### Your daily average electricity usage (kWh)



### Usage comparison

	Jun '10	Jun '11	Jul '11	Aug '11	Sep '11	Oct '11	Nov '11	Dec '11	Jan '12	Feb '12	Mar '12	Apr '12	May '12	Jun '12
Total kWh used	0	0	0	0	0	0	0	0	0	0	0	0	0	3
Number of days	29	29	32	30	30	33	33	30	28	30	31	29	31	28
Appx. average kWh used/day	0	0	0	0	0	0	0	0	0	0	0	0	0	0

## Details of your new charges

Your rate: TOU-PA-A  
 Billing period: Jun 1 '12 to Jun 29 '12 (28 days)

### Delivery charges

Energy-Summer		
Off peak	3 kWh x \$0.01207	\$0.04
DWR bond charge	3 kWh x \$0.00513	\$0.02
Customer charge		\$123.84
Service charge	67 HP x \$5.85000	\$391.95

### Your Delivery charges include:

- \$65.66 transmission charges
- \$450.14 distribution charges
- \$0.03 public purpose programs charge

### Generation charges

DWR		
DWR energy credit	3 kWh x -\$0.00463	-\$0.01
SCE		
Energy-Summer		
Off peak	3 kWh x \$0.03063	\$0.09

### Your Generation charges include:

- \$0.01 competition transition charge

### Your overall energy charges include:

- \$4.67 franchise fees

Subtotal of your new charges		\$515.93
Los Angeles Co UUT	\$515.93 x 4.50000%	\$23.22
<b>Your new charges</b>		<b>\$539.15</b>

### Additional information:

- Service voltage: 480 volts
- Billing horsepower: 67.0 HP

## Important information for all customers

### Summer Preparedness Means Safety First

This summer, it's important to save energy on hot days. While you're preparing for summer heat waves and potential outages, remember: your health and safety comes first. Having an emergency plan ready will help you stay safe, comfortable, and secure in case of a power outage.

Some simple but important safety measures will help keep your family members, home, and even pets protected during an outage. Keeping food cold, having a plan for medical emergencies, and even knowing what to unplug and reset are all part of putting safety first.

Power outages also sometimes involve downed power lines. If you see a downed power line, do not approach or touch the line, or anyone or anything in contact with it. Call 911 immediately.

These checklists will help you prepare now for hot days and possible outages:

#### Home Outage Kit Checklist

- ◆ First-aid kit that includes your family's medication
- ◆ Special-needs items for infants, the elderly, and disabled family members
- ◆ Battery-powered or wind-up radio, clock and cell phone
- ◆ Extra batteries
- ◆ Bottled water: at least one gallon per person, per day
- ◆ Non-perishable food that doesn't require cooking
- ◆ Manual can opener
- ◆ Several coolers or ice chests
- ◆ Non-cordless phone
- ◆ Flashlights

#### Home Preparation Checklist

- ◆ Keep important telephone numbers (fire department, paramedics, police, hospital, doctor, relatives, etc.) by the phone.
- ◆ Place flashlights in handy locations, such as near telephones.
- ◆ Install surge protectors to help safeguard valuable electronic equipment.
- ◆ Know where to find each utility box (electricity, water, and gas) and how to turn them off, using the proper tools kept in handy locations.
- ◆ Always back up important work and files on your computer.
- ◆ If you have an automatic garage door or gate, learn how to open them manually.
- ◆ Consider keeping at least one car at least half full with fuel. Gas stations need electricity to pump gas and will be shut down during an outage.
- ◆ Make a safety preparedness plan for your family that includes the list and location of the above items.

Get ready for summer today by being prepared for hot weather and potential outages. For more helpful information about outages, visit [www.sce.com/outage](http://www.sce.com/outage).

## Edison Serves and Supports Our Communities

For more than 125 years, Edison International, SCE's parent company, has served our Southern California region. Recently, we've shown that support by contributing nearly \$17 million to nonprofit organizations, 79% of which was dedicated to helping our customers in areas where our assistance is needed most. We expect to do even more in the future.

Contributions are funded by Edison International shareholders, not through utility rates. To continue our community partnerships, we've extended our reach to areas where we can provide educational information where it's needed, help the environment, promote safety and preparedness, and support civic involvement and economic growth. Our priority is to do our best for our customers and communities.

Our two-year Diversity Initiative gave \$1 million in grants for groups to work directly with four high schools in SCE's service territory. The grants enabled partnerships among schools, families, and the local community. Programs included tutoring and mentoring, safe passage to schools, internship and workforce investment, pathways to college, teacher development, and parental and community programs.

Edison International continues its commitment to the community, especially during these economically challenged times. For more information, please visit [www.edison.com/community](http://www.edison.com/community).

## Go Paperless!

Paperless Billing saves time and trees. When you enroll, we'll replace your paper bills with e-mail reminders when your online bill is ready to view, any time. You'll also get a reminder five days before your bill is due. No more worries about missing payments or losing bills!

Your online bill will arrive up to two days before you would normally get a paper bill, and it contains all the same information and features. After you start receiving online bills, the system will store them so going forward, you'll be able to view up to 13 months of historical bills online – and you can switch back to paper anytime.

To start, visit [www.sce.com/eBilling](http://www.sce.com/eBilling). Log into My Account and select Paperless Billing. If you're not enrolled in My Account, have your SCE account number handy (it appears on your bill) and select Paperless Billing during My Account sign-up. After you're enrolled, your e-mail reminder will tell you when your online bill is available.

For questions about My Account or Paperless Billing, call us at 1-800-409-2365, Monday through Friday from 8 a.m. to 6 p.m. Pacific Standard Time (except holidays) or visit [www.sce.com](http://www.sce.com).



P.O. Box 300  
Rosemead, CA  
91772-0001  
www.sce.com

# Your electricity bill

LAND PROJECTS MUTUAL WATER CO / Page 3 of 18

For billing and service inquiries call 1-800-990-7788,  
Mon - Fri 7 a.m. to 7 p.m. and Saturday 8 a.m. to 5 p.m.  
For emergency services call 24 hrs a day, 7 days a week

Customer account 2-02-679-6045

8810 W AVENUE E8  
LANCASTER, CA 93536-7002

Date bill prepared: Aug 9 '12

## Your account summary

Amount of your last bill	\$10,047.46
Payment we received on Jul 23 '12 - thank you	-\$10,047.46
Balance forward	\$0.00
Your new charges	\$10,899.93
<b>Total amount you owe by Aug 28 '12</b>	<b>\$10,899.93</b>

## Summary of your billing detail

Service account	Service address	Billing period	Your rate	New charges
3-000-4549-47	9102 W AVENUE E LANCASTER, CA	Jul 2 '12 to Aug 1 '12	GS-1	\$22.98
3-002-0928-62	85TH ST W & AVE.D-8 LANCASTER, CA	Jun 29 '12 to Aug 1 '12	TOU-PA-A	\$3,698.03
3-002-8233-51	8320 W AVENUE D LANCASTER, CA	Jun 29 '12 to Aug 1 '12	TOU-PA-A	\$6,453.89
3-003-4222-72	8812 W AVENUE E8 LANCASTER, CA	Jun 29 '12 to Aug 1 '12	PA-2	\$91.05
3-003-4222-73	8812 W AVENUE E8 # R LANCASTER, CA	Jun 29 '12 to Aug 1 '12	GS-1	\$94.98
3-029-3235-86	9102 W AVENUE E PMP LANCASTER, CA	Jun 29 '12 to Aug 1 '12	TOU-PA-A	\$539.00
				<b>\$10,899.93</b>

Please return the payment stub below with your payment and make your check payable to Southern California Edison.  
If you want to pay in person, call 1-800-747-8908 for locations, or you can pay online at [www.sce.com](http://www.sce.com).

14-574)

Tear here

Tear here





P.O. Box 300  
 Rosemead, CA  
 91772-0001  
 www.sce.com

# Your electricity bill

LAND PROJECTS MUTUAL WATER CO / Page 3 of 18

For billing and service inquiries call 1-800-990-7788,  
 Mon - Fri 7 a.m. to 7 p.m. and Saturday 8 a.m. to 5 p.m.  
 For emergency services call 24 hrs a day, 7 days a week

Customer account 2-02-679-6045

8810 W AVENUE E8  
 LANCASTER, CA 93536-7002

Date bill prepared: Aug 9 '12

## Your account summary

Amount of your last bill	\$10,047.46
Payment we received on Jul 23 '12 - thank you	-\$10,047.46
Balance forward	\$0.00
Your new charges	\$10,899.93
<b>Total amount you owe by Aug 28 '12</b>	<b>\$10,899.93</b>

## Summary of your billing detail

Service account	Service address	Billing period	Your rate	New charges
3-000-4549-47	9102 W AVENUE E LANCASTER, CA	Jul 2 '12 to Aug 1 '12	GS-1	\$22.98
3-002-0928-62	85TH ST W & AVE.D-8 LANCASTER, CA	Jun 29 '12 to Aug 1 '12	TOU-PA-A	\$3,698.03
3-002-8233-51	8320 W AVENUE D LANCASTER, CA	Jun 29 '12 to Aug 1 '12	TOU-PA-A	\$6,453.89
3-003-4222-72	8812 W AVENUE E8 LANCASTER, CA	Jun 29 '12 to Aug 1 '12	PA-2	\$91.05
3-003-4222-73	8812 W AVENUE E8 # R LANCASTER, CA	Jun 29 '12 to Aug 1 '12	GS-1	\$94.98
3-029-3235-86	9102 W AVENUE E PMP LANCASTER, CA	Jun 29 '12 to Aug 1 '12	TOU-PA-A	\$539.00
				<b>\$10,899.93</b>

Please return the payment stub below with your payment and make your check payable to Southern California Edison.  
 If you want to pay in person, call 1-800-747-8908 for locations, or you can pay online at www.sce.com.

(14-574)      Tear here      Tear here

---



SOUTHERN CALIFORNIA  
**EDISON**<sup>®</sup>

An EDISON INTERNATIONAL<sup>®</sup> Company

LAND PROJECTS MUTUAL WATER CO / Page 5 of 18

---

## Things you should know

### **LEGAL NOTICES...**

View current and past notices and other important information online at [www.sce.com/notices](http://www.sce.com/notices).

### **You may notice a change in your billing statement...**

Effective 8/1/2012, the billing rates used to calculate your bill have been modified. You may notice the recurring line items in the "Details of New Charges" section which reflects the bill calculation before and after the rate change. The first line item reflects the rates prior to 8/1/2012 and the second line item reflects the rates after 8/1/2012. For more information, please visit [www.sce.com/bill\\_change](http://www.sce.com/bill_change).

**Service account** 3-002-0928-62  
**Service address** 85TH ST W & AVE.D-8  
LANCASTER, CA 93536  
**Rotating outage** Group N001

## Compare the electricity you are using

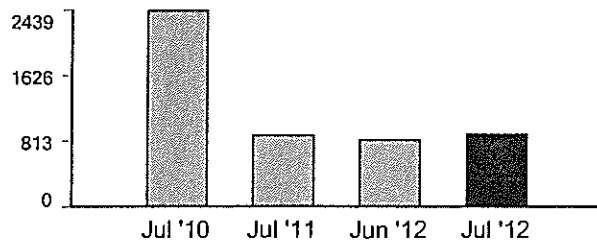
For meter 349M-007865 from Jun 29 '12 to Aug 1 '12  
**Total electricity you used this month in kWh**

**29,730**

Your next meter read will be on or about Aug 30 '12.

	Electricity (kWh)	Maximum demand is 52 kW
<b>Summer Season</b>		
On peak	4,789	
Mid peak	8,267	
Off peak	16,674	
<b>Total</b>	<b>29,730</b>	

### Your daily average electricity usage (kWh)



### Usage comparison

	Jul '10	Jul '11	Aug '11	Sep '11	Oct '11	Nov '11	Dec '11	Jan '12	Feb '12	Mar '12	Apr '12	May '12	Jun '12	Jul '12
<b>Total kWh used</b>	78,047	27,359	26,674	23,897	18,556	9,499	7,533	8,067	8,761	11,236	13,124	21,549	23,327	29,730
<b>Number of days</b>	32	31	30	30	33	33	30	28	30	32	29	30	28	33
<b>Appx. average kWh used/day</b>	2,438	882	889	796	562	287	251	288	292	351	452	718	833	900

## Details of your new charges

Your rate: TOU-PA-A  
Billing period: Jun 29 '12 to Aug 1 '12 (33 days)

### Delivery charges

<b>Energy-Summer</b>		
On peak	4,789 kWh x \$0.01207	\$57.80
Mid peak	8,267 kWh x \$0.01207	\$99.78
Off peak	16,674 kWh x \$0.01207	\$201.26
DWR bond charge	29,730 kWh x \$0.00513	\$152.51
Customer charge		\$123.84
Service charge	155 HP x \$5.85000	\$906.75

### Your Delivery charges include:

- \$120.38 transmission charges
- \$945.29 distribution charges
- \$2.68 nuclear decommissioning charges
- \$283.03 public purpose programs charge
- \$30.92 new system generation charge

### Generation charges

<b>DWR</b>		
DWR energy credit	29,730 kWh x -\$0.00463	-\$137.65
<b>SCE</b>		
<b>Energy-Summer</b>		
On peak	4,789 kWh x \$0.19976	\$956.65
Mid peak	8,267 kWh x \$0.07970	\$658.88

- ### Your Generation charges include:
- \$53.51 competition transition charge

- ### Your overall energy charges include:
- \$31.97 franchise fees

(Continued on next page)

(Continued on next page)

**Service account** 3-002-8233-51  
**Service address** 8320 W AVENUE D  
LANCASTER, CA 93536  
**Rotating outage** Group N001

## Compare the electricity you are using

For meter 345M-006794 from Jun 29 '12 to Aug 1 '12

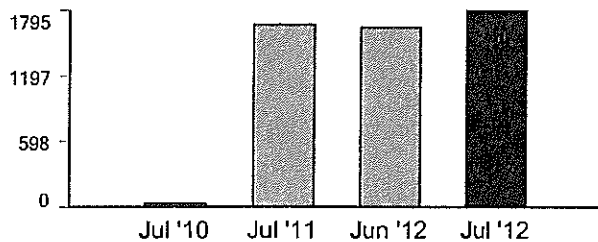
Your next meter read will be on or about Aug 30 '12.

**Total electricity you used this month in kWh** 59,246

Electricity (kWh) Maximum demand is 125 kW

Category	Electricity (kWh)
Summer Season	
On peak	9,168
Mid peak	16,592
Off peak	33,486
<b>Total</b>	<b>59,246</b>

### Your daily average electricity usage (kWh)



### Usage comparison

	Jul '10	Jul '11	Aug '11	Sep '11	Oct '11	Nov '11	Dec '11	Jan '12	Feb '12	Mar '12	Apr '12	May '12	Jun '12	Jul '12
Total kWh used	954	53,412	50,845	46,809	35,773	17,893	13,939	13,713	16,354	21,190	25,268	41,256	46,015	59,246
Number of days	32	32	29	30	33	33	31	28	30	32	29	30	28	33
Appx. average kWh used/day	29	1,669	1,753	1,560	1,084	542	449	489	545	662	871	1,375	1,643	1,795

## Details of your new charges

Your rate: TOU-PA-A

Billing period: Jun 29 '12 to Aug 1 '12 (33 days)

### Delivery charges

Energy-Summer		
On peak	9,168 kWh x \$0.01207	\$110.66
Mid peak	16,592 kWh x \$0.01207	\$200.27
Off peak	33,486 kWh x \$0.01207	\$404.18
DWR bond charge	59,246 kWh x \$0.00513	\$303.93
Customer charge		\$123.84
Service charge	190 HP x \$5.85000	\$1,111.50

### Your Delivery charges include:

- \$123.39 transmission charges
- \$1,181.86 distribution charges
- \$5.33 nuclear decommissioning charges
- \$564.02 public purpose programs charge
- \$61.62 new system generation charge

### Generation charges

DWR		
DWR energy credit	59,246 kWh x -\$0.00463	-\$274.31
SCE		
Energy-Summer		
On peak	9,168 kWh x \$0.19976	\$1,831.40
Mid peak	16,592 kWh x \$0.07970	\$1,322.38

- ### Your Generation charges include:
- \$106.64 competition transition charge

- ### Your overall energy charges include:
- \$55.78 franchise fees

(Continued on next page)

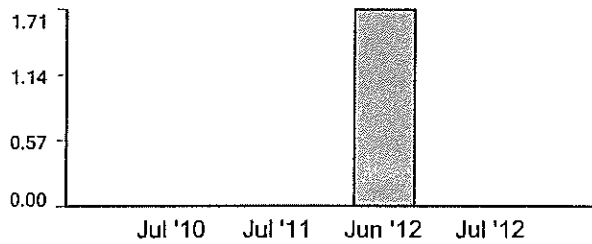
(Continued on next page)

**Service account** 3-003-4222-72  
**Service address** 8812 W AVENUE E8  
 LANCASTER, CA 93536  
**Rotating outage** Group N001

## Compare the electricity you are using

Your current read for meter 732-007673 - Aug 1 '12	85104	Your next meter read will be on or about Aug 30 '12.
Your previous read - Jun 29 '12	- 85104	
Difference	0	
Multiplier	x 24.00	Maximum demand is 0 kW
<b>Total electricity you used this month in kWh</b>	<b>0</b>	

### Your daily average electricity usage (kWh)



### Usage comparison

	Jul '10	Jul '11	Aug '11	Sep '11	Oct '11	Nov '11	Dec '11	Jan '12	Feb '12	Mar '12	Apr '12	May '12	Jun '12	Jul '12
Total kWh used	0	0	0	24	24	0	0	0	0	0	0	0	48	0
Number of days	31	32	29	31	33	33	30	28	30	32	29	30	28	33
Appx. average kWh used/day	0	0	0	0	0	0	0	0	0	0	0	0	1	0

## Details of your new charges

Your rate: PA-2  
 Billing period: Jun 29 '12 to Aug 1 '12 (33 days)

### Delivery charges

Customer charge	\$87.13
Subtotal of your new charges	\$87.13
Los Angeles Co UUT	\$87.13 x 4.50000%
<b>Your new charges</b>	<b>\$91.05</b>

### Your Delivery charges include:

- \$87.13 distribution charges

### Your overall energy charges include:

- \$0.79 franchise fees

### Additional information:

- Service voltage: 480 volts

Service account 3-029-3235-86  
 Service address 9102 W AVENUE E PMP  
 LANCASTER, CA 93536  
 Rotating outage Group N001

## Compare the electricity you are using

For meter 3416M-006682 from Jun 29 '12 to Aug 1 '12

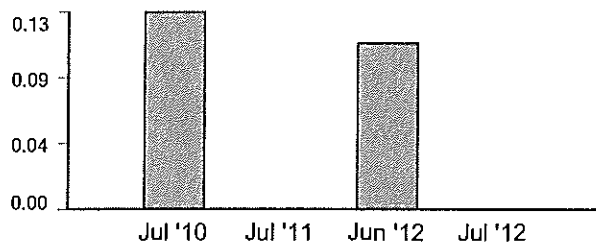
Your next meter read will be on or about Aug 30 '12.

Total electricity you used this month in kWh 0

Electricity (kWh) Maximum demand is 0 kW

Summer Season	Electricity (kWh)
On peak	0
Mid peak	0
Off peak	0
<b>Total</b>	<b>0</b>

### Your daily average electricity usage (kWh)



### Usage comparison

	Jul '10	Jul '11	Aug '11	Sep '11	Oct '11	Nov '11	Dec '11	Jan '12	Feb '12	Mar '12	Apr '12	May '12	Jun '12	Jul '12
Total kWh used	4	0	0	0	0	0	0	0	0	0	0	0	3	0
Number of days	32	32	30	30	33	33	30	28	30	31	29	31	28	33
Appx. average kWh used/day	0	0	0	0	0	0	0	0	0	0	0	0	0	0

## Details of your new charges

Your rate: TOU-PA-A

Billing period: Jun 29 '12 to Aug 1 '12 (33 days)

### Delivery charges

Customer charge		\$123.84
Service charge	67 HP x \$5.85000	\$391.95
Subtotal of your new charges		\$515.79
Los Angeles Co UUT	\$515.79 x 4.50000%	\$23.21
<b>Your new charges</b>		<b>\$539.00</b>

### Your Delivery charges include:

- \$65.66 transmission charges
- \$450.13 distribution charges

### Your overall energy charges include:

- \$4.67 franchise fees

### Additional information:

- Service voltage: 480 volts
- Billing horsepower: 67.0 HP

Please visit us at [www.sce.com](http://www.sce.com)

## Health and Safety Tips for Temperature-Sensitive Customers

Extreme hot weather may be harmful to people who are in poor health or those who are sensitive to high temperatures. Here are steps you can take to avoid heat-related illness this summer, should you be without air conditioning:

To help you stay cool in hot weather:

- ◆ Take a cool shower or bath.
- ◆ Wear lightweight, loose, light-colored clothing and a head covering.
- ◆ Stay out of direct sunlight and limit outdoor activity to covered or shaded areas.
- ◆ Drink plenty of water to stay hydrated.
- ◆ Visit a movie theatre, an air-conditioned mall, a library or a community center.
- ◆ Visit friends or family whose homes are air-conditioned and are located in areas not affected by severe weather or rotating outages.

### What to Do During Rotating Outages?

A rotating outage is a temporary electricity outage, designed to last no more than one hour, to help protect the integrity of the overall electric system. You can prepare for rotating outages by planning ahead. Your rotating outage group number is located at the top of your bill. Customers in rotating outage group N001 (or "Exempt") are normally not subject to rotating outages.

SCE strongly encourages you to be prepared for summer heat waves and potential outages. Power outages, regardless of their cause, can occur at any time. Since we cannot guarantee uninterrupted service to our customers, it is important that your emergency plan includes having sufficient standby battery power or a back-up portable unit available to power any in-home medical equipment you may have. If you have back-up power generation, we recommend you test it each month to ensure it is ready in case of a power interruption.

### Cooling Stations

Customers who are temperature-sensitive may find it more comfortable to visit one of our "Cooling Stations" if rotating outages impact their residences. Cooling Stations are air-conditioned facilities providing temporary relief from the extreme heat. These facilities are normally exempt from rotating outages and are open to the public.

For a list of Cooling Stations, visit [www.sce.com/planahead](http://www.sce.com/planahead) and click on Volunteer Cooling Station Locations. Or, call **1-800-655-4555** to obtain a list of Cooling Stations in your area.

### Cool Centers

SCE also has facilities called "Cool Centers" designed to provide

residential customers with safe, air-conditioned locations to visit so that they can save energy and money by not running their own cooling systems at home. These centers may be especially helpful for residential customers who are income-qualified, seniors or those with special needs.

Cool Centers are open from June 1 through October 15. To find a center near you, visit [www.sce.com/coolcenters](http://www.sce.com/coolcenters).

### Advance Notification of a Rotating Outage

When possible, SCE will provide advance notice of a rotating outage via an automated telephone message to residential customers, or to someone in a customer's household who files an application certifying that his or her health is at risk when he or she is exposed to extreme temperatures.

Note: If you already participate in SCE's Medical Baseline program, you are automatically enrolled, so you do not need to complete this application form. Medical Baseline program participants receive advance notification, whenever possible, of rotating power outages that may affect them.

To sign up for advance notification, visit [www.sce.com/planahead](http://www.sce.com/planahead) and click on Extreme Temperature Sensitivity notification service to download the application. Or, call **1-800-655-4555** to request one. The return address is shown on the application.

Upon receipt of your application, SCE will place your name on a calling list to receive advance notice, whenever practical, if a rotating outage is anticipated in your area. This service will be provided to you at no cost.

## Make a Voluntary Contribution Today For a Cleaner Tomorrow

How can you help the nation's most populous state become a more environmentally friendly place to live and work? Simply make a voluntary contribution toward technologies that will capture greater amounts of renewable energy from resources such as the sun, wind, biomass, and geothermal formations.

Your contribution will help California meet its goal of generating more renewable energy and help educate consumers about the benefits of investing in renewable energy today for a cleaner environment tomorrow.

To make your voluntary contribution, enclose a check for any amount, payable to the Renewable Resource Trust Fund, in the return envelope with your bill payment. Upon receipt, we will forward your contribution to the California Energy Commission, which administers this fund. You can also mail your contribution directly to the California Energy Commission, Renewable Resource Trust Fund, P.O. Box 944295, Sacramento, California 94244-2950. For more information, please call **1-800-555-7794**, or visit [www.sce.com/cecfund](http://www.sce.com/cecfund).

## Go Paperless!

Paperless Billing saves time and trees. When you enroll, we'll replace your paper bills with e-mail reminders when your online bill is ready to view, any time. You'll also get a reminder five days before your bill is due. No more worries about missing payments or losing bills!

Your online bill will arrive up to two days before you would normally get a paper bill, and it contains all the same information and features. After you start receiving online bills, the system will store them so going forward, you'll be able to view up to 13 months of historical bills online – and you can switch back to paper anytime.

To start, visit [www.sce.com/eBilling](http://www.sce.com/eBilling). Log into My Account and select Paperless Billing. If you're not enrolled in My Account, have your SCE account number handy (it appears on your bill) and select Paperless Billing during My Account sign-up. After you're enrolled, your e-mail reminder will tell you when your online bill is available.

For questions about My Account or Paperless Billing, call us at 1-800-409-2365, Monday through Friday from 8 a.m. to 6 p.m. Pacific Standard Time (except holidays) or visit [www.sce.com](http://www.sce.com).



## Important Information for Business Customers

### SCE's Energy Education Centers

Learn about energy management and energy efficiency solutions to help your organization save energy, money, and the environment. Energy Education Center - Irwindale and Energy Education Center - Fullerton offer hands-on demonstrations of the latest state-of-the-art technologies as well as workshops, classes, and interactive displays.

Visit [www.sce.com/energycenters](http://www.sce.com/energycenters) for more information and a full listing of classes.

## Use Less and Save More!

Seasonal changes can often lead to higher energy bills. And in this economy, finding ways to save money is important. Southern California Edison (SCE) can help you make the most of your energy dollars with helpful tips for saving energy and money.

To help you prepare, here are some quick tips for summer savings:

### No-cost

- ♦ Reduce lighting levels
- ♦ Calibrate, check, and adjust thermostats to accurately heat and cool different building zones
- ♦ Set and lock your thermostats to the maximum acceptable set point
- ♦ Implement setback strategies to reduce or turn off HVAC use during low use or unoccupied hours
- ♦ Operate air compressor at the lowest pressure allowed by your system and repair all leaks
- ♦ Install sensory controllers on vending machines, or shut them down for short periods of time

### Low-cost

- ♦ Replace incandescent or halogen lamps with LED lamps
- ♦ Replace warehouse and other high-bay lighting with High Intensity Discharge (HID) lamps or high-bay fluorescents fixtures
- ♦ Practice preventative maintenance on motor systems (e.g., air compressors and air conditioner condensers).

### Learn More!

Get ready for summer today with SCE's energy efficiency services and products and demand response programs to help improve your bottom line.

To learn more, visit [www.sce.com/EnergyTips](http://www.sce.com/EnergyTips) or contact your SCE Account Representative.

## Copper Theft is a Public Safety Issue

As the price of copper in the U.S. has increased, copper theft has become a serious public safety issue. People are being injured and killed while trying to steal copper wire from electric utilities or private companies

If you witness metal theft, call We Tip, it is completely anonymous and toll free at **1-800-78-CRIME (1-800-782-7463)**.





P.O. Box 300  
Rosemead, CA  
91772-0001  
www.sce.com

# Your electricity bill

LAND PROJECTS MUTUAL WATER CO / Page 1 of 14

For billing and service inquiries call 1-800-990-7788,  
Mon - Fri 7 a.m. to 7 p.m. and Saturday 8 a.m. to 5 p.m.  
For emergency services call 24 hrs a day, 7 days a week

Customer account 2-02-679-6045

8810 W AVENUE E8  
LANCASTER, CA 93536-7002

Date bill prepared: Sep 8 '12

## Your account summary

**RECEIVED**  
SEP 13 2012

BY: *[Signature]*



Amount of your last bill	\$10,899.93
Payment we received on Aug 16 '12 - thank you	-\$10,899.93
Balance forward	\$0.00
Your new charges	\$10,114.75
<b>Total amount you owe by Sep 27 '12</b>	<b>\$10,114.75</b>

## Summary of your billing detail

Service account	Service address	Billing period	Your rate	New charges
3-000-4549-47	9102 W AVENUE E LANCASTER, CA	Aug 1 '12 to Aug 30 '12	GS-1	\$22.79
3-002-0928-62	85TH ST W & AVE.D-8 LANCASTER, CA	Aug 1 '12 to Aug 30 '12	TOU-PA-A	\$3,454.75
3-002-8233-51	8320 W AVENUE D LANCASTER, CA	Aug 1 '12 to Aug 30 '12	TOU-PA-A	\$5,889.90
3-003-4222-72	8812 W AVENUE E8 LANCASTER, CA	Aug 1 '12 to Aug 30 '12	PA-2	\$92.98
3-003-4222-73	8812 W AVENUE E8 # R LANCASTER, CA	Aug 1 '12 to Aug 30 '12	GS-1	\$98.67
3-029-3235-86	9102 W AVENUE E PMP LANCASTER, CA	Aug 1 '12 to Aug 29 '12	TOU-PA-A	\$555.75
				<b>\$10,114.75</b>

Please return the payment stub below with your payment and make your check payable to Southern California Edison.  
If you want to pay in person, call 1-800-747-8908 for locations, or you can pay online at www.sce.com.

(14-574) Tear here

Tear here



P.O. Box 300  
 Rosemead, CA  
 91772-0001  
 www.sce.com

# Your electricity bill

LAND PROJECTS MUTUAL WATER CO / Page 1 of 14

For billing and service inquiries call 1-800-990-7788,  
 Mon - Fri 7 a.m. to 7 p.m. and Saturday 8 a.m. to 5 p.m.  
 For emergency services call 24 hrs a day, 7 days a week

Customer account 2-02-679-6045

8810 W AVENUE E8  
 LANCASTER, CA 93536-7002

Date bill prepared: Sep 8 '12

## Your account summary

Amount of your last bill	\$10,899.93
Payment we received on Aug 16 '12 - thank you	-\$10,899.93
Balance forward	\$0.00
Your new charges	\$10,114.75
<b>Total amount you owe by Sep 27 '12</b>	<b>\$10,114.75</b>

RECEIVED  
 SEP 13 2012

BY: *[Signature]*

## Summary of your billing detail

Service account	Service address	Billing period	Your rate	New charges
3-000-4549-47	9102 W AVENUE E LANCASTER, CA	Aug 1 '12 to Aug 30 '12	GS-1	\$22.70
3-002-0928-62	85TH ST W & AVE.D-8 LANCASTER, CA	Aug 1 '12 to Aug 30 '12	TOU-PA-A	\$3,454.75
3-002-8233-51	8320 W AVENUE D LANCASTER, CA	Aug 1 '12 to Aug 30 '12	TOU-PA-A	\$5,889.90
3-003-4222-72	8812 W AVENUE E8 LANCASTER, CA	Aug 1 '12 to Aug 30 '12	PA-2	\$92.98
3-003-4222-73	8812 W AVENUE E8 # R LANCASTER, CA	Aug 1 '12 to Aug 30 '12	GS-1	\$98.67
3-029-3235-86	9102 W AVENUE E PMP LANCASTER, CA	Aug 1 '12 to Aug 29 '12	TOU-PA-A	\$555.75
				<b>\$10,114.75</b>

Please return the payment stub below with your payment and make your check payable to Southern California Edison.  
 If you want to pay in person, call 1-800-747-8908 for locations, or you can pay online at www.sce.com.

(14-574)

Tear here

Tear here



SOUTHERN CALIFORNIA  
**EDISON**<sup>®</sup>

An EDISON INTERNATIONAL<sup>®</sup> Company

## Things you should know

### **SUMMER HEAT WAVE...**

*Due to the recent heat wave and period of higher than normal humidity you may have used more electricity than normal. As a result, you may notice an increase in your electric bill. For solutions to help you manage your energy usage and costs, visit [www.sce.com/business/highbill](http://www.sce.com/business/highbill).*

**Service account** 3-002-0928-62  
**Service address** 85TH ST W & AVE.D-8  
 LANCASTER, CA 93536  
**Rotating outage** Group N001

## Compare the electricity you are using

For meter 349M-007865 from Aug 1 '12 to Aug 30 '12  
**Total electricity you used this month in kWh**

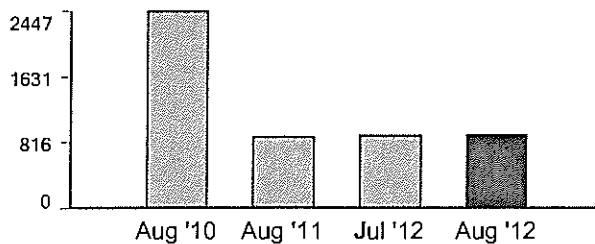
**26,425**

Your next meter read will be on or about Oct 1 '12.

	Electricity (kWh)
Summer Season	
On peak	4,448
Mid peak	7,986
Off peak	13,991
<b>Total</b>	<b>26,425</b>

Maximum demand is 52 kW

### Your daily average electricity usage (kWh)



### Usage comparison

	Aug '10	Aug '11	Sep '11	Oct '11	Nov '11	Dec '11	Jan '12	Feb '12	Mar '12	Apr '12	May '12	Jun '12	Jul '12	Aug '12
<b>Total kWh used</b>	70,961	26,674	23,897	18,556	9,499	7,533	8,067	8,761	11,236	13,124	21,549	23,327	29,730	26,425
<b>Number of days</b>	29	30	30	33	33	30	28	30	32	29	30	28	33	29
<b>Appx. average kWh used/day</b>	2,446	889	796	562	287	251	288	292	351	452	718	833	900	911

## Details of your new charges

Your rate: TOU-PA-A  
 Billing period: Aug 1 '12 to Aug 30 '12 (29 days)

### Delivery charges

Energy-Summer	
On peak	4,448 kWh x \$0.01211
Mid peak	7,986 kWh x \$0.01211
Off peak	13,991 kWh x \$0.01211
DWR bond charge	26,425 kWh x \$0.00513
Customer charge	
Service charge	155 HP x \$6.05000

**Your Delivery charges include:**

- \$123.89 transmission charges
- \$975.22 distribution charges
- \$3.96 nuclear decommissioning charges
- \$250.24 public purpose programs charge
- \$24.58 new system generation charge

### Generation charges

DWR	
DWR energy credit	26,425 kWh x -\$0.00463
SCE	
Energy-Summer	
On peak	4,448 kWh x \$0.19418
Mid peak	7,986 kWh x \$0.07755

**Your Generation charges include:**

- \$16.91 competition transition charge

**Your overall energy charges include:**

- \$29.87 franchise fees

(Continued on next page)

(Continued on next page)

**Service account** 3-002-8233-51  
**Service address** 8320 W AVENUE D  
 LANCASTER, CA 93536  
**Rotating outage** Group N001

## Compare the electricity you are using

For meter 345M-006794 from Aug 1 '12 to Aug 30 '12  
**Total electricity you used this month in kWh**

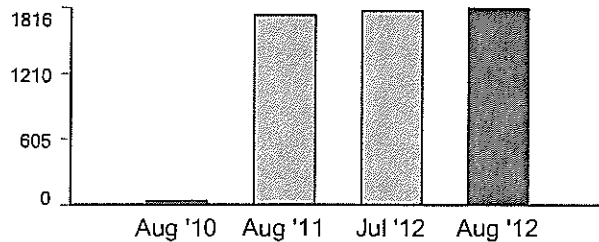
**52,655**

*Your next meter read will be on or about Oct 1 '12.*

	Electricity (kWh)
<b>Summer Season</b>	
On peak	8,154
Mid peak	16,119
Off peak	28,382
<b>Total</b>	<b>52,655</b>

*Maximum demand is 125 kW*

### Your daily average electricity usage (kWh)



### Usage comparison

	Aug '10	Aug '11	Sep '11	Oct '11	Nov '11	Dec '11	Jan '12	Feb '12	Mar '12	Apr '12	May '12	Jun '12	Jul '12	Aug '12
<b>Total kWh used</b>	1,044	50,845	46,809	35,773	17,893	13,939	13,713	16,354	21,190	25,268	41,256	46,015	59,246	52,655
<b>Number of days</b>	29	29	30	33	33	31	28	30	32	29	30	28	33	29
<b>Appx. average kWh used/day</b>	36	1,753	1,560	1,084	542	449	489	545	662	871	1,375	1,643	1,795	1,815

## Details of your new charges

Your rate: TOU-PA-A  
 Billing period: Aug 1 '12 to Aug 30 '12 (29 days)

### Delivery charges

<b>Energy-Summer</b>		
On peak	8,154 kWh x \$0.01211	\$98.74
Mid peak	16,119 kWh x \$0.01211	\$195.20
Off peak	28,382 kWh x \$0.01211	\$343.71
DWR bond charge	52,655 kWh x \$0.00513	\$270.12
Customer charge		\$126.47
Service charge	190 HP x \$6.05000	\$1,149.50

### Your Delivery charges include:

- \$130.38 transmission charges
- \$1,215.09 distribution charges
- \$7.90 nuclear decommissioning charges
- \$498.64 public purpose programs charge
- \$48.97 new system generation charge

### Generation charges

<b>DWR</b>		
DWR energy credit	52,655 kWh x -\$0.00463	-\$243.79
<b>SCE</b>		
Energy-Summer		
On peak	8,154 kWh x \$0.19418	\$1,583.34
Mid peak	16,119 kWh x \$0.07755	\$1,250.03

### Your Generation charges include:

- \$33.70 competition transition charge
- \$50.91 franchise fees

(Continued on next page)

(Continued on next page)



SOUTHERN CALIFORNIA  
**EDISON**<sup>®</sup>

An EDISON INTERNATIONAL<sup>®</sup> Company

**Service account** 3-003-4222-72  
**Service address** 8812 W AVENUE E8  
 LANCASTER, CA 93536  
**Rotating outage** Group N001

## Compare the electricity you are using

Your current read for meter 732-007673 - Aug 30 '12	85104	<i>Your next meter read will be on or about Oct 1 '12.</i>
Your previous read - Aug 1 '12	- 85104	
Difference	0	
Multiplier	x 24.00	<i>Maximum demand is 0 kW</i>
<b>Total electricity you used this month in kWh</b>	<b>0</b>	

### Usage comparison

	Aug '10	Aug '11	Sep '11	Oct '11	Nov '11	Dec '11	Jan '12	Feb '12	Mar '12	Apr '12	May '12	Jun '12	Jul '12	Aug '12
Total kWh used	0	0	24	24	0	0	0	0	0	0	0	48	0	0
Number of days	30	29	31	33	33	30	28	30	32	29	30	28	33	29
Appx. average kWh used/day	0	0	0	0	0	0	0	0	0	0	0	1	0	0

## Details of your new charges

Your rate: PA-2  
 Billing period: Aug 1 '12 to Aug 30 '12 (29 days)

### Delivery charges

Customer charge	\$88.98
Subtotal of your new charges	\$88.98
Los Angeles Co UUT	\$88.98 x 4.50000%
<b>Your new charges</b>	<b>\$92.98</b>

**Your Delivery charges include:**  
 • \$88.98 distribution charges

**Your overall energy charges include:**  
 • \$0.81 franchise fees

**Additional information:**  
 • Service voltage: 480 volts

**Service account** 3-029-3235-86  
**Service address** 9102 W AVENUE E PMP  
 LANCASTER, CA 93536  
**Rotating outage** Group N001

## Compare the electricity you are using

For meter 3416M-006682 from Aug 1 '12 to Aug 29 '12  
 Total electricity you used this month in kWh

0

Your next meter read will be on or about Oct 1 '12.

	Electricity (kWh)	Maximum demand is 0 kW
<b>Summer Season</b>		
On peak	0	
Mid peak	0	
Off peak	0	
<b>Total</b>	<b>0</b>	

### Usage comparison

	Aug '10	Aug '11	Sep '11	Oct '11	Nov '11	Dec '11	Jan '12	Feb '12	Mar '12	Apr '12	May '12	Jun '12	Jul '12	Aug '12
<b>Total kWh used</b>	0	0	0	0	0	0	0	0	0	0	0	3	0	0
<b>Number of days</b>	30	30	30	33	33	30	28	30	31	29	31	28	33	28
<b>Appx. average kWh used/day</b>	0	0	0	0	0	0	0	0	0	0	0	0	0	0

## Details of your new charges

Your rate: TOU-PA-A  
 Billing period: Aug 1 '12 to Aug 29 '12 (28 days)

### Delivery charges

Customer charge		\$126.47
Service charge	67 HP x \$6.05000	\$405.35
<b>Subtotal of your new charges</b>		<b>\$531.82</b>
Los Angeles Co UUT	\$531.82 x 4.50000%	\$23.93
<b>Your new charges</b>		<b>\$555.75</b>

### Your Delivery charges include:

- \$65.66 transmission charges
- \$466.16 distribution charges

### Your overall energy charges include:

- \$4.82 franchise fees

### Additional information:

- Service voltage: 480 volts
- Billing horsepower: 67.0 HP

Please visit us at [www.sce.com](http://www.sce.com)

## Understanding EMF (ELECTRIC AND MAGNETIC FIELDS)

Questions have been raised about the possible health effects of 60-hertz (power frequency) electric and magnetic fields (EMF\*), which are found wherever you have electric power. This article contains information that will help you understand the EMF issue, plus practical tips you can use if you want to reduce your exposure at home and at work.

### Can EMF Harm Your Health?

Electric and magnetic fields are present wherever electricity flows—around appliances and power lines, and in offices, schools and homes. Many researchers believe that if there is a risk of adverse health effects from usual residential exposures to EMF, it is probably just at the detection limit of human health studies; nonetheless, the possible risk warrants further investigation. The varying results from epidemiological studies, which looked at estimated EMF exposures and childhood leukemia, are consistent with a weak link. Laboratory studies, including studies investigating a possible mechanism for health effects (mechanistic studies), provide little or no evidence to support this weak link.

The results from many research studies have been evaluated by international, national and California EMF research programs to determine whether EMF poses any health risk. Given the uncertainty of the issue, the medical and scientific communities have been unable to conclude that usual residential exposures to EMF cause health effects, or to establish any standard or level of residential exposure that is known to be either safe or harmful. These conclusions remain unchanged by recent studies.

### World Health Organization Findings

The World Health Organization (WHO) completed a review of the potential health implications of extremely low frequency (ELF) EMF, which includes power-frequency fields. Their conclusions and recommendations were presented in June 2007 in a report known as the Extremely Low Frequency Fields, Environmental Health Criteria Monograph No. 238.

The WHO report concluded that evidence for a link between ELF magnetic fields and childhood leukemia "is not strong enough to be considered causal but sufficiently strong to remain a concern." "Virtually all of the laboratory evidence and the mechanistic evidence fail to support" this reported association. For all other diseases, there is inadequate or no evidence of health effects at low exposure levels.

The report emphasized that, given the weakness of the evidence for health effects, the health benefits of exposure reduction are unclear and adopting policies based on arbitrary low exposure limits is not warranted. In light of this situation, WHO made these and other recommendations:

- ♦ National authorities should implement communication programs with all stakeholders to enable informed decision-making, including how individuals can reduce their own exposure.
- ♦ Policy makers and community planners should implement very low-cost measures to reduce exposures when constructing new facilities and designing new equipment, including appliances.
- ♦ Policy makers should establish guidelines for ELF field exposure for both the general public and workers. The best source of guidance for both exposure levels and the principles of scientific review are the international guidelines.
- ♦ Government and industry should promote research to reduce the uncertainty of the scientific evidence on the health effects of ELF field exposure. Several recommended research projects are already under way through the Electric Power Research Institute, of which SCE is a member.

To view the full report and a fact sheet summarizing it, visit

[www.who.int/peh-emf/publications/elf\\_ehc/en/index.html](http://www.who.int/peh-emf/publications/elf_ehc/en/index.html)  
[www.who.int/mediacentre/factsheets/fs322/en/index.html](http://www.who.int/mediacentre/factsheets/fs322/en/index.html)







### What You Can Do

In a situation of scientific uncertainty and public concern, WHO recommended that utilities explore "very low-cost" ways to reduce EMF exposure from new or upgraded facilities. SCE and other California public utilities have been pursuing no-cost and low-cost measures to reduce EMF levels from new utility transmission lines and substation projects. You, too, may want to take no-cost and low-cost measures to reduce your EMF exposure at home and at work.

Human studies have not produced a consensus about any health benefits from changing the way people use electric appliances. But, if you feel reducing your EMF exposure would be beneficial, you can increase your distance from electric appliances and/or limit the amount of time you use appliances at home or at work.

### Magnetic Fields at Home



(Measurements are in milligauss.)

	1.2" away	12" away	36" away
 Microwave Oven	750 to 2,000	40 to 80	3 to 8
 Clothes Washer	8 to 400	2 to 30	0.1 to 2
 Electric Range	60 to 2,000	4 to 40	0.1 to 1
 Compact Fluorescent Bulb	0 to 32.8	0 to 0.1	0
 Hair Dryer	60 to 20,000	1 to 70	0.1 to 3
 LCD/Plasma TV	1.1 to 73.6	0 to 2.5	0 to 2.2

Source: Adapted from Gauger 1985 & EPRI Appliance Measurement Study 2010.

### Magnetic Fields Outside

(Maximum values may be lower for some California utilities.)

 Distribution Lines	1 to 80 milligauss under the line
 Transmission Lines	1 to 300 milligauss edge of right-of-way

For instance, you can place phone answering machines and electric clocks away from the head of your bed. Increasing your distance from these and other appliances such as televisions, computer monitors and microwave ovens can reduce your EMF exposure.

You can also reduce your EMF exposure by limiting the time you spend using personal appliances such as hair dryers, electric razors, heating pads and electric blankets. You may also want to limit the time you spend using electric cooking appliances.

You can locate the sources of EMF in your work environment, and spend break time in lower-field areas.

It is not known whether such actions will have any impact on your health.

### Additional Information Is Available

SCE provides free EMF information packages and home/business measurements upon request. We also invite you to attend a workshop on EMF at our EMF Education Center located in Irwindale. For any of these services, please call us at 1-800-200-4SCE. Additional information is also available at these links:

EMF Basics:

[www.who.int/peh-emf/about/WhatIsEMF/en/](http://www.who.int/peh-emf/about/WhatIsEMF/en/)  
[www.niehs.nih.gov/health/assets/docs\\_p\\_z/emf-02.pdf](http://www.niehs.nih.gov/health/assets/docs_p_z/emf-02.pdf)

World Health Organization International EMF Project:

[www.who.int/peh-emf/en/](http://www.who.int/peh-emf/en/)

National Institute of Environmental Health Sciences:

[www.niehs.nih.gov/health/topics/agents/emf/](http://www.niehs.nih.gov/health/topics/agents/emf/)

California Department of Health Services:

[www.ehib.org/emf/](http://www.ehib.org/emf/)

California Public Utilities Commission:

[www.cpuc.ca.gov/PUC/energy/Environment/ElectroMagnetic+Fields/action.htm](http://www.cpuc.ca.gov/PUC/energy/Environment/ElectroMagnetic+Fields/action.htm)

Campos Eléctricos y Magnéticos (EMF): Si desea recibir información en español, comuníquese con SCE al 1-800-441-2233.

Reviewed by: California Public Utilities Commission (CPUC)

\*The term EMF in this publication refers to extremely low frequency (ELF) 60-hertz electric and magnetic fields associated with power delivered by electric utilities. It does not refer to radio frequency (RF) waves associated with wireless communications such as cell phones.





P.O. Box 300  
Rosemead, CA  
91772-0001  
www.sce.com

# Your electricity bill

LAND PROJECTS MUTUAL WATER CO / Page 3 of 18

For billing and service inquiries call 1-800-990-7788,  
Mon - Fri 7 a.m. to 7 p.m. and Saturday 8 a.m. to 5 p.m.  
For emergency services call 24 hrs a day, 7 days a week

Customer account 2-02-679-6045

8810 W AVENUE E8  
LANCASTER, CA 93536-7002

Date bill prepared: Oct 11 '12

## Your account summary

Amount of your last bill	\$10,114.75
Payment we received on Sep 24 '12 - thank you	-\$10,114.75
Balance forward	\$0.00
Your new charges	\$9,891.08
<b>Total amount you owe by Oct 30 '12</b>	<b>\$9,891.08</b>

## Summary of your billing detail

Service account	Service address	Billing period	Your rate	New charges
3-000-4549-47	9102 W AVENUE E LANCASTER, CA	Aug 30 '12 to Oct 1 '12	GS-1	\$25.05
3-002-0928-62	85TH ST W & AVE.D-8 LANCASTER, CA	Aug 30 '12 to Oct 1 '12	TOU-PA-A	\$3,214.59
3-002-8233-51	8320 W AVENUE D LANCASTER, CA	Aug 30 '12 to Oct 1 '12	TOU-PA-A	\$5,413.24
3-003-4222-72	8812 W AVENUE E8 LANCASTER, CA	Aug 30 '12 to Oct 1 '12	PA-2	\$599.40
3-003-4222-73	8812 W AVENUE E8 # R LANCASTER, CA	Aug 30 '12 to Oct 1 '12	GS-1	\$83.05
3-029-3235-86	9102 W AVENUE E PMP LANCASTER, CA	Aug 29 '12 to Oct 1 '12	TOU-PA-A	\$555.75
				<b>\$9,891.08</b>

Please return the payment stub below with your payment and make your check payable to Southern California Edison.  
If you want to pay in person, call 1-800-747-8908 for locations, or you can pay online at www.sce.com.

4-574) Tear here

Tear here



P.O. Box 300  
 Rosemead, CA  
 91772-0001  
 www.sce.com

# Your electricity bill

LAND PROJECTS MUTUAL WATER CO / Page 3 of 18

For billing and service inquiries call 1-800-990-7788,  
 Mon - Fri 7 a.m. to 7 p.m. and Saturday 8 a.m. to 5 p.m.  
 For emergency services call 24 hrs a day, 7 days a week

Customer account 2-02-679-6045

8810 W AVENUE E8  
 LANCASTER, CA 93536-7002

Date bill prepared: Oct 11 '12

## Your account summary

Amount of your last bill	\$10,114.75
Payment we received on Sep 24 '12 - thank you	-\$10,114.75
Balance forward	\$0.00
Your new charges	\$9,891.08
<b>Total amount you owe by Oct 30 '12</b>	<b>\$9,891.08</b>

## Summary of your billing detail

Service account	Service address	Billing period	Your rate	New charges
3-000-4549-47	9102 W AVENUE E LANCASTER, CA	Aug 30 '12 to Oct 1 '12	GS-1	\$25.05
3-002-0928-62	85TH ST W & AVE.D-8 LANCASTER, CA	Aug 30 '12 to Oct 1 '12	TOU-PA-A	\$3,214.59
3-002-8233-51	8320 W AVENUE D LANCASTER, CA	Aug 30 '12 to Oct 1 '12	TOU-PA-A	\$5,413.24
3-003-4222-72	8812 W AVENUE E8 LANCASTER, CA	Aug 30 '12 to Oct 1 '12	PA-2	\$599.40
3-003-4222-73	8812 W AVENUE E8 # R LANCASTER, CA	Aug 30 '12 to Oct 1 '12	GS-1	\$83.05
3-029-3235-86	9102 W AVENUE E PMP LANCASTER, CA	Aug 29 '12 to Oct 1 '12	TOU-PA-A	\$555.75
				<b>\$9,891.08</b>

Please return the payment stub below with your payment and make your check payable to Southern California Edison.  
 If you want to pay in person, call 1-800-747-8908 for locations, or you can pay online at www.sce.com.

(14-574) Tear here

Tear here



SOUTHERN CALIFORNIA  
**EDISON**<sup>®</sup>

An EDISON INTERNATIONAL<sup>®</sup> Company

LAND PROJECTS MUTUAL WATER CO / Page 5 of 18

---

## Things you should know

### **SCHOLARSHIPS AVAILABLE FOR COLLEGE-BOUND STUDENTS...**

Edison International is awarding \$40,000 scholarships to high school pursuing college degrees in science or math. Apply between 10/01/12-01/10/13. For more information, visit <https://www.scholarshipamerica.org/edisonscholars>.

### **You may notice a change in your billing statement...**

Effective 10/1/2012, the billing rates used to calculate your bill have been modified. You may notice the recurring line items in the "Details of New Charges" section which reflects the bill calculation before and after the rate change. The first line item reflects the rates prior to 10/1/2012 and the second line item reflects the rates after 10/1/2012. For more information, please visit [www.sce.com/bill\\_change](http://www.sce.com/bill_change).

**Service account** 3-002-0928-62  
**Service address** 85TH ST W & AVE.D-8  
 LANCASTER, CA 93536  
**Rotating outage** Group N001

## Compare the electricity you are using

For meter 349M-007865 from Aug 30 '12 to Oct 1 '12  
**Total electricity you used this month in kWh**

**25,542**

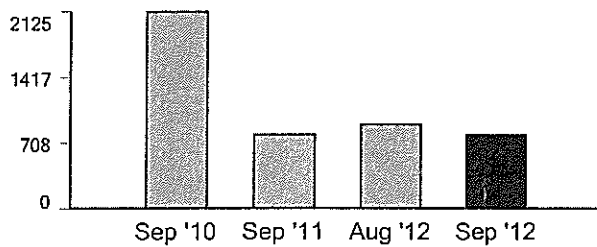
Your next meter read will be on or about Nov 1 '12.

Electricity (kWh)

Maximum demand is 52 kW

Summer Season	Electricity (kWh)
On peak	3,646
Mid peak	6,721
Off peak	15,175
<b>Total</b>	<b>25,542</b>

### Your daily average electricity usage (kWh)



### Usage comparison

	Sep '10	Sep '11	Oct '11	Nov '11	Dec '11	Jan '12	Feb '12	Mar '12	Apr '12	May '12	Jun '12	Jul '12	Aug '12	Sep '12
Total kWh used	63,755	23,897	18,556	9,499	7,533	8,067	8,761	11,236	13,124	21,549	23,327	29,730	26,425	25,542
Number of days	30	30	33	33	30	28	30	32	29	30	28	33	29	32
Appx. average kWh used/day	2,125	796	562	287	251	288	292	351	452	718	833	900	911	798

## Details of your new charges

Your rate: TOU-PA-A  
 Billing period: Aug 30 '12 to Oct 1 '12 (32 days)

### Delivery charges

#### Energy-Summer

On peak	3,646 kWh x \$0.01211	\$44.15
Mid peak	6,721 kWh x \$0.01211	\$81.39
Off peak	15,175 kWh x \$0.01211	\$183.77
DWR bond charge	25,542 kWh x \$0.00513	\$131.03
Customer charge		\$126.47
Service charge	155 HP x \$6.05000	\$937.75

#### Your Delivery charges include:

- \$124.82 transmission charges
- \$973.12 distribution charges
- \$3.83 nuclear decommissioning charges
- \$241.88 public purpose programs charge
- \$23.75 new system generation charge

### Generation charges

#### DWR

DWR energy credit	25,542 kWh x -\$0.00463	-\$118.26
-------------------	-------------------------	-----------

#### Your Generation charges include:

- \$16.35 competition transition charge

#### SCE

#### Energy-Summer

On peak	3,646 kWh x \$0.19418	\$707.98
Mid peak	6,721 kWh x \$0.07755	\$521.21

#### Your overall energy charges include:

- \$27.79 franchise fees

(Continued on next page)

(Continued on next page)

**Service account** 3-002-8233-51  
**Service address** 8320 W AVENUE D  
LANCASTER, CA 93536  
**Rotating outage** Group N001

## Compare the electricity you are using

For meter 345M-006794 from Aug 30 '12 to Oct 1 '12  
**Total electricity you used this month in kWh**

**51,189**

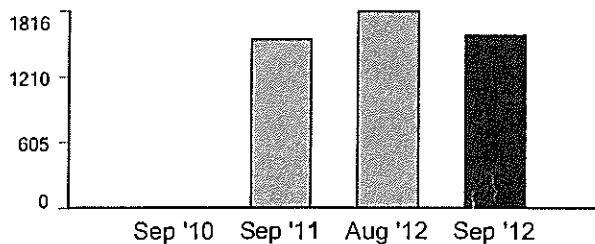
Your next meter read will be on or about Nov 1 '12.

Electricity (kWh)

Maximum demand is 156 kW

Summer Season	
On peak	6,633
Mid peak	13,107
Off peak	31,449
<b>Total</b>	<b>51,189</b>

### Your daily average electricity usage (kWh)



### Usage comparison

	Sep '10	Sep '11	Oct '11	Nov '11	Dec '11	Jan '12	Feb '12	Mar '12	Apr '12	May '12	Jun '12	Jul '12	Aug '12	Sep '12
Total kWh used	347	46,809	35,773	17,893	13,939	13,713	16,354	21,190	25,268	41,256	46,015	59,246	52,655	51,189
Number of days	30	30	33	33	31	28	30	32	29	30	28	33	29	32
Appx. average kWh used/day	11	1,560	1,084	542	449	489	545	662	871	1,375	1,643	1,795	1,815	1,599

## Details of your new charges

Your rate: TOU-PA-A

Billing period: Aug 30 '12 to Oct 1 '12 (32 days)

### Delivery charges

#### Energy-Summer

On peak	6,633 kWh x \$0.01211
Mid peak	13,107 kWh x \$0.01211
Off peak	31,449 kWh x \$0.01211
DWR bond charge	51,189 kWh x \$0.00513
Customer charge	
Service charge	190 HP x \$6.05000

**Your Delivery charges include:**

- \$131.93 transmission charges
- \$1,211.60 distribution charges
- \$7.68 nuclear decommissioning charges
- \$484.76 public purpose programs charge
- \$47.61 new system generation charge

### Generation charges

DWR	
DWR energy credit	51,189 kWh x -\$0.00463
SCE	
Energy-Summer	
On peak	6,633 kWh x \$0.19418
Mid peak	13,107 kWh x \$0.07755

**Your Generation charges include:**

- \$32.76 competition transition charge

**Your overall energy charges include:**

- \$46.78 franchise fees

(Continued on next page)

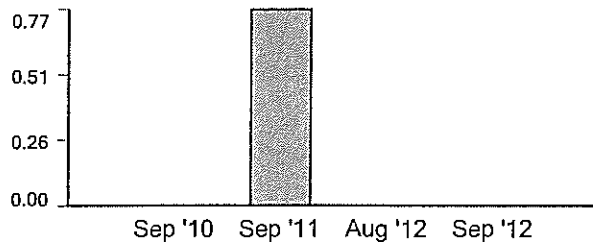
(Continued on next page)

**Service account** 3-003-4222-72  
**Service address** 8812 W AVENUE E8  
 LANCASTER, CA 93536  
**Rotating outage** Group N001

## Compare the electricity you are using

Your current read for meter 732-007673 - Oct 1 '12	85104	Your next meter read will be on or about Nov 1 '12.
Your previous read - Aug 30 '12	- 85104	
Difference	0	
Multiplier	x 24.00	Maximum demand is 43 kW
<b>Total electricity you used this month in kWh</b>	<b>0</b>	

## Your daily average electricity usage (kWh)



## Usage comparison

	Sep '10	Sep '11	Oct '11	Nov '11	Dec '11	Jan '12	Feb '12	Mar '12	Apr '12	May '12	Jun '12	Jul '12	Aug '12	Sep '12
Total kWh used	0	24	24	0	0	0	0	0	0	0	48	0	0	0
Number of days	29	31	33	33	30	28	30	32	29	30	28	33	29	32
Appx. average kWh used/day	0	0	0	0	0	0	0	0	0	0	1	0	0	0

## Details of your new charges

Your rate: PA-2  
 Billing period: Aug 30 '12 to Oct 1 '12 (32 days)

### Delivery charges

Facilities rel demand 43 kW x \$8.40000 \$361.20  
 Customer charge \$88.98

### Your Delivery charges include:

- \$66.22 transmission charges
- \$383.96 distribution charges

### Generation charges

SCE  
 Summer time related 43 kW x \$2.87000 \$123.41

### Your overall energy charges include:

- \$5.19 franchise fees

Subtotal of your new charges \$573.59  
 Los Angeles Co UUT \$573.59 x 4.50000% \$25.81

### Additional information:

- Service voltage: 480 volts

**Your new charges \$599.40**

**Service account** 3-029-3235-86  
**Service address** 9102 W AVENUE E PMP  
 LANCASTER, CA 93536  
**Rotating outage** Group N001

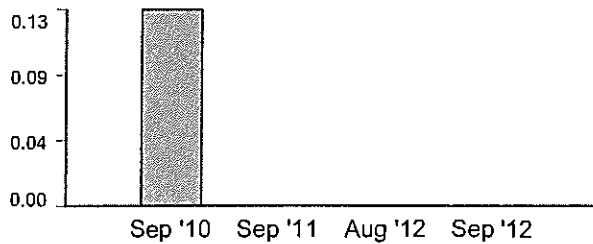
## Compare the electricity you are using

For meter 3416M-006682 from Aug 29 '12 to Oct 1 '12  
**Total electricity you used this month in kWh** 0

Your next meter read will be on or about Nov 1 '12.

	Electricity (kWh)	Maximum demand is 0 kW
Summer Season		
On peak	0	
Mid peak	0	
Off peak	0	
<b>Total</b>	<b>0</b>	

### Your daily average electricity usage (kWh)



### Usage comparison

	Sep '10	Sep '11	Oct '11	Nov '11	Dec '11	Jan '12	Feb '12	Mar '12	Apr '12	May '12	Jun '12	Jul '12	Aug '12	Sep '12
Total kWh used	4	0	0	0	0	0	0	0	0	0	3	0	0	0
Number of days	30	30	33	33	30	28	30	31	29	31	28	33	28	33
Appx. average kWh used/day	0	0	0	0	0	0	0	0	0	0	0	0	0	0

## Details of your new charges

Your rate: TOU-PA-A  
 Billing period: Aug 29 '12 to Oct 1 '12 (33 days)

### Delivery charges

Customer charge		\$126.47
Service charge	67 HP x \$6.05000	\$405.35
Subtotal of your new charges		\$531.82
Los Angeles Co UUT	\$531.82 x 4.50000%	\$23.93
<b>Your new charges</b>		<b>\$555.75</b>

### Your Delivery charges include:

- \$65.66 transmission charges
- \$466.16 distribution charges

### Your overall energy charges include:

- \$4.82 franchise fees

### Additional information:

- Service voltage: 480 volts
- Billing horsepower: 67.0 HP

Please visit us at [www.sce.com](http://www.sce.com)

## SOUTHERN CALIFORNIA EDISON'S ELECTRIC RATE OPTIONS

Para solicitar una copia en español de esta notificación, por favor escriba a:

Southern California Edison  
P.O. Box 800, G.O. 1, Quad 4A  
Rosemead, CA 91770

o la atención de Comunicaciones Corporativas, o visita  
[www.sce.com/avisos](http://www.sce.com/avisos).

Below are brief descriptions of the current rate options (or "rate schedules") SCE offers. The size and type of your business will help determine the rates for which you may qualify. Your current rate schedule appears at the top of your electric bill. For complete details on SCE's business customer rate options and specific pricing, please visit [www.sce.com/rateoptions](http://www.sce.com/rateoptions), or call us at 1-800-990-7788

### SMALL AND MEDIUM-SIZED COMMERCIAL CUSTOMERS

**General Service Non-Demand (GS-1):** This rate schedule is for small business customers. Maximum demand cannot exceed 20 kilowatts (kW) of usage per month. This rate has a summer energy charge that is higher than the winter energy charge. GS-1 energy charges are costs per kWh consumed that vary by season (summer vs. winter).

**General Service Non-Demand (TOU-GS-1):** This optional rate is for customers who qualify for Rate Schedule GS-1. Energy charges vary by time-of-use (TOU) and season. Rates are lowest during off-peak hours, higher during mid-peak hours, and highest during on-peak hours of noon to 6:00 p.m., summer weekdays, excluding holidays. Customers can save money by shifting usage to off-peak hours.

**General Service Demand (GS-2):** This rate schedule is for medium-sized customers expected or registered demands above 20 kW, and below 200 kW per month. GS-2 includes demand (measured in kW) charges, in addition to a monthly customer charge.

**General Service 2 Time-of-Use (GS-2-TOU):** This optional rate is for customers who qualify for Rate Schedule GS-2. Energy rates vary by season and time of day, with the highest rates during the on-peak hours of noon to 6:00 p.m. summer weekdays, excluding holidays. The following options are available to GS-2-TOU customers: Option A, Option B, Option R and Schedule CPP (please refer to the "Option Descriptions" section for details).

**Time-of-Use General Service - Demand Metered (TOU-GS-3):** This rate schedule is for medium-sized commercial and industrial customers with registered demands of 200 kW through 500 kW. The following options are available to TOU-GS-3 customers: Option A, Option B, Option R and CPP (please refer to the "Option Descriptions" section for details).

**Time-of-Use General Service 3 Super Off-Peak Demand Metered (TOU-GS-3-SOP):** This optional rate is for customers who qualify for TOU-GS-3, and includes a "super off-peak" period from midnight to 6:00 a.m. year-round, when both demand charges and energy rates are lowest.

### LARGE COMMERCIAL AND INDUSTRIAL CUSTOMERS

Customers with registered demands greater than 500 kW must take service on Rate Schedule TOU-8 or RTP-2. Large individual water agencies and other large water pumping accounts that exceed 500 kW and use at least 70 percent of their power for agricultural purposes may take service on an agricultural and pumping rate.

**Time-of-Use General Service - Large (TOU-8):** This rate schedule TOU-8 is for large commercial and industrial customers who register demands greater than 500 kW, including (but not limited to) large manufacturers and processors, retail stores, colleges or universities, hospitals and office buildings. The following options are available to TOU-8

customers: Option A, Option B, Option R and CPP (please refer to the "Option Descriptions" section for details). Note: Option A for TOU-8 is limited to customers employing cold ironing and permanent load shifting customers.

**Time-of-Use General Service - Large - Reliability Back-Up Service (TOU-8-RBU):** This rate schedule is applicable to TOU-8 customers who request an additional metered service connection at their premises used solely for reliability or backup purposes. Customers pay for the additional electric facilities under a separate added facilities agreement with SCE.

**General Service - Large - Real-Time Pricing (RTP-2):** This optional rate is available to customers who qualify for TOU-8. Under RTP-2, customers with a maximum demand greater than 500 kW are billed hourly electricity prices that vary based on the time of day, season and temperature. This rate is beneficial to bundled service customers whose electric power, transmission, distribution, billing, metering and related services are provided by SCE with the flexibility to manage or reduce their energy usage in response to the varying price schedule.

### Option Descriptions

The following options apply to rates for Schedule GS-2-TOU, TOU-GS-3 and TOU-8 business customers:

**Option A:** This option includes Facilities-Related Demand (FRD) charges in addition to increased on-peak and mid-peak energy charges, but no time-related demand charges. Facilities-Related Demand charges reflect the cost of transmission and distribution facilities built to meet customers' peak power demands and are applied all year round. These demand charges are in addition to energy charges (per kilowatt hour).

**Option B:** This option includes time-related demand charges and energy rates that vary by time-of-use and season, highest during on-peak hours of noon to 6:00 p.m. summer weekdays (excluding holidays). The demand charges and energy rates are lowest during off-peak hours. This option also includes FRD charges.

**Option R (Renewable):** This option is for customers with installed renewable (solar, wind, biogas, etc.) energy generation systems. Option R applies and is available to business customers with demands greater than 20 kW [but not exceeding four megawatts (MW)] who install, own or operate eligible on-site renewable energy generation systems with net capacities of 15 percent or greater than the customer's annual peak demand recorded over the previous 12 months. The Option R rate structure has no on-peak or mid-peak demand charges, has a reduced FRD charge and increased on-peak and mid-peak energy charges.

**Summer Advantage Incentive, also known as Critical Peak Pricing (CPP):** This optional rate is limited to bundled service customers and offers a discount on monthly on-peak demand charges during the summer months. When electricity wholesale prices climb, SCE will activate 9-15 CPP "events" (weekdays from 2:00-6:00 p.m., excluding holidays) during which CPP energy charges increase significantly for those hours (in 2013, the number of events will decrease to 12). However, if customers reduce or reschedule usage to non-CPP hours during these events, overall annual electricity costs may be reduced. Participants also receive bill protection for the first 12 months of participation.

### AGRICULTURAL AND PUMPING CUSTOMERS

Eligibility for all SCE agricultural and pumping rate schedules requires that 70 percent or more of the customer's electrical usage is for general agricultural purposes or for general water or sewage pumping. Accounts greater than 500 kW are ineligible for service under an agricultural and pumping rate and will be transferred to Schedule TOU-8. However, large water agencies and large agricultural water pumping accounts that exceed 500 kW or 671 horsepower (hp) of total connected load, and use at least 70 percent of their power for agricultural purposes must take service on an



of this schedule, with a total effective generation capacity of not more than 1 megawatt (MW). The generating account and benefiting account(s) designated by the participating local government must be located within the geographical boundaries, as defined below, of the local government, receive retail service from SCE on a time-of-use (TOU) schedule, and have billing services performed by SCE. This schedule allows the export of energy not consumed at the time of generation by the generating account to SCE's grid. All generation exported to SCE's grid is converted into credits and applied to the benefiting accounts designated by the local government. Service under this schedule is provided on a first-come, first-served basis. Local governments electing service under Schedule RES-BCT must provide SCE 60 days' notice. Generation credits will be distributed to designated benefiting accounts with the first full billing cycle following the conclusion of the 60 day notice.

**Net Energy Metering (NEM, BG-NEM, FC-NEM):** These optional rates are available only to customers who use solar, wind, a combination of solar and wind, biogas, or fuel cell technology, to generate power up to 1,000 kW to serve their on-site power needs, pursuant to Public Utilities Code Sections 2827 - 2827.10. Biogas digester electrical generators may be sized up to 10,000 kW, if the generator meets the provisions of PU Code 2827.9. Customers must execute a Net Energy Metering contract prior to receiving service under one of these rate schedules.

**Standby (Schedule S):** This rate schedule is mandatory for many customers who self-generate all of, or a portion of, their electrical power from their own on-site generating facility, for both retail and wholesale customers. Under Schedule S, SCE provides "standby" service, meaning that SCE is ready to provide service when the customer's generator is not in operation, which is usually during scheduled or unscheduled outages (other than power outages or rotating outages). Schedule S ensures that businesses are not compromised when their generators are not operating. Schedule S has two basic charges: Capacity Reservation Charge (CRC), based on the nameplate rating of the generator or the standby level set by the customer; and time-related demand charges for backup service or maintenance service.

**Time-of-Use Electric Vehicle (TOU-EV-3, TOU-EV-4):** These rate schedules are designed for customers who own and operate electric vehicle(s) (EVs) and use chargers with demands of 20 kW or less for TOU-EV-3, or no greater than 500 kW for TOU-EV-4. Customers can save money by charging their EVs between 9:00 p.m. and noon.

**Water Agency Tariff for Eligible Renewables (WATER):** This rate schedule is optional for customers who meet the definition of an Eligible Public Water Agency or Wastewater Agency (as defined in the Special Condition section of this schedule) who own and operate an Eligible Renewable Generating Facility (as defined in the Special Condition section of this schedule), with a total effective generation capacity of not more than 1.5 megawatts (MW). Service under this Schedule is on a first-come, first-served basis and shall be closed to new customers once the combined rated generating capacity of Eligible Renewable Generating Facilities within SCE's service territory reaches 123.9 MW, which is SCE's proportionate share of 250 MW, based on the ratio of SCE's peak demand to the total peak demand of all electrical corporations within the State of California.

**Wireless Fidelity Rate (Wi-Fi-1):** This rate schedule is applicable to cities, counties and qualified commercial providers of wireless Wi-Fi Internet service. Schedule Wi-Fi-1 allows cities, counties and qualified commercial providers of wireless Wi-Fi Internet service to attach Wi-Fi transmitting devices to SCE-owned streetlights, and to power such devices with unmetered, single-phase electric service so that these entities can provide Wi-Fi Internet service in the communities they serve. The total load per attachment cannot exceed 35 watts, and the cumulative limit of 35 watts cannot be exceeded for every two adjacent poles on the same (looped) circuit where Wi-Fi devices are installed.

**Wireless Technology Rate (WTR):** This contract rate option is available as a single-phase and three-phase service to customers in wireless

technology industries who require electric service to operate radio repeaters or similar devices (wireless communication devices). Devices must be mounted on existing SCE facilities, or other facilities approved by SCE. All service under WTR is unmetered.

#### **DEMAND RESPONSE PROGRAMS**

**Demand response (DR) programs** provide electricity bill savings and payments to customers who voluntarily reduce their energy usage and/or demand when requested by SCE during program events, or who allow SCE to temporarily interrupt their assigned loads. These special events typically occur in the summer, when wholesale electricity costs are high, or anytime when the local electrical systems are constrained. These programs help SCE to lower energy procurement costs and maintain system reliability, and to give customers an opportunity to conserve energy and lower their electric bills.

**Agricultural and Pumping Interruptible (AP-I):** This program provides a year-round monthly credit to eligible agricultural and pumping customers with a measured demand of 37 kW or greater, or with at least 50 hp of connected load, who elect to allow SCE to temporarily interrupt electric service to their total service account load served via a radio-controlled device. Interruptions are limited to 25 times, 6 hours each or 150 hours per calendar year during CAISO or local emergencies.

**Capacity Bidding Program (CBP):** This is a month-to-month, contract-based demand response bidding program in which participants are paid a monthly incentive to agree to reduce load by a pre-determined amount during DR events with day-of or day-ahead notification. Participants receive a monthly incentive payment based on the amount of load reduction (capacity) nominated each month, plus energy payments for actual energy reduction, based on kWh reduced for each hour, when an event is called. Contract incentives and shortfall energy and capacity charges vary based on month, program and kW participation level. Customers may contract with SCE directly, or may participate through a third-party aggregator. This program is for bundled service or Direct Access customers with interval billing meters.

**Demand Bidding Program (DBP):** This is a year-round, flexible, Internet-based bidding program that offers business customers bill credits for voluntarily reducing power when a DBP event is called. DBP is for bundled service and Direct Access customers who have at least one service account with a demand of 200 kW or greater in any three months during the preceding 12 months. There is no risk in submitting a bid and not reducing power; however, you will not receive credit for an event during which power is not reduced. Customers with service accounts between 50 kW and 199 kW can participate if they are part of an aggregated group of up to 25 service accounts with a combined demand of greater than 200 kW.

**Demand Response Contracts (DRC):** SCE has contracted with several third-party demand response service providers (or aggregators) to provide demand response load reductions similar to the CBP, but on a long-term basis. The Demand Response Contracts (DRC) portfolio consists of aggregators that are contracted to provide SCE with demand response load curtailment that SCE may call at its discretion. Each aggregator designs its own programs, and can offer unique, customer-specific pricing and options that may not be directly available through SCE. Customers eligible for aggregation can select an aggregator whose offering best meets their needs. For a list of authorized SCE aggregators, please visit [www.sce.com/drc](http://www.sce.com/drc).

**Optional Binding Mandatory Curtailment Program (OBMC):** This option exempts customers located on an entire distribution circuit from most rotating outages when they contract to reduce their load on the circuit during each rotating outage. An OBMC plan, which details how the entire circuit's load will be reduced by up to 15 percent during each rotating outage, must be submitted to SCE. There is no monetary incentive to participate, but customers may be subject to excess energy charges for not

For billing and service inquiries call 1-800-990-7788,  
Mon - Fri 7 a.m. to 7 p.m. and Saturday 8 a.m. to 5 p.m.  
For emergency services call 24 hrs a day, 7 days a week

Customer account 2-02-679-6045

8810 W AVENUE E8  
LANCASTER, CA 93536-7002

Date bill prepared: Nov 9 '12

## Your account summary

Amount of your last bill	\$9,891.08
Payment we received on Oct 22 '12 - thank you	-\$9,891.08
Balance forward	\$0.00
Your new charges	\$6,193.69
<b>Total amount you owe by Nov 28 '12</b>	<b>\$6,193.69</b>

## Summary of your billing detail

Service account	Service address	Billing period	Your rate	New charges
3-000-4549-47	9102 W AVENUE E LANCASTER, CA	Oct 1 '12 to Nov 1 '12	GS-1	\$24.26
3-002-0928-62	85TH ST W & AVE.D-8 LANCASTER, CA	Oct 1 '12 to Nov 1 '12	TOU-PA-A	\$2,210.82
3-002-8233-51	8320 W AVENUE D LANCASTER, CA	Oct 1 '12 to Nov 1 '12	TOU-PA-A	\$3,238.62
3-003-4222-72	8812 W AVENUE E8 LANCASTER, CA	Oct 1 '12 to Nov 1 '12	PA-2	\$92.98
3-003-4222-73	8812 W AVENUE E8 # R LANCASTER, CA	Oct 1 '12 to Nov 1 '12	GS-1	\$53.05
3-029-3235-86	9102 W AVENUE E PMP LANCASTER, CA	Oct 1 '12 to Nov 1 '12	TOU-PA-A	\$573.96
				<b>\$6,193.69</b>

Please return the payment stub below with your payment and make your check payable to Southern California Edison.  
If you want to pay in person, call 1-800-747-8908 for locations, or you can pay online at www.sce.com.

(14-574) Tear here

Tear here



**Service account** 3-000-4549-47  
**Service address** 9102 W AVENUE E  
 LANCASTER, CA 93536  
**Rotating outage** Group N001

## Compare the electricity you are using

For meter 222013-680640 from Oct 1 '12 to Nov 1 '12  
 Total electricity you used this month in kWh

0

Your next meter read will be on or about Dec 4 '12.

Maximum demand is 0 kW

### Usage comparison

	Oct '10	Oct '11	Nov '11	Dec '11	Jan '12	Feb '12	Mar '12	Apr '12	May '12	Jun '12	Jul '12	Aug '12	Sep '12	Oct '12
Total kWh used	0	0	0	0	0	0	0	0	0	0	0	0	0	0
Number of days	32	33	33	30	28	33	29	29	30	31	30	29	32	31
Appx. average kWh used/day	0	0	0	0	0	0	0	0	0	0	0	0	0	0

## Details of your new charges

Your rate: GS-1

Billing period: Oct 1 '12 to Nov 1 '12 (31 days)

### Delivery charges

Customer charge	31 days x \$0.74900	\$23.22
Subtotal of your new charges		\$23.22
Los Angeles Co UUT	\$23.22 x 4.50000%	\$1.04
<b>Your new charges</b>		<b>\$24.26</b>

### Your Delivery charges include:

- \$23.22 distribution charges

### Your overall energy charges include:

- \$0.21 franchise fees

### Additional information:

- Service voltage: 240 volts

Service account 3-002-8233-51  
 Service address 8320 W AVENUE D  
 LANCASTER, CA 93536  
 Rotating outage Group N001

## Compare the electricity you are using

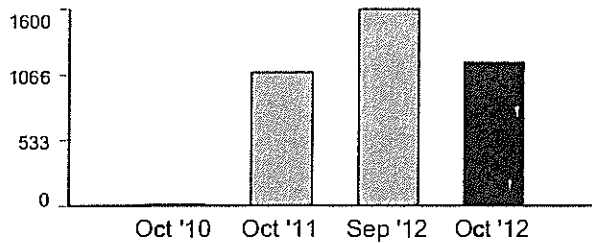
For meter 345M-006794 from Oct 1 '12 to Nov 1 '12  
 Total electricity you used this month in kWh

36,275

Your next meter read will be on or about Dec 4 '12.

	Electricity (kWh)	Maximum demand is 126 kW
Winter Season		
Mid peak	14,157	
Off peak	22,118	
<b>Total</b>	<b>36,275</b>	

### Your daily average electricity usage (kWh)



### Usage comparison

	Oct '10	Oct '11	Nov '11	Dec '11	Jan '12	Feb '12	Mar '12	Apr '12	May '12	Jun '12	Jul '12	Aug '12	Sep '12	Oct '12
Total kWh used	347	35,773	17,893	13,939	13,713	16,354	21,190	25,268	41,256	46,015	59,246	52,655	51,189	36,275
Number of days	32	33	33	31	28	30	32	29	30	28	33	29	32	31
Appx. average kWh used/day	10	1,084	542	449	489	545	662	871	1,375	1,643	1,795	1,815	1,599	1,170

## Details of your new charges

Your rate: TOU-PA-A  
 Billing period: Oct 1 '12 to Nov 1 '12 (31 days)

### Delivery charges

Energy-Winter		
Mid peak	14,157 kWh x \$0.01216	\$172.15
Off peak	22,118 kWh x \$0.01216	\$268.95
DWR bond charge	36,275 kWh x \$0.00513	\$186.09
Customer charge		\$126.47
Service charge	152 HP x \$6.31000	\$959.12

### Your Delivery charges include:

- \$150.03 transmission charges
- \$983.44 distribution charges
- \$5.44 nuclear decommissioning charges
- \$345.34 public purpose programs charge
- \$33.74 new system generation charge

### Generation charges

DWR		
DWR energy credit	36,275 kWh x -\$0.00463	-\$167.95
SCE		
Energy-Winter		
Mid peak	14,157 kWh x \$0.06507	\$921.20
Off peak	22,118 kWh x \$0.02817	\$623.06

- ### Your Generation charges include:
- \$23.22 competition transition charge

- ### Your overall energy charges include:
- \$27.97 franchise fees

Subtotal of your new charges \$3,089.09

(Continued on next page)

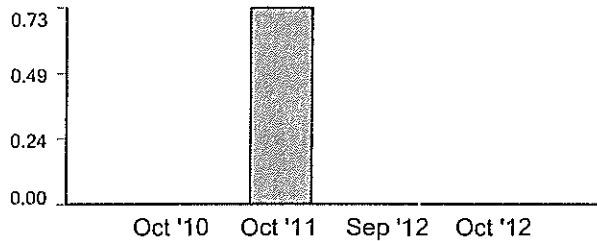
(Continued on next page)

**Service account** 3-003-4222-72  
**Service address** 8812 W AVENUE E8  
 LANCASTER, CA 93536  
**Rotating outage** Group N001

## Compare the electricity you are using

Your current read for meter 732-007673 - Nov 1 '12	85104	<i>Your next meter read will be on or about Dec 4 '12.</i>
Your previous read - Oct 1 '12	- 85104	
Difference	0	
Multiplier	x 24.00	<i>Maximum demand is 0 kW</i>
<b>Total electricity you used this month in kWh</b>	<b>0</b>	

### Your daily average electricity usage (kWh)



### Usage comparison

	Oct '10	Oct '11	Nov '11	Dec '11	Jan '12	Feb '12	Mar '12	Apr '12	May '12	Jun '12	Jul '12	Aug '12	Sep '12	Oct '12
Total kWh used	0	24	0	0	0	0	0	0	0	48	0	0	0	0
Number of days	33	33	33	30	28	30	32	29	30	28	33	29	32	31
Appx. average kWh used/day	0	0	0	0	0	0	0	0	0	1	0	0	0	0

## Details of your new charges

Your rate: PA-2  
 Billing period: Oct 1 '12 to Nov 1 '12 (31 days)

### Delivery charges

Customer charge	\$88.98
Subtotal of your new charges	\$88.98
Los Angeles Co UUT	\$88.98 x 4.50000%
<b>Your new charges</b>	<b>\$92.98</b>

### Your Delivery charges include:

- \$88.98 distribution charges

### Your overall energy charges include:

- \$0.81 franchise fees

### Additional information:

- Service voltage: 480 volts

**Service account** 3-029-3235-86  
**Service address** 9102 W AVENUE E PMP  
 LANCASTER, CA 93536  
**Rotating outage** Group N001

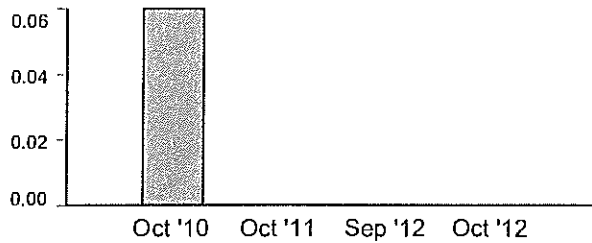
## Compare the electricity you are using

For meter 3416M-006682 from Oct 1 '12 to Nov 1 '12  
**Total electricity you used this month in kWh** 0

Your next meter read will be on or about Dec 4 '12.

	Electricity (kWh)	Maximum demand is 0 kW
Winter Season		
Mid peak	0	
Off peak	0	
<b>Total</b>	<b>0</b>	

### Your daily average electricity usage (kWh)



### Usage comparison

	Oct '10	Oct '11	Nov '11	Dec '11	Jan '12	Feb '12	Mar '12	Apr '12	May '12	Jun '12	Jul '12	Aug '12	Sep '12	Oct '12
Total kWh used	2	0	0	0	0	0	0	0	0	3	0	0	0	0
Number of days	32	33	33	30	28	30	31	29	31	28	33	28	33	31
Appx. average kWh used/day	0	0	0	0	0	0	0	0	0	0	0	0	0	0

## Details of your new charges

Your rate: TOU-PA-A  
 Billing period: Oct 1 '12 to Nov 1 '12 (31 days)

### Delivery charges

Customer charge		\$126.47
Service charge	67 HP x \$6.31000	\$422.77

### Your Delivery charges include:

- \$83.08 transmission charges
- \$466.16 distribution charges

Subtotal of your new charges		\$549.24
Los Angeles Co UUT	\$549.24 x 4.50000%	\$24.72

### Your overall energy charges include:

- \$4.97 franchise fees

**Your new charges** **\$573.96**

### Additional information:

- Service voltage: 480 volts
- Billing horsepower: 67.0 HP

Please visit us at [www.sce.com](http://www.sce.com)

Southern California Edison Company  
2244 Walnut Grove Avenue  
Rosemead, CA 91770

**NOTICE OF PUBLIC PARTICIPATION HEARINGS  
REGARDING PROPOSED RATE CHANGES BY  
SOUTHERN CALIFORNIA EDISON COMPANY (SCE)  
Application (A.) 11-03-014, et al.**

The California Public Utilities Commission (CPUC) would like to hear from you! Public Participation Hearings (PPH's) on Phase 2 of the CPUC Smart Meter Opt-Out proceedings are being held at various locations throughout California and will be facilitated by a CPUC Administrative Law Judge. The dates, times and locations of the PPH's are listed below:

Date and Time	Location
December 14, 2012 3:00 p.m.	County Administration Building Board Hearing Room 105 East Anapamu Street, 4th Floor Santa Barbara, CA 93101
December 17, 2012 6:00 p.m.	Junipero Serra State Office Building Carmel Room - Auditorium 320 West 4th Street, 1st Floor Los Angeles, CA 90013
December 18, 2012 6:00 p.m.	San Clemente Community Center Ole Hanson Fireside Room 100 N. Calle Seville San Clemente, CA 92672

The purpose of the PPH is to accept public comment from electric utility customers regarding the Phase 2 issues of the CPUC Smart Meter Opt-Out proceeding. These Phase 2 issues include:

- 1) Should more than one opt-out option be offered to customers who do not wish to have a wireless SmartMeter (e.g., a digital, non-communicating meter)? Should different fees be assessed based on the type of opt-out meter selected by the customer and, if so, what is an appropriate level for such fees?
- 2) Should all costs associated with the opt-out option be paid by only those customers electing the option, or should some portion of these costs be allocated to all ratepayers and/or to utility shareholders?
- 3) What fees should be assessed on customers who elect the opt-out option and should the fees be assessed on a per meter or per location basis?
- 4) Should there be an "exit fee" imposed on customers who elect the opt-out option and later return to a wireless SmartMeter?
- 5) Should the opt-out option be extended to local governments and communities?

SCE Representatives will be present at each site listed above to assist with individual customer concerns.

**BACKGROUND**

On February 1, 2012, the Commission issued Decision (D.) 12-02-014, which modified PG&E's SmartMeter Program to include an option for those residential customers who did not wish to have a wireless smart meter (as used in this proceeding, a wireless smart meter is a digital electric or gas meter that transmits customer usage data through radio transmission). Similar decisions were issued for SDG&E in D.12-04-019 and for SCE in D.12-04-018 (D.12-02-014, D.12-04-018 and D.12-04-019 are collectively referred to as the "Opt-Out Decisions"). The Opt-Out Decisions adopted interim fees for those customers electing to participate in the opt-out option and directed that a separate phase be initiated to consider cost and cost allocation issues associated with opt-out options. The decisions also directed that the second phase consider whether the opt-out option should be extended to communities, such as local governments and residents of apartment buildings or condominium complexes.

On June 8, 2012, CPUC Assigned Commissioner, Michael Peevey, issued a Ruling adding this required separate phase – Phase 2 – to the smart meter opt-out proceedings.

**SCE's PROPOSED RATE CHANGE**

SCE projects that its Opt-Out Program will require approximately \$21 million in revenue (\$15.010 million in operations & maintenance expenses and \$5.979 million in capital expenditures) over the 2012 through 2014 period, and requests CPUC approval to recover 100 percent of this forecasted revenue requirement through opt-out fees.

SCE proposes to recover the incremental costs associated with the Opt-Out Program from those residential customers exercising the option. The proposal includes an initial fee and monthly charges. These costs include the labor associated with the removal of the opt-out meter and the installation of the

*Continued on back*

**Privacy Notice**

SCE protects your privacy, data and energy usage information. We never sell your information. Your information will be shared only if needed to provide you with utility services, or as required by law or authorized by you. For more information, please visit [www.sce.com/privacynotice](http://www.sce.com/privacynotice).

For billing and service inquiries call 1-800-990-7788,  
 Mon - Fri 7 a.m. to 7 p.m. and Saturday 8 a.m. to 5 p.m.  
 For emergency services call 24 hrs a day, 7 days a week

Customer account 2-02-679-6045

8810 W AVENUE E8  
 LANCASTER, CA 93536-7002

Date bill prepared: Dec 12 '12

## Your account summary

Amount of your last bill	\$6,193.69
Payment we received on Nov 28 '12 - thank you	-\$6,193.69
Balance forward	\$0.00
Your new charges	\$5,134.39
<b>Total amount you owe by Dec 31 '12</b>	<b>\$5,134.39</b>

## Summary of your billing detail

Service account	Service address	Billing period	Your rate	New charges
3-000-4549-47	9102 W AVENUE E LANCASTER, CA	Nov 1 '12 to Dec 4 '12	GS-1	\$25.83
3-002-0928-62	85TH ST W & AVE.D-8 LANCASTER, CA	Nov 1 '12 to Dec 4 '12	TOU-PA-A	\$1,844.07
3-002-8233-51	8320 W AVENUE D LANCASTER, CA	Nov 1 '12 to Dec 4 '12	TOU-PA-A	\$2,528.95
3-003-4222-72	8812 W AVENUE E8 LANCASTER, CA	Nov 1 '12 to Dec 4 '12	PA-2	\$103.91
3-003-4222-73	8812 W AVENUE E8 # R LANCASTER, CA	Nov 1 '12 to Dec 4 '12	GS-1	\$57.67
3-029-3235-86	9102 W AVENUE E PMP LANCASTER, CA	Nov 1 '12 to Dec 4 '12	TOU-PA-A	\$573.96
				<b>\$5,134.39</b>

Please return the payment stub below with your payment and make your check payable to Southern California Edison.  
 If you want to pay in person, call 1-800-747-8908 for locations, or you can pay online at www.sce.com.

(574)

Tear here

Tear here





SOUTHERN CALIFORNIA  
**EDISON**<sup>®</sup>

An EDISON INTERNATIONAL<sup>®</sup> Company

P.O. Box 300  
Rosemead, CA  
91772-0001  
www.sce.com

# Your electricity bill

LAND PROJECTS MUTUAL WATER CO / Page 1 of 14

For billing and service inquiries call 1-800-990-7788,  
Mon - Fri 7 a.m. to 7 p.m. and Saturday 8 a.m. to 5 p.m.  
For emergency services call 24 hrs a day, 7 days a week

Customer account 2-02-679-6045

8810 W AVENUE E8  
LANCASTER, CA 93536-7002

Date bill prepared: Dec 12 '12

## Your account summary

Amount of your last bill	\$6,193.69
Payment we received on Nov 28 '12 - thank you	-\$6,193.69
Balance forward	\$0.00
Your new charges	\$5,134.39
<b>Total amount you owe by Dec 31 '12</b>	<b>\$5,134.39</b>

## Summary of your billing detail

Service account	Service address	Billing period	Your rate	New charges
3-000-4549-47	9102 W AVENUE E LANCASTER, CA	Nov 1 '12 to Dec 4 '12	GS-1	\$25.83
3-002-0928-62	85TH ST W & AVE.D-8 LANCASTER, CA	Nov 1 '12 to Dec 4 '12	TOU-PA-A	\$1,844.07
3-002-8233-51	8320 W AVENUE D LANCASTER, CA	Nov 1 '12 to Dec 4 '12	TOU-PA-A	\$2,528.95
3-003-4222-72	8812 W AVENUE E8 LANCASTER, CA	Nov 1 '12 to Dec 4 '12	PA-2	\$103.91
3-003-4222-73	8812 W AVENUE E8 # R LANCASTER, CA	Nov 1 '12 to Dec 4 '12	GS-1	\$57.67
3-029-3235-86	9102 W AVENUE E PMP LANCASTER, CA	Nov 1 '12 to Dec 4 '12	TOU-PA-A	\$573.96
				<b>\$5,134.39</b>

Please return the payment stub below with your payment and make your check payable to Southern California Edison.  
if you want to pay in person, call 1-800-747-8908 for locations, or you can pay online at www.sce.com.

(14-574)

Tear here

Tear here



An EDISON INTERNATIONAL® Company

---

## Things you should know

### ***SCE MAY INSPECT METERS AT ANY TIME...***

*Did You Know? SCE Workers May Inspect Electricity Meters at Any Time. Our field employees are required to randomly access and inspect the operation of Southern California Edison-owned equipment providing your home with electricity service. You can help by keeping the area around the Edison SmartConnect® meter clear of debris and obstacles.*

### ***Go Paperless...***

*Say "goodbye" to stamps and "hello" to paying your SCE bill online. Sign up for paperless billing today at [www.sce.com/paperless](http://www.sce.com/paperless).*

**Service account** 3-002-0928-62  
**Service address** 85TH ST W & AVE.D-8  
 LANCASTER, CA 93536  
**Rotating outage** Group N001

## Compare the electricity you are using

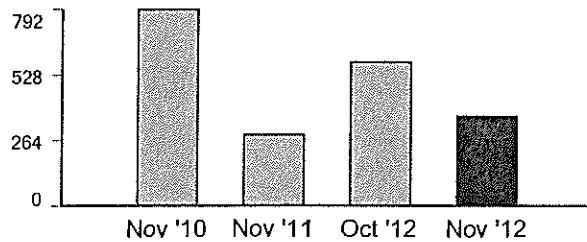
For meter 349M-007865 from Nov 1 '12 to Dec 4 '12  
**Total electricity you used this month in kWh** 11,950

Your next meter read will be on or about Jan 3 '13.

	Electricity (kWh)
Winter Season	
Mid peak	4,577
Off peak	7,373
<b>Total</b>	<b>11,950</b>

Maximum demand is 37 kW

### Your daily average electricity usage (kWh)



### Usage comparison

	Nov '10	Nov '11	Dec '11	Jan '12	Feb '12	Mar '12	Apr '12	May '12	Jun '12	Jul '12	Aug '12	Sep '12	Oct '12	Nov '12
Total kWh used	23,769	9,499	7,533	8,067	8,761	11,236	13,124	21,549	23,327	29,730	26,425	25,542	18,017	11,950
Number of days	30	33	30	28	30	32	29	30	28	33	29	32	31	33
Appx. average kWh used/day	792	287	251	288	292	351	452	718	833	900	911	798	581	362

## Details of your new charges

Your rate: TOU-PA-A

Billing period: Nov 1 '12 to Dec 4 '12 (33 days)

### Delivery charges

#### Energy-Winter

Mid peak	4,577 kWh x \$0.01216	\$55.66
Off peak	7,373 kWh x \$0.01216	\$89.66
DWR bond charge	11,950 kWh x \$0.00513	\$61.30
Customer charge		\$126.47
Service charge	155 HP x \$6.31000	\$978.05

#### Your Delivery charges include:

- \$179.54 transmission charges
- \$940.76 distribution charges
- \$1.79 nuclear decommissioning charges
- \$113.76 public purpose programs charge
- \$11.12 new system generation charge

### Generation charges

#### DWR

DWR energy credit 11,950 kWh x -\$0.00463 **-\$55.33**

#### SCE

#### Energy-Winter

Mid peak	4,577 kWh x \$0.06507	\$297.83
Off peak	7,373 kWh x \$0.02817	\$207.70

#### Your Generation charges include:

- \$7.65 competition transition charge

Subtotal of your new charges

**\$1,761.34**

#### Your overall energy charges include:

- \$15.95 franchise fees

(Continued on next page)

(Continued on next page)



An EDISON INTERNATIONAL® Company

**Service account** 3-002-8233-51  
**Service address** 8320 W AVENUE D  
 LANCASTER, CA 93536  
**Rotating outage** Group N001

## Compare the electricity you are using

For meter 345M-006794 from Nov 1 '12 to Dec 4 '12

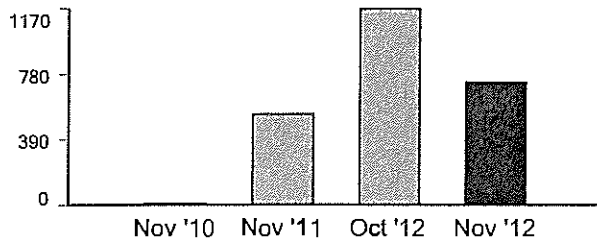
**Total electricity you used this month in kWh** 24,192

Your next meter read will be on or about Jan 3 '13.

	Electricity (kWh)
Winter Season	
Mid peak	9,214
Off peak	14,978
<b>Total</b>	<b>24,192</b>

Maximum demand is 125 kW

### Your daily average electricity usage (kWh)



Your monthly usage may be higher than usual...  
 Based on your historical usage pattern, your monthly usage is trending higher than normal. As a result, you may notice an increase in your bill. If you would like information on tips and programs that can help you lower your energy usage and your bill, please visit [www.sce.com/billhelper](http://www.sce.com/billhelper).

### Usage comparison

	Nov '10	Nov '11	Dec '11	Jan '12	Feb '12	Mar '12	Apr '12	May '12	Jun '12	Jul '12	Aug '12	Sep '12	Oct '12	Nov '12
Total kWh used	294	17,893	13,939	13,713	16,354	21,190	25,268	41,256	46,015	59,246	52,655	51,189	36,275	24,192
Number of days	30	33	31	28	30	32	29	30	28	33	29	32	31	33
Appx. average kWh used/day	9	542	449	489	545	662	871	1,375	1,643	1,795	1,815	1,599	1,170	733

## Details of your new charges

Your rate: TOU-PA-A

Billing period: Nov 1 '12 to Dec 4 '12 (33 days)

### Delivery charges

<b>Energy-Winter</b>		
Mid peak	9,214 kWh x \$0.01216	\$112.04
Off peak	14,978 kWh x \$0.01216	\$182.13
DWR bond charge	24,192 kWh x \$0.00513	\$124.10
Customer charge		\$126.47
Service charge	152 HP x \$6.31000	\$959.12

### Your Delivery charges include:

- \$162.83 transmission charges
- \$954.69 distribution charges
- \$3.63 nuclear decommissioning charges
- \$230.31 public purpose programs charge
- \$22.50 new system generation charge

### Generation charges

<b>DWR</b>		
DWR energy credit	24,192 kWh x -\$0.00463	-\$112.01
<b>SCE</b>		
<b>Energy-Winter</b>		
Mid peak	9,214 kWh x \$0.06507	\$599.55
Off peak	14,978 kWh x \$0.02817	\$421.93

### Your Generation charges include:

- \$15.48 competition transition charge

### Your overall energy charges include:

- \$21.86 franchise fees

(Continued on next page)

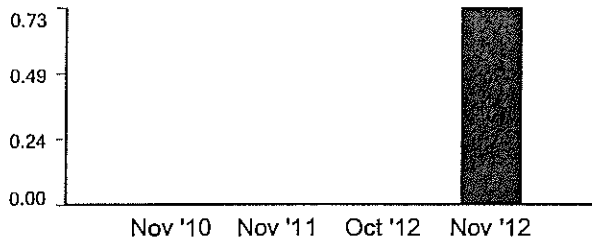
(Continued on next page)

**Service account** 3-003-4222-72  
**Service address** 8812 W AVENUE E8  
 LANCASTER, CA 93536  
**Rotating outage** Group N001

## Compare the electricity you are using

Your current read for meter 732-007673 - Dec 4 '12	85105	Your next meter read will be on or about Jan 3 '13.
Your previous read - Nov 1 '12	- 85104	
Difference	1	
Multiplier	x 24.00	Maximum demand is 1 kW
<b>Total electricity you used this month in kWh</b>	<b>24</b>	

### Your daily average electricity usage (kWh)



### Usage comparison

	Nov '10	Nov '11	Dec '11	Jan '12	Feb '12	Mar '12	Apr '12	May '12	Jun '12	Jul '12	Aug '12	Sep '12	Oct '12	Nov '12
Total kWh used	0	0	0	0	0	0	0	0	48	0	0	0	0	24
Number of days	30	33	30	28	30	32	29	30	28	33	29	32	31	33
Appx. average kWh used/day	0	0	0	0	0	0	0	0	1	0	0	0	0	0

## Details of your new charges

Your rate: PA-2  
 Billing period: Nov 1 '12 to Dec 4 '12 (33 days)

### Delivery charges

Facilities rel demand	1 kW x \$8.87000	\$8.87
Energy winter	24 kWh x \$0.01640	\$0.39
DWR bond charge	24 kWh x \$0.00513	\$0.12
Customer charge		\$88.98

**Your Delivery charges include:**

- \$1.98 transmission charges
- \$95.93 distribution charges
- \$0.27 public purpose programs charge
- \$0.05 new system generation charge

### Generation charges

DWR		
DWR energy credit	24 kWh x -\$0.00463	-\$0.11
SCE		
Energy winter	24 kWh x \$0.04897	\$1.18

**Your Generation charges include:**

- \$0.02 competition transition charge

Subtotal of your new charges		\$99.43
Los Angeles Co UUT	\$99.43 x 4.50000%	\$4.47
State tax	24 kWh x \$0.00029	\$0.01

**Your overall energy charges include:**

- \$0.90 franchise fees

**Your new charges** **\$103.91**

**Additional information:**

- Service voltage: 480 volts



An EDISON INTERNATIONAL® Company

Service account 3-029-3235-86  
 Service address 9102 W AVENUE E PMP  
 LANCASTER, CA 93536  
 Rotating outage Group N001

## Compare the electricity you are using

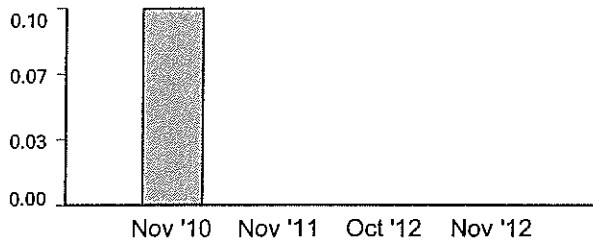
For meter 3416M-006682 from Nov 1 '12 to Dec 4 '12  
 Total electricity you used this month in kWh

0

Your next meter read will be on or about Jan 3 '13.

	Electricity (kWh)	Maximum demand is 0 kW
Winter Season		
Mid peak	0	
Off peak	0	
<b>Total</b>	<b>0</b>	

### Your daily average electricity usage (kWh)



### Usage comparison

	Nov '10	Nov '11	Dec '11	Jan '12	Feb '12	Mar '12	Apr '12	May '12	Jun '12	Jul '12	Aug '12	Sep '12	Oct '12	Nov '12
Total kWh used	3	0	0	0	0	0	0	0	3	0	0	0	0	0
Number of days	30	33	30	28	30	31	29	31	28	33	28	33	31	33
Appx. average kWh used/day	0	0	0	0	0	0	0	0	0	0	0	0	0	0

## Details of your new charges

Your rate: TOU-PA-A  
 Billing period: Nov 1 '12 to Dec 4 '12 (33 days)

### Delivery charges

Customer charge		\$126.47
Service charge	67 HP x \$6.31000	\$422.77
Subtotal of your new charges		\$549.24
Los Angeles Co UUT	\$549.24 x 4.50000%	\$24.72
<b>Your new charges</b>		<b>\$573.96</b>

### Your Delivery charges include:

- \$83.08 transmission charges
- \$466.16 distribution charges

### Your overall energy charges include:

- \$4.97 franchise fees

### Additional information:

- Service voltage: 480 volts
- Billing horsepower: 67.0 HP

Please visit us at [www.sce.com](http://www.sce.com)

## Accessing Your SCE.com Account is About to Get Easier!

We're in the process of making a change that will simplify the way you to log onto SCE.com. If your current user name isn't already set up to match your primary e-mail address, it soon will be. We're going to make that change for you, so you won't have to create, maintain, and remember a separate user name.

We'll do all the work on our side. You don't have to do anything right now to make this change take effect. After we finish the process of changing your user name, you'll be directed through a few easy steps to complete a quick e-mail address confirmation the next time you log on. After this you're done and ready to start logging on with your primary e-mail address as your user name! It's that simple.


Your new SCE.com user name is coming soon, so stay tuned. This change is designed to help improve your SCE.com experience, and we hope you'll find it makes accessing our services easier.

## You Asked, We Listened – SCE.com Will Soon Have a New Look Making it Easy to Find What You Need

Our Web team loves getting your input about what you'd like to see when you visit SCE.com to access information about our services and helpful tools. Your comments are valuable, because they help us design and improve the site to give it the features, functionality, and accessibility you need to suit your energy lifestyle.

In the near future, you'll start noticing enhancements – everything from the way SCE.com looks, to how you navigate, providing you greater ease in locating the exact information you seek.

Check in at [www.sce.com](http://www.sce.com) soon to explore and discover all the latest improvements!



## Did You Know? SCE Workers May Inspect Electricity Meters at Any Time

From time to time, our field employees are required to access and inspect the operation of Southern California Edison-owned equipment providing your home with electricity service. Our employees can complete their jobs more quickly and safely, with a little cooperation from you.

Keeping the area around the Edison SmartConnect® meter clear of debris, toys, hoses, gardening tools, equipment, overgrown vegetation, and bee or wasp nests will help protect your household members as well as our employees.

## Holiday Safety Reminders

- Do not use decorative lighting with frayed cords and wires, broken fuses or broken light bulbs.
- Do not use staples, nails or tacks to hang electrical cords. These can pierce the protective insulation.
- Use only Underwriters Laboratories (UL) approved lighting and extension cords.
- Plug no more than three strands of lights into each electrical cord/outlet.
- Ensure live trees are well watered and keep electric cords away from tree stands with water pans.
- Never use lighted candles on or near holiday trees or decorations.
- Remember to unplug decorative lights when you leave home and before going to bed.

### Safe Use of Power Cords

- Remove power cords from outlets by pulling the plug, not the cord.
- Avoid kinking, twisting, binding or walking on cords.
- Repair or replace damaged or brittle electrical cords.
- Check appliances to make sure all cords are in good condition.
- Never remove the third prong from a three-pronged plug. The third prong grounds the device and protects from faulty electrical devices.
- Put plastic safety caps in all unused wall outlets.
- Make sure extension cords are properly rated for intended use.

## Go Paperless!

Paperless Billing saves time and trees. When you enroll, we'll replace your paper bills with e-mail reminders when your online bill is ready to view, any time. You'll also get a reminder five days before your bill is due. No more worries about missing payments or losing bills!

Your online bill will arrive up to two days before you would normally



P.O. Box 300  
 Rosemead, CA  
 91772-0001  
 www.sce.com

# Your electricity bill

LAND PROJECTS MUTUAL WATER CO / Page 1 of 14

For billing and service inquiries call 1-800-990-7788,  
 Mon - Fri 7 a.m. to 7 p.m. and Saturday 8 a.m. to 5 p.m.  
 For emergency services call 24 hrs a day, 7 days a week

Customer account 2-02-679-6045

8810 W AVENUE E8  
 LANCASTER, CA 93536-7002

Date bill prepared: Jan 11 '13

## Your account summary

Amount of your last bill	\$5,134.39
Payment we received on Dec 24 '12 - thank you	-\$5,134.39
Balance forward	\$0.00
Your new charges	\$1,835.28
<b>Total amount you owe by Jan 30 '13</b>	<b>\$1,835.28</b>

## Summary of your billing detail

Service account	Service address	Billing period	Your rate	New charges
3-000-4549-47	9102 W AVENUE E LANCASTER, CA	Dec 4 '12 to Jan 3 '13	GS-1	\$23.58
3-002-0928-62	85TH ST W & AVE.D-8 LANCASTER, CA	Dec 4 '12 to Jan 3 '13	TOU-PA-A	\$1,654.71
3-002-8233-51 To be billed at a later date	8320 W AVENUE D LANCASTER, CA		TOU-PA-A	\$0.00
3-003-4222-72	8812 W AVENUE E8 LANCASTER, CA	Dec 4 '12 to Jan 3 '13	PA-2	\$104.34
3-003-4222-73	8812 W AVENUE E8 # R LANCASTER, CA	Dec 4 '12 to Jan 3 '13	GS-1	\$52.65
3-029-3235-86 To be billed at a later date	9102 W AVENUE E PMP LANCASTER, CA		TOU-PA-A	\$0.00
				<b>\$1,835.28</b>

Please return the payment stub below with your payment and make your check payable to Southern California Edison.  
 If you want to pay in person, call 1-800-747-8908 for locations, or you can pay online at www.sce.com.

(14-574) Tear here

Tear here





An EDISON INTERNATIONAL® Company

---

## Things you should know

### **Visit SCE at the World Ag Expo...**

Find out about energy saving tips, incentives and programs by visiting SCE at the World Ag Expo, Feb. 12-14 in Tulare, CA. Customers who bring a recent copy of their bill to the SCE booth #1J25 will receive a free gift, while supplies last.

### **LEGAL NOTICES...**

View notices and other important information online at [www.sce.com/notices](http://www.sce.com/notices).

### **You may notice a change in your billing statement...**

Effective 1/1/2013, the billing rates used to calculate your bill have been modified. You may notice the recurring line items in the "Details of New Charges" section which reflects the bill calculation before and after the rate change. The first line item reflects the rates prior to 1/1/2013 and the second line item reflects the rates after 1/1/2013. For more information, please visit [www.sce.com/bill\\_change](http://www.sce.com/bill_change).



An EDISON INTERNATIONAL® Company

Service account 3-002-0928-62  
 Service address 85TH ST W & AVE.D-8  
 LANCASTER, CA 93536  
 Rotating outage Group N001

## Compare the electricity you are using

For meter 349M-007865 from Dec 4 '12 to Jan 3 '13  
 Total electricity you used this month in kWh

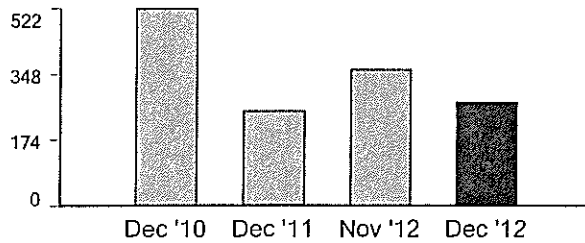
8,248

Your next meter read will be on or about Feb 1 '13.

	Electricity (kWh)
Winter Season	
Mid peak	3,607
Off peak	4,641
<b>Total</b>	<b>8,248</b>

Maximum demand is 32 kW

### Your daily average electricity usage (kWh)



### Usage comparison

	Dec '10	Dec '11	Jan '12	Feb '12	Mar '12	Apr '12	May '12	Jun '12	Jul '12	Aug '12	Sep '12	Oct '12	Nov '12	Dec '12
Total kWh used	17,241	7,533	8,067	8,761	11,236	13,124	21,549	23,327	29,730	26,425	25,542	18,017	11,950	8,248
Number of days	33	30	28	30	32	29	30	28	33	29	32	31	33	30
Appx. average kWh used/day	522	251	288	292	351	452	718	833	900	911	798	581	362	274

## Details of your new charges

Your rate: TOU-PA-A  
 Billing period: Dec 4 '12 to Jan 3 '13 (30 days)

### Delivery charges

Charge Description	Calculation	Amount
Energy-Winter		
Mid peak	3,367 kWh x \$0.01216	\$40.94
Off peak	4,332 kWh x \$0.01216	\$52.68
Mid peak	240 kWh x \$0.01198	\$2.88
Off peak	309 kWh x \$0.01198	\$3.70
DWR bond charge	7,698 kWh x \$0.00513	\$39.49
DWR bond charge	550 kWh x \$0.00493	\$2.71
Customer charge		\$118.04
Customer charge		\$8.96
Service charge	155 HP x \$6.31000 x 28/30 days	\$912.85
Service charge	155 HP x \$6.64000 x 2/30 days	\$68.61

### Your Delivery charges include:

- \$183.56 transmission charges
- \$935.75 distribution charges
- \$1.23 nuclear decommissioning charges
- \$78.44 public purpose programs charge
- \$7.69 new system generation charge

### Your Generation charges include:

- \$5.28 competition transition charge

### Your overall energy charges include:

- \$14.32 franchise fees

### Generation charges

DWR		
DWR energy credit	7,698 kWh x -\$0.00463	-\$35.64
DWR energy credit	550 kWh x -\$0.00097	-\$0.53

### Additional information:

- Service voltage: 480 volts
- Billing horsepower: 155.0 HP

(Continued on next page)



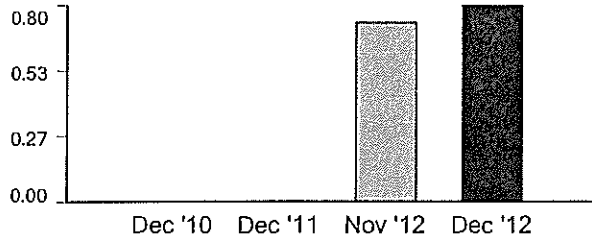
An EDISON INTERNATIONAL® Company

Service account 3-003-4222-72  
 Service address 8812 W AVENUE E8  
 LANCASTER, CA 93536  
 Rotating outage Group N001

## Compare the electricity you are using

Your <i>estimated</i> read for meter 732-007673 - Jan 3 '13	85106	Your next meter read will be on or about Feb 1 '13.
Your previous read - Dec 4 '12	- 85105	
Difference	1	
Multiplier	x 24.00	
<b>Total electricity you used this month in kWh</b>	<b>24</b>	<i>Maximum demand is 1 kW</i>

### Your daily average electricity usage (kWh)



### Usage comparison

	Dec '10	Dec '11	Jan '12	Feb '12	Mar '12	Apr '12	May '12	Jun '12	Jul '12	Aug '12	Sep '12	Oct '12	Nov '12	Dec '12
Total kWh used	0	0	0	0	0	0	0	48	0	0	0	0	24	24
Number of days	33	30	28	30	32	29	30	28	33	29	32	31	33	30
Appx. average kWh used/day	0	0	0	0	0	0	0	1	0	0	0	0	0	0

## Details of your new charges

Your rate: PA-2  
 Billing period: Dec 4 '12 to Jan 3 '13 (30 days)

### Delivery charges

Facilities rel demand	1 kW x \$8.87000 x 28/30 days	\$8.28
Facilities rel demand	1 kW x \$9.31000 x 2/30 days	\$0.62
Energy winter	22 kWh x \$0.01640	\$0.36
Energy winter	2 kWh x \$0.01559	\$0.03
DWR bond charge	22 kWh x \$0.00513	\$0.11
DWR bond charge	2 kWh x \$0.00493	\$0.01
Customer charge		\$83.05
Customer charge		\$6.30

### Your Delivery charges include:

- \$1.98 transmission charges
- \$96.33 distribution charges
- \$0.27 public purpose programs charge
- \$0.05 new system generation charge

### Generation charges

DWR		
DWR energy credit	22 kWh x -\$0.00463	-\$0.10
SCE		
Energy winter	22 kWh x \$0.04897	\$1.08
Energy winter	2 kWh x \$0.05152	\$0.10

### Your Generation charges include:

- \$0.02 competition transition charge

### Your overall energy charges include:

- \$0.90 franchise fees

### Additional information:

- Service voltage: 480 volts

Subtotal of your new charges \$99.84

(Continued on next page)



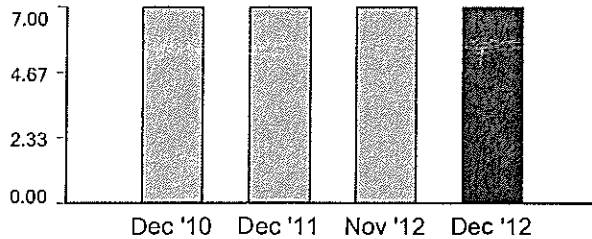
An EDISON INTERNATIONAL® Company

Service account 3-003-4222-73  
 Service address 8812 W AVENUE E8 # R  
 LANCASTER, CA 93536  
 Rotating outage Group N001

## Compare the electricity you are using

Your <i>estimated</i> read for meter 7-643061 - Jan 3 '13	9543	Your next meter read will be on or about Feb 1 '13.
Your previous read - Dec 4 '12	- 9333	
<b>Total electricity you used this month in kWh</b>	<b>210</b>	

### Your daily average electricity usage (kWh)



### Usage comparison

	Dec '10	Dec '11	Jan '12	Feb '12	Mar '12	Apr '12	May '12	Jun '12	Jul '12	Aug '12	Sep '12	Oct '12	Nov '12	Dec '12
Total kWh used	231	210	826	463	462	180	207	215	352	389	297	209	231	210
Number of days	33	30	28	30	32	29	30	28	33	29	32	31	33	30
Appx. average kWh used/day	7	7	29	15	14	6	6	7	10	13	9	6	7	7

## Details of your new charges

Your rate: GS-1  
 Billing period: Dec 4 '12 to Jan 3 '13 (30 days)

#### Delivery charges

Energy winter	196 kWh x \$0.06260	\$12.27
Energy winter	14 kWh x \$0.06374	\$0.89
DWR bond charge	196 kWh x \$0.00513	\$1.01
DWR bond charge	14 kWh x \$0.00493	\$0.07
Customer charge	28 days x \$0.74900	\$20.97
Customer charge	2 days x \$0.79600	\$1.59

#### Your Delivery charges include:

- \$2.34 transmission charges
- \$30.07 distribution charges
- \$0.03 nuclear decommissioning charges
- \$2.78 public purpose programs charge
- \$0.45 new system generation charge

#### Generation charges

<i>DWR</i>		
DWR energy credit	196 kWh x -\$0.00463	-\$0.91
DWR energy credit	14 kWh x -\$0.00097	-\$0.01
<i>SCE</i>		
Energy winter	196 kWh x \$0.06848	\$13.42
Energy winter	14 kWh x \$0.07377	\$1.03

#### Your Generation charges include:

- \$0.22 competition transition charge
- Your overall energy charges include:**
- \$0.46 franchise fees

Subtotal of your new charges		\$50.33
Los Angeles Co UUT	\$50.33 x 4.50000%	\$2.26
State tax	210 kWh x \$0.00029	\$0.06
<b>Your new charges</b>		<b>\$52.65</b>

#### Additional information:

- Service voltage: 240 volts

## Rates Are Changing – We Have Helpful Solutions for Your Business

At SCE, we continually work to make sure you have access to safe, reliable, affordable electricity. As part of our long-term plan for continued system maintenance and upgrades, and to integrate more renewable energy into the grid, we perform ongoing work on our infrastructure. Electricity rates are changing to support this ongoing maintenance, as well as to adjust for changes in the cost of power, and to maintain compliance with California's environmental standards.

We have a variety of solutions and tools available to help you manage your energy usage and minimize the potential impact to your monthly bill:

### Online Services

SCE's My Account makes it easy for you to track and manage your energy usage and bills online. Budget Assistant is a My Account tool that lets you monitor your electricity costs and set a monthly spending goal, to help you avoid end-of-the-month surprises.

### Smart Business Solutions

We know you're always looking for that competitive advantage, and reducing your operating expenses is one way to do that. SCE has incentives and rebates to help you increase your energy efficiency and lower your costs.

### Demand Response Programs for Greater Savings

If you have the flexibility to shift your energy usage when demand is high, you may benefit from Demand Response programs that can give your bottom line a boost. We can also work with you to customize an energy saving strategy specifically for your business.

As we invest in a smarter, reliable energy future, we're dedicated to helping you find ways to save. For more information on how we can help you manage your energy costs, visit

[www.sce.com/BusinessHelper](http://www.sce.com/BusinessHelper).

## My Account Simplifies Viewing Your SCE Statement

Looking for an easy way to view your most current SCE statement online? Visit [www.sce.com](http://www.sce.com) and register for My Account. It's efficient and secure, and there's no cost to you.

You're qualified to sign up for My Account if you already receive a bill from us. Just enter a personal user ID and password, and you'll get an account login you can use to access all your SCE accounts online.

My Account brings you these time-saving benefits:

- Watch all your accounts from one online location, using one password.

- Examine up to 36 months of usage, billing, and payment history.
- Look at meter data and usage details for any statement date.
- Analyze usage between statement dates.
- Send usage data to document tools like Excel, for closer inspection.
- Evaluate your account information any time, including your current account balance and due date, next statement date, and whether your account is past due.
- Make a payment today, posted to your account in 1-2 business days.
- View your SCE deposit status.

### View All Your SCE Customer Accounts

With My Account, you'll have a complete list of all your SCE customer accounts. It's not necessary to sign up each separate account for SCE online products and services.

### Data Security

It's important to keep your data secure. If you're a large business customer or an Energy Service Provider, to ensure data security, please contact your SCE Account Representative to get enrolled in My Account. All other customers can register at [www.SCE.com](http://www.SCE.com). For your protection, SCE allows only one user at a time to access each individual customer account number, so only one user at a time can view or pay the statement online.

Your time is valuable. Make the most of this resourceful way to keep an eye on your account information. For more details on My Account, visit [www.sce.com/MySCEcom/LearnMore](http://www.sce.com/MySCEcom/LearnMore).

## SCE EnergyManager<sup>®</sup>: Tools For Managing Your Business Energy Usage

The SCE EnergyManager<sup>®</sup> suite of Internet-based tools is designed to help you monitor, analyze, and report your business energy usage. This powerful application enables you to collect data, create reports from your data, and use it to take control over your energy expenses.

Businesses often struggle with understanding their patterns of energy consumption and how it affects their bottom line. From facilities to finance managers, the SCE EnergyManager suite provides flexible reporting of summary and detailed cost and usage data for multiple service accounts, and convenient printable tables, charts, graphs and data exports. Analysis tools help in making cost-effective decisions regarding load shifting, load reductions, efficiency measures and Demand Response (DR) programs.

The SCE EnergyManager suite is offered in the following modules:

- **SCE EnergyManager<sup>®</sup> Basic:** Our most popular monitoring and reporting tool, it allows views and reporting of usage in 15-minute



An EDISON INTERNATIONAL® Company

intervals.

- **SCE Cost Manager®:** This provides a closer look at how energy usage translates into costs with near-real-time data. It identifies highs, lows, trends and potential load shift savings, and also includes a side-by-side rate comparison function.
- **SCE Bill Manager®:** This gives access to billing details in advance of paper billing, and bill history up to 48 months. In addition, it allows users to calculate variances and benchmark facility costs and usage.

Enhanced features allow viewing of up to 100 service accounts for comprehensive reporting including unbilled usage data to assist customers in anticipating end-of-cycle costs. SCE EnergyManager customers who also have Edison SmartConnect® meters will be able to view and generate reports as they become available on their SCE EnergyManager site. The SCE EnergyManager suite is now supported by Microsoft Internet Explorer® 7.0 and 8.0, Firefox and Google Chrome™ browser platforms.

For questions about the SCE EnergyManager suite of tools, contact your SCE Account Representative, or call the SCE EnergyManager Help Desk at 1-888-462-7078. For more information, visit [www.sce.com/energymanager](http://www.sce.com/energymanager).

THIS HEALTH LICENSE MUST BE CONSPICUOUSLY DISPLAYED AT PLACE OF BUSINESS

76P861 (REV 5/01)

COUNTY OF LOS ANGELES

00634

See Reverse Side


# PUBLIC HEALTH LICENSE

Issued to:

X

LAND PROJECT MUTUAL WATER CO  
LAND PROJECT MUTUAL WATER CO  
8810 W AVE E-8  
LANCASTER, CA 93536

5630  
082546



30

PUBLIC WATER SYST (200-1000)

COUNTY OF LOS ANGELES

LOCATION OF BUSINESS BEING LICENSED

8810 W AVE E-8 LAN 93536

*Mark J. Salgado*  
MARK J. SALGADO  
COUNTY TAX COLLECTOR

*Wendy J. White*  
WENDY L. WHITE  
COUNTY AUDITOR

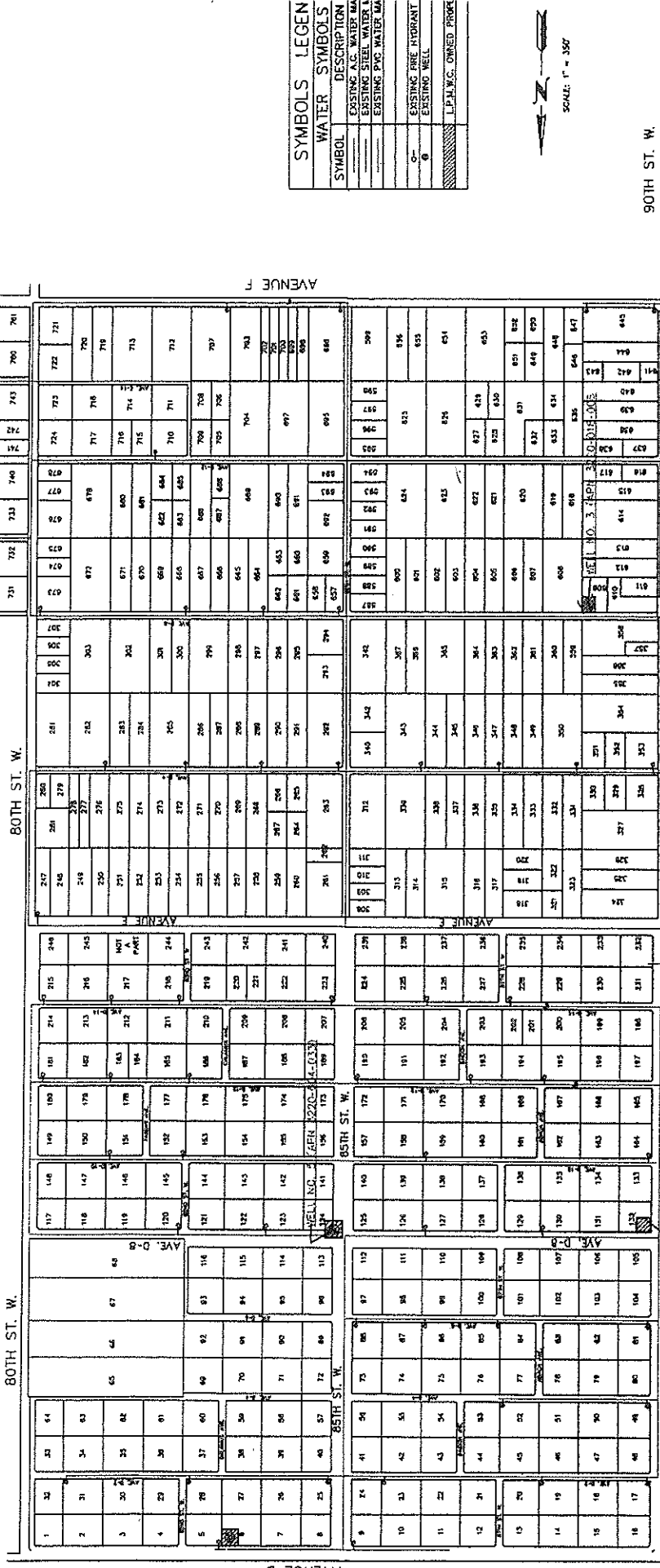
OWNERSHIP OF THIS LICENSE IS NOT TRANSFERABLE

(APN 3220-011-033)

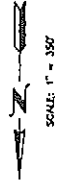
80TH ST. W.

80TH ST. W.

AVENUE F



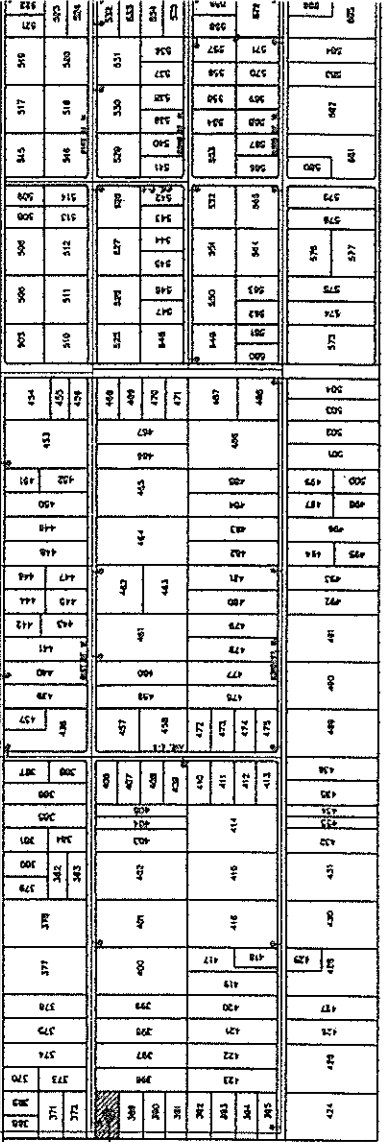
SYMBOLS LEGEN	
SYMBOL	DESCRIPTION
[Symbol]	EXISTING A.C. WATER MA
[Symbol]	EXISTING STEEL WATER MA
[Symbol]	EXISTING P.V.C. WATER MA
[Symbol]	EXISTING FIRE HYDRANT
[Symbol]	EXISTING WELL
[Symbol]	L.P.M.W.C. OWNED PROPE



90TH ST. W.

(APN 3220-002-034)

90TH ST. W.



WELL NO. 1 (APN 3220-002-034)

LAND PROJECTS MUTUAL  
WATER COMPANY

EXISTING WATER  
SYSTEM LAYOUT

1 OF 1





## *Land Projects Mutual Water Company*

8810 West Avenue E-8  
Antelope Acres, CA 93536  
Bus (661) 948-2550  
Fax (661) 948-3622

Costy Von Massenbach ....President  
Jeff Bower.....Vice President  
Debbie Boyd..... Secretary  
Biff Baker..... Treasure  
Phil Sheppard.....Director

June 5, 2012

Land Projects Mutual Water Company has 761 lots in it's water district.

559 of those lots have meters

24 of those meters are on vacant lots (16 of those are on standby billing)

There are 5 houses that each have 2 meters

There are 226 vacant lots

202 of them are on standby with no meter

6 of those lots have an address, but there was never a house built

There have been 155 houses built since 1990

Land Projects Mutual Water Co.  
Customer Usage Report - Usage Order

From: 1/1/2011

To: 12/31/2011

Customer Name		Service Address						Usage	Multiplier	Usage w/ Multiplier
Last	First	Number	Street Name	Apt.	City	State	Zip Code			
Stella Hernandez	Frank Aguilar &	8140	West Avenue E-8		Antelope Acr	Ca	93536	1,665,080	1	1,665,080
Osorio	Ramona	47207	92nd Street West		Antelope Acr	CA	93536	567,420	1	567,420
James	Jesse	48155	93rd Street West		Antelope Acr	CA	93536	431,150	1	431,150
Ward	William	47557	90th Street West		Antelope Acr	CA	93536	421,240	1	421,240
Boyd	Russell	47805	91st Street West		Antelope Acr	CA	93536	418,340	1	418,340
Boyd	Russell	47805	91st Street West		Antelope Acr	CA	93536	391,540	1	391,540
Sims	Gary	47925	80th Street West		Antelope Acr	CA	93536	385,600	1	385,600
James	Jesse	48155	93rd Street West		Antelope Acr	CA	93536	347,400	1	347,400
Boyd	Russell	47805	91st Street West		Antelope Acr	CA	93536	319,780	1	319,780
James	Jesse	48155	93rd Street West		Antelope Acr	CA	93536	310,560	1	310,560
Sims	Gary	47925	80th Street West		Antelope Acr	CA	93536	303,760	1	303,760
Ward	William	47557	90th Street West		Antelope Acr	CA	93536	297,120	1	297,120
Fiala	Roger	8146	West Avenue E		Antelope Acr	CA	93536	289,920	1	289,920
Trenouth	Martin	8716	West Avenue D-6		Antelope Acr	CA	93536	280,340	1	280,340
Sims	Gary	47925	80th Street West		Antelope Acr	CA	93536	277,490	1	277,490
& Johnny Lee	Barbara Ruggiero	48240	90th Street West		Antelope Acr	CA	93536	263,160	1	263,160
Sims	Gary	47925	80th Street West		Antelope Acr	CA	93536	261,010	1	261,010
Villars	Burlin	9139	West Avenue F-8		Antelope Acr	CA	93536	257,530	1	257,530
James	Jesse	48155	93rd Street West		Antelope Acr	CA	93536	256,800	1	256,800
Ward	William	47557	90th Street West		Antelope Acr	CA	93536	250,480	1	250,480
James	Jesse	48155	93rd Street West		Antelope Acr	CA	93536	246,960	1	246,960
Trenouth	Martin	8716	West Avenue D-6		Antelope Acr	CA	93536	243,540	1	243,540
Ward	William	47557	90th Street West		Antelope Acr	CA	93536	239,920	1	239,920
Holm-Hansen	Brian & Ivett	8344	West Avenue D-12		Antelope Acr	CA	93536	236,960	1	236,960
James	Jesse	48155	93rd Street West		Antelope Acr	CA	93536	231,400	1	231,400
Ward	William	47557	90th Street West		Antelope Acr	CA	93536	227,180	1	227,180
Martinez	Jose & Veronica	47911	90th Street West		Antelope Acr	CA	93536	226,000	1	226,000
Jamison	Richard & Norma	47540	93rd Street West		Antelope Acr	CA	93536	225,900	1	225,900
Gustason	Mark	8211	West Avenue E-12		Antelope Acr	Ca	93536	219,820	1	219,820
Ehlers	Stephen	8115	West Avenue D-2		Antelope Acr	Ca	93536	217,510	1	217,510
Llarena	Joseph & Joy	8553	West Avenue F		Antelope Acr	CA	93536	214,440	1	214,440
Boyd	Russell	47805	91st Street West		Antelope Acr	CA	93536	213,500	1	213,500
Llarena	Joseph & Joy	8553	West Avenue F		Antelope Acr	CA	93536	212,160	1	212,160
Tami	Curtis Scott	47820	91st Street West		Antelope Acr	CA	93536	211,920	1	211,920
Jump	James	8640	West Avenue E		Antelope Acr	CA	93536	209,630	1	209,630
Jamison	Richard & Norma	47540	93rd Street West		Antelope Acr	CA	93536	204,650	1	204,650
Von Massenbach	Costy	9125	West Avenue F		Antelope Acr	CA	93536	202,420	1	202,420
Llarena	Joseph & Joy	8553	West Avenue F		Antelope Acr	CA	93536	198,430	1	198,430
Trenouth	Martin	8716	West Avenue D-6		Antelope Acr	CA	93536	197,040	1	197,040
& Johnny Lee	Barbara Ruggiero	48240	90th Street West		Antelope Acr	CA	93536	195,650	1	195,650
Holm-Hansen	Brian & Ivett	8344	West Avenue D-12		Antelope Acr	CA	93536	195,470	1	195,470
Boyd	Debbie	8839	West Avenue D-6		Antelope Acr	CA	93536	194,380	1	194,380
Boyd	Russell	47805	91st Street West		Antelope Acr	CA	93536	192,640	1	192,640
Walker	Larry	8718	West Avenue D-12		Antelope Acr	CA	93536	191,580	1	191,580
Fortin	Ray	8705	West Avenue E-8		Antelope Acr	CA	93536	191,480	1	191,480
Hinkel	Trent	8831	West Avenue E-4		Antelope Acr	CA	93536	189,380	1	189,380
Benavidez	Paula	48256	93rd Street West		Antelope Acr	CA	93536	188,790	1	188,790
Hylton	Richard & Margar	8585	West Avenue E		Antelope Acr	Ca	93536	187,170	1	187,170
& Johnny Lee	Barbara Ruggiero	48240	90th Street West		Antelope Acr	CA	93536	185,850	1	185,850
Trenouth	Martin	8716	West Avenue D-6		Antelope Acr	CA	93536	185,310	1	185,310
Thompson	Allen	8748	West Avenue D-12		Antelope Acr	CA	93536	184,520	1	184,520
Harrington	Billy & Ryan	8217	West Avenue D-12		Antelope Acr	CA	93536	184,460	1	184,460

Customer Name		Service Address					Usage	Multiplier	Usage w/ Multiplier	
Last	First	Number	Street Name	Apt.	City	State	Zip Code	Usage	Multiplier	Multiplier
Pineda	Carlos	47747	90th Street West		Antelope Acr	CA	93536	183,810	1	183,810
Gustason	Mark	8211	West Avenue E-12		Antelope Acr	Ca	93536	181,130	1	181,130
Sanders	Nathan	8751	West Avenue E		Antelope Acr	CA	93536	180,990	1	180,990
Mastropietro	Mark & Sheri	8142	West Avenue D-2		Antelope Acr	Ca	93536	180,780	1	180,780
Jamison	Richard & Norma	47540	93rd Street West		Antelope Acr	CA	93536	176,820	1	176,820
Hand	Curt	8224	West Avenue D-4		Antelope Acr	Ca	93536	176,820	1	176,820
McCormick	Brian	47855	85th Street West		Antelope Acr	CA	93536	176,370	1	176,370
Jump	James	8640	West Avenue E		Antelope Acr	CA	93536	174,990	1	174,990
Benavidez	Paula	48256	93rd Street West		Antelope Acr	CA	93536	174,640	1	174,640
James	Jesse	48155	93rd Street West		Antelope Acr	CA	93536	174,010	1	174,010
Llarena	Joseph & Joy	8553	West Avenue F		Antelope Acr	CA	93536	173,730	1	173,730
Hylton	Richard & Margar	8585	West Avenue E		Antelope Acr	Ca	93536	172,880	1	172,880
Thomas	Chad & Arlene	47840	91st Street West		Antelope Acr	CA	93536	172,730	1	172,730
Trenouth	Martin	8716	West Avenue D-6		Antelope Acr	CA	93536	172,040	1	172,040
Berry	Chad	47849	91st Street West		Antelope Acr	CA	93536	172,020	1	172,020
Financial Services	All American	47912	80th Street West		Antelope Acr	Ca	93536	172,020	1	172,020
& Johnny Lee	Barbara Ruggiero	48240	90th Street West		Antelope Acr	CA	93536	171,850	1	171,850
Ward	Ronald	7843	West Avenue F		Antelope Acr	Ca	93536	171,350	1	171,350
Berry	Chad	47849	91st Street West		Antelope Acr	CA	93536	171,220	1	171,220
McCormick	Brian	47855	85th Street West		Antelope Acr	CA	93536	171,140	1	171,140
Bradfield	Michael	8148	West Avenue D-8		Antelope Acr	CA	93536	170,260	1	170,260
Jamison	Richard & Norma	47540	93rd Street West		Antelope Acr	CA	93536	169,810	1	169,810
Bradfield	Michael	8148	West Avenue D-8		Antelope Acr	CA	93536	169,190	1	169,190
MacKenzie	Carol & Larry	8037	West Avenue E-14		Antelope Acr	CA	93536	168,920	1	168,920
Walker	Larry	8718	West Avenue D-12		Antelope Acr	CA	93536	168,840	1	168,840
Maria	Ronald	9126	West Avenue E		Antelope Acr	CA	93536	167,690	1	167,690
Ehlers	Stephen	8115	West Avenue D-2		Antelope Acr	Ca	93536	167,490	1	167,490
Trenouth	Martin	8716	West Avenue D-6		Antelope Acr	CA	93536	166,600	1	166,600
Love	Tod & Brooke	48441	82nd Street West		Antelope Acr	Ca	93536	165,380	1	165,380
Sims	Gary	47925	80th Street West		Antelope Acr	CA	93536	165,190	1	165,190
Peters	Sheri	8117	West Avenue F		Antelope Acr	CA	93536	164,670	1	164,670
Von Massenbach	Costy	9125	West Avenue F		Antelope Acr	CA	93536	163,200	1	163,200
Sanders	Nathan	8751	West Avenue E		Antelope Acr	CA	93536	163,070	1	163,070
Zamrzla	Robert	8741	West Avenue E-4		Antelope Acr	CA	93536	162,230	1	162,230
Von Massenbach	Costy	9125	West Avenue F		Antelope Acr	CA	93536	161,460	1	161,460
Grillon	Stephen & Laura	8115	West Avenue D-12		Antelope Acr	Ca	93536	161,240	1	161,240
Ehlers	Stephen	8115	West Avenue D-2		Antelope Acr	Ca	93536	160,970	1	160,970
Hylton	Richard & Margar	8585	West Avenue E		Antelope Acr	Ca	93536	160,740	1	160,740
& Johnny Lee	Barbara Ruggiero	48240	90th Street West		Antelope Acr	CA	93536	159,860	1	159,860
Ward	William	47557	90th Street West		Antelope Acr	CA	93536	159,810	1	159,810
Grimm	Glen & Sally	49121	80th Street West		Antelope Acr	CA	93536	159,750	1	159,750
Tapia	Charles & Carme	8118	West Avenue E		Antelope Acr	CA	93536	158,160	1	158,160
Jamison	Richard & Norma	47540	93rd Street West		Antelope Acr	CA	93536	157,490	1	157,490
Benavidez	Paula	48256	93rd Street West		Antelope Acr	CA	93536	156,920	1	156,920
Hunt	James	8255	West Avenue E		Antelope Acr	CA	93536	156,400	1	156,400
Ward	William	47557	90th Street West		Antelope Acr	CA	93536	155,610	1	155,610
Ehlers	Stephen	8115	West Avenue D-2		Antelope Acr	Ca	93536	154,860	1	154,860
Fortin	Ray	8705	West Avenue E-8		Antelope Acr	CA	93536	154,700	1	154,700
Valdivia	Alfred & Sandra	47411	90th Street West		Antelope Acr	CA	93536	153,690	1	153,690
Lucero	Tricia	48021	93rd Street West		Antelope Acr	CA	93536	153,470	1	153,470
Jamison	Richard & Norma	47540	93rd Street West		Antelope Acr	CA	93536	153,460	1	153,460
Zamora	Geobalda	8852	West Avenue D-12		Antelope Acr	CA	93536	153,460	1	153,460
Guenther	Glenn	9217	West Avenue F		Antelope Acr	CA	93536	153,260	1	153,260
Sanders	Nathan	8751	West Avenue E		Antelope Acr	CA	93536	152,960	1	152,960
Financial Services	All American	47912	80th Street West		Antelope Acr	Ca	93536	152,310	1	152,310
Villars	Burlin	9139	West Avenue F-8		Antelope Acr	CA	93536	152,090	1	152,090
Parsons	David	47231	92nd Street West		Antelope Acr	CA	93536	151,200	1	151,200

Customer Name		Service Address					Usage	Multiplier	Usage w/ Multiplier	
Last	First	Number	Street Name	Apt.	City	State	Zip Code			
Berry	Chad	47849	91st Street West		Antelope Acr	CA	93536	150,760	1	150,760
Dennett	Kristine & Scott	8717	West Avenue D-2		Antelope Acr	Ca	93536	150,500	1	150,500
& Johnny Lee	Barbara Ruggiero	48240	90th Street West		Antelope Acr	CA	93536	149,010	1	149,010
Billet	Dennis	48430	85th Street West		Antelope Acr	CA	93536	148,220	1	148,220
Austin	Don	47858	85th Street West		Antelope Acr	CA	93536	148,160	1	148,160
Boyd	Russell	47805	91st Street West		Antelope Acr	CA	93536	147,960	1	147,960
Thomas	Frank & Melinda	47327	91st Street West		Antelope Acr	CA	93536	147,790	1	147,790
Ward	Ronald	7843	West Avenue F		Antelope Acr	Ca	93536	147,490	1	147,490
Jamison	Richard & Norma	47540	93rd Street West		Antelope Acr	CA	93536	147,170	1	147,170
Dennett	Kristine & Scott	8717	West Avenue D-2		Antelope Acr	Ca	93536	147,070	1	147,070
Dennett	Kristine & Scott	8717	West Avenue D-2		Antelope Acr	Ca	93536	146,960	1	146,960
Gustason	Mark	8211	West Avenue E-12		Antelope Acr	Ca	93536	146,830	1	146,830
Prenosil	Richard	8056	West Avenue D-10		Antelope Acr	Ca	93536	146,730	1	146,730
Berry	Chad	47849	91st Street West		Antelope Acr	CA	93536	146,510	1	146,510
Thompson	Allen	8748	West Avenue D-12		Antelope Acr	CA	93536	146,390	1	146,390
Hinkel	Trent	8831	West Avenue E-4		Antelope Acr	CA	93536	146,040	1	146,040
Walker	Larry	8718	West Avenue D-12		Antelope Acr	CA	93536	145,320	1	145,320
Bradfield	Michael	8148	West Avenue D-8		Antelope Acr	CA	93536	145,100	1	145,100
Thompson	Allen	8748	West Avenue D-12		Antelope Acr	CA	93536	144,780	1	144,780
Tami	Curtis Scott	47820	91st Street West		Antelope Acr	CA	93536	144,710	1	144,710
Villars	Burlin	9139	West Avenue F-8		Antelope Acr	CA	93536	144,420	1	144,420
Hunt	James	8255	West Avenue E		Antelope Acr	CA	93536	144,070	1	144,070
Hylton	Richard & Margar	8585	West Avenue E		Antelope Acr	Ca	93536	143,690	1	143,690
Gustason	Mark	8211	West Avenue E-12		Antelope Acr	Ca	93536	142,810	1	142,810
Gustason	Mark	8211	West Avenue E-12		Antelope Acr	Ca	93536	141,360	1	141,360
Billet	Dennis	48430	85th Street West		Antelope Acr	CA	93536	141,050	1	141,050
Jump	James	8640	West Avenue E		Antelope Acr	CA	93536	140,860	1	140,860
Thomas	Chad & Arlene	47840	91st Street West		Antelope Acr	CA	93536	140,810	1	140,810
Anguiano	Felipe	48210	91st Street West		Antelope Acr	Ca	93536	140,640	1	140,640
Pahle	Joseph	8625	West Avenue D-8		Antelope Acr	CA	93536	140,570	1	140,570
Financial Services	All American	47912	80th Street West		Antelope Acr	Ca	93536	140,340	1	140,340
Ritter	Andria	47932	90th Street West		Antelope Acr	CA	93536	140,200	1	140,200
Clemans	Herman	9113	West Avenue E-8		Antelope Acr	CA	93536	139,860	1	139,860
Anguiano	Felipe	48210	91st Street West		Antelope Acr	Ca	93536	139,600	1	139,600
Houghton	John	47711	93rd Street West		Antelope Acr	CA	93536	139,280	1	139,280
Financial Services	All American	47912	80th Street West		Antelope Acr	Ca	93536	138,730	1	138,730
Peters	Sheri	8117	West Avenue F		Antelope Acr	CA	93536	138,590	1	138,590
Hartz	Jerry & Sarah	9035	West Avenue F		Antelope Acr	CA	93536	138,580	1	138,580
McCormick	Brian	47855	85th Street West		Antelope Acr	CA	93536	138,510	1	138,510
Jump	James	8640	West Avenue E		Antelope Acr	CA	93536	138,430	1	138,430
Hinkel	Trent	8831	West Avenue E-4		Antelope Acr	CA	93536	137,880	1	137,880
O'Neil	Peter	8849	West Avenue D-10		Antelope Acr	CA	93536	137,560	1	137,560
Harris	Johnathan & Jan	8625	West Avenue D-12		Antelope Acr	Ca	93536	137,194	1	137,194
& Nathaniel McKay	Norman Phillips	8540	West Avenue E		Antelope Acr	Ca	93536	136,860	1	136,860
Thompson	Allen	8748	West Avenue D-12		Antelope Acr	CA	93536	136,460	1	136,460
Boyd	Debbie	8839	West Avenue D-6		Antelope Acr	CA	93536	135,750	1	135,750
Von Massenbach	Costy	9125	West Avenue F		Antelope Acr	CA	93536	135,550	1	135,550
Thomas	Chad & Arlene	47840	91st Street West		Antelope Acr	CA	93536	135,420	1	135,420
Valdivia	Alfred & Sandra	47411	90th Street West		Antelope Acr	CA	93536	135,040	1	135,040
Hand	Curt	8224	West Avenue D-4		Antelope Acr	Ca	93536	134,850	1	134,850
Maria	Ronald	9126	West Avenue E		Antelope Acr	CA	93536	134,830	1	134,830
Silva	Nancy	9226	West Avenue E		Antelope Acr	CA	93536	133,850	1	133,850
Grimm	Glen & Sally	49121	80th Street West		Antelope Acr	CA	93536	133,770	1	133,770
Tami	Curtis Scott	47820	91st Street West		Antelope Acr	CA	93536	133,730	1	133,730
Lopshire	James	47808	93rd Street West		Antelope Acr	CA	93536	133,130	1	133,130
Dowling	Annette	48038	93rd Street West		Antelope Acr	CA	93536	133,040	1	133,040
McCormick	Brian	47855	85th Street West		Antelope Acr	CA	93536	132,650	1	132,650

Customer Name		Service Address						Usage	Multiplier	Usage w/ Multiplier
Last	First	Number	Street Name	Apt.	City	State	Zip Code			
Pineda	Carlos	47747	90th Street West		Antelope Acr	CA	93536	132,460	1	132,460
Christensen	Dave	9123	West Avenue E-8		Antelope Acr	CA	93536	132,460	1	132,460
Satorius	Steven	8641	West Avenue E-4		Antelope Acr	CA	93536	132,430	1	132,430
Thomas	Chad & Arlene	47840	91st Street West		Antelope Acr	CA	93536	132,400	1	132,400
Llarena	Joseph & Joy	8553	West Avenue F		Antelope Acr	CA	93536	132,360	1	132,360
Hinkel	Trent	8831	West Avenue E-4		Antelope Acr	CA	93536	132,190	1	132,190
Johnstone	Diane	8611	West Avenue E-4		Antelope Acr	CA	93536	131,950	1	131,950
Iribarren	Jose	8333	West Avenue F		Antelope Acr	CA	93536	131,290	1	131,290
Boyd	Debbie	8839	West Avenue D-6		Antelope Acr	CA	93536	131,130	1	131,130
Pahle	Joseph	8625	West Avenue D-8		Antelope Acr	CA	93536	130,900	1	130,900
Love	Tod & Brooke	48441	82nd Street West		Antelope Acr	Ca	93536	130,660	1	130,660
Nicholson	Mark	47839	85th Street West		Antelope Acr	CA	93536	130,010	1	130,010
Sanders	Nathan	8751	West Avenue E		Antelope Acr	CA	93536	129,310	1	129,310
Fortin	Ray	8705	West Avenue E-8		Antelope Acr	CA	93536	128,800	1	128,800
Tapia	Charles & Carme	8118	West Avenue E		Antelope Acr	CA	93536	128,500	1	128,500
Hylton	Richard & Margar	8585	West Avenue E		Antelope Acr	Ca	93536	128,430	1	128,430
Thompson	Allen	8748	West Avenue D-12		Antelope Acr	CA	93536	128,340	1	128,340
Payne	Joseph	8325	West Avenue E		Antelope Acr	CA	93536	128,230	1	128,230
Grimm	Glen & Sally	49121	80th Street West		Antelope Acr	CA	93536	128,220	1	128,220
Hunt	James	8255	West Avenue E		Antelope Acr	CA	93536	128,060	1	128,060
Walker	Larry	8718	West Avenue D-12		Antelope Acr	CA	93536	127,540	1	127,540
Bradfield	Michael	8148	West Avenue D-8		Antelope Acr	CA	93536	127,310	1	127,310
Gauci	Mary Lou	8748	West Avenue D-8		Antelope Acr	CA	93536	126,910	1	126,910
Freeman	Paul	8815	West Avenue E		Antelope Acr	CA	93536	126,470	1	126,470
Benavidez	Paula	48256	93rd Street West		Antelope Acr	CA	93536	126,420	1	126,420
Corbisier	Maurice	9104	West Avenue F		Antelope Acr	CA	93536	126,310	1	126,310
Pineda	Carlos	47747	90th Street West		Antelope Acr	CA	93536	126,230	1	126,230
Love	Tod & Brooke	48441	82nd Street West		Antelope Acr	Ca	93536	125,970	1	125,970
Rowley	Clifford	8331	West Avenue E-12		Antelope Acr	CA	93536	125,700	1	125,700
Tapia	Charles & Carme	8118	West Avenue E		Antelope Acr	CA	93536	125,600	1	125,600
Thompson	Allen	8748	West Avenue D-12		Antelope Acr	CA	93536	125,580	1	125,580
Llarena	Joseph & Joy	8553	West Avenue F		Antelope Acr	CA	93536	125,510	1	125,510
Valdivia	Alfred & Sandra	47411	90th Street West		Antelope Acr	CA	93536	125,490	1	125,490
Fortin	Ray	8705	West Avenue E-8		Antelope Acr	CA	93536	125,350	1	125,350
Pahle	Joseph	8625	West Avenue D-8		Antelope Acr	CA	93536	124,990	1	124,990
Grillon	Stephen & Laura	8115	West Avenue D-12		Antelope Acr	Ca	93536	124,950	1	124,950
Billet	Dennis	48430	85th Street West		Antelope Acr	CA	93536	124,820	1	124,820
Ritter	Andria	47932	90th Street West		Antelope Acr	CA	93536	124,360	1	124,360
Martinez	Samuel	48109	93rd Street West		Antelope Acr	CA	93536	124,260	1	124,260
Zamrzla	Robert	8741	West Avenue E-4		Antelope Acr	CA	93536	124,260	1	124,260
Perkins	Alan	8340	West Avenue E-8		Antelope Acr	CA	93536	124,070	1	124,070
Hurtado	Luis	47312	92nd Street West		Antelope Acr	CA	93536	123,820	1	123,820
Payne	Joseph	8325	West Avenue E		Antelope Acr	CA	93536	123,530	1	123,530
Bradfield	Michael	8148	West Avenue D-8		Antelope Acr	CA	93536	123,250	1	123,250
Boyd	Debbie	8839	West Avenue D-6		Antelope Acr	CA	93536	123,190	1	123,190
Clutter	Bob	48205	91st Street West		Antelope Acr	CA	93536	123,150	1	123,150
Hunt	James	8255	West Avenue E		Antelope Acr	CA	93536	123,010	1	123,010
Christensen	Dave	9123	West Avenue E-8		Antelope Acr	CA	93536	123,000	1	123,000
MacKenzie	Carol & Larry	8037	West Avenue E-14		Antelope Acr	CA	93536	122,970	1	122,970
Boyd	Debbie	8839	West Avenue D-6		Antelope Acr	CA	93536	122,630	1	122,630
Holm-Hansen	Brian & Ivett	8344	West Avenue D-12		Antelope Acr	CA	93536	122,280	1	122,280
Alexander	Vicki	8839	West Avenue D-2		Antelope Acr	Ca	93536	122,160	1	122,160
Jump	James	8640	West Avenue E		Antelope Acr	CA	93536	121,530	1	121,530
King	Maryanne	8606	West Avenue E-4		Antelope Acr	Ca	93536	121,450	1	121,450
Solorio	Jorge Enrique	48225	93rd Street West		Antelope Acr	CA	93536	121,290	1	121,290
Peterson	John	8240	West Avenue D-10		Antelope Acr	Ca	93536	120,890	1	120,890
Solorio	Jorge Enrique	48225	93rd Street West		Antelope Acr	CA	93536	120,770	1	120,770

Customer Name		Service Address					Usage	Multiplier	Usage w/ Multiplier	
Last	First	Number	Street Name	Apt.	City	State	Zip Code			
O'Neil	Peter	8849	West Avenue D-10		Antelope Acr	CA	93536	120,430	1	120,430
Chiatovich	Kenneth	8562	West Avenue E-12		Antelope Acr	CA	93536	119,560	1	119,560
Zamrzla	Robert	8741	West Avenue E-4		Antelope Acr	CA	93536	119,550	1	119,550
Neal	Bradford	8556	West Avenue E-8		Antelope Acr	CA	93536	119,280	1	119,280
Griffon	Stephen & Laura	8115	West Avenue D-12		Antelope Acr	Ca	93536	119,270	1	119,270
Grimm	Glen & Sally	49121	80th Street West		Antelope Acr	CA	93536	119,150	1	119,150
Gray-Raighn	Cheryl	48259	80th Street West		Antelope Acr	CA	93536	119,120	1	119,120
Gibson	Charles & Sheila	8616	West Avenue D-6		Antelope Acr	CA	93536	119,110	1	119,110
Ojeda	Luis	8332	West Avenue E-4		Antelope Acr	CA	93536	118,900	1	118,900
Maria	Ronald	9126	West Avenue E		Antelope Acr	CA	93536	118,790	1	118,790
Treadwell	Larry	8757	West Avenue E-12		Antelope Acr	CA	93536	118,730	1	118,730
Christensen	Dave	9123	West Avenue E-8		Antelope Acr	CA	93536	117,760	1	117,760
Kostecky	Steven & Marilyn	8722	West Avenue E		Antelope Acr	CA	93536	117,680	1	117,680
Lopshire	James	47808	93rd Street West		Antelope Acr	CA	93536	117,450	1	117,450
King	Maryanne	8606	West Avenue E-4		Antelope Acr	Ca	93536	117,350	1	117,350
Sanders	Denis & Robin	9242	West Avenue E-8		Antelope Acr	CA	93536	117,300	1	117,300
TLC Realty Inc.		47904	90th Street West		Antelope Acr	CA	93536	116,890	1	116,890
Hinkel	Trent	8831	West Avenue E-4		Antelope Acr	CA	93536	116,800	1	116,800
Tapia	Charles & Carme	8118	West Avenue E		Antelope Acr	CA	93536	116,620	1	116,620
Holm-Hansen	Brian & Ivett	8344	West Avenue D-12		Antelope Acr	CA	93536	116,240	1	116,240
Williams	Jennifer	8346	West Avenue D-4		Antelope Acr	Ca	93536	116,060	1	116,060
Pineda	Carlos	47747	90th Street West		Antelope Acr	CA	93536	115,780	1	115,780
Butler	Raymond & Darla	8662	West Avenue E		Antelope Acr	CA	93536	115,400	1	115,400
Audet	Louis	7824	West Avenue E-10		Antelope Acr	CA	93536	115,260	1	115,260
Reyes	Ramon	8313	West Avenue D-12		Antelope Acr	Ca	93536	115,240	1	115,240
Clutter	Bob	48205	91st Street West		Antelope Acr	CA	93536	114,840	1	114,840
Rowley	Clifford	8331	West Avenue E-12		Antelope Acr	CA	93536	114,700	1	114,700
Gauci	Mary Lou	8748	West Avenue D-8		Antelope Acr	CA	93536	114,530	1	114,530
Nicholson	Mark	47839	85th Street West		Antelope Acr	CA	93536	114,330	1	114,330
Julian	Lewey	9227	West Avenue E-8		Antelope Acr	CA	93536	114,020	1	114,020
Sanders	Denis & Robin	9242	West Avenue E-8		Antelope Acr	CA	93536	113,540	1	113,540
Guenther	Glenn	9217	West Avenue F		Antelope Acr	CA	93536	113,240	1	113,240
Brown	Charles	8707	West Avenue E-4		Antelope Acr	CA	93536	113,200	1	113,200
Clutter	Bob	48205	91st Street West		Antelope Acr	CA	93536	113,030	1	113,030
De Cruz	Raquel	9103	West Avenue F		Antelope Acr	CA	93536	112,760	1	112,760
McCormick	Brian	47855	85th Street West		Antelope Acr	CA	93536	112,450	1	112,450
Thompson	Allen	8748	West Avenue D-12		Antelope Acr	CA	93536	112,160	1	112,160
Holt	Bertha	48258	85th Street West		Antelope Acr	CA	93536	112,110	1	112,110
Berry	Chad	47849	91st Street West		Antelope Acr	CA	93536	111,700	1	111,700
Clemans	Herman	9113	West Avenue E-8		Antelope Acr	CA	93536	111,600	1	111,600
O'Neil	Peter	8849	West Avenue D-10		Antelope Acr	CA	93536	111,450	1	111,450
Thomas	Chad & Arlene	47840	91st Street West		Antelope Acr	CA	93536	111,440	1	111,440
Satorius	Steven	8641	West Avenue E-4		Antelope Acr	CA	93536	111,300	1	111,300
Gauci	Mary Lou	8748	West Avenue D-8		Antelope Acr	CA	93536	111,180	1	111,180
Financial Services	All American	47912	80th Street West		Antelope Acr	Ca	93536	111,060	1	111,060
Thomas	Frank & Melinda	47327	91st Street West		Antelope Acr	CA	93536	111,010	1	111,010
Payne	Joseph	8325	West Avenue E		Antelope Acr	CA	93536	110,310	1	110,310
Peters	Sheri	8117	West Avenue F		Antelope Acr	CA	93536	110,100	1	110,100
Hodgman	Patrishia	47804	91st Street West		Antelope Acr	CA	93536	110,060	1	110,060
Sanders	Denis & Robin	9242	West Avenue E-8		Antelope Acr	CA	93536	109,920	1	109,920
Clemans	Herman	9113	West Avenue E-8		Antelope Acr	CA	93536	109,800	1	109,800
Zamrzla	Robert	8741	West Avenue E-4		Antelope Acr	CA	93536	109,240	1	109,240
Billet	Dennis	48430	85th Street West		Antelope Acr	CA	93536	109,130	1	109,130
McCloud	Darry	8219	West avenue D-10		Antelope Acr	CA	93536	108,930	1	108,930
McCloud	Darry	8219	West avenue D-10		Antelope Acr	CA	93536	108,240	1	108,240
Anguiano	Felipe	48210	91st Street West		Antelope Acr	Ca	93536	108,200	1	108,200
Kerekes & Seyhold	Robert & Robin	47508	93rd Street West		Antelope Acr	CA	93536	108,080	1	108,080

Customer Name		Service Address					Usage	Multiplier	Usage w/ Multiplier	
Last	First	Number	Street Name	Apt.	City	State	Zip Code			
Mekel	Johan & Tina	48445	80th Street West		Antelope Acr	CA	93536	107,850	1	107,850
Kerekes & Seyhold	Robert & Robin	47508	93rd Street West		Antelope Acr	CA	93536	107,840	1	107,840
Pantana	Jeff	8555	West Avenue E-8		Antelope Acr	CA	93536	107,680	1	107,680
Billet	Danny	8345	West Avenue E		Antelope Acr	CA	93536	107,510	1	107,510
Mekel	Johan & Tina	48445	80th Street West		Antelope Acr	CA	93536	107,290	1	107,290
Pantana	Jeff	8555	West Avenue E-8		Antelope Acr	CA	93536	107,270	1	107,270
TLC Realty Inc.		47904	90th Street West		Antelope Acr	CA	93536	107,150	1	107,150
James	Michael	8707	West Avenue D-14		Antelope Acr	CA	93536	107,070	1	107,070
Mayfield	Steve	8817	West Avenue D-6		Antelope Acr	Ca	93536	106,880	1	106,880
Maria	Ronald	9126	West Avenue E		Antelope Acr	CA	93536	106,840	1	106,840
King	Maryanne	8606	West Avenue E-4		Antelope Acr	Ca	93536	106,800	1	106,800
Freeman	Paul	8815	West Avenue E		Antelope Acr	CA	93536	106,580	1	106,580
Berry	Chad	47849	91st Street West		Antelope Acr	CA	93536	106,520	1	106,520
Williams	Jennifer	8346	West Avenue D-4		Antelope Acr	Ca	93536	106,360	1	106,360
Solorio	Jorge Enrique	48225	93rd Street West		Antelope Acr	CA	93536	106,350	1	106,350
Grillon	Stephen & Laura	8115	West Avenue D-12		Antelope Acr	Ca	93536	106,310	1	106,310
Christensen	Dave	9123	West Avenue E-8		Antelope Acr	CA	93536	106,290	1	106,290
Benavidez	Paula	48256	93rd Street West		Antelope Acr	CA	93536	106,180	1	106,180
Von Massenbach	Costy	9125	West Avenue F		Antelope Acr	CA	93536	106,140	1	106,140
Perkins	Alan	8340	West Avenue E-8		Antelope Acr	CA	93536	106,140	1	106,140
Grimm	Glen & Sally	49121	80th Street West		Antelope Acr	CA	93536	105,530	1	105,530
Borquez	Gilbert	8626	West Avenue D-4		Antelope Acr	Ca	93536	105,530	1	105,530
& Nathaniel McKay	Norman Phillips	8540	West Avenue E		Antelope Acr	Ca	93536	105,530	1	105,530
Stout	Virginia	9136	West Avenue F-4		Antelope Acr	CA	93536	105,270	1	105,270
Payne	Joseph	8325	West Avenue E		Antelope Acr	CA	93536	105,250	1	105,250
Houghton	John	47711	93rd Street West		Antelope Acr	CA	93536	105,100	1	105,100
Parry	Daniel	8135	West Avenue E-8		Antelope Acr	CA	93536	104,830	1	104,830
Hodgkins	Terry & Colleen	48307	80th Street West		Antelope Acr	CA	93536	104,640	1	104,640
Mekel	Johan & Tina	48445	80th Street West		Antelope Acr	CA	93536	104,560	1	104,560
Kerekes & Seyhold	Robert & Robin	47508	93rd Street West		Antelope Acr	CA	93536	104,540	1	104,540
& Nathaniel McKay	Norman Phillips	8540	West Avenue E		Antelope Acr	Ca	93536	104,230	1	104,230
Zamrzla	Robert	8741	West Avenue E-4		Antelope Acr	CA	93536	104,160	1	104,160
Pineda	Carlos	47747	90th Street West		Antelope Acr	CA	93536	104,100	1	104,100
Thompson	Allen	8748	West Avenue D-12		Antelope Acr	CA	93536	104,070	1	104,070
Alexander	Vicki	8839	West Avenue D-2		Antelope Acr	Ca	93536	103,990	1	103,990
Arnold	Richard	47731	90th Street West		Antelope Acr	CA	93536	103,970	1	103,970
Grimm	Glen & Sally	49121	80th Street West		Antelope Acr	CA	93536	103,830	1	103,830
Pahle	Joseph	8625	West Avenue D-8		Antelope Acr	CA	93536	103,810	1	103,810
Financial Services	All American	47912	80th Street West		Antelope Acr	Ca	93536	103,780	1	103,780
Dennett	Kristine & Scott	8717	West Avenue D-2		Antelope Acr	Ca	93536	103,720	1	103,720
Payne	Joseph	8325	West Avenue E		Antelope Acr	CA	93536	103,630	1	103,630
Hand	Curt	8224	West Avenue D-4		Antelope Acr	Ca	93536	103,590	1	103,590
Williams	Melville & Charlie	8717	West Avenue D-10		Antelope Acr	Ca	93536	103,530	1	103,530
Ritter	Andria	47932	90th Street West		Antelope Acr	CA	93536	103,270	1	103,270
Hand	Curt	8224	West Avenue D-4		Antelope Acr	Ca	93536	103,260	1	103,260
Gauci	Mary Lou	8748	West Avenue D-8		Antelope Acr	CA	93536	103,180	1	103,180
Hand	Curt	8224	West Avenue D-4		Antelope Acr	Ca	93536	102,900	1	102,900
Young	Anne	8757	West Avenue D-8		Antelope Acr	CA	93536	102,890	1	102,890
MackKenzie	Carol & Larry	8037	West Avenue E-14		Antelope Acr	CA	93536	102,650	1	102,650
Chiatovich	Kenneth	8562	West Avenue E-12		Antelope Acr	CA	93536	102,640	1	102,640
Thomas	Frank & Melinda	47327	91st Street West		Antelope Acr	CA	93536	102,550	1	102,550
& Nathaniel McKay	Norman Phillips	8540	West Avenue E		Antelope Acr	Ca	93536	102,510	1	102,510
Berry	Chad	47849	91st Street West		Antelope Acr	CA	93536	102,480	1	102,480
Pineda	Carlos	47747	90th Street West		Antelope Acr	CA	93536	102,280	1	102,280
Green	Janice	49049	Dadion Avenue		Antelope Acr	CA	93536	102,140	1	102,140
Perkins	Alan	8340	West Avenue E-8		Antelope Acr	CA	93536	102,030	1	102,030
Micheri	Joseph & Marien	7829	West Avenue E-14		Antelope Acr	CA	93536	101,790	1	101,790

Customer Name		Service Address						Usage	Multiplier	Usage w/ Multiplier
Last	First	Number	Street Name	Apt.	City	State	Zip Code			
Tidwell	Kevin	47742	90th Street West		Antelope Acr	CA	93536	101,710	1	101,710
Peters	Sheri	8117	West Avenue F		Antelope Acr	CA	93536	101,610	1	101,610
Corbisier	Maurice	9104	West Avenue F		Antelope Acr	CA	93536	101,550	1	101,550
Boyd	Debbie	8839	West Avenue D-6		Antelope Acr	CA	93536	101,520	1	101,520
Chourbagi	Mo Mamhuh Al	8256	West Avenue E-8		Antelope Acr	CA	93536	101,020	1	101,020
Corbisier	Maurice	9104	West Avenue F		Antelope Acr	CA	93536	101,010	1	101,010
Stout	Virginia	9136	West Avenue F-4		Antelope Acr	CA	93536	100,950	1	100,950
Karcher	Ted	48054	85th Street West		Antelope Acr	CA	93536	100,640	1	100,640
Tami	Curtis Scott	47820	91st Street West		Antelope Acr	CA	93536	100,600	1	100,600
Thomas	Frank & Melinda	47327	91st Street West		Antelope Acr	CA	93536	100,470	1	100,470
Segale	Tom	7825	West Avenue F		Antelope Acr	CA	93536	100,420	1	100,420
Corbisier	Maurice	9104	West Avenue F		Antelope Acr	CA	93536	100,410	1	100,410
Beuder	Lawrence & Pam	8644	West Avenue E-8		Antelope Acr	CA	93536	100,340	1	100,340
Gustason	Mark	8211	West Avenue E-12		Antelope Acr	Ca	93536	100,220	1	100,220
Killian	Charles	8155	West Avenue D-10		Antelope Acr	CA	93536	100,190	1	100,190
Peters	Sheri	8117	West Avenue F		Antelope Acr	CA	93536	99,960	1	99,960
James	Jesse	48155	93rd Street West		Antelope Acr	CA	93536	99,760	1	99,760
Payne	Joseph	8325	West Avenue E		Antelope Acr	CA	93536	99,710	1	99,710
Brown	Charles	8707	West Avenue E-4		Antelope Acr	CA	93536	99,670	1	99,670
Martinez	Jose & Veronica	47911	90th Street West		Antelope Acr	CA	93536	99,470	1	99,470
King	Maryanne	8606	West Avenue E-4		Antelope Acr	Ca	93536	99,390	1	99,390
Alexander	Vicki	8839	West Avenue D-2		Antelope Acr	Ca	93536	99,200	1	99,200
Ward	Ronald	7843	West Avenue F		Antelope Acr	Ca	93536	98,650	1	98,650
Trenouth	Martin	8716	West Avenue D-6		Antelope Acr	CA	93536	98,630	1	98,630
Hand	Curt	8224	West Avenue D-4		Antelope Acr	Ca	93536	98,340	1	98,340
Shipp	Rick	9243	West Avenue F-4		Antelope Acr	CA	93536	98,310	1	98,310
Alexander	Vicki	8839	West Avenue D-2		Antelope Acr	Ca	93536	97,990	1	97,990
O'Neil	Peter	8849	West Avenue D-10		Antelope Acr	CA	93536	97,960	1	97,960
Love	Tod & Brooke	48441	82nd Street West		Antelope Acr	Ca	93536	97,960	1	97,960
Al-Saady	Joudi	8147	West Avenue E-12		Antelope Acr	CA	93536	97,940	1	97,940
Dowling	Annette	48038	93rd Street West		Antelope Acr	CA	93536	97,910	1	97,910
Houghton	John	47711	93rd Street West		Antelope Acr	CA	93536	97,870	1	97,870
Bower	Jeffrey & Janet	8039	West Avenue E		Antelope Acr	CA	93536	97,250	1	97,250
Sanders	Denis & Robin	9242	West Avenue E-8		Antelope Acr	CA	93536	97,190	1	97,190
Arnold	Richard	47731	90th Street West		Antelope Acr	CA	93536	96,860	1	96,860
Ford	Robert & Linda	9253	West Avenue F-8		Antelope Acr	CA	93536	96,860	1	96,860
Bostic	Glen & Susan	47607	90th Street West		Antelope Acr	CA	93536	96,740	1	96,740
MacKenzie	Carol & Larry	8037	West Avenue E-14		Antelope Acr	CA	93536	96,600	1	96,600
Butler	Raymond & Darla	8662	West Avenue E		Antelope Acr	CA	93536	96,590	1	96,590
Tidwell	Kevin	47742	90th Street West		Antelope Acr	CA	93536	96,180	1	96,180
Staats	Duane	8507	West Avenue E-12		Antelope Acr	CA	93536	95,960	1	95,960
Nicholson	Mark	47839	85th Street West		Antelope Acr	CA	93536	95,900	1	95,900
Rel	Ricardo & Pat	8661	West Avenue E-4		Antelope Acr	CA	93536	95,850	1	95,850
Pahle	Joseph	8625	West Avenue D-8		Antelope Acr	CA	93536	95,800	1	95,800
McCormick	Brian	47855	85th Street West		Antelope Acr	CA	93536	95,760	1	95,760
Tidwell	Kevin	47742	90th Street West		Antelope Acr	CA	93536	95,590	1	95,590
Julian	Lewey	9227	West Avenue E-8		Antelope Acr	CA	93536	95,590	1	95,590
Towry	Vernon	8727	West Avenue E-12		Antelope Acr	CA	93536	95,530	1	95,530
Schoeppner	Nikolas	8611	West Avenue F		Antelope Acr	CA	93536	95,350	1	95,350
Guenther	Glenn	9217	West Avenue F		Antelope Acr	CA	93536	95,280	1	95,280
Baker	Bruce	8308	West Avenue E		Antelope Acr	CA	93536	95,190	1	95,190
Sanders	Denis & Robin	9242	West Avenue E-8		Antelope Acr	CA	93536	95,130	1	95,130
Gustason	Mark	8211	West Avenue E-12		Antelope Acr	Ca	93536	95,100	1	95,100
Bradfield	Michael	8148	West Avenue D-8		Antelope Acr	CA	93536	95,090	1	95,090
Hylton	Richard & Margar	8585	West Avenue E		Antelope Acr	Ca	93536	95,030	1	95,030
Gauci	Mary Lou	8748	West Avenue D-8		Antelope Acr	CA	93536	95,020	1	95,020
Chiatovich	Kenneth	8562	West Avenue E-12		Antelope Acr	CA	93536	94,720	1	94,720



Customer Name		Service Address						Usage	Multiplier	Usage w/ Multiplier
Last	First	Number	Street Name	Apt.	City	State	Zip Code			
Grillon	Stephen & Laura	8115	West Avenue D-12		Antelope Acr	Ca	93536	94,720	1	94,720
Perkins	Alan	8340	West Avenue E-8		Antelope Acr	CA	93536	94,680	1	94,680
Chiatovich	Kenneth	8562	West Avenue E-12		Antelope Acr	CA	93536	94,670	1	94,670
& Joy Wical	Victor Penner	8328	West Avenue E-12		Antelope Acr	CA	93536	94,650	1	94,650
Nicholson	Mark	47839	85th Street West		Antelope Acr	CA	93536	94,570	1	94,570
Mastropietro	Mark & Sheri	8142	West Avenue D-2		Antelope Acr	Ca	93536	94,490	1	94,490
Valdivia	Alfred & Sandra	47411	90th Street West		Antelope Acr	CA	93536	94,460	1	94,460
Hurtado	Luis	47312	92nd Street West		Antelope Acr	CA	93536	94,320	1	94,320
Ojeda	Luis	8332	West Avenue E-4		Antelope Acr	CA	93536	94,320	1	94,320
Matheny	Russell	8761	West Avenue E-4		Antelope Acr	CA	93536	94,260	1	94,260
Fergione	John	8240	West Avenue E-8		Antelope Acr	CA	93536	94,220	1	94,220
Nicholson	Mark	47839	85th Street West		Antelope Acr	CA	93536	94,220	1	94,220
McCormick	Brian	47855	85th Street West		Antelope Acr	CA	93536	94,160	1	94,160
McCue	Kenneth	47363	91st Street West		Antelope Acr	CA	93536	94,150	1	94,150
Maria	Ronald	9126	West Avenue E		Antelope Acr	CA	93536	93,970	1	93,970
Borquez	Gilbert	8626	West Avenue D-4		Antelope Acr	Ca	93536	93,910	1	93,910
Perkins	Alan	8340	West Avenue E-8		Antelope Acr	CA	93536	93,840	1	93,840
Gibson	Charles & Sheila	8616	West Avenue D-6		Antelope Acr	CA	93536	93,830	1	93,830
Ehlers	Stephen	8115	West Avenue D-2		Antelope Acr	Ca	93536	93,690	1	93,690
Peters	Sheri	8117	West Avenue F		Antelope Acr	CA	93536	93,680	1	93,680
Shipp	Rick	9243	West Avenue F-4		Antelope Acr	CA	93536	93,640	1	93,640
Darner	Brett	48033	91st Street West		Antelope Acr	CA	93536	93,630	1	93,630
Kostecky	Steven & Marilyn	8722	West Avenue E		Antelope Acr	CA	93536	93,320	1	93,320
Schoeppner	Nikolas	8611	West Avenue F		Antelope Acr	CA	93536	93,140	1	93,140
Mastropietro	Mark & Sheri	8142	West Avenue D-2		Antelope Acr	Ca	93536	92,940	1	92,940
Baker	Bruce	8308	West Avenue E		Antelope Acr	CA	93536	92,810	1	92,810
Kostecky	Steven & Marilyn	8722	West Avenue E		Antelope Acr	CA	93536	92,570	1	92,570
Sims	Gary	47925	80th Street West		Antelope Acr	CA	93536	92,560	1	92,560
Austin	Don	47858	85th Street West		Antelope Acr	CA	93536	92,490	1	92,490
Pahle	Joseph	8625	West Avenue D-8		Antelope Acr	CA	93536	92,360	1	92,360
Mekei	Johan & Tina	48445	80th Street West		Antelope Acr	CA	93536	92,350	1	92,350
Stella	James & Debra	8558	West Avenue E-8		Antelope Acr	CA	93536	92,270	1	92,270
Boyd	Russell	47805	91st Street West		Antelope Acr	CA	93536	92,160	1	92,160
Johnstone	Diane	8611	West Avenue E-4		Antelope Acr	CA	93536	92,100	1	92,100
Heden	Rogers	47422	92nd Street West		Antelope Acr	CA	93536	92,050	1	92,050
Butler	Raymond & Darla	8662	West Avenue E		Antelope Acr	CA	93536	91,970	1	91,970
Stout	Virginia	9136	West Avenue F-4		Antelope Acr	CA	93536	91,790	1	91,790
Young	Anne	8757	West Avenue D-8		Antelope Acr	CA	93536	91,730	1	91,730
Tidwell	Kevin	47742	90th Street West		Antelope Acr	CA	93536	91,720	1	91,720
Dowling	Annette	48038	93rd Street West		Antelope Acr	CA	93536	91,580	1	91,580
Hunt	James	8255	West Avenue E		Antelope Acr	CA	93536	91,490	1	91,490
Hurtado	Luis	47312	92nd Street West		Antelope Acr	CA	93536	91,440	1	91,440
Ward	Ronald	7843	West Avenue F		Antelope Acr	Ca	93536	91,420	1	91,420
Segale	Tom	7825	West Avenue F		Antelope Acr	CA	93536	91,330	1	91,330
Thompson	Allen	8748	West Avenue D-12		Antelope Acr	CA	93536	91,280	1	91,280
Terry	Dennis & Susan	8011	West Avenue D10		Antelope Acr	CA	93536	91,260	1	91,260
Baker	Bruce	8308	West Avenue E		Antelope Acr	CA	93536	91,250	1	91,250
Williams	Jennifer	8346	West Avenue D-4		Antelope Acr	Ca	93536	91,210	1	91,210
Sheppard	Phillip & Kathleen	48521	80th Street West		Antelope Acr	Ca	93536	91,200	1	91,200
Ward	Ronald	7843	West Avenue F		Antelope Acr	Ca	93536	91,090	1	91,090
Lovin	Christel	7740	West Avenue E-12		Antelope Acr	CA	93536	91,010	1	91,010
Contrepoids	Gilles	8621	West Avenue E-12		Antelope Acr	CA	93536	90,880	1	90,880
Guenther	Glenn	9217	West Avenue F		Antelope Acr	CA	93536	90,860	1	90,860
Holm-Hansen	Brian & Ivett	8344	West Avenue D-12		Antelope Acr	CA	93536	90,390	1	90,390
Micheri	Joseph & Marlen	7829	West Avenue E-14		Antelope Acr	CA	93536	90,380	1	90,380
Staats	Duane	8507	West Avenue E-12		Antelope Acr	CA	93536	90,370	1	90,370
Gray-Raighn	Cheryl	48259	80th Street West		Antelope Acr	CA	93536	90,300	1	90,300

Customer Name		Service Address						Usage	Multiplier	Usage w/ Multiplier
Last	First	Number	Street Name	Apt.	City	State	Zip Code			
Shipp	Rick	9243	West Avenue F-4		Antelope Acr	CA	93536	90,220	1	90,220
Mastropietro	Mark & Sheri	8142	West Avenue D-2		Antelope Acr	Ca	93536	90,190	1	90,190
Rel	Ricardo & Pat	8661	West Avenue E-4		Antelope Acr	CA	93536	89,920	1	89,920
Rel	Ricardo & Pat	8661	West Avenue E-4		Antelope Acr	CA	93536	89,810	1	89,810
Guenther	Glenn	9217	West Avenue F		Antelope Acr	CA	93536	89,660	1	89,660
Grimm	Glen & Sally	49121	80th Street West		Antelope Acr	CA	93536	89,650	1	89,650
Lopshire	James	47808	93rd Street West		Antelope Acr	CA	93536	89,400	1	89,400
Mokres	Melody	8202	West Avenue E		Antelope Acr	CA	93536	89,400	1	89,400
Simpkin	Steven	9138	West Avenue E		Antelope Acr	CA	93536	89,340	1	89,340
McCloud	Darry	8219	West avenue D-10		Antelope Acr	CA	93536	89,250	1	89,250
Lucero	Tricia	48021	93rd Street West		Antelope Acr	CA	93536	89,180	1	89,180
Knab	Shannon	47827	93rd Street West		Antelope Acr	CA	93536	88,920	1	88,920
Lopshire	James	47808	93rd Street West		Antelope Acr	CA	93536	88,660	1	88,660
Satorius	Steven	8641	West Avenue E-4		Antelope Acr	CA	93536	88,510	1	88,510
Young	Anne	8757	West Avenue D-8		Antelope Acr	CA	93536	88,480	1	88,480
& Nathaniel McKay	Norman Phillips	8540	West Avenue E		Antelope Acr	Ca	93536	88,420	1	88,420
Ritter	Andria	47932	90th Street West		Antelope Acr	CA	93536	88,390	1	88,390
Pantana	Jeff	8555	West Avenue E-8		Antelope Acr	CA	93536	88,290	1	88,290
Gales	Joseph	47637	93rd Street West		Antelope Acr	CA	93536	88,280	1	88,280
& Johnny Lee	Barbara Ruggiero	48240	90th Street West		Antelope Acr	CA	93536	88,050	1	88,050
Tidwell	Kevin	47742	90th Street West		Antelope Acr	CA	93536	87,930	1	87,930
Holland	Robert	9142	West Avenue E-8		Antelope Acr	CA	93536	87,860	1	87,860
Beuder	Lawrence & Pam	8644	West Avenue E-8		Antelope Acr	CA	93536	87,860	1	87,860
Johnstone	Diane	8611	West Avenue E-4		Antelope Acr	CA	93536	87,810	1	87,810
Martinez	Samuel	48109	93rd Street West		Antelope Acr	CA	93536	87,750	1	87,750
Chavez	Artemio	8530	West Avenue E-4		Antelope Acr	CA	93536	87,690	1	87,690
Houghton	John	47711	93rd Street West		Antelope Acr	CA	93536	87,620	1	87,620
Simpkin	Steven	9138	West Avenue E		Antelope Acr	CA	93536	87,420	1	87,420
Hartz	Jerry & Sarah	9035	West Avenue F		Antelope Acr	CA	93536	87,370	1	87,370
Pettijohn	Loretta	47531	92nd Street West		Antelope Acr	CA	93536	87,200	1	87,200
Sheppard	Phillip & Kathleen	48521	80th Street West		Antelope Acr	Ca	93536	87,190	1	87,190
Neal	Bradford	8556	West Avenue E-8		Antelope Acr	CA	93536	87,170	1	87,170
Treadwell	Larry	8757	West Avenue E-12		Antelope Acr	CA	93536	87,100	1	87,100
Prenosil	Richard	8056	West Avenue D-10		Antelope Acr	Ca	93536	87,050	1	87,050
James	Michael	8707	West Avenue D-14		Antelope Acr	CA	93536	86,990	1	86,990
Carlston	Gary & Lynette	8035	West Avenue D-14		Antelope Acr	Ca	93536	86,950	1	86,950
Williams	Jennifer	8346	West Avenue D-4		Antelope Acr	Ca	93536	86,650	1	86,650
Harrington	Billy & Ryan	8217	West Avenue D-12		Antelope Acr	CA	93536	86,260	1	86,260
Bouche	Stephen	8844	West Avenue D-2		Antelope Acr	CA	93536	86,160	1	86,160
De Cruz	Raquel	9103	West Avenue F		Antelope Acr	CA	93536	86,100	1	86,100
Page	Stephen & Alice	8615	West Avenue D-2		Antelope Acr	CA	93536	86,100	1	86,100
James	Michael	8707	West Avenue D-14		Antelope Acr	CA	93536	85,990	1	85,990
Lourito	Philip	8653	West Avenue E		Antelope Acr	CA	93536	85,960	1	85,960
Tyson	Walter & Shaun	8141	West Avenue D-14		Antelope Acr	CA	93536	85,900	1	85,900
Killian	Charles	8155	West Avenue D-10		Antelope Acr	CA	93536	85,900	1	85,900
Rel	Ricardo & Pat	8661	West Avenue E-4		Antelope Acr	CA	93536	85,880	1	85,880
Mayfield	Steve	8817	West Avenue D-6		Antelope Acr	Ca	93536	85,820	1	85,820
Carpenter	Vernon	8155	West Avenue E		Antelope Acr	CA	93536	85,770	1	85,770
Jacobson	Ronald & Melissa	8646	West Avenue E-4		Antelope Acr	Ca	93536	85,750	1	85,750
Boyd	Russell	47805	91st Street West		Antelope Acr	CA	93536	85,640	1	85,640
Thomas	Frank & Melinda	47327	91st Street West		Antelope Acr	CA	93536	85,520	1	85,520
Llarena	Joseph & Joy	8553	West Avenue F		Antelope Acr	CA	93536	85,510	1	85,510
Terry	Dennis & Susan	8011	West Avenue D10		Antelope Acr	CA	93536	85,460	1	85,460
Newton Jr.	Donald Burton	47513	93rd Street West		Antelope Acr	CA	93536	85,380	1	85,380
Ehlers	Stephen	8115	West Avenue D-2		Antelope Acr	Ca	93536	85,290	1	85,290
Schuster	Ella	8711	West Avenue E		Antelope Acr	CA	93536	85,210	1	85,210
Kerekes & Seyhold	Robert & Robin	47508	93rd Street West		Antelope Acr	CA	93536	85,160	1	85,160

Customer Name		Service Address					Usage	Multiplier	Usage w/ Multiplier	
Last	First	Number	Street Name	Apt.	City	State	Zip Code			
Freeman	Paul	8815	West Avenue E		Antelope Acr	CA	93536	84,910	1	84,910
Thompson	Allen	8748	West Avenue D-12		Antelope Acr	CA	93536	84,820	1	84,820
Martinez	Jose & Veronica	47911	90th Street West		Antelope Acr	CA	93536	84,770	1	84,770
Schuster	Ella	8711	West Avenue E		Antelope Acr	CA	93536	84,630	1	84,630
Nelson	Fletcher	8660	West Avenue E-4		Antelope Acr	CA	93536	84,600	1	84,600
McCaughy & Evan	William & Sharon	8642	West Avenue E-12		Antelope Acr	CA	93536	84,440	1	84,440
Harrington	Billy & Ryan	8217	West Avenue D-12		Antelope Acr	CA	93536	84,300	1	84,300
Metters	Keith	8756	West Avenue E-12		Antelope Acr	CA	93536	84,200	1	84,200
Bower	Jeffrey & Janet	8039	West Avenue E		Antelope Acr	CA	93536	84,130	1	84,130
MacKenzie	Carol & Larry	8037	West Avenue E-14		Antelope Acr	CA	93536	84,070	1	84,070
Pulido	Raul & Bonnie	8535	West Avenue E-4		Antelope Acr	CA	93536	84,060	1	84,060
Prenosil	Richard	8056	West Avenue D-10		Antelope Acr	Ca	93536	83,940	1	83,940
Shipp	Rick	9243	West Avenue F-4		Antelope Acr	CA	93536	83,760	1	83,760
Micheri	Joseph & Marlen	7829	West Avenue E-14		Antelope Acr	CA	93536	83,700	1	83,700
Darton	Connie	48842	87th Street West		Antelope Acr	CA	93536	83,530	1	83,530
Timothy Yentes	Michele Kane &	8647	West Avenue D-10		Antelope Acr	CA	93536	83,460	1	83,460
Sanders	Nathan	8751	West Avenue E		Antelope Acr	CA	93536	83,180	1	83,180
Newton Jr.	Donald Burton	47513	93rd Street West		Antelope Acr	CA	93536	83,090	1	83,090
Pulido	Raul	8535	West Avenue E-4		Antelope Acr	CA	93536	83,090	1	83,090
McCullough	Robert	9255	West Avenue F		Antelope Acr	CA	93536	82,880	1	82,880
Hodgkins	Terry & Colleen	48307	80th Street West		Antelope Acr	CA	93536	82,810	1	82,810
Billet	Dennis	48430	85th Street West		Antelope Acr	CA	93536	82,760	1	82,760
Hurtado	Luis	47312	92nd Street West		Antelope Acr	CA	93536	82,750	1	82,750
Grillon	Stephen & Laura	8115	West Avenue D-12		Antelope Acr	Ca	93536	82,650	1	82,650
Fergione	John	8240	West Avenue E-8		Antelope Acr	CA	93536	82,630	1	82,630
Karcher	Ted	48054	85th Street West		Antelope Acr	CA	93536	82,590	1	82,590
Stout	Virginia	9136	West Avenue F-4		Antelope Acr	CA	93536	82,550	1	82,550
Collins	Christine	8753	West Avenue D-2		Antelope Acr	Ca	93536	82,490	1	82,490
Clutter	Bob	48205	91st Street West		Antelope Acr	CA	93536	82,450	1	82,450
Hodgkins	Terry & Colleen	48307	80th Street West		Antelope Acr	CA	93536	82,420	1	82,420
Karcher	Ted	48054	85th Street West		Antelope Acr	CA	93536	82,420	1	82,420
Stout	Virginia	9136	West Avenue F-4		Antelope Acr	CA	93536	82,380	1	82,380
Ojeda	Luis	8332	West Avenue E-4		Antelope Acr	CA	93536	82,350	1	82,350
James	Michael	8707	West Avenue D-14		Antelope Acr	CA	93536	82,270	1	82,270
Fergione	John	8240	West Avenue E-8		Antelope Acr	CA	93536	82,260	1	82,260
Bower	Jeffrey & Janet	8039	West Avenue E		Antelope Acr	CA	93536	82,200	1	82,200
Micheri	Joseph & Marlen	7829	West Avenue E-14		Antelope Acr	CA	93536	82,170	1	82,170
Ward	William	47557	90th Street West		Antelope Acr	CA	93536	82,140	1	82,140
Staats	Duane	8507	West Avenue E-12		Antelope Acr	CA	93536	81,970	1	81,970
Pantana	Jeff	8555	West Avenue E-8		Antelope Acr	CA	93536	81,740	1	81,740
Smith	Christy	8810	Wood Ave		Antelope Acr	CA	93536	81,700	1	81,700
Zion- Zamora	Enrique	8245	West Avenue E-4		Antelope Acr	CA	93536	81,650	1	81,650
Parsons	David	47231	92nd Street West		Antelope Acr	CA	93536	81,640	1	81,640
Nelson	Fletcher	8660	West Avenue E-4		Antelope Acr	CA	93536	81,530	1	81,530
Grimm	Glen & Sally	8025	West Avenue E-4		Antelope Acr	CA	93536	81,500	1	81,500
Lugo	Eusebio	8124	West Avenue D-12		Antelope Acr	Ca	93536	81,440	0	0
Grimm	Glen & Sally	8025	West Avenue E-4		Antelope Acr	CA	93536	81,380	1	81,380
Staats	Duane	8507	West Avenue E-12		Antelope Acr	CA	93536	81,260	1	81,260
Puschman	Robert & Irene	47255	93rd Street West		Antelope Acr	Ca	93536	81,050	1	81,050
Fernandez	Gregorio	8115	West Avenue E-4		Antelope Acr	CA	93536	80,930	1	80,930
Sheppard	Phillip & Kathleen	48521	80th Street West		Antelope Acr	Ca	93536	80,890	1	80,890
Rowley	Clifford	8331	West Avenue E-12		Antelope Acr	CA	93536	80,770	1	80,770
Tapia	Charles & Carme	8118	West Avenue E		Antelope Acr	CA	93536	80,600	1	80,600
Mosqueda	Victor & Maria	8801	West Avenue E-4		Antelope Acr	CA	93536	80,550	1	80,550
Jump	James	8640	West Avenue E		Antelope Acr	CA	93536	80,490	1	80,490
Billet	Dennis	48430	85th Street West		Antelope Acr	CA	93536	80,490	1	80,490
Clemans	Herman	9113	West Avenue E-8		Antelope Acr	CA	93536	80,460	1	80,460

Customer Name		Service Address						Usage	Multiplier	Usage w/ Multiplier
Last	First	Number	Street Name	Apt.	City	State	Zip Code			
Thompson	Allen	8748	West Avenue D-12		Antelope Acr	CA	93536	80,450	1	80,450
Petersen	Robert	8641	West Avenue E-8		Antelope Acr	CA	93536	80,440	1	80,440
Grimm	Glen & Sally	49121	80th Street West		Antelope Acr	CA	93536	80,360	1	80,360
Smith	Andrew	47724	93rd Street West		Antelope Acr	CA	93536	80,290	1	80,290
Lourito	Philip	8653	West Avenue E		Antelope Acr	CA	93536	80,080	1	80,080
Jamison	Richard & Norma	47540	93rd Street West		Antelope Acr	CA	93536	80,070	1	80,070
Stout	Virginia	9136	West Avenue F-4		Antelope Acr	CA	93536	80,020	1	80,020
Segale	Tom	7825	West Avenue F		Antelope Acr	CA	93536	79,930	1	79,930
Darton	Connie	48842	87th Street West		Antelope Acr	CA	93536	79,870	1	79,870
Jacobson	Ronald & Melissa	8646	West Avenue E-4		Antelope Acr	Ca	93536	79,840	1	79,840
Guenther	Glenn	9217	West Avenue F		Antelope Acr	CA	93536	79,810	1	79,810
Settlemire	Jerry	8211	West Avenue E-4		Antelope Acr	CA	93536	79,670	1	79,670
Tapia	Charles & Carne	8118	West Avenue E		Antelope Acr	CA	93536	79,620	1	79,620
Neal	Bradford	8663	West Avenue E-8		Antelope Acr	CA	93536	79,560	1	79,560
Arnold	Richard	47731	90th Street West		Antelope Acr	CA	93536	79,430	1	79,430
Mendoza	Gustavo	8222	West Avenue D-6		Antelope Acr	Ca	93536	79,320	1	79,320
Grillon	Stephen & Laura	8115	West Avenue D-12		Antelope Acr	Ca	93536	79,280	1	79,280
Green	Janice	49049	Dadion Avenue		Antelope Acr	CA	93536	79,020	1	79,020
Chavez	Artemio	8530	West Avenue E-4		Antelope Acr	CA	93536	78,930	1	78,930
Karcher	Ted	48054	85th Street West		Antelope Acr	CA	93536	78,770	1	78,770
Karcher	Ted	48054	85th Street West		Antelope Acr	CA	93536	78,630	1	78,630
Fergione	John	8240	West Avenue E-8		Antelope Acr	CA	93536	78,620	1	78,620
O'Neil	Peter	8849	West Avenue D-10		Antelope Acr	CA	93536	78,570	1	78,570
Beuder	Lawrence & Pam	8644	West Avenue E-8		Antelope Acr	CA	93536	78,460	1	78,460
Settlemire	Jerry	8211	West Avenue E-4		Antelope Acr	CA	93536	78,410	1	78,410
Lovin	Christel	7740	West Avenue E-12		Antelope Acr	CA	93536	78,400	1	78,400
De Cruz	Raquel	9103	West Avenue F		Antelope Acr	CA	93536	78,290	1	78,290
Treadwell	Larry	8757	West Avenue E-12		Antelope Acr	CA	93536	78,200	1	78,200
Hodgkins	Terry & Colleen	48307	80th Street West		Antelope Acr	CA	93536	78,180	1	78,180
Sheppard	Phillip & Kathleen	48521	80th Street West		Antelope Acr	Ca	93536	78,180	1	78,180
Basurto Jr.	Joseph	47842	93rd Street West		Antelope Acr	CA	93536	78,140	1	78,140
Darton	Connie	48842	87th Street West		Antelope Acr	CA	93536	78,100	1	78,100
Chavez	Artemio	8530	West Avenue E-4		Antelope Acr	CA	93536	77,710	1	77,710
Williams	Melville & Charle	8717	West Avenue D-10		Antelope Acr	Ca	93536	77,700	1	77,700
Gibson	Charles & Sheila	8616	West Avenue D-6		Antelope Acr	CA	93536	77,690	1	77,690
& Joy Wical	Victor Penner	8328	West Avenue E-12		Antelope Acr	CA	93536	77,560	1	77,560
Freeman	Paul	8815	West Avenue E		Antelope Acr	CA	93536	77,540	1	77,540
Spease	Jim	8618	West Avenue E-12		Antelope Acr	CA	93536	77,530	1	77,530
Fortin	Ray	8705	West Avenue E-8		Antelope Acr	CA	93536	77,520	1	77,520
Contrepoids	Gilles	8621	West Avenue E-12		Antelope Acr	CA	93536	77,480	1	77,480
María	Ronald	9126	West Avenue E		Antelope Acr	CA	93536	77,410	1	77,410
Hinkel	Trent	8831	West Avenue E-4		Antelope Acr	CA	93536	77,380	1	77,380
Ojeda	Luis	8332	West Avenue E-4		Antelope Acr	CA	93536	77,340	1	77,340
Towry	Vernon	8727	West Avenue E-12		Antelope Acr	CA	93536	77,310	1	77,310
Gauci	Mary Lou	8748	West Avenue D-8		Antelope Acr	CA	93536	77,310	1	77,310
Zamrzla	Robert	8741	West Avenue E-4		Antelope Acr	CA	93536	77,200	1	77,200
Williams	Melville & Charle	8717	West Avenue D-10		Antelope Acr	Ca	93536	77,150	1	77,150
Garcia	Anthony	8759	West Avenue F		Antelope Acr	CA	93536	77,110	1	77,110
Butler	Raymond & Daria	8662	West Avenue E		Antelope Acr	CA	93536	77,040	1	77,040
Christensen	Dave	9123	West Avenue E-8		Antelope Acr	CA	93536	76,970	1	76,970
Marsh	Brian & Janet	8650	West Avenue D-12		Antelope Acr	CA	93536	76,950	1	76,950
Marshall III	Verlin	48221	80th Street West		Antelope Acr	CA	93536	76,920	1	76,920
Prenosil	Richard	8056	West Avenue D-10		Antelope Acr	Ca	93536	76,910	1	76,910
Fuentes	Elizabeth	8130	West Avenue E-12		Antelope Acr	CA	93536	76,560	1	76,560
Peterson	John	8240	West Avenue D-10		Antelope Acr	Ca	93536	76,520	1	76,520
Thomas	Chad & Arlene	47840	91st Street West		Antelope Acr	CA	93536	76,410	1	76,410
De Cruz	Raquel	9103	West Avenue F		Antelope Acr	CA	93536	76,380	1	76,380

Customer Name		Service Address					Usage	Multiplier	Usage w/ Multiplier	
Last	First	Number	Street Name	Apt.	City	State	Zip Code			
Newton Jr.	Donald	Burton	47513 93rd Street West		Antelope Acr	CA	93536	76,310	1	76,310
Reyes	Ramon		8313 West Avenue D-12		Antelope Acr	Ca	93536	76,270	1	76,270
Dowling	Annette		48038 93rd Street West		Antelope Acr	CA	93536	76,220	1	76,220
Billet	Dennis		48430 85th Street West		Antelope Acr	CA	93536	76,110	1	76,110
Medina	Juan &	Biolena	8354 West Avenue E-12		Antelope Acr	CA	93536	76,010	1	76,010
Heden	Rogers		47422 92nd Street West		Antelope Acr	CA	93536	75,970	1	75,970
Valdivia	Alfred &	Sandra	47411 90th Street West		Antelope Acr	CA	93536	75,910	1	75,910
Ritter	Andria		47932 90th Street West		Antelope Acr	CA	93536	75,870	1	75,870
Brown	Charles		8707 West Avenue E-4		Antelope Acr	CA	93536	75,760	1	75,760
Fergione	John		8240 West Avenue E-8		Antelope Acr	CA	93536	75,580	1	75,580
Churchill	Melvin		47824 93rd Street West		Antelope Acr	CA	93536	75,490	1	75,490
Marsh	Brian &	Janet	8650 West Avenue D-12		Antelope Acr	CA	93536	75,400	1	75,400
McCue	Kenneth		47363 91st Street West		Antelope Acr	CA	93536	75,380	1	75,380
Guenther	Glenn		9236 West Avenue E		Antelope Acr	CA	93536	75,350	1	75,350
Micheri	Joseph &	Marlen	7829 West Avenue E-14		Antelope Acr	CA	93536	75,350	1	75,350
Fergione	John		8240 West Avenue E-8		Antelope Acr	CA	93536	75,180	1	75,180
Neal	Bradford		8556 West Avenue E-8		Antelope Acr	CA	93536	75,160	1	75,160
Lourito	Philip		8653 West Avenue E		Antelope Acr	CA	93536	75,120	1	75,120
Dale	Larry &	Radinka	8717 Wood Avenue		Antelope Acr	CA	93536	75,060	1	75,060
& Johnny Lee	Barbara	Ruggiero	48240 90th Street West		Antelope Acr	CA	93536	75,030	1	75,030
& Johnny Lee	Barbara	Ruggiero	48240 90th Street West		Antelope Acr	CA	93536	75,000	1	75,000
Williams	Melville &	Charle	8717 West Avenue D-10		Antelope Acr	Ca	93536	74,910	1	74,910
Gates	Joseph		47637 93rd Street West		Antelope Acr	CA	93536	74,850	1	74,850
Roberts	Daniel		8345 West Avenue D-2		Antelope Acr	Ca	93536	74,850	1	74,850
Tami	Curtis	Scott	47820 91st Street West		Antelope Acr	CA	93536	74,840	1	74,840
Julian	Lewey		9227 West Avenue E-8		Antelope Acr	CA	93536	74,840	1	74,840
Karcher	Ted		48054 85th Street West		Antelope Acr	CA	93536	74,770	1	74,770
Fitzpatrick	Kirsten		8513 West Avenue D-8		Antelope Acr	Ca	93536	74,770	1	74,770
Parry	Daniel		8135 West Avenue E-8		Antelope Acr	CA	93536	74,730	1	74,730
King	Maryanne		8606 West Avenue E-4		Antelope Acr	Ca	93536	74,590	1	74,590
Lourito	Philip		8653 West Avenue E		Antelope Acr	CA	93536	74,540	1	74,540
France	Donald		8040 West Avenue D-14		Antelope Acr	CA	93536	74,540	1	74,540
Nelson	Fletcher		8660 West Avenue E-4		Antelope Acr	CA	93536	74,520	1	74,520
Borquez	Gilbert		8626 West Avenue D-4		Antelope Acr	Ca	93536	74,490	1	74,490
Payne	Joseph		8325 West Avenue E		Antelope Acr	CA	93536	74,400	1	74,400
Goldberg	Lewis		8261 West Avenue F		Antelope Acr	CA	93536	74,380	1	74,380
Konstantelos	Amy		8708 West Avenue E-8		Antelope Acr	CA	93536	74,340	1	74,340
Schuster	Ella		8711 West Avenue E		Antelope Acr	CA	93536	74,270	1	74,270
Nicholson	Mark		47839 85th Street West		Antelope Acr	CA	93536	74,190	1	74,190
Darton	Connie		48842 87th Street West		Antelope Acr	CA	93536	74,170	1	74,170
Stella	James &	Debra	8558 West Avenue E-8		Antelope Acr	CA	93536	74,140	1	74,140
Towry	Vernon		8727 West Avenue E-12		Antelope Acr	CA	93536	74,080	1	74,080
Peterson	John		8240 West Avenue D-10		Antelope Acr	Ca	93536	73,970	1	73,970
Mayfield	Steve		8817 West Avenue D-6		Antelope Acr	Ca	93536	73,920	1	73,920
Guenther	Glenn		9236 West Avenue E		Antelope Acr	CA	93536	73,820	1	73,820
Schuster	Ella		8711 West Avenue E		Antelope Acr	CA	93536	73,820	1	73,820
Henrichs	Garold		9050 West Avenue E		Antelope Acr	CA	93536	73,800	1	73,800
Fitzpatrick	Kirsten		8513 West Avenue D-8		Antelope Acr	Ca	93536	73,680	1	73,680
McCue	Kenneth		47363 91st Street West		Antelope Acr	CA	93536	73,670	1	73,670
Fuller	Jon		47455 92nd Street West		Antelope Acr	CA	93536	73,660	1	73,660
Newton Jr.	Donald	Burton	47513 93rd Street West		Antelope Acr	CA	93536	73,440	1	73,440
Ward	William		47557 90th Street West		Antelope Acr	CA	93536	73,290	1	73,290
Roberts	Daniel		8345 West Avenue D-2		Antelope Acr	Ca	93536	73,260	1	73,260
Sheppard	Phillip &	Kathleen	48521 80th Street West		Antelope Acr	Ca	93536	73,230	1	73,230
Chaney	Clinton &	Melinda	8513 West Avenue E		Antelope Acr	CA	93536	73,220	1	73,220
Lopshire	James		47808 93rd Street West		Antelope Acr	CA	93536	73,150	1	73,150
Marsh	Brian &	Janet	8650 West Avenue D-12		Antelope Acr	CA	93536	73,020	1	73,020

Customer Name		Service Address					Usage	Multiplier	Usage w/ Multiplier	
Last	First	Number	Street Name	Apt.	City	State	Zip Code			
Peterson	John	8240	West Avenue D-10		Antelope Acr	Ca	93536	72,990	1	72,990
Darner	Brett	48033	91st Street West		Antelope Acr	CA	93536	72,960	1	72,960
Staats	Duane	8507	West Avenue E-12		Antelope Acr	CA	93536	72,940	1	72,940
Staats	Duane	8507	West Avenue E-12		Antelope Acr	CA	93536	72,820	1	72,820
Schuster	Ella	8711	West Avenue E		Antelope Acr	CA	93536	72,820	1	72,820
Terry	Dennis & Susan	8011	West Avenue D10		Antelope Acr	CA	93536	72,760	1	72,760
Killian	Charles	8155	West Avenue D-10		Antelope Acr	CA	93536	72,730	1	72,730
Butler	Raymond & Darla	8662	West Avenue E		Antelope Acr	CA	93536	72,560	1	72,560
Perez Tamayo	Juan	8325	West Avenue E-8		Antelope Acr	CA	93536	72,490	1	72,490
Lee	Bryan	8626	West Avenue E-4		Antelope Acr	CA	93536	72,480	1	72,480
Basurto Jr.	Joseph	47842	93rd Street West		Antelope Acr	CA	93536	72,290	1	72,290
Rainone	Suzann	8310	West Avenue E-8		Antelope Acr	CA	93536	72,260	1	72,260
Bostic	Glen & Susan	47607	90th Street West		Antelope Acr	CA	93536	72,210	1	72,210
Von Massenbach	Costy	9125	West Avenue F		Antelope Acr	CA	93536	72,010	1	72,010
Terry	Dennis & Susan	8011	West Avenue D10		Antelope Acr	CA	93536	71,970	1	71,970
Micheri	Joseph & Marlen	7829	West Avenue E-14		Antelope Acr	CA	93536	71,860	1	71,860
Stout	Virginia	9136	West Avenue F-4		Antelope Acr	CA	93536	71,850	1	71,850
Prenosil	Richard	8056	West Avenue D-10		Antelope Acr	Ca	93536	71,820	1	71,820
Guenther	Tim	8109	West Avenue E-12		Antelope Acr	CA	93536	71,810	1	71,810
Von Massenbach	Costy	9125	West Avenue F		Antelope Acr	CA	93536	71,740	1	71,740
Fernandez	Gregorio	8115	West Avenue E-4		Antelope Acr	CA	93536	71,740	1	71,740
Stout	Virginia	9136	West Avenue F-4		Antelope Acr	CA	93536	71,650	1	71,650
Thomas	Ann	8248	West Avenue D-8		Antelope Acr	CA	93536	71,650	1	71,650
Borquez	Gilbert	8626	West Avenue D-4		Antelope Acr	Ca	93536	71,570	1	71,570
Hodgkins	Terry & Colleen	48307	80th Street West		Antelope Acr	CA	93536	71,560	1	71,560
Houghton	John	47711	93rd Street West		Antelope Acr	CA	93536	71,550	1	71,550
Pahlé	Joseph	8625	West Avenue D-8		Antelope Acr	CA	93536	71,530	1	71,530
Hurtado	Luis	47312	92nd Street West		Antelope Acr	CA	93536	71,490	1	71,490
Dennett	Kristine & Scott	8717	West Avenue D-2		Antelope Acr	Ca	93536	71,480	1	71,480
Wood	Joe	8720	Wood Ave		Antelope Acr	CA	93536	71,460	1	71,460
Ward	William	47557	90th Street West		Antelope Acr	CA	93536	71,440	1	71,440
Shipp	Rick	9243	West Avenue F-4		Antelope Acr	CA	93536	71,380	1	71,380
Walker	Larry	8718	West Avenue D-12		Antelope Acr	CA	93536	71,240	1	71,240
Staats	Duane	8507	West Avenue E-12		Antelope Acr	CA	93536	71,240	1	71,240
McCloud	Darry	8219	West avenue D-10		Antelope Acr	CA	93536	71,160	1	71,160
Medina	Juan & Biolena	8354	West Avenue E-12		Antelope Acr	CA	93536	71,130	1	71,130
Pino	Gregg	47227	90th Street West		Antelope Acr	CA	93536	70,860	1	70,860
Thomas	Chad & Arlene	47840	91st Street West		Antelope Acr	CA	93536	70,800	1	70,800
Parsons	David	47231	92nd Street West		Antelope Acr	CA	93536	70,790	1	70,790
Fitzpatrick	Kirsten	8513	West Avenue D-8		Antelope Acr	Ca	93536	70,740	1	70,740
Ford	Robert & Linda	9253	West Avenue F-8		Antelope Acr	CA	93536	70,580	1	70,580
Mercy	Michael & Caryl	8621	West Avenue D-14		Antelope Acr	CA	93536	70,580	1	70,580
Wilber	Russell & Marie	47824	85th Street West		Antelope Acr	CA	93536	70,520	1	70,520
Zion- Zamora	Enrique	8245	West Avenue E-4		Antelope Acr	CA	93536	70,500	1	70,500
Mendoza	Gustavo	8222	West Avenue D-6		Antelope Acr	Ca	93536	70,480	1	70,480
Heden	Rogers	47422	92nd Street West		Antelope Acr	CA	93536	70,450	1	70,450
Marsh	Brian & Janet	8650	West Avenue D-12		Antelope Acr	CA	93536	70,420	1	70,420
Bostic	Glen & Susan	47607	90th Street West		Antelope Acr	CA	93536	70,290	1	70,290
Von Massenbach	Costy	9135	West Avenue F		Antelope Acr	CA	93536	70,280	1	70,280
Dale	Larry & Radinka	8717	Wood Avenue		Antelope Acr	CA	93536	70,260	1	70,260
Hodgman	Patrishia	47804	91st Street West		Antelope Acr	CA	93536	70,250	1	70,250
Patrick	Robert & Janet	9107	West Avenue F-8		Antelope Acr	CA	93536	70,140	1	70,140
Beuder	Lawrence & Pam	8644	West Avenue E-8		Antelope Acr	CA	93536	70,140	1	70,140
Anguiano	Felipe	48210	91st Street West		Antelope Acr	Ca	93536	70,020	1	70,020
Schoeppner	Nikolas	8611	West Avenue F		Antelope Acr	CA	93536	69,980	1	69,980
Settlemyre	Jerry	8211	West Avenue E-4		Antelope Acr	CA	93536	69,960	1	69,960
Newell	Robert	8224	West Avenue E-8		Antelope Acr	CA	93536	69,860	1	69,860

Customer Name		Service Address						Usage	Multiplier	Usage w/ Multiplier
Last	First	Number	Street Name	Apt.	City	State	Zip Code			
Baker	Bruce & Laura	1 1/4 ac	3220-013-045		Antelope Acr	Ca	93536	69,860	1	69,860
Gibson	Charles & Sheila	8616	West Avenue D-6		Antelope Acr	CA	93536	69,850	1	69,850
Mastropietro	Mark & Sheri	8142	West Avenue D-2		Antelope Acr	Ca	93536	69,850	1	69,850
Mercy	Michael & Caryl	8621	West Avenue D-14		Antelope Acr	CA	93536	69,790	1	69,790
Guenther	Tim	8109	West Avenue E-12		Antelope Acr	CA	93536	69,770	1	69,770
Riley	Randall	47306	93rd Street West		Antelope Acr	CA	93536	69,690	1	69,690
Mosqueda	Victor & Maria	8801	West Avenue E-4		Antelope Acr	CA	93536	69,670	1	69,670
Gray-Raighn	Cheryl	48259	80th Street West		Antelope Acr	CA	93536	69,610	1	69,610
Houghton	John	47711	93rd Street West		Antelope Acr	CA	93536	69,570	1	69,570
Staats	Duane	8507	West Avenue E-12		Antelope Acr	CA	93536	69,350	1	69,350
Darner	Brett	48033	91st Street West		Antelope Acr	CA	93536	69,220	1	69,220
Payne	Joseph	8325	West Avenue E		Antelope Acr	CA	93536	69,180	1	69,180
Tami	Curtis Scott	47820	91st Street West		Antelope Acr	CA	93536	69,160	1	69,160
Smith	Vicki	8742	Wood Ave		Antelope Acr	CA	93536	69,150	1	69,150
Keefauver	Cindie	47655	91st Street West		Antelope Acr	CA	93536	69,110	1	69,110
King	Maryanne	8606	West Avenue E-4		Antelope Acr	Ca	93536	69,110	1	69,110
Peterson	John	8240	West Avenue D-10		Antelope Acr	Ca	93536	69,070	1	69,070
Hooper	Matthew & Rebec	8517	West Avenue D-4		Antelope Acr	Ca	93536	69,050	1	69,050
Benavidez	Paula	48256	93rd Street West		Antelope Acr	CA	93536	69,030	1	69,030
Puschman	Robert & Irene	47255	93rd Street West		Antelope Acr	Ca	93536	69,020	1	69,020
Lucero	Tricia	48021	93rd Street West		Antelope Acr	CA	93536	69,010	1	69,010
McCaughey & Evan	William & Sharon	8642	West Avenue E-12		Antelope Acr	CA	93536	69,000	1	69,000
Billet	Dennis	48430	85th Street West		Antelope Acr	CA	93536	68,980	1	68,980
Anguiano	Felipe	48210	91st Street West		Antelope Acr	Ca	93536	68,980	1	68,980
Staats	Duane	8507	West Avenue E-12		Antelope Acr	CA	93536	68,880	1	68,880
Dollens	Kelly	47707	85th Street West		Antelope Acr	CA	93536	68,830	1	68,830
Jacobson	Ronald & Melissa	8646	West Avenue E-4		Antelope Acr	Ca	93536	68,820	1	68,820
Pulido	Raul	8535	West Avenue E-4		Antelope Acr	CA	93536	68,740	1	68,740
Henrichs	Garold	9050	West Avenue E		Antelope Acr	CA	93536	68,620	1	68,620
Terry	Dennis & Susan	8011	West Avenue D10		Antelope Acr	CA	93536	68,580	1	68,580
Gray-Raighn	Cheryl	48259	80th Street West		Antelope Acr	CA	93536	68,510	1	68,510
Koehler	R G	48304	93rd Street West		Antelope Acr	CA	93536	68,420	1	68,420
Marshall III	Verlin	48221	80th Street West		Antelope Acr	CA	93536	68,420	1	68,420
Schoeppner	Nikolas	8611	West Avenue F		Antelope Acr	CA	93536	68,400	1	68,400
Garcia	Anthony	8759	West Avenue F		Antelope Acr	CA	93536	68,390	1	68,390
Ojeda	Luis	8332	West Avenue E-4		Antelope Acr	CA	93536	68,290	1	68,290
Gray-Raighn	Cheryl	48259	80th Street West		Antelope Acr	CA	93536	68,170	1	68,170
Earley	William	8041	West Avenue D-10		Antelope Acr	CA	93536	68,150	1	68,150
James	Jesse	48155	93rd Street West		Antelope Acr	CA	93536	68,130	1	68,130
McCaughey & Evan	William & Sharon	8642	West Avenue E-12		Antelope Acr	CA	93536	68,020	1	68,020
Lovin	Christel	7740	West Avenue E-12		Antelope Acr	CA	93536	67,950	1	67,950
Pulido	Raul	8535	West Avenue E-4		Antelope Acr	CA	93536	67,820	1	67,820
Villars	Burlin	9139	West Avenue F-8		Antelope Acr	CA	93536	67,780	1	67,780
Petersen	Robert	8641	West Avenue E-8		Antelope Acr	CA	93536	67,780	1	67,780
Darton	Connie	48842	87th Street West		Antelope Acr	CA	93536	67,730	1	67,730
Jamison	Richard & Norma	47540	93rd Street West		Antelope Acr	CA	93536	67,700	1	67,700
Marshall III	Verlin	48221	80th Street West		Antelope Acr	CA	93536	67,680	1	67,680
Wood	Joe	8720	Wood Ave		Antelope Acr	CA	93536	67,660	1	67,660
Martinez	Jose & Veronica	47911	90th Street West		Antelope Acr	CA	93536	67,620	1	67,620
Schuster	Ella	8711	West Avenue E		Antelope Acr	CA	93536	67,580	1	67,580
Corbisier	Maurice	9104	West Avenue F		Antelope Acr	CA	93536	67,470	1	67,470
Silva	Nancy	9226	West Avenue E		Antelope Acr	CA	93536	67,450	1	67,450
Jump	James	8640	West Avenue E		Antelope Acr	CA	93536	67,430	1	67,430
Grillon	Stephen & Laura	8115	West Avenue D-12		Antelope Acr	Ca	93536	67,190	1	67,190
Fletcher	David	8045	West Avenue D-2		Antelope Acr	CA	93536	67,180	1	67,180
Thomas	Ann	8248	West Avenue D-8		Antelope Acr	CA	93536	67,140	1	67,140
Gates	Joseph	47637	93rd Street West		Antelope Acr	CA	93536	67,130	1	67,130

Customer Name		Service Address					Usage	Multiplier	Usage w/ Multiplier	
Last	First	Number	Street Name	Apt.	City	State	Zip Code			
Rose	Mitch	9040	West Avenue F-4		Antelope Acr	CA	93536	67,080	1	67,080
Basurto Jr.	Joseph	47842	93rd Street West		Antelope Acr	CA	93536	67,050	1	67,050
O'Neil	Peter	8849	West Avenue D-10		Antelope Acr	CA	93536	67,040	1	67,040
Green	Janice	49049	Dadion Avenue		Antelope Acr	CA	93536	67,040	1	67,040
Von Massenbach	Costy	9135	West Avenue F		Antelope Acr	CA	93536	67,020	1	67,020
Pino	Gregg	47227	90th Street West		Antelope Acr	CA	93536	66,990	1	66,990
Rowley	Clifford	8331	West Avenue E-12		Antelope Acr	CA	93536	66,950	1	66,950
Pineda	Carlos	47747	90th Street West		Antelope Acr	CA	93536	66,900	1	66,900
Billet	Danny	8345	West Avenue E		Antelope Acr	CA	93536	66,800	1	66,800
Zapata	Carmen	8838	West Avenue D-6		Antelope Acr	CA	93536	66,780	1	66,780
Page	Stephen & Alice	8615	West Avenue D-2		Antelope Acr	CA	93536	66,650	1	66,650
Fernandez	Gregorio	8115	West Avenue E-4		Antelope Acr	CA	93536	66,570	1	66,570
Bispo	Charlien	48308	90th Street West		Antelope Acr	CA	93536	66,530	1	66,530
Borek	Steven	8620	West Avenue D-12		Antelope Acr	CA	93536	66,520	1	66,520
Baker	Bruce	8308	West Avenue E		Antelope Acr	CA	93536	66,420	1	66,420
& Johnny Lee	Barbara Ruggiero	48240	90th Street West		Antelope Acr	CA	93536	66,370	1	66,370
Staals	Duane	8507	West Avenue E-12		Antelope Acr	CA	93536	66,320	1	66,320
Thompson	Allen	8748	West Avenue D-12		Antelope Acr	CA	93536	66,270	1	66,270
Gates	Joseph	47637	93rd Street West		Antelope Acr	CA	93536	66,170	1	66,170
Rodriguez	G	47405	92nd Street West		Antelope Acr	CA	93536	66,070	1	66,070
Bispo	Charlien	48308	90th Street West		Antelope Acr	CA	93536	66,050	1	66,050
Garcia	Anthony	8759	West Avenue F		Antelope Acr	CA	93536	66,020	1	66,020
Fletcher	David	8045	West Avenue D-2		Antelope Acr	CA	93536	65,950	1	65,950
Bower	Jeffrey & Janet	8039	West Avenue E		Antelope Acr	CA	93536	65,940	1	65,940
Berry	Chad	47849	91st Street West		Antelope Acr	CA	93536	65,820	1	65,820
Walker	Larry	8718	West Avenue D-12		Antelope Acr	CA	93536	65,780	1	65,780
Dennett	Kristine & Scott	8717	West Avenue D-2		Antelope Acr	Ca	93536	65,670	1	65,670
Hand	Curt	8224	West Avenue D-4		Antelope Acr	Ca	93536	65,630	1	65,630
Grimm	Glen & Sally	8025	West Avenue E-4		Antelope Acr	CA	93536	65,620	1	65,620
Austin	Don	47858	85th Street West		Antelope Acr	CA	93536	65,350	1	65,350
Basurto Jr.	Joseph	47842	93rd Street West		Antelope Acr	CA	93536	65,310	1	65,310
Wahlberg	Eric	47254	93rd Street West		Antelope Acr	CA	93536	65,280	1	65,280
Hodgman	Patrisha	47804	91st Street West		Antelope Acr	CA	93536	65,220	1	65,220
Chavez	Artemio	8530	West Avenue E-4		Antelope Acr	CA	93536	65,220	1	65,220
McCue	Kenneth	47363	91st Street West		Antelope Acr	CA	93536	65,160	1	65,160
Carlston	Gary & Lynette	8035	West Avenue D-14		Antelope Acr	Ca	93536	65,140	1	65,140
Hinkel	Trent	8831	West Avenue E-4		Antelope Acr	CA	93536	64,990	1	64,990
Zapala	Carmen	8838	West Avenue D-6		Antelope Acr	CA	93536	64,860	1	64,860
Stout	Virginia	9136	West Avenue F-4		Antelope Acr	CA	93536	64,840	1	64,840
Pulido	Raul & Bonnie	8535	West Avenue E-4		Antelope Acr	CA	93536	64,820	1	64,820
Nelson	Fletcher	8660	West Avenue E-4		Antelope Acr	CA	93536	64,680	1	64,680
De Cruz	Raquel	9103	West Avenue F		Antelope Acr	CA	93536	64,660	1	64,660
Johnstone	Diane	8611	West Avenue E-4		Antelope Acr	CA	93536	64,650	1	64,650
& Johnny Lee	Barbara Ruggiero	48240	90th Street West		Antelope Acr	CA	93536	64,590	1	64,590
Grimm	Glen & Sally	8025	West Avenue E-4		Antelope Acr	CA	93536	64,580	1	64,580
Sonner	Joseph	8324	West Avenue E-8		Antelope Acr	CA	93536	64,530	1	64,530
Dale	Larry & Radinka	8717	Wood Avenue		Antelope Acr	CA	93536	64,480	1	64,480
Chaney	Clinton & Melinda	8513	West Avenue E		Antelope Acr	CA	93536	64,480	1	64,480
Perkins	Alan	8340	West Avenue E-8		Antelope Acr	CA	93536	64,470	1	64,470
Eversull	David (Jerry)	8058	West Avenue E		Antelope Acr	CA	93536	64,460	1	64,460
McCloud	Darry	8219	West avenue D-10		Antelope Acr	CA	93536	64,370	1	64,370
Treadwell	Larry	8757	West Avenue E-12		Antelope Acr	CA	93536	64,350	1	64,350
Hodgman	Patrisha	47804	91st Street West		Antelope Acr	CA	93536	64,300	1	64,300
Carpenter	Vernon	8155	West Avenue E		Antelope Acr	CA	93536	64,180	1	64,180
Settlemyre	Jerry	8211	West Avenue E-4		Antelope Acr	CA	93536	64,160	1	64,160
Green	Janice	49049	Dadion Avenue		Antelope Acr	CA	93536	64,080	1	64,080
Heberle	Randell	8353	West Avenue E-8		Antelope Acr	Ca	93536	63,970	1	63,970



Customer Name		Service Address					Usage	Multiplier	Usage w/ Multiplier	
Last	First	Number	Street Name	Apt.	City	State	Zip Code			
& Johnny Lee	Barbara Ruggiero	48240	90th Street West		Antelope Acr	CA	93536	63,910	1	63,910
Treadwell	Larry	8757	West Avenue E-12		Antelope Acr	CA	93536	63,850	1	63,850
Arnold	Richard	47731	90th Street West		Antelope Acr	CA	93536	63,830	1	63,830
Bradfield	Michael	8148	West Avenue D-8		Antelope Acr	CA	93536	63,810	1	63,810
Pino	Gregg	47227	90th Street West		Antelope Acr	CA	93536	63,760	1	63,760
Estrada	Carlos	8658	West Avenue D		Antelope Acr	CA	93536	63,710	1	63,710
Schoeppner	Nikolas	8611	West Avenue F		Antelope Acr	CA	93536	63,700	1	63,700
Billet	Danny	8345	West Avenue E		Antelope Acr	CA	93536	63,680	1	63,680
Harrington	Billy & Ryan	8217	West Avenue D-12		Antelope Acr	CA	93536	63,670	1	63,670
Fulido	Raul & Bonnie	8535	West Avenue E-4		Antelope Acr	CA	93536	63,610	1	63,610
Hanes	Allen	8745	West Avenue D-12		Antelope Acr	CA	93536	63,560	1	63,560
Dennett	Kristine & Scott	8717	West Avenue D-2		Antelope Acr	Ca	93536	63,530	1	63,530
Al-Saady	Joudi	8147	West Avenue E-12		Antelope Acr	CA	93536	63,510	1	63,510
Zamrzla	Robert	8741	West Avenue E-4		Antelope Acr	CA	93536	63,510	1	63,510
Fitzpatrick	Kirsten	8513	West Avenue D-8		Antelope Acr	Ca	93536	63,510	1	63,510
Wood	Joe	8720	Wood Ave		Antelope Acr	CA	93536	63,390	1	63,390
Keefauver	Cindie	47655	91st Street West		Antelope Acr	CA	93536	63,360	1	63,360
Miller	Frances	9157	West Avenue F		Antelope Acr	CA	93536	63,360	1	63,360
Metters	Keith	8756	West Avenue E-12		Antelope Acr	CA	93536	63,260	1	63,260
Kostecky	Steven & Marilyn	8722	West Avenue E		Antelope Acr	CA	93536	63,200	1	63,200
King	Maryanne	8606	West Avenue E-4		Antelope Acr	Ca	93536	63,040	1	63,040
Lovin	Christel	7740	West Avenue E-12		Antelope Acr	CA	93536	63,030	1	63,030
Nichols	Charles	8510	West Avenue D-14		Antelope Acr	Ca	93536	62,970	1	62,970
Mayfield	Steve	8817	West Avenue D-6		Antelope Acr	Ca	93536	62,920	1	62,920
Thomas	Ann	8248	West Avenue D-8		Antelope Acr	CA	93536	62,910	1	62,910
Smith	Andrew	47724	93rd Street West		Antelope Acr	CA	93536	62,890	1	62,890
Clemans	Herman	9113	West Avenue E-8		Antelope Acr	CA	93536	62,850	1	62,850
Cox	Larry	47554	93rd Street West		Antelope Acr	CA	93536	62,840	1	62,840
Lourito	Philip	8653	West Avenue E		Antelope Acr	CA	93536	62,830	1	62,830
Shipp	Rick	9243	West Avenue F-4		Antelope Acr	CA	93536	62,810	1	62,810
Christensen	Dave	9123	West Avenue E-8		Antelope Acr	CA	93536	62,690	1	62,690
Petersen	Robert	8641	West Avenue E-8		Antelope Acr	CA	93536	62,590	1	62,590
Stella	James & Debra	8558	West Avenue E-8		Antelope Acr	CA	93536	62,560	1	62,560
Darner	Brett	48033	91st Street West		Antelope Acr	CA	93536	62,550	1	62,550
Eversull	David (Jerry)	8058	West Avenue E		Antelope Acr	CA	93536	62,520	1	62,520
Pantana	Jeff	8555	West Avenue E-8		Antelope Acr	CA	93536	62,470	1	62,470
Keys	Mike & Deborah	47846	77th Street West		Antelope Acr	Ca	93536	62,350	1	62,350
Ward	William	47557	90th Street West		Antelope Acr	CA	93536	62,310	1	62,310
Killian	Charles	8155	West Avenue D-10		Antelope Acr	CA	93536	62,290	1	62,290
Smith	Scott	8539	West Avenue E-8		Antelope Acr	CA	93536	62,250	1	62,250
Mosqueda	Victor & Maria	8801	West Avenue E-4		Antelope Acr	CA	93536	62,220	1	62,220
Morris	Peter & Carol	9202	West Avenue E-8		Antelope Acr	CA	93536	62,210	1	62,210
Kostecky	Steven & Marilyn	8722	West Avenue E		Antelope Acr	CA	93536	62,210	1	62,210
Carpenter	Vernon	8155	West Avenue E		Antelope Acr	CA	93536	62,130	1	62,130
Borek	Steven	8620	West Avenue D-12		Antelope Acr	CA	93536	62,090	1	62,090
Goldberg	Lewis	8261	West Avenue F		Antelope Acr	CA	93536	62,070	1	62,070
Martinez	Jose & Veronica	47911	90th Street West		Antelope Acr	CA	93536	62,040	1	62,040
Heberle	Randell	8353	West Avenue E-8		Antelope Acr	Ca	93536	62,030	1	62,030
Reyes	Ramon	8313	West Avenue D-12		Antelope Acr	Ca	93536	62,030	1	62,030
Puschman	Robert & Irene	47255	93rd Street West		Antelope Acr	Ca	93536	62,030	1	62,030
King	Maryanne	8606	West Avenue E-4		Antelope Acr	Ca	93536	62,030	1	62,030
Trenouth	Martin	8716	West Avenue D-6		Antelope Acr	CA	93536	62,020	1	62,020
Segale	Thomas & Susan	8039	West Avenue E-4		Antelope Acr	CA	93536	61,960	1	61,960
Fernandez	Gregorio	8115	West Avenue E-4		Antelope Acr	CA	93536	61,880	1	61,880
Butler	Raymond & Darla	8662	West Avenue E		Antelope Acr	CA	93536	61,840	1	61,840
Porter	Robert	8845	West Avenue E		Antelope Acr	CA	93536	61,820	1	61,820
Young	Anne	8757	West Avenue D-8		Antelope Acr	CA	93536	61,820	1	61,820

Customer Name		Service Address						Usage	Multiplier	Usage w/ Multiplier
Last	First	Number	Street Name	Apt.	City	State	Zip Code			
Canales	Janice	8750	West Avenue E		Antelope Acr	CA	93536	61,810	1	61,810
Borquez	Gilbert	8626	West Avenue D-4		Antelope Acr	Ca	93536	61,810	1	61,810
Fait	John	48222	93rd Street West		Antelope Acr	CA	93536	61,720	1	61,720
Fletcher	David	8045	West Avenue D-2		Antelope Acr	CA	93536	61,660	1	61,660
Smith	Andrew	47724	93rd Street West		Antelope Acr	CA	93536	61,650	1	61,650
Schoeppner	Nikolas	8611	West Avenue F		Antelope Acr	CA	93536	61,500	1	61,500
Towry	Vernon	8727	West Avenue E-12		Antelope Acr	CA	93536	61,490	1	61,490
Pino	Gregg	47227	90th Street West		Antelope Acr	CA	93536	61,480	1	61,480
Boyd	Debbie	8839	West Avenue D-6		Antelope Acr	CA	93536	61,470	1	61,470
Henrichs	Garold	9050	West Avenue E		Antelope Acr	CA	93536	61,400	1	61,400
James	Jesse	48155	93rd Street West		Antelope Acr	CA	93536	61,390	1	61,390
Community Center		8812	West Avenue E-8		Antelope Acr	CA	93536	61,390	1	61,390
Meyers	Brian	47553	92nd Street West		Antelope Acr	CA	93536	61,360	1	61,360
Peterson	John	8240	West Avenue D-10		Antelope Acr	Ca	93536	61,360	1	61,360
Fait	John	48222	93rd Street West		Antelope Acr	CA	93536	61,310	1	61,310
Community Center		8812	West Avenue E-8		Antelope Acr	CA	93536	61,280	1	61,280
Iribarren	Jose	8333	West Avenue F		Antelope Acr	CA	93536	61,270	1	61,270
Bouche	Stephen	8844	West Avenue D-2		Antelope Acr	CA	93536	61,120	1	61,120
Sides	John	7828	West Avenue E-12		Antelope Acr	CA	93536	60,950	1	60,950
Freeman	Paul	8815	West Avenue E		Antelope Acr	CA	93536	60,730	1	60,730
Lucero	Tricia	48021	93rd Street West		Antelope Acr	CA	93536	60,650	1	60,650
Baker	Bruce	8319	West Avenue E-4		Antelope Acr	CA	93536	60,650	1	60,650
Perkins	Alan	8340	West Avenue E-8		Antelope Acr	CA	93536	60,560	1	60,560
Ehlers	Stephen	8115	West Avenue D-2		Antelope Acr	Ca	93536	60,500	1	60,500
Frazier	John	8033	West Avenue E-4		Antelope Acr	CA	93536	60,450	1	60,450
Mendoza	Gustavo	8222	West Avenue D-6		Antelope Acr	Ca	93536	60,450	1	60,450
Tapia	Charles & Carne	8118	West Avenue E		Antelope Acr	CA	93536	60,300	1	60,300
Paiva & Santori		8707	West Avenue F		Antelope Acr	CA	93536	60,290	1	60,290
Fortin	Ray	8705	West Avenue E-8		Antelope Acr	CA	93536	60,290	1	60,290
James	Michael	8707	West Avenue D-14		Antelope Acr	CA	93536	60,270	1	60,270
Stout	Virginia	9136	West Avenue F-4		Antelope Acr	CA	93536	60,200	1	60,200
Pulido	Raul	8535	West Avenue E-4		Antelope Acr	CA	93536	60,190	1	60,190
Jamison	Richard & Norma	47540	93rd Street West		Antelope Acr	CA	93536	60,130	1	60,130
Sonner	Joseph	8324	West Avenue E-8		Antelope Acr	CA	93536	60,110	1	60,110
Tyson	Walter & Shaun	8141	West Avenue D-14		Antelope Acr	CA	93536	60,100	1	60,100
Kostecky	Steven & Marilyn	8722	West Avenue E		Antelope Acr	CA	93536	60,010	1	60,010
Chourbagi	Mo Mamhuh Al	8256	West Avenue E-8		Antelope Acr	CA	93536	59,980	1	59,980
Mendoza	Gustavo	8222	West Avenue D-6		Antelope Acr	Ca	93536	59,940	1	59,940
Giba	Brian	47823	85th Street West		Antelope Acr	CA	93536	59,900	1	59,900
Johnstone	Diane	8611	West Avenue E-4		Antelope Acr	CA	93536	59,890	1	59,890
Diaz	Adolfo	5 acres	3264-011-001		Antelope Acr	Ca	93536	59,890	1	59,890
Mosqueda	Victor & Maria	8801	West Avenue E-4		Antelope Acr	CA	93536	59,880	1	59,880
Borquez	Gilbert	8626	West Avenue D-4		Antelope Acr	Ca	93536	59,880	1	59,880
Satorius	Steven	8641	West Avenue E-4		Antelope Acr	CA	93536	59,870	1	59,870
Alexander	Vicki	8839	West Avenue D-2		Antelope Acr	Ca	93536	59,760	1	59,760
Green	Janice	49049	Dadion Avenue		Antelope Acr	CA	93536	59,700	1	59,700
& Joy Wical	Victor Penner	8328	West Avenue E-12		Antelope Acr	CA	93536	59,610	1	59,610
Parsons	David	47231	92nd Street West		Antelope Acr	CA	93536	59,600	1	59,600
Von Massenbach	Costy	9135	West Avenue F		Antelope Acr	CA	93536	59,580	1	59,580
Stella	James & Debra	8558	West Avenue E-8		Antelope Acr	CA	93536	59,570	1	59,570
Giba	Brian	47823	85th Street West		Antelope Acr	CA	93536	59,520	1	59,520
Stout	Virginia	9136	West Avenue F-4		Antelope Acr	CA	93536	59,510	1	59,510
Austin	Don	47858	85th Street West		Antelope Acr	CA	93536	59,440	1	59,440
Love	Tod & Brooke	48441	82nd Street West		Antelope Acr	Ca	93536	59,440	1	59,440
O'Neil	Peter	8849	West Avenue D-10		Antelope Acr	CA	93536	59,430	1	59,430
Nicholson	Mark	47839	85th Street West		Antelope Acr	CA	93536	59,430	1	59,430
Redmayne	Michael	47737	93rd Street West		Antelope Acr	CA	93536	59,370	1	59,370

Customer Name		Service Address					Usage	Multiplier	Usage w/ Multiplier	
Last	First	Number	Street Name	Apt.	City	State	Zip Code			
James	Michael	8707	West Avenue D-14		Antelope Acr	CA	93536	59,280	1	59,280
Hartman	Derrick	47745	85th Street West		Antelope Acr	CA	93536	59,150	1	59,150
Hartz	Jerry & Sarah	9035	West Avenue F		Antelope Acr	CA	93536	59,140	1	59,140
Brown	Charles	8707	West Avenue E-4		Antelope Acr	CA	93536	59,090	1	59,090
McCaughy & Evan	William & Sharon	8642	West Avenue E-12		Antelope Acr	CA	93536	59,080	1	59,080
Segale	Tom	7825	West Avenue F		Antelope Acr	CA	93536	59,050	1	59,050
Estrada	Carlos	8658	West Avenue D		Antelope Acr	CA	93536	59,040	1	59,040
Carlston	Gary & Lynette	8035	West Avenue D-14		Antelope Acr	Ca	93536	59,030	1	59,030
Lourito	Philip	8653	West Avenue E		Antelope Acr	CA	93536	58,930	1	58,930
Lucas	Gregory & Mary	48243	90th Street West		Antelope Acr	Ca	93536	58,920	1	58,920
Young	Anne	8757	West Avenue D-8		Antelope Acr	CA	93536	58,860	1	58,860
Hartz	Jerry & Sarah	9035	West Avenue F		Antelope Acr	CA	93536	58,820	1	58,820
Minor	Kathleen	9036	West Avenue E		Antelope Acr	CA	93536	58,740	1	58,740
Railsback	Michael & Dora	7718	West Avenue E-12		Antelope Acr	CA	93536	58,710	1	58,710
Treadwell	Larry	8757	West Avenue E-12		Antelope Acr	CA	93536	58,700	1	58,700
Matheny	Russell	8761	West Avenue E-4		Antelope Acr	CA	93536	58,510	1	58,510
Smith	Christy	8810	Wood Ave		Antelope Acr	CA	93536	58,490	1	58,490
Henrichs	Garold	9050	West Avenue E		Antelope Acr	CA	93536	58,470	1	58,470
Henrichs	Garold	9050	West Avenue E		Antelope Acr	CA	93536	58,360	1	58,360
Mekel	Johan & Tina	48445	80th Street West		Antelope Acr	CA	93536	58,360	1	58,360
Lucas	Gregory & Mary	48243	90th Street West		Antelope Acr	Ca	93536	58,310	1	58,310
Guenther	Tim	8109	West Avenue E-12		Antelope Acr	CA	93536	58,220	1	58,220
Julian	Lewey	9227	West Avenue E-8		Antelope Acr	CA	93536	58,160	1	58,160
Austin	Don	47858	85th Street West		Antelope Acr	CA	93536	58,100	1	58,100
Williams	Barbara	47553	93rd Street West		Antelope Acr	CA	93536	58,060	1	58,060
Baldorf	Robert & Kelly	8738	West Avenue E-12		Antelope Acr	CA	93536	58,000	1	58,000
Rodriguez	Gonzalo	47423	90th Street West		Antelope Acr	CA	93536	57,920	1	57,920
Williams	Melville & Charle	8717	West Avenue D-10		Antelope Acr	Ca	93536	57,850	1	57,850
Meyers	Brian	47553	92nd Street West		Antelope Acr	CA	93536	57,840	1	57,840
Guenther	Glenn	9217	West Avenue F		Antelope Acr	CA	93536	57,810	1	57,810
Terry	Dennis & Susan	8011	West Avenue D10		Antelope Acr	CA	93536	57,780	1	57,780
Clemans	Herman	9113	West Avenue E-8		Antelope Acr	CA	93536	57,760	1	57,760
Contrepoids	Gilles	8621	West Avenue E-12		Antelope Acr	CA	93536	57,760	1	57,760
Terry	Dennis & Susan	8011	West Avenue D10		Antelope Acr	CA	93536	57,750	1	57,750
Mendoza	Gustavo	8222	West Avenue D-6		Antelope Acr	Ca	93536	57,720	1	57,720
Schiltz	Steve	48808	90th Street West		Antelope Acr	Ca	93536	57,700	1	57,700
Gates	Joseph	47637	93rd Street West		Antelope Acr	CA	93536	57,690	1	57,690
Ojeda	Luis	8332	West Avenue E-4		Antelope Acr	CA	93536	57,690	1	57,690
Guenther	Tim	8109	West Avenue E-12		Antelope Acr	CA	93536	57,670	1	57,670
Guenther	Tim	8109	West Avenue E-12		Antelope Acr	CA	93536	57,630	1	57,630
Staats	Duane	8507	West Avenue E-12		Antelope Acr	CA	93536	57,590	1	57,590
Wood	Joe	8720	Wood Ave		Antelope Acr	CA	93536	57,540	1	57,540
Rodriguez	Gonzalo	47423	90th Street West		Antelope Acr	CA	93536	57,510	1	57,510
Medina	Juan & Biolena	8354	West Avenue E-12		Antelope Acr	CA	93536	57,500	1	57,500
James	Jesse	48155	93rd Street West		Antelope Acr	CA	93536	57,480	1	57,480
Stout	Virginia	9136	West Avenue F-4		Antelope Acr	CA	93536	57,470	1	57,470
Wahlberg	Eric	47254	93rd Street West		Antelope Acr	CA	93536	57,230	1	57,230
Sorcelli	Henry	47527	90th Street West		Antelope Acr	CA	93536	57,160	1	57,160
Ojeda	Luis	8332	West Avenue E-4		Antelope Acr	CA	93536	57,100	1	57,100
Smith	Andrew	47724	93rd Street West		Antelope Acr	CA	93536	57,090	1	57,090
Valdivia	Alfred & Sandra	47411	90th Street West		Antelope Acr	CA	93536	57,070	1	57,070
Petersen	Robert	8641	West Avenue E-8		Antelope Acr	CA	93536	57,070	1	57,070
Hooper	Matthew & Rebec	8517	West Avenue D-4		Antelope Acr	Ca	93536	57,050	1	57,050
Grimm	Glen & Sally	8025	West Avenue E-4		Antelope Acr	CA	93536	57,040	1	57,040
& Nathaniel McKay	Norman Phillips	8540	West Avenue E		Antelope Acr	Ca	93536	56,940	1	56,940
Paiva & Santori		8707	West Avenue F		Antelope Acr	CA	93536	56,910	1	56,910
Valdivia	Alfred & Sandra	47411	90th Street West		Antelope Acr	CA	93536	56,850	1	56,850

Customer Name		Service Address					Usage	Multiplier	Usage w/ Multiplier	
Last	First	Number	Street Name	Apt.	City	State	Zip Code			
Sanders	Denis & Robin	9224	West Avenue E-8		Antelope Acr	CA	93536	56,840	1	56,840
Guenther	Glenn	9236	West Avenue E		Antelope Acr	CA	93536	56,760	1	56,760
Rodriguez	Gonzalo	47423	90th Street West		Antelope Acr	CA	93536	56,640	1	56,640
Grimm	Glen & Sally	49121	80th Street West		Antelope Acr	CA	93536	56,610	1	56,610
Gates	Joseph	47637	93rd Street West		Antelope Acr	CA	93536	56,490	1	56,490
Benavidez	Paula	48256	93rd Street West		Antelope Acr	CA	93536	56,430	1	56,430
Shipp	Rick	9243	West Avenue F-4		Antelope Acr	CA	93536	56,340	1	56,340
Hunt	James	8255	West Avenue E		Antelope Acr	CA	93536	56,310	1	56,310
Darton	Connie	48842	87th Street West		Antelope Acr	CA	93536	56,240	1	56,240
Arslanian	George	47642	90th Street West		Antelope Acr	Ca	93536	56,230	1	56,230
Meritt	Tracy	9041	West Avenue F-4		Antelope Acr	CA	93536	56,220	1	56,220
Gloria McNeal	Ralph Severson,	7851	West Avenue E-12		Antelope Acr	Ca	93536	56,220	1	56,220
Mendoza	Gustavo	8222	West Avenue D-6		Antelope Acr	Ca	93536	56,200	1	56,200
Contrepoids	Gilles	8621	West Avenue E-12		Antelope Acr	CA	93536	56,140	1	56,140
Stoddard	C.C.	9036	West Avenue F		Antelope Acr	CA	93536	56,090	1	56,090
Paiva & Santori		8707	West Avenue F		Antelope Acr	CA	93536	56,080	1	56,080
Sanders	Denis & Robin	9224	West Avenue E-8		Antelope Acr	CA	93536	56,060	1	56,060
Gauci	Mary Lou	8748	West Avenue D-8		Antelope Acr	CA	93536	56,030	1	56,030
Canales	Janice	8750	West Avenue E		Antelope Acr	CA	93536	55,940	1	55,940
Bispo	Charlien	48308	90th Street West		Antelope Acr	CA	93536	55,920	1	55,920
James	Jesse	48155	93rd Street West		Antelope Acr	CA	93536	55,910	1	55,910
Sides	John	7828	West Avenue E-12		Antelope Acr	CA	93536	55,890	1	55,890
France	Donald	8040	West Avenue D-14		Antelope Acr	CA	93536	55,840	1	55,840
Sanders	Denis & Robin	9242	West Avenue E-8		Antelope Acr	CA	93536	55,830	1	55,830
Ford	Robert & Linda	9253	West Avenue F-8		Antelope Acr	CA	93536	55,810	1	55,810
Roman Perez	Tony Jacob &	49141	80th Street West		Antelope Acr	Ca	93536	55,770	1	55,770
Newell	Robert	8224	West Avenue E-8		Antelope Acr	CA	93536	55,750	1	55,750
Mekel	Johan & Tina	48445	80th Street West		Antelope Acr	CA	93536	55,730	1	55,730
Borek	Steven	8620	West Avenue D-12		Antelope Acr	CA	93536	55,730	1	55,730
Bostic	Glen & Susan	47607	90th Street West		Antelope Acr	CA	93536	55,720	1	55,720
Koehler	R G	48304	93rd Street West		Antelope Acr	CA	93536	55,610	1	55,610
De Cruz	Raquel	9103	West Avenue F		Antelope Acr	CA	93536	55,590	1	55,590
Audet	Louis	7824	West Avenue E-10		Antelope Acr	CA	93536	55,560	1	55,560
Pulido	Raul & Bonnie	8535	West Avenue E-4		Antelope Acr	CA	93536	55,560	1	55,560
Neal	Bradford	8663	West Avenue E-8		Antelope Acr	CA	93536	55,540	1	55,540
Benavidez	Paula	48256	93rd Street West		Antelope Acr	CA	93536	55,530	1	55,530
Petersen	Robert	8641	West Avenue E-8		Antelope Acr	CA	93536	55,500	1	55,500
Brown	Charles	8707	West Avenue E-4		Antelope Acr	CA	93536	55,460	1	55,460
Nichols	Charles	8510	West Avenue D-14		Antelope Acr	Ca	93536	55,440	1	55,440
Sanders	Denis & Robin	9224	West Avenue E-8		Antelope Acr	CA	93536	55,430	1	55,430
Holst	Darryl	48245	91st Street West		Antelope Acr	CA	93536	55,420	1	55,420
Medina	Juan & Biolena	8354	West Avenue E-12		Antelope Acr	CA	93536	55,390	1	55,390
Spalla	Joe	8217	West Avenue E		Antelope Acr	Ca	93536	55,340	1	55,340
Clutter	Bob	48205	91st Street West		Antelope Acr	CA	93536	55,320	1	55,320
Corbisier	Maurice	9104	West Avenue F		Antelope Acr	CA	93536	55,280	1	55,280
Pineda	Carlos	47747	90th Street West		Antelope Acr	CA	93536	55,210	1	55,210
Pettijohn	Loretta	47531	92nd Street West		Antelope Acr	CA	93536	55,190	1	55,190
Roman Perez	Tony Jacob &	49141	80th Street West		Antelope Acr	Ca	93536	55,190	1	55,190
Segale	Thomas & Susan	8039	West Avenue E-4		Antelope Acr	CA	93536	55,100	1	55,100
Gillis	Juanita	8033	West Avenue F		Antelope Acr	CA	93536	55,060	1	55,060
Segale	Tom	7825	West Avenue F		Antelope Acr	CA	93536	55,040	1	55,040
Villars	Burlin	9139	West Avenue F-8		Antelope Acr	CA	93536	55,030	1	55,030
Canales	Janice	8750	West Avenue E		Antelope Acr	CA	93536	55,030	1	55,030
Williams	Barbara	47553	93rd Street West		Antelope Acr	CA	93536	55,000	1	55,000
Dollens	Kelly	47707	85th Street West		Antelope Acr	CA	93536	54,960	1	54,960
Pahle	Joseph	8625	West Avenue D-8		Antelope Acr	CA	93536	54,870	1	54,870
Fergione	John	8240	West Avenue E-8		Antelope Acr	CA	93536	54,800	1	54,800

Customer Name		Service Address						Usage w/		
Last	First	Number	Street Name	Apt.	City	State	Zip Code	Usage	Multiplier	Multiplier
Nicholson	Mark	47839	85th Street West		Antelope Acr	CA	93536	54,800	1	54,800
Churchill	Melvin	47824	93rd Street West		Antelope Acr	CA	93536	54,780	1	54,780
Sides	John	7828	West Avenue E-12		Antelope Acr	CA	93536	54,780	1	54,780
Fuentes	Elizabeth	8130	West Avenue E-12		Antelope Acr	CA	93536	54,780	1	54,780
Hanes	Allen	8745	West Avenue D-12		Antelope Acr	CA	93536	54,780	1	54,780
Sims	Gary	47925	80th Street West		Antelope Acr	CA	93536	54,740	1	54,740
Garcia	Anthony	8759	West Avenue F		Antelope Acr	CA	93536	54,730	1	54,730
Hooper	Matthew & Rebec	8517	West Avenue D-4		Antelope Acr	Ca	93536	54,730	1	54,730
Heberle	Randell	8353	West Avenue E-8		Antelope Acr	Ca	93536	54,700	1	54,700
Roman Perez	Tony Jacob &	49141	80th Street West		Antelope Acr	Ca	93536	54,690	1	54,690
Meyers	Brian	47553	92nd Street West		Antelope Acr	CA	93536	54,650	1	54,650
Shephard	Richard & Kim	7824	West Avenue E-14		Antelope Acr	Ca	93536	54,650	1	54,650
Nelson	Lance	8132	West Avenue D-14		Antelope Acr	CA	93536	54,640	1	54,640
Simpkin	Steven	9138	West Avenue E		Antelope Acr	CA	93536	54,570	1	54,570
Sanders	Nathan	8751	West Avenue E		Antelope Acr	CA	93536	54,550	1	54,550
Smith	Vicki	8742	Wood Ave		Antelope Acr	CA	93536	54,540	1	54,540
Fuller	Jon	47455	92nd Street West		Antelope Acr	CA	93536	54,540	1	54,540
Fernandez	Gregorio	8115	West Avenue E-4		Antelope Acr	CA	93536	54,450	1	54,450
Anguiano	Felipe	48210	91st Street West		Antelope Acr	Ca	93536	54,420	1	54,420
Ojeda	Luis	8332	West Avenue E-4		Antelope Acr	CA	93536	54,390	1	54,390
Page	Stephen & Alice	8615	West Avenue D-2		Antelope Acr	CA	93536	54,370	1	54,370
Rogers	Walter	47421	90th Street West		Antelope Acr	CA	93536	54,330	1	54,330
Thomas	Frank & Melinda	47327	91st Street West		Antelope Acr	CA	93536	54,280	1	54,280
Pantana	Jeff	8555	West Avenue E-8		Antelope Acr	CA	93536	54,240	1	54,240
Knab	Shannon	47827	93rd Street West		Antelope Acr	CA	93536	54,210	1	54,210
Karcher	Ted	48054	85th Street West		Antelope Acr	CA	93536	54,170	1	54,170
Mojarro Jr.	Michael	7754	West Avenue E-12		Antelope Acr	CA	93536	54,130	1	54,130
Neal	Bradford	8663	West Avenue E-8		Antelope Acr	CA	93536	54,100	1	54,100
Towry	Vernon	8727	West Avenue E-12		Antelope Acr	CA	93536	53,990	1	53,990
Lucas	Gregory & Mary	48243	90th Street West		Antelope Acr	Ca	93536	53,980	1	53,980
Puschman	Robert & Irene	47255	93rd Street West		Antelope Acr	Ca	93536	53,980	1	53,980
Pahle	Joseph	8625	West Avenue D-8		Antelope Acr	CA	93536	53,960	1	53,960
Satorius	Steven	8641	West Avenue E-4		Antelope Acr	CA	93536	53,920	1	53,920
Thomas	Ann	8248	West Avenue D-8		Antelope Acr	CA	93536	53,880	1	53,880
Kuntz	Raymond	48353	85th Street West		Antelope Acr	CA	93536	53,860	1	53,860
Knab	Shannon	47827	93rd Street West		Antelope Acr	CA	93536	53,790	1	53,790
Bispo	Charlien	48308	90th Street West		Antelope Acr	CA	93536	53,670	1	53,670
Matheny	Russell	8761	West Avenue E-4		Antelope Acr	CA	93536	53,610	1	53,610
Nicholson	Mark	47839	85th Street West		Antelope Acr	CA	93536	53,610	1	53,610
Rainone	Suzann	8310	West Avenue E-8		Antelope Acr	CA	93536	53,580	1	53,580
Grimm	Glen & Sally	49121	80th Street West		Antelope Acr	CA	93536	53,550	1	53,550
Nichols	Charles	8510	West Avenue D-14		Antelope Acr	Ca	93536	53,530	1	53,530
Henrichs	Garold	9050	West Avenue E		Antelope Acr	CA	93536	53,510	1	53,510
Anguiano	Felipe	48210	91st Street West		Antelope Acr	Ca	93536	53,480	1	53,480
Zapata	Carmen	8838	West Avenue D-6		Antelope Acr	CA	93536	53,410	1	53,410
Jacobson	Ronald & Melissa	8646	West Avenue E-4		Antelope Acr	Ca	93536	53,290	1	53,290
Roman Perez	Tony Jacob &	49141	80th Street West		Antelope Acr	Ca	93536	53,290	1	53,290
Pineda	Carlos	47747	90th Street West		Antelope Acr	CA	93536	53,250	1	53,250
Neal	Bradford	8556	West Avenue E-8		Antelope Acr	CA	93536	53,210	1	53,210
Tyson	Walter & Shaun	8141	West Avenue D-14		Antelope Acr	CA	93536	53,190	1	53,190
Satorius	Steven	8641	West Avenue E-4		Antelope Acr	CA	93536	53,140	1	53,140
Kerekes & Seyhold	Robert & Robin	47508	93rd Street West		Antelope Acr	CA	93536	53,060	1	53,060
Keys	Mike & Deborah	47846	77th Street West		Antelope Acr	Ca	93536	53,020	1	53,020
Tidwell	Kevin	47742	90th Street West		Antelope Acr	CA	93536	53,010	1	53,010
Spease	Jim	8618	West Avenue E-12		Antelope Acr	CA	93536	53,000	1	53,000
Rei	Ricardo & Pat	8661	West Avenue E-4		Antelope Acr	CA	93536	53,000	1	53,000
Pahle	Joseph	8625	West Avenue D-8		Antelope Acr	CA	93536	52,990	1	52,990

Customer Name		Service Address						Usage	Multiplier	Usage w/ Multiplier
Last	First	Number	Street Name	Apt.	City	State	Zip Code			
Thomas	Kevin & Laura	8128	West Avenue E-8		Antelope Acr	Ca	93536	52,950	1	52,950
Garcia	Edward	8244	West Avenue E		Antelope Acr	CA	93536	52,940	1	52,940
Marsh	Brian & Janet	8650	West Avenue D-12		Antelope Acr	CA	93536	52,930	1	52,930
Harrington	Billy & Ryan	8217	West Avenue D-12		Antelope Acr	CA	93536	52,910	1	52,910
Peltijohn	Loretta	47531	92nd Street West		Antelope Acr	CA	93536	52,900	1	52,900
Chavez	Artemio	8530	West Avenue E-4		Antelope Acr	CA	93536	52,840	1	52,840
Green	Janice	49049	Dadion Avenue		Antelope Acr	CA	93536	52,800	1	52,800
Hartzog	Brenda	8655	West Avenue D-6		Antelope Acr	CA	93536	52,780	1	52,780
Fluker	M	8158	West Avenue E-12		Antelope Acr	CA	93536	52,750	1	52,750
Schoeppner	Nikolas	8611	West Avenue F		Antelope Acr	CA	93536	52,740	1	52,740
Carlston	Gary & Lynette	8035	West Avenue D-14		Antelope Acr	Ca	93536	52,730	1	52,730
Contrepoids	Gilles	8621	West Avenue E-12		Antelope Acr	CA	93536	52,710	1	52,710
Churchill	Melvin	47824	93rd Street West		Antelope Acr	CA	93536	52,650	1	52,650
Stella Hernandez	Frank Aguilar &	8140	West Avenue E-8		Antelope Acr	Ca	93536	52,630	1	52,630
Keys	Mike & Deborah	47846	77th Street West		Antelope Acr	Ca	93536	52,630	1	52,630
Denton	Lynn & Erma	47345	93rd Street West		Antelope Acr	CA	93536	52,600	1	52,600
Chiatovich	Kenneth	8562	West Avenue E-12		Antelope Acr	CA	93536	52,590	1	52,590
Financial Services	All American	47912	80th Street West		Antelope Acr	Ca	93536	52,590	1	52,590
Huehl	Michael	47407	91st Street West		Antelope Acr	CA	93536	52,580	1	52,580
Martinez	Jose & Veronica	47911	90th Street West		Antelope Acr	CA	93536	52,570	1	52,570
Fernandez	Gregorio	8115	West Avenue E-4		Antelope Acr	CA	93536	52,510	1	52,510
Pantana	Jeff	8555	West Avenue E-8		Antelope Acr	CA	93536	52,490	1	52,490
Matheny	Russell	8761	West Avenue E-4		Antelope Acr	CA	93536	52,470	1	52,470
Smith	Scott	8539	West Avenue E-8		Antelope Acr	CA	93536	52,430	1	52,430
Solorio	Jorge Enrique	48225	93rd Street West		Antelope Acr	CA	93536	52,390	1	52,390
Grillon	Stephen & Laura	8115	West Avenue D-12		Antelope Acr	Ca	93536	52,380	1	52,380
Villars	Burlin	9139	West Avenue F-8		Antelope Acr	CA	93536	52,300	1	52,300
Adams	J.C.	47438	91st Street West		Antelope Acr	CA	93536	52,280	1	52,280
Gloria McNeal	Ralph Severson,	7851	West Avenue E-12		Antelope Acr	Ca	93536	52,280	1	52,280
Kostecky	Steven & Marilyn	8722	West Avenue E		Antelope Acr	CA	93536	52,270	1	52,270
Grimm	Glen & Sally	49121	80th Street West		Antelope Acr	CA	93536	52,270	1	52,270
Ford	Robert & Linda	9253	West Avenue F-8		Antelope Acr	CA	93536	52,060	1	52,060
Anguiano	Felipe	48210	91st Street West		Antelope Acr	Ca	93536	52,050	1	52,050
Nicholson	Mark	47839	85th Street West		Antelope Acr	CA	93536	52,030	1	52,030
Pulido	Raul & Bonnie	8535	West Avenue E-4		Antelope Acr	CA	93536	52,030	1	52,030
Riley	Randall	47306	93rd Street West		Antelope Acr	CA	93536	51,990	1	51,990
Fuentes	Elizabeth	8130	West Avenue E-12		Antelope Acr	CA	93536	51,980	1	51,980
Estrada	Carlos	8658	West Avenue D		Antelope Acr	CA	93536	51,960	1	51,960
Settlemyre	Jerry	8211	West Avenue E-4		Antelope Acr	CA	93536	51,900	1	51,900
Mosqueda	Victor & Maria	8801	West Avenue E-4		Antelope Acr	CA	93536	51,870	1	51,870
Shephard	Richard & Kim	7824	West Avenue E-14		Antelope Acr	Ca	93536	51,850	1	51,850
Pulido	Raul	8535	West Avenue E-4		Antelope Acr	CA	93536	51,840	1	51,840
Chaney	Clinton & Melinda	8513	West Avenue E		Antelope Acr	CA	93536	51,830	1	51,830
Grimm	Glen & Sally	8025	West Avenue E-4		Antelope Acr	CA	93536	51,770	1	51,770
Segale	Thomas & Susan	8039	West Avenue E-4		Antelope Acr	CA	93536	51,730	1	51,730
Segale	Thomas & Susan	8039	West Avenue E-4		Antelope Acr	CA	93536	51,720	1	51,720
Chourbagi	Mo Mamhuh Al	8256	West Avenue E-8		Antelope Acr	CA	93536	51,670	1	51,670
Mastropietro	Mark & Sheri	8142	West Avenue D-2		Antelope Acr	Ca	93536	51,660	1	51,660
Hurtado	Luis	47312	92nd Street West		Antelope Acr	CA	93536	51,650	1	51,650
Miracle	Robert	47455	93rd Street West		Antelope Acr	CA	93536	51,620	1	51,620
Smith	Christy	8810	Wood Ave		Antelope Acr	CA	93536	51,590	1	51,590
& Joy Wical	Victor Penner	8328	West Avenue E-12		Antelope Acr	CA	93536	51,490	1	51,490
Nelson	Fletcher	8660	West Avenue E-4		Antelope Acr	CA	93536	51,460	1	51,460
Perez Tamayo	Juan	8325	West Avenue E-8		Antelope Acr	CA	93536	51,380	1	51,380
Holm-Hansen	Brian & Ivett	8344	West Avenue D-12		Antelope Acr	CA	93536	51,330	1	51,330
Williams	Jennifer	8346	West Avenue D-4		Antelope Acr	Ca	93536	51,300	1	51,300
Rodriguez	G	47405	92nd Street West		Antelope Acr	CA	93536	51,210	1	51,210

Customer Name		Service Address					Usage	Multiplier	Usage w/ Multiplier	
Last	First	Number	Street Name	Apt.	City	State	Zip Code			
Mazzei	Michael	8728	West Avenue E-12		Antelope Acr	CA	93536	51,210	1	51,210
Fortin	Ray	8705	West Avenue E-8		Antelope Acr	CA	93536	51,170	1	51,170
Peterson	John	8240	West Avenue D-10		Antelope Acr	Ca	93536	51,130	1	51,130
Campbell	Scott	47502	93rd Street West		Antelope Acr	CA	93536	51,110	1	51,110
Campbell	Scott	47502	93rd Street West		Antelope Acr	CA	93536	51,060	1	51,060
Holland	Robert	9142	West Avenue E-8		Antelope Acr	CA	93536	51,020	1	51,020
Peters	Sheri	8117	West Avenue F		Antelope Acr	CA	93536	51,010	1	51,010
Reyes	Ramon	8313	West Avenue D-12		Antelope Acr	Ca	93536	51,000	1	51,000
Ford	Robert & Linda	9253	West Avenue F-8		Antelope Acr	CA	93536	50,980	1	50,980
Keefauver	Cindie	47655	91st Street West		Antelope Acr	CA	93536	50,920	1	50,920
Knab	Shannon	47827	93rd Street West		Antelope Acr	CA	93536	50,920	1	50,920
Page	Stephen & Alice	8615	West Avenue D-2		Antelope Acr	CA	93536	50,900	1	50,900
Pettijohn	Loretta	47531	92nd Street West		Antelope Acr	CA	93536	50,850	1	50,850
Adams	J.C.	47438	91st Street West		Antelope Acr	CA	93536	50,840	1	50,840
Clements	Mariola	47710	93rd Street West		Antelope Acr	Ca	93536	50,790	1	50,790
Williams	Barbara	47553	93rd Street West		Antelope Acr	CA	93536	50,780	1	50,780
Ron Harter	Craig Van Dam &	8133	West Avenue E-12		Antelope Acr	Ca	93536	50,750	1	50,750
& Joy Wical	Victor Penner	8328	West Avenue E-12		Antelope Acr	CA	93536	50,680	1	50,680
Mercy	Michael & Caryl	8621	West Avenue D-14		Antelope Acr	CA	93536	50,670	1	50,670
Carpenter	Vernon	8155	West Avenue E		Antelope Acr	CA	93536	50,580	1	50,580
Adams	J.C.	47438	91st Street West		Antelope Acr	CA	93536	50,570	1	50,570
Paiva & Santori		8707	West Avenue F		Antelope Acr	CA	93536	50,540	1	50,540
Chourbagi	Mo Mamhuh Al	8256	West Avenue E-8		Antelope Acr	CA	93536	50,520	1	50,520
Sanders	Denis & Robin	9224	West Avenue E-8		Antelope Acr	CA	93536	50,500	1	50,500
Borek	Steven	8620	West Avenue D-12		Antelope Acr	CA	93536	50,480	1	50,480
Meyers	Brian	47553	92nd Street West		Antelope Acr	CA	93536	50,460	1	50,460
Giba	Brian	47823	85th Street West		Antelope Acr	CA	93536	50,450	1	50,450
Stella Hernandez	Frank Aguilar &	8140	West Avenue E-8		Antelope Acr	Ca	93536	50,440	1	50,440
Parry	Daniel	8135	West Avenue E-8		Antelope Acr	CA	93536	50,390	1	50,390
Dowling	Annette	48038	93rd Street West		Antelope Acr	CA	93536	50,380	1	50,380
Baker	Bruce & Laura	1 1/4 ac	3220-013-045		Antelope Acr	Ca	93536	50,360	1	50,360
Baker	Bruce	8308	West Avenue E		Antelope Acr	CA	93536	50,290	1	50,290
Ayala	Enrique & Sylvia	8142	West Avenue D-14		Antelope cres	CA	93536	50,280	1	50,280
Lopez	Damian & Maricel	8323	West Avenue D-8		Antelope Acr	CA	93536	50,270	1	50,270
Carroll	Bruce	47909	85th Street West		Antelope Acr	CA	93536	50,250	1	50,250
De Cruz	Raquel	9103	West Avenue F		Antelope Acr	CA	93536	50,220	1	50,220
Wilber	Russell & Marie	47824	85th Street West		Antelope Acr	CA	93536	50,120	1	50,120
Carpenter	Vernon	8155	West Avenue E		Antelope Acr	CA	93536	50,110	1	50,110
Pittman	Joyce	47247	91st Street West		Antelope Acr	CA	93536	50,040	1	50,040
Terry	Dennis & Susan	8011	West Avenue D10		Antelope Acr	CA	93536	50,000	1	50,000
Smith	Andrew	47724	93rd Street West		Antelope Acr	CA	93536	49,970	1	49,970
Newton Jr.	Donald Burton	47513	93rd Street West		Antelope Acr	CA	93536	49,870	1	49,870
Arnold	Richard	47731	90th Street West		Antelope Acr	CA	93536	49,850	1	49,850
Redmayne	Michael	47737	93rd Street West		Antelope Acr	CA	93536	49,850	1	49,850
Garcia	Anthony	8759	West Avenue F		Antelope Acr	CA	93536	49,830	1	49,830
McTaggart	Brian	48810	87th Street West		Antelope Acr	Ca	93536	49,780	1	49,780
Rogers	Walter	47421	90th Street West		Antelope Acr	CA	93536	49,750	1	49,750
Garcia	Edward	8244	West Avenue E		Antelope Acr	CA	93536	49,710	1	49,710
Neal	Bradford	8556	West Avenue E-8		Antelope Acr	CA	93536	49,690	1	49,690
Stella Hernandez	Frank Aguilar &	8140	West Avenue E-8		Antelope Acr	Ca	93536	49,690	1	49,690
Hodgkins	Terry & Colleen	48307	80th Street West		Antelope Acr	CA	93536	49,680	1	49,680
Timothy Yentes	Michele Kane &	8647	West Avenue D-10		Antelope Acr	CA	93536	49,650	1	49,650
Howard	Steven & Peggy	8241	West Avenue D-6		Antelope Acr	Ca	93536	49,650	1	49,650
Hodgkins	Terry & Colleen	48307	80th Street West		Antelope Acr	CA	93536	49,630	1	49,630
Page	Stephen & Alice	8615	West Avenue D-2		Antelope Acr	CA	93536	49,590	1	49,590
Zapata	Carmen	8838	West Avenue D-6		Antelope Acr	CA	93536	49,570	1	49,570
Bouche	Stephen	8844	West Avenue D-2		Antelope Acr	CA	93536	49,520	1	49,520

Customer Name			Service Address				Usage	Multiplier	Usage w/ Multiplier	
Last	First	Number	Street Name	Apt.	City	State	Zip Code			
Mayfield	Steve	8817	West Avenue D-6		Antelope Acr	Ca	93536	49,510	1	49,510
Maria	Ronald	9126	West Avenue E		Antelope Acr	CA	93536	49,480	1	49,480
Neal	Bradford	8556	West Avenue E-8		Antelope Acr	CA	93536	49,480	1	49,480
Jacobs	Brian	48129	91st Street West		Antelope Acr	CA	93536	49,390	1	49,390
Thomas	Kevin & Laura	8128	West Avenue E-8		Antelope Acr	Ca	93536	49,390	1	49,390
Darner	Brett	48033	91st Street West		Antelope Acr	CA	93536	49,380	1	49,380
Grillon	Stephen & Laura	8115	West Avenue D-12		Antelope Acr	Ca	93536	49,380	1	49,380
King	Maryanne	8606	West Avenue E-4		Antelope Acr	Ca	93536	49,380	1	49,380
Adams	J.C.	47438	91st Street West		Antelope Acr	CA	93536	49,360	1	49,360
Emans	Jerry	9055	West Avenue F		Antelope Acr	CA	93536	49,360	1	49,360
Karcher	Ted	48054	85th Street West		Antelope Acr	CA	93536	49,200	1	49,200
Staats	Duane	8507	West Avenue E-12		Antelope Acr	CA	93536	49,190	1	49,190
Williams	Barbara	47553	93rd Street West		Antelope Acr	CA	93536	49,150	1	49,150
Newell	Robert	8224	West Avenue E-8		Antelope Acr	CA	93536	49,150	1	49,150
Lourito	Philip	8653	West Avenue E		Antelope Acr	CA	93536	49,120	1	49,120
Gates	Joseph	47637	93rd Street West		Antelope Acr	CA	93536	49,070	1	49,070
Emans	Jerry	9055	West Avenue F		Antelope Acr	CA	93536	49,010	1	49,010
Carpenter	Vernon	8155	West Avenue E		Antelope Acr	CA	93536	49,000	1	49,000
King	Maryanne	8606	West Avenue E-4		Antelope Acr	Ca	93536	48,860	1	48,860
Sheppard	Phillip & Kathleen	48521	80th Street West		Antelope Acr	Ca	93536	48,840	1	48,840
Baker	Bruce	8319	West Avenue E-4		Antelope Acr	CA	93536	48,800	1	48,800
Butler	Raymond & Darla	8662	West Avenue E		Antelope Acr	CA	93536	48,790	1	48,790
Clemans	Herman	9113	West Avenue E-8		Antelope Acr	CA	93536	48,750	1	48,750
Hanes	Allen	8745	West Avenue D-12		Antelope Acr	CA	93536	48,740	1	48,740
Holst	Darryl	48245	91st Street West		Antelope Acr	CA	93536	48,710	1	48,710
Konstantelos	Amy	8708	West Avenue E-8		Antelope Acr	CA	93536	48,680	1	48,680
McTaggart	Brian	48810	87th Street West		Antelope Acr	Ca	93536	48,620	1	48,620
Sanders	Denis & Robin	9242	West Avenue E-8		Antelope Acr	CA	93536	48,610	1	48,610
Dowling	Annette	48038	93rd Street West		Antelope Acr	CA	93536	48,610	1	48,610
Baker	Bruce	8308	West Avenue E		Antelope Acr	CA	93536	48,580	1	48,580
Motter	Frank	8838	West Avenue D-4		Antelope Acr	CA	93536	48,580	1	48,580
Roberts	Daniel	8345	West Avenue D-2		Antelope Acr	Ca	93536	48,580	1	48,580
Keys	Mike & Deborah	47846	77th Street West		Antelope Acr	Ca	93536	48,530	1	48,530
McTaggart	Brian	48810	87th Street West		Antelope Acr	Ca	93536	48,410	1	48,410
Meritt	John	8161	West Avenue E-12		Antelope Acr	CA	93536	48,390	1	48,390
Guenther	Glenn	9236	West Avenue E		Antelope Acr	CA	93536	48,380	1	48,380
King	Maryanne	8606	West Avenue E-4		Antelope Acr	Ca	93536	48,370	1	48,370
Tidwell	Kevin	47742	90th Street West		Antelope Acr	CA	93536	48,290	1	48,290
Canales	Janice	8750	West Avenue E		Antelope Acr	CA	93536	48,260	1	48,260
Gibson	Charles & Sheila	8616	West Avenue D-6		Antelope Acr	CA	93536	48,220	1	48,220
Jamroz	Mark	47742	93rd Street West		Antelope Acr	CA	93536	48,180	1	48,180
Billet	Danny	8345	West Avenue E		Antelope Acr	CA	93536	48,170	1	48,170
Heberle	Randell	8353	West Avenue E-8		Antelope Acr	Ca	93536	48,160	1	48,160
Gray-Raighn	Cheryl	48259	80th Street West		Antelope Acr	CA	93536	48,140	1	48,140
Giba	Brian	47823	85th Street West		Antelope Acr	CA	93536	48,140	1	48,140
Austin	Don	47858	85th Street West		Antelope Acr	CA	93536	48,120	1	48,120
Zamora	Geobalda	8852	West Avenue D-12		Antelope Acr	CA	93536	48,050	1	48,050
Parry	Daniel	8135	West Avenue E-8		Antelope Acr	CA	93536	48,010	1	48,010
Koehler	R G	48304	93rd Street West		Antelope Acr	CA	93536	47,990	1	47,990
Carroll	Bruce	47909	85th Street West		Antelope Acr	CA	93536	47,950	1	47,950
Marsh	Brian & Janet	8650	West Avenue D-12		Antelope Acr	CA	93536	47,930	1	47,930
Stine	Charles & Wendy	47736	80th Street West		Antelope Acr	Ca	93536	47,910	1	47,910
Al-Saady	Joudi	8147	West Avenue E-12		Antelope Acr	CA	93536	47,900	1	47,900
Valdivia	Alfred & Sandra	47411	90th Street West		Antelope Acr	CA	93536	47,770	1	47,770
Bradfield	Michael	8148	West Avenue D-8		Antelope Acr	CA	93536	47,750	1	47,750
Solano	Leonardo	8818	West Avenue D-6		Antelope Acr	CA	93536	47,740	1	47,740
France	Donald	8040	West Avenue D-14		Antelope Acr	CA	93536	47,680	1	47,680



Customer Name		Service Address					Usage	Multiplier	Usage w/ Multiplier	
Last	First	Number	Street Name	Apt.	City	State	Zip Code			
Hanes	Allen	8745	West Avenue D-12		Antelope Acr	CA	93536	47,660	1	47,660
Benavidez	Paula	48256	93rd Street West		Antelope Acr	CA	93536	47,640	1	47,640
Patrick	Robert & Janet	9107	West Avenue F-8		Antelope Acr	CA	93536	47,610	1	47,610
Hurtado	Luis	47312	92nd Street West		Antelope Acr	CA	93536	47,590	1	47,590
Jacobson	Ronald & Melissa	8646	West Avenue E-4		Antelope Acr	Ca	93536	47,560	1	47,560
Fuller	Jon	47455	92nd Street West		Antelope Acr	CA	93536	47,530	1	47,530
Adams	J.C.	47438	91st Street West		Antelope Acr	CA	93536	47,440	1	47,440
Guenther	Glenn	9217	West Avenue F		Antelope Acr	CA	93536	47,440	1	47,440
Fuller	Jon	47455	92nd Street West		Antelope Acr	CA	93536	47,410	1	47,410
Konstantelos	Amy	8708	West Avenue E-8		Antelope Acr	CA	93536	47,410	1	47,410
Reyes	Ramon	8313	West Avenue D-12		Antelope Acr	Ca	93536	47,410	1	47,410
Martinez	Samuel	48109	93rd Street West		Antelope Acr	CA	93536	47,400	1	47,400
Berry	Chad	47849	91st Street West		Antelope Acr	CA	93536	47,390	1	47,390
Love	Paul	47635	91st Street West		Antelope Acr	CA	93536	47,360	1	47,360
Chaney	Clinton & Melinda	8513	West Avenue E		Antelope Acr	CA	93536	47,340	1	47,340
Sonner	Joseph	8324	West Avenue E-8		Antelope Acr	CA	93536	47,310	1	47,310
Mendoza	Gustavo	8222	West Avenue D-6		Antelope Acr	Ca	93536	47,250	1	47,250
Ron Harter	Craig Van Dam &	8133	West Avenue E-12		Antelope Acr	Ca	93536	47,250	1	47,250
Von Massenbach	Costy	9135	West Avenue F		Antelope Acr	CA	93536	47,180	1	47,180
Mercy	Michael & Caryl	8621	West Avenue D-14		Antelope Acr	CA	93536	47,130	1	47,130
Shephard	Richard & Kim	7824	West Avenue E-14		Antelope Acr	Ca	93536	47,110	1	47,110
Riley	Randall	47306	93rd Street West		Antelope Acr	CA	93536	47,100	1	47,100
Prather	Lee	8251	West Avenue F		Antelope Acr	CA	93536	47,100	1	47,100
Gates	Joseph	47637	93rd Street West		Antelope Acr	CA	93536	47,090	1	47,090
Redmayne	Michael	47737	93rd Street West		Antelope Acr	CA	93536	47,030	1	47,030
Rogers	Walter	47421	90th Street West		Antelope Acr	CA	93536	47,010	1	47,010
Marshall III	Verlin	48221	80th Street West		Antelope Acr	CA	93536	46,950	1	46,950
Ojeda	Luis	8332	West Avenue E-4		Antelope Acr	CA	93536	46,910	1	46,910
Dennett	Kristine & Scott	8717	West Avenue D-2		Antelope Acr	Ca	93536	46,910	1	46,910
Schuster	Ella	8711	West Avenue E		Antelope Acr	CA	93536	46,910	1	46,910
Solorio	Jorge Enrique	48225	93rd Street West		Antelope Acr	CA	93536	46,850	1	46,850
Wilber	Russell & Marie	47824	85th Street West		Antelope Acr	CA	93536	46,790	1	46,790
Medina	Juan & Biolena	8354	West Avenue E-12		Antelope Acr	CA	93536	46,740	1	46,740
& Nathaniel McKay	Norman Phillips	8540	West Avenue E		Antelope Acr	Ca	93536	46,740	1	46,740
Reyes	Ramon	8313	West Avenue D-12		Antelope Acr	Ca	93536	46,720	1	46,720
Tapia	Charles & Carme	8118	West Avenue E		Antelope Acr	CA	93536	46,620	1	46,620
Pino	Gregg	47227	90th Street West		Antelope Acr	CA	93536	46,590	1	46,590
Gates	Joseph	47637	93rd Street West		Antelope Acr	CA	93536	46,570	1	46,570
Robbins	Lyle	8225	West Avenue E-4		Antelope Acr	CA	93536	46,540	1	46,540
Pettijohn	Loretta	47531	92nd Street West		Antelope Acr	CA	93536	46,510	1	46,510
Huehl	Michael	47407	91st Street West		Antelope Acr	CA	93536	46,480	1	46,480
Guenther	Glenn	9217	West Avenue F		Antelope Acr	CA	93536	46,400	1	46,400
Carley	Alan & Patricia	47462	93rd Street West		Antelope Acr	CA	93536	46,360	1	46,360
Schneider	Michelle	8057	West Avenue F		Antelope Acr	CA	93536	46,360	1	46,360
Emans	Jerry	9055	West Avenue F		Antelope Acr	CA	93536	46,270	1	46,270
Spalla	Joe	8217	West Avenue E		Antelope Acr	Ca	93536	46,270	1	46,270
Llarena	Joseph & Joy	8553	West Avenue F		Antelope Acr	CA	93536	46,260	1	46,260
Llarena	Joseph & Joy	8553	West Avenue F		Antelope Acr	CA	93536	46,210	1	46,210
Gustason	Mark	8211	West Avenue E-12		Antelope Acr	Ca	93536	46,210	1	46,210
Fuentes	Elizabeth	8130	West Avenue E-12		Antelope Acr	CA	93536	46,170	1	46,170
Knab	Shannon	47827	93rd Street West		Antelope Acr	CA	93536	46,150	1	46,150
Basurto Jr.	Joseph	47842	93rd Street West		Antelope Acr	CA	93536	46,110	1	46,110
Motter	Frank	8838	West Avenue D-4		Antelope Acr	CA	93536	46,110	1	46,110
Riley	Randall	47306	93rd Street West		Antelope Acr	CA	93536	46,050	1	46,050
Guenther	Glenn	9217	West Avenue F		Antelope Acr	CA	93536	46,050	1	46,050
Gates	Joseph	47637	93rd Street West		Antelope Acr	CA	93536	46,020	1	46,020
Peters	Sheri	8117	West Avenue F		Antelope Acr	CA	93536	46,020	1	46,020

Customer Name		Service Address					Usage	Multiplier	Usage w/ Multiplier	
Last	First	Number	Street Name	Apt.	City	State	Zip Code			
Hebel	Bernard	8110	West Avenue E-12		Antelope Acr	CA	93536	46,020	1	46,020
Nichols	Charles	8510	West Avenue D-14		Antelope Acr	Ca	93536	46,010	1	46,010
Hunt	James	8255	West Avenue E		Antelope Acr	CA	93536	45,990	1	45,990
Sorcelli	Henry	47527	90th Street West		Antelope Acr	CA	93536	45,950	1	45,950
Medina	Juan & Biolena	8354	West Avenue E-12		Antelope Acr	CA	93536	45,950	1	45,950
McCullough	Robert	9255	West Avenue F		Antelope Acr	CA	93536	45,930	1	45,930
Goldberg	Lewis	8261	West Avenue F		Antelope Acr	CA	93536	45,920	1	45,920
Simpkin	Steven	9138	West Avenue E		Antelope Acr	CA	93536	45,880	1	45,880
Sterling	Timothy	8549	West Avenue D-2		Antelope Acr	CA	93536	45,840	1	45,840
Keefauver	Cindie	47655	91st Street West		Antelope Acr	CA	93536	45,820	1	45,820
Rogers	Walter	47421	90th Street West		Antelope Acr	CA	93536	45,800	1	45,800
Lugo	Eusebio	8124	West Avenue D-12		Antelope Acr	Ca	93536	45,790	0	0
Ojeda	Luis	8332	West Avenue E-4		Antelope Acr	CA	93536	45,780	1	45,780
Pahle	Joseph	8625	West Avenue D-8		Antelope Acr	CA	93536	45,780	1	45,780
Molter	Frank	8838	West Avenue D-4		Antelope Acr	CA	93536	45,770	1	45,770
Hartman	Derrick	47745	85th Street West		Antelope Acr	CA	93536	45,760	1	45,760
Arnold	Richard	47731	90th Street West		Antelope Acr	CA	93536	45,710	1	45,710
Kuntz	Raymond	48353	85th Street West		Antelope Acr	CA	93536	45,700	1	45,700
Fletcher	David	8045	West Avenue D-2		Antelope Acr	CA	93536	45,650	1	45,650
Fait	John	48222	93rd Street West		Antelope Acr	CA	93536	45,640	1	45,640
Fuentes	Judith	47458	92nd Street West		Antelope Acr	CA	93536	45,600	1	45,600
Huehl	Michael	47407	91st Street West		Antelope Acr	CA	93536	45,590	1	45,590
Carlston	Gary & Lynette	8035	West Avenue D-14		Antelope Acr	Ca	93536	45,570	1	45,570
Beuder	Lawrence & Pam	8644	West Avenue E-8		Antelope Acr	CA	93536	45,560	1	45,560
Osorio	Ramona	47207	92nd Street West		Antelope Acr	CA	93536	45,540	1	45,540
Fitzpatrick	Kirsten	8513	West Avenue D-8		Antelope Acr	Ca	93536	45,540	1	45,540
Bispo	Charlien	48308	90th Street West		Antelope Acr	CA	93536	45,460	1	45,460
Huehl	Michael	47407	91st Street West		Antelope Acr	CA	93536	45,460	1	45,460
Kuntz	Raymond	48353	85th Street West		Antelope Acr	CA	93536	45,440	1	45,440
Sorcelli	Henry	47527	90th Street West		Antelope Acr	CA	93536	45,380	1	45,380
Reed	Steven	8811	West Avenue E-12		Antelope Acr	CA	93536	45,360	1	45,360
Gloria McNeal	Ralph Severson,	7851	West Avenue E-12		Antelope Acr	Ca	93536	45,340	1	45,340
Lucas	Gregory & Mary	48243	90th Street West		Antelope Acr	Ca	93536	45,230	1	45,230
Pineda	Carlos	47747	90th Street West		Antelope Acr	CA	93536	45,180	1	45,180
Taylor	Robert	8645	Wood Ave		Antelope Acr	CA	93536	45,160	1	45,160
Fait	John	48222	93rd Street West		Antelope Acr	CA	93536	45,160	1	45,160
Ford	Robert & Linda	9253	West Avenue F-8		Antelope Acr	CA	93536	45,130	1	45,130
Pettijohn	Loretta	47531	92nd Street West		Antelope Acr	CA	93536	45,130	1	45,130
Jamison	Richard & Norma	47540	93rd Street West		Antelope Acr	CA	93536	45,110	1	45,110
Hooper	Matthew & Rebec	8517	West Avenue D-4		Antelope Acr	Ca	93536	45,100	1	45,100
Sonner	Joseph	8324	West Avenue E-8		Antelope Acr	CA	93536	45,080	1	45,080
Daryl A. Knott	Michele Wright	8854	West Wood Avenue		Antelope Acr	Ca	93536	45,020	1	45,020
Patrick	Robert & Janet	9107	West Avenue F-8		Antelope Acr	CA	93536	45,010	1	45,010
Radics	Larry	8622	West Avenue D		Antelope Acr	CA	93536	45,000	1	45,000
Yates	Lawrence	8349	West Avenue E-12		Antelope Acr	CA	93536	44,990	1	44,990
Audet	Louis	7824	West Avenue E-10		Antelope Acr	CA	93536	44,980	1	44,980
McCue	Kenneth	47363	91st Street West		Antelope Acr	CA	93536	44,880	1	44,880
Gibson	Charles & Sheila	8616	West Avenue D-6		Antelope Acr	CA	93536	44,880	1	44,880
Settlemyre	Jerry	8211	West Avenue E-4		Antelope Acr	CA	93536	44,870	1	44,870
Ritter	Andria	47932	90th Street West		Antelope Acr	CA	93536	44,860	1	44,860
Al-Saady	Joudi	8147	West Avenue E-12		Antelope Acr	CA	93536	44,840	1	44,840
Carlston	Gary & Lynette	8035	West Avenue D-14		Antelope Acr	Ca	93536	44,840	1	44,840
McCaughey & Evan	William & Sharon	8642	West Avenue E-12		Antelope Acr	CA	93536	44,750	1	44,750
Huehl	Michael	47407	91st Street West		Antelope Acr	CA	93536	44,720	1	44,720
Thomas	Kevin & Laura	8128	West Avenue E-8		Antelope Acr	Ca	93536	44,720	1	44,720
Wahlberg	Eric	47254	93rd Street West		Antelope Acr	CA	93536	44,710	1	44,710
Clements	Mariola	47710	93rd Street West		Antelope Acr	Ca	93536	44,710	1	44,710

Customer Name		Service Address					Usage	Multiplier	Usage w/ Multiplier	
Last	First	Number	Street Name	Apt.	City	State	Zip Code	Usage	Multiplier	Usage w/ Multiplier
Williams	Melville & Charle	8717	West Avenue D-10		Antelope Acr	Ca	93536	44,700	1	44,700
Guenther	Tim	8109	West Avenue E-12		Antelope Acr	CA	93536	44,650	1	44,650
Hodgman	Patrishia	47804	91st Street West		Antelope Acr	CA	93536	44,620	1	44,620
Bostic	Glen & Susan	47607	90th Street West		Antelope Acr	CA	93536	44,610	1	44,610
Knab	Shannon	47827	93rd Street West		Antelope Acr	CA	93536	44,600	1	44,600
Villars	Burlin	9139	West Avenue F-8		Antelope Acr	CA	93536	44,590	1	44,590
Newell	Robert	8224	West Avenue E-8		Antelope Acr	CA	93536	44,500	1	44,500
Gustason	Mark	8211	West Avenue E-12		Antelope Acr	CA	93536	44,390	1	44,390
Roman Perez	Tony Jacob &	49141	80th Street West		Antelope Acr	Ca	93536	44,320	1	44,320
Minor	Kathleen	9036	West Avenue E		Antelope Acr	CA	93536	44,300	1	44,300
Poitevint	Randy	8739	West Avenue E-12		Antelope Acr	CA	93536	44,240	1	44,240
Harrington	Billy & Ryan	8217	West Avenue D-12		Antelope Acr	CA	93536	44,190	1	44,190
Simpkin	Steven	9138	West Avenue E		Antelope Acr	CA	93536	44,140	1	44,140
Castandea	C	9033	West Avenue F-8		Antelope Acr	CA	93536	44,130	1	44,130
Goldberg	Lewis	8261	West Avenue F		Antelope Acr	CA	93536	44,090	1	44,090
Zion- Zamora	Enrique	8245	West Avenue E-4		Antelope Acr	CA	93536	44,090	1	44,090
Holland	Robert	9142	West Avenue E-8		Antelope Acr	CA	93536	43,980	1	43,980
Nichols	Charles	8510	West Avenue D-14		Antelope Acr	Ca	93536	43,940	1	43,940
Pineda	Carlos	47747	90th Street West		Antelope Acr	CA	93536	43,930	1	43,930
Von Massenbach	Costy	9135	West Avenue F		Antelope Acr	CA	93536	43,830	1	43,830
Nelson	Lance	8132	West Avenue D-14		Antelope Acr	CA	93536	43,830	1	43,830
Canales	Janice	8750	West Avenue E		Antelope Acr	CA	93536	43,820	1	43,820
McCullough	Robert	9255	West Avenue F		Antelope Acr	CA	93536	43,790	1	43,790
Marshall III	Verlin	48221	80th Street West		Antelope Acr	CA	93536	43,780	1	43,780
Railsback	Michael & Dora	7718	West Avenue E-12		Antelope Acr	CA	93536	43,750	1	43,750
Gloria McNeal	Ralph Severson,	7851	West Avenue E-12		Antelope Acr	Ca	93536	43,720	1	43,720
Fortin	Ray	8705	West Avenue E-8		Antelope Acr	CA	93536	43,650	1	43,650
Anguiano	Felipe	48210	91st Street West		Antelope Acr	Ca	93536	43,610	1	43,610
Jacobs	Brian	48129	91st Street West		Antelope Acr	CA	93536	43,580	1	43,580
Ron Harter	Craig Van Dam &	8133	West Avenue E-12		Antelope Acr	Ca	93536	43,540	1	43,540
Settlemyre	Jerry	8211	West Avenue E-4		Antelope Acr	CA	93536	43,490	1	43,490
Mokres	Melody	8202	West Avenue E		Antelope Acr	CA	93536	43,470	1	43,470
Ritchey	James	8725	West Avenue E-4		Antelope Acr	CA	93536	43,460	1	43,460
Financial Services	All American	47912	80th Street West		Antelope Acr	Ca	93536	43,410	1	43,410
Nelson	Fletcher	8660	West Avenue E-4		Antelope Acr	CA	93536	43,390	1	43,390
Arnold	Richard	47731	90th Street West		Antelope Acr	CA	93536	43,380	1	43,380
Brown	Charles	8707	West Avenue E-4		Antelope Acr	CA	93536	43,380	1	43,380
Morris	S	48446	90th Street West		Antelope Acr	CA	93536	43,360	1	43,360
Mazzei	Michael	8728	West Avenue E-12		Antelope Acr	CA	93536	43,350	1	43,350
Worden	Randy	47937	77th Street West		Antelope Acr	CA	93536	43,330	1	43,330
Rose	Mitch	9040	West Avenue F-4		Antelope Acr	CA	93536	43,300	1	43,300
Nicholson	Mark	47839	85th Street West		Antelope Acr	CA	93536	43,270	1	43,270
Wahlberg	Eric	47254	93rd Street West		Antelope Acr	CA	93536	43,220	1	43,220
Segale	Tom	7825	West Avenue F		Antelope Acr	CA	93536	43,200	1	43,200
Pettijohn	Loretta	47531	92nd Street West		Antelope Acr	CA	93536	43,170	1	43,170
Ojeda	Luis	8332	West Avenue E-4		Antelope Acr	CA	93536	43,170	1	43,170
Holland	Robert	9142	West Avenue E-8		Antelope Acr	CA	93536	43,120	1	43,120
Churchill	Melvin	47824	93rd Street West		Antelope Acr	CA	93536	43,100	1	43,100
Killian	Charles	8155	West Avenue D-10		Antelope Acr	CA	93536	43,020	1	43,020
MacKenzie	Carol & Larry	8037	West Avenue E-14		Antelope Acr	CA	93536	42,980	1	42,980
Baldorf	Robert & Kelly	8738	West Avenue E-12		Antelope Acr	CA	93536	42,980	1	42,980
Pettijohn	Loretta	47531	92nd Street West		Antelope Acr	CA	93536	42,970	1	42,970
Sorcelli	Henry	47527	90th Street West		Antelope Acr	CA	93536	42,960	1	42,960
Tyson	Walter & Shaun	8141	West Avenue D-14		Antelope Acr	CA	93536	42,940	1	42,940
Eversull	David (Jerry)	8058	West Avenue E		Antelope Acr	CA	93536	42,880	1	42,880
Chavez	Artemio	8530	West Avenue E-4		Antelope Acr	CA	93536	42,860	1	42,860
Thomas	Frank & Melinda	47327	91st Street West		Antelope Acr	CA	93536	42,850	1	42,850

Customer Name		Service Address					Usage	Multiplier	Usage w/ Multiplier	
Last	First	Number	Street Name	Apt.	City	State	Zip Code			
Carlston	Gary & Lynette	8035	West Avenue D-14		Antelope Acr	Ca	93536	42,850	1	42,850
Baker	Bruce & Laura	1 1/4 ac	3220-013-045		Antelope Acr	Ca	93536	42,840	1	42,840
Beuder	Lawrence & Pam	8644	West Avenue E-8		Antelope Acr	CA	93536	42,800	1	42,800
Scheivert	David & Sharon	48324	91st Street West		Antelope Acr	CA	93536	42,790	1	42,790
Freeman	Paul	8815	West Avenue E		Antelope Acr	CA	93536	42,770	1	42,770
Savoie	Christine	8315	West Avenue E-4		Antelope Acr	CA	93536	42,720	1	42,720
Guenther	Tim	8109	West Avenue E-12		Antelope Acr	CA	93536	42,680	1	42,680
Ayala	Enrique & Sylvia	8142	West Avenue D-14		Antelope cres	CA	93536	42,590	1	42,590
Rogers	Walter	47421	90th Street West		Antelope Acr	CA	93536	42,560	1	42,560
Neal	Bradford	8663	West Avenue E-8		Antelope Acr	CA	93536	42,560	1	42,560
Gloria McNeal	Ralph Severson,	7851	West Avenue E-12		Antelope Acr	Ca	93536	42,560	1	42,560
Zion- Zamora	Enrique	8245	West Avenue E-4		Antelope Acr	CA	93536	42,530	1	42,530
Bispo	Charlien	48308	90th Street West		Antelope Acr	CA	93536	42,520	1	42,520
Pulido	Raul	8535	West Avenue E-4		Antelope Acr	CA	93536	42,520	1	42,520
Reed	Steven	8811	West Avenue E-12		Antelope Acr	CA	93536	42,510	1	42,510
Smith	Christy	8810	Wood Ave		Antelope Acr	CA	93536	42,490	1	42,490
Mokres	Melody	8202	West Avenue E		Antelope Acr	CA	93536	42,480	1	42,480
Chaney	Clinton & Melinda	8513	West Avenue E		Antelope Acr	CA	93536	42,480	1	42,480
Worden	Randy	47937	77th Street West		Antelope Acr	CA	93536	42,410	1	42,410
Prenosil	Richard	8056	West Avenue D-10		Antelope Acr	Ca	93536	42,410	1	42,410
Gates	Joseph	47637	93rd Street West		Antelope Acr	CA	93536	42,370	1	42,370
Fiala	Roger	8146	West Avenue E		Antelope Acr	CA	93536	42,370	1	42,370
Segale	Thomas & Susan	8039	West Avenue E-4		Antelope Acr	CA	93536	42,310	1	42,310
Goldberg	Lewis	8261	West Avenue F		Antelope Acr	CA	93536	42,260	1	42,260
Tyson	Walter & Shaun	8141	West Avenue D-14		Antelope Acr	CA	93536	42,250	1	42,250
Terry	Dennis & Susan	8011	West Avenue D10		Antelope Acr	CA	93536	42,230	1	42,230
Falcon	Robert & Catalina	48165	90th Street West		Antelope Acr	CA	93536	42,210	1	42,210
Pittman	Joyce	47247	91st Street West		Antelope Acr	CA	93536	42,150	1	42,150
Kostecky	Steven & Marilyn	8722	West Avenue E		Antelope Acr	CA	93536	42,080	1	42,080
Graffam	Jeff & Wendy	8243	West Avenue E-12		Antelope Acr	CA	93536	42,040	1	42,040
France	Donald	8040	West Avenue D-14		Antelope Acr	CA	93536	41,930	1	41,930
Gloria McNeal	Ralph Severson,	7851	West Avenue E-12		Antelope Acr	Ca	93536	41,930	1	41,930
Scheivert	David & Sharon	48324	91st Street West		Antelope Acr	CA	93536	41,910	1	41,910
Karcher	Ted	48054	85th Street West		Antelope Acr	CA	93536	41,910	1	41,910
Moulton	Lawrence	8617	West Avenue D-10		Antelope Acr	CA	93536	41,860	1	41,860
Arslanian	George	47642	90th Street West		Antelope Acr	Ca	93536	41,860	1	41,860
Dale	Larry & Radinka	8717	Wood Avenue		Antelope Acr	CA	93536	41,840	1	41,840
Sterling	Timothy	8549	West Avenue D-2		Antelope Acr	CA	93536	41,830	1	41,830
Hylton	Richard & Margar	8585	West Avenue E		Antelope Acr	Ca	93536	41,770	1	41,770
Earley	William	8041	West Avenue D-10		Antelope Acr	CA	93536	41,710	1	41,710
Reed	Steven	8811	West Avenue E-12		Antelope Acr	CA	93536	41,700	1	41,700
Contrepoids	Gilles	8621	West Avenue E-12		Antelope Acr	CA	93536	41,670	1	41,670
Mojarro Jr.	Michael	7754	West Avenue E-12		Antelope Acr	CA	93536	41,550	1	41,550
Rodriguez	G	47405	92nd Street West		Antelope Acr	CA	93536	41,540	1	41,540
Nelson	Lance	8132	West Avenue D-14		Antelope Acr	CA	93536	41,510	1	41,510
Henrichs	Garold	9050	West Avenue E		Antelope Acr	CA	93536	41,470	1	41,470
Billet	Danny	8345	West Avenue E		Antelope Acr	CA	93536	41,440	1	41,440
Savoie	Christine	8315	West Avenue E-4		Antelope Acr	CA	93536	41,410	1	41,410
Dennett	Kristine & Scott	8717	West Avenue D-2		Antelope Acr	Ca	93536	41,410	1	41,410
Baldorf	Robert & Kelly	8738	West Avenue E-12		Antelope Acr	CA	93536	41,390	1	41,390
Beuder	Lawrence & Pam	8644	West Avenue E-8		Antelope Acr	CA	93536	41,370	1	41,370
Stine	Charles & Wendy	47736	80th Street West		Antelope Acr	Ca	93536	41,370	1	41,370
Emans	Jerry	9055	West Avenue F		Antelope Acr	CA	93536	41,250	1	41,250
Pulido	Raul & Bonnie	8535	West Avenue E-4		Antelope Acr	CA	93536	41,250	1	41,250
Harrington	Billy & Ryan	8217	West Avenue D-12		Antelope Acr	CA	93536	41,230	1	41,230
Berry	Chad	47849	91st Street West		Antelope Acr	CA	93536	41,220	1	41,220
Kirby	Pat & Evelyn	48011	80th Street West		Antelope Acr	CA	93536	41,220	1	41,220

Customer Name		Service Address					Usage	Multiplier	Usage w/ Multiplier	
Last	First	Number	Street Name	Apt.	City	State	Zip Code	Usage	Multiplier	Multiplier
Kostecky	Steven & Marilyn	8722	West Avenue E		Antelope Acr	CA	93536	41,220	1	41,220
Porter	Robert	8845	West Avenue E		Antelope Acr	CA	93536	41,210	1	41,210
Killian	Charles	8155	West Avenue D-10		Antelope Acr	CA	93536	41,160	1	41,160
Zapata	Carmen	8838	West Avenue D-6		Antelope Acr	CA	93536	41,160	1	41,160
Newell	Robert	8224	West Avenue E-8		Antelope Acr	CA	93536	41,120	1	41,120
Zamrzla	Robert	8741	West Avenue E-4		Antelope Acr	CA	93536	41,110	1	41,110
Scheivert	David & Sharon	48324	91st Street West		Antelope Acr	CA	93536	41,060	1	41,060
Dollens	Kelly	47707	85th Street West		Antelope Acr	CA	93536	41,030	1	41,030
Del Valle	Rancho Corona	47809	90th Street West		Antelope Acr	CA	93536	41,020	1	41,020
Stoddard	C.C.	9036	West Avenue F		Antelope Acr	CA	93536	41,020	1	41,020
Fitzpatrick	Kirsten	8513	West Avenue D-8		Antelope Acr	Ca	93536	40,840	1	40,840
Ford	Robert & Linda	9253	West Avenue F-8		Antelope Acr	CA	93536	40,780	1	40,780
Mazzei	Michael	8728	West Avenue E-12		Antelope Acr	CA	93536	40,780	1	40,780
Boyd	Russell	47805	91st Street West		Antelope Acr	CA	93536	40,770	1	40,770
Payne	Joseph	8325	West Avenue E		Antelope Acr	CA	93536	40,750	1	40,750
Miller	Frances	9157	West Avenue F		Antelope Acr	CA	93536	40,720	1	40,720
Patrick	Robert & Janet	9107	West Avenue F-8		Antelope Acr	CA	93536	40,700	1	40,700
France	Donald	8040	West Avenue D-14		Antelope Acr	CA	93536	40,690	1	40,690
Lovin	Christel	7740	West Avenue E-12		Antelope Acr	CA	93536	40,660	1	40,660
Freeman	Paul	8815	West Avenue E		Antelope Acr	CA	93536	40,630	1	40,630
Motter	Frank	8838	West Avenue D-4		Antelope Acr	CA	93536	40,620	1	40,620
Zapata	Carmen	8838	West Avenue D-6		Antelope Acr	CA	93536	40,610	1	40,610
Chourbagi	Mo Mamhuh Al	8256	West Avenue E-8		Antelope Acr	CA	93536	40,600	1	40,600
Jacobs	Brian	48129	91st Street West		Antelope Acr	CA	93536	40,510	1	40,510
Beuder	Lawrence & Pam	8644	West Avenue E-8		Antelope Acr	CA	93536	40,500	1	40,500
Lopez	Damian & Maricel	8323	West Avenue D-8		Antelope Acr	CA	93536	40,500	1	40,500
Daryl A. Knott	Michele Wright	8854	West Wood Avenue		Antelope Acr	Ca	93536	40,490	1	40,490
Fernandez	Gregorio	8115	West Avenue E-4		Antelope Acr	CA	93536	40,460	1	40,460
Mercy	Michael & Caryl	8621	West Avenue D-14		Antelope Acr	CA	93536	40,430	1	40,430
Bower	Jeffrey & Janet	8039	West Avenue E		Antelope Acr	CA	93536	40,430	1	40,430
Smith	Scott	8539	West Avenue E-8		Antelope Acr	CA	93536	40,400	1	40,400
Austin	Don	47858	85th Street West		Antelope Acr	CA	93536	40,400	1	40,400
Hodgman	Patrishia	47804	91st Street West		Antelope Acr	CA	93536	40,330	1	40,330
Smith	Scott	8539	West Avenue E-8		Antelope Acr	CA	93536	40,320	1	40,320
Redmayne	Michael	47737	93rd Street West		Antelope Acr	CA	93536	40,310	1	40,310
Arnold	Richard	47731	90th Street West		Antelope Acr	CA	93536	40,160	1	40,160
Fait	John	48222	93rd Street West		Antelope Acr	CA	93536	40,140	1	40,140
Spalla	Joe	8217	West Avenue E		Antelope Acr	Ca	93536	40,140	1	40,140
Satorius	Steven	8641	West Avenue E-4		Antelope Acr	CA	93536	40,110	1	40,110
Bower	Jeffrey & Janet	8039	West Avenue E		Antelope Acr	CA	93536	40,090	1	40,090
Matheny	Russell	8761	West Avenue E-4		Antelope Acr	CA	93536	40,020	1	40,020
Puschman	Robert & Irene	47255	93rd Street West		Antelope Acr	Ca	93536	40,010	1	40,010
Kerekes & Seyhold	Robert & Robin	47508	93rd Street West		Antelope Acr	CA	93536	39,990	1	39,990
Stoddard	C.C.	9036	West Avenue F		Antelope Acr	CA	93536	39,970	1	39,970
Kirby	Pat & Evelyn	48011	80th Street West		Antelope Acr	CA	93536	39,970	1	39,970
Wood	Joe	8720	Wood Ave		Antelope Acr	CA	93536	39,950	1	39,950
Mekel	Johan & Tina	48445	80th Street West		Antelope Acr	CA	93536	39,880	1	39,880
Gillis	Juanita	8033	West Avenue F		Antelope Acr	CA	93536	39,850	1	39,850
Rose	Mitch	9040	West Avenue F-4		Antelope Acr	CA	93536	39,830	1	39,830
Gray-Raighn	Cheryl	48259	80th Street West		Antelope Acr	CA	93536	39,800	1	39,800
Chaney	Clinton & Melinda	8513	West Avenue E		Antelope Acr	CA	93536	39,800	1	39,800
Thomas	Kevin & Laura	8128	West Avenue E-8		Antelope Acr	Ca	93536	39,800	1	39,800
Chavez	Artemio	8530	West Avenue E-4		Antelope Acr	CA	93536	39,770	1	39,770
Corbisier	Maurice	9104	West Avenue F		Antelope Acr	CA	93536	39,760	1	39,760
Solano	Leonardo	8818	West Avenue D-6		Antelope Acr	CA	93536	39,750	1	39,750
Ron Harter	Craig Van Dam &	8133	West Avenue E-12		Antelope Acr	Ca	93536	39,730	1	39,730
Valdivia	Alfred & Sandra	47411	90th Street West		Antelope Acr	CA	93536	39,680	1	39,680

Customer Name		Service Address						Usage	Multiplier	Usage w/ Multiplier
Last	First	Number	Street Name	Apt.	City	State	Zip Code			
Stoddard	C.C.	9036	West Avenue F		Antelope Acr	CA	93536	39,580	1	39,580
MacKenzie	Carol & Larry	8037	West Avenue E-14		Antelope Acr	CA	93536	39,540	1	39,540
Love	Paul	47635	91st Street West		Antelope Acr	CA	93536	39,510	1	39,510
Clemans	Herman	9113	West Avenue E-8		Antelope Acr	CA	93536	39,500	1	39,500
Garcia	Edward	8244	West Avenue E		Antelope Acr	CA	93536	39,490	1	39,490
Silva	Nancy	9226	West Avenue E		Antelope Acr	CA	93536	39,480	1	39,480
Rogers	Walter	47421	90th Street West		Antelope Acr	CA	93536	39,460	1	39,460
Hebel	Bernard	8110	West Avenue E-12		Antelope Acr	CA	93536	39,460	1	39,460
Ayala	Enrique & Sylvia	8142	West Avenue D-14		Antelope cres	CA	93536	39,420	1	39,420
Chaney	Clinton & Melinda	8513	West Avenue E		Antelope Acr	CA	93536	39,380	1	39,380
Parsons	David	47231	92nd Street West		Antelope Acr	CA	93536	39,360	1	39,360
Shephard	Richard & Kim	7824	West Avenue E-14		Antelope Acr	Ca	93536	39,360	1	39,360
Wahlberg	Eric	47254	93rd Street West		Antelope Acr	CA	93536	39,330	1	39,330
Mazzei	Michael	8728	West Avenue E-12		Antelope Acr	CA	93536	39,330	1	39,330
Adams	J.C.	47438	91st Street West		Antelope Acr	CA	93536	39,320	1	39,320
Hartzog	Brenda	8655	West Avenue D-6		Antelope Acr	CA	93536	39,270	1	39,270
Dowling	Annette	48038	93rd Street West		Antelope Acr	CA	93536	39,260	1	39,260
Alexander	Vicki	8839	West Avenue D-2		Antelope Acr	Ca	93536	39,260	1	39,260
Boyd	Debbie	8839	West Avenue D-6		Antelope Acr	CA	93536	39,240	1	39,240
Ayala	Enrique & Sylvia	8142	West Avenue D-14		Antelope cres	CA	93536	39,220	1	39,220
Swanson	Bill	47655	80th Street West		Antelope Acr	CA	93536	39,180	1	39,180
Smith	Christy	8810	Wood Ave		Antelope Acr	CA	93536	39,170	1	39,170
Zion- Zamora	Enrique	8245	West Avenue E-4		Antelope Acr	CA	93536	39,160	1	39,160
Zion- Zamora	Enrique	8245	West Avenue E-4		Antelope Acr	CA	93536	39,120	1	39,120
Benavidez	Paula	48256	93rd Street West		Antelope Acr	CA	93536	39,100	1	39,100
Heden	Rogers	47422	92nd Street West		Antelope Acr	CA	93536	39,060	1	39,060
Chapman	Ira	49019	Dadion Avenue		Antelope Acr	CA	93536	39,060	1	39,060
Yates	Lawrence	8349	West Avenue E-12		Antelope Acr	CA	93536	38,980	1	38,980
Hanes	Allen	8745	West Avenue D-12		Antelope Acr	CA	93536	38,920	1	38,920
Paiva & Santori		8707	West Avenue F		Antelope Acr	CA	93536	38,910	1	38,910
Mayes	Robert	9254	West Avenue E-8		Antelope Acr	CA	93536	38,900	1	38,900
Radics	Larry	8622	West Avenue D		Antelope Acr	CA	93536	38,880	1	38,880
Sanchez	Teresita	48508	85th Street West		Antelope Acr	Ca	93536	38,870	1	38,870
Smith	Andrew	47724	93rd Street West		Antelope Acr	CA	93536	38,850	1	38,850
Atrops	Andrew	8239	West Avenue E-8		Antelope Acr	CA	93536	38,850	1	38,850
Fitzpatrick	Kirsten	8513	West Avenue D-8		Antelope Acr	Ca	93536	38,790	1	38,790
Towry	Vernon	8727	West Avenue E-12		Antelope Acr	CA	93536	38,770	1	38,770
Redmayne	Michael	47737	93rd Street West		Antelope Acr	CA	93536	38,750	1	38,750
Henrichs	Garold	9050	West Avenue E		Antelope Acr	CA	93536	38,720	1	38,720
Porter	Robert	8845	West Avenue E		Antelope Acr	CA	93536	38,680	1	38,680
Miller	Frances	9157	West Avenue F		Antelope Acr	CA	93536	38,660	1	38,660
Campbell	David & Deanna	8161	West Avenue E-8		Antelope Acr	Ca	93536	38,640	1	38,640
Simpson	Kevin	47801	91st Street West		Antelope Acr	CA	93536	38,630	1	38,630
Reyes	Ramon	8313	West Avenue D-12		Antelope Acr	Ca	93536	38,630	1	38,630
Zamora	Geobalda	8852	West Avenue D-12		Antelope Acr	CA	93536	38,600	1	38,600
Berry	Chad	47849	91st Street West		Antelope Acr	CA	93536	38,580	1	38,580
Zander	Gert & Johanna	8848	West Avenue D-8		Antelope Acr	Ca	93536	38,570	1	38,570
Sanders	Denis & Robin	9242	West Avenue E-8		Antelope Acr	CA	93536	38,550	1	38,550
Dollens	Kelly	47707	85th Street West		Antelope Acr	CA	93536	38,530	1	38,530
Huehl	Michael	47407	91st Street West		Antelope Acr	CA	93536	38,520	1	38,520
Emans	Jerry	9055	West Avenue F		Antelope Acr	CA	93536	38,520	1	38,520
Carroll	Bruce	47909	85th Street West		Antelope Acr	CA	93536	38,500	1	38,500
Chourbagi	Mo Mamhuh Al	8256	West Avenue E-8		Antelope Acr	CA	93536	38,490	1	38,490
Johnstone	Diane	8611	West Avenue E-4		Antelope Acr	CA	93536	38,420	1	38,420
Solano	Leonardo	8818	West Avenue D-6		Antelope Acr	CA	93536	38,420	1	38,420
Graham	Edward	8253	West Avenue D-10		Antelope Acr	Ca	93536	38,330	1	38,330
Llarena	Joseph & Joy	8553	West Avenue F		Antelope Acr	CA	93536	38,290	1	38,290

Customer Name		Service Address					Usage	Multiplier	Usage w/ Multiplier	
Last	First	Number	Street Name	Apt.	City	State	Zip Code			
Lugo	Eusebio	8124	West Avenue D-12		Antelope Acr	Ca	93536	38,260	0	0
Blankenship	Frank	8747	West Avenue D-6		Antelope Acr	CA	93536	38,220	1	38,220
Sanders	Denis & Robin	9224	West Avenue E-8		Antelope Acr	CA	93536	38,200	1	38,200
Nichols	Charles	8510	West Avenue D-14		Antelope Acr	Ca	93536	38,200	1	38,200
Sims	Gary	47925	80th Street West		Antelope Acr	CA	93536	38,180	1	38,180
Dollens	Kelly	47707	85th Street West		Antelope Acr	CA	93536	38,180	1	38,180
Reyes	Ramon	8313	West Avenue D-12		Antelope Acr	Ca	93536	38,180	1	38,180
Harman	Donald	8750	West Avenue D-10		Antelope Acr	CA	93536	38,130	1	38,130
Terry	Dennis & Susan	8011	West Avenue D10		Antelope Acr	CA	93536	38,130	1	38,130
Hanes	Allen	8745	West Avenue D-12		Antelope Acr	CA	93536	38,120	1	38,120
Ojeda	Luis	8332	West Avenue E-4		Antelope Acr	CA	93536	38,090	1	38,090
Meritt	Tracy	9041	West Avenue F-4		Antelope Acr	CA	93536	38,060	1	38,060
Miracle	Robert	47455	93rd Street West		Antelope Acr	CA	93536	38,050	1	38,050
Meyers	Brian	47553	92nd Street West		Antelope Acr	CA	93536	38,050	1	38,050
Perez Tamayo	Juan	8325	West Avenue E-8		Antelope Acr	CA	93536	38,050	1	38,050
Benavidez	Paula	48256	93rd Street West		Antelope Acr	CA	93536	38,040	1	38,040
Radics	Larry	8622	West Avenue D		Antelope Acr	CA	93536	38,030	1	38,030
Pettijohn	Loretta	47531	92nd Street West		Antelope Acr	CA	93536	37,960	1	37,960
Sarkisyan	Varantsov & Meri	8823	West Avenue D-4		Antelope Acr	CA	93536	37,960	1	37,960
Howard	Steven & Peggy	8241	West Avenue D-6		Antelope Acr	Ca	93536	37,960	1	37,960
Basurto Jr.	Joseph	47842	93rd Street West		Antelope Acr	CA	93536	37,910	1	37,910
Mayfield	Steve	8817	West Avenue D-6		Antelope Acr	Ca	93536	37,820	1	37,820
Sanchez	Teresita	48508	85th Street West		Antelope Acr	Ca	93536	37,810	1	37,810
Zapata	Carmen	8838	West Avenue D-6		Antelope Acr	CA	93536	37,800	1	37,800
Jacobs	Brian	48129	91st Street West		Antelope Acr	CA	93536	37,770	1	37,770
Worden	Randy	47937	77th Street West		Antelope Acr	CA	93536	37,740	1	37,740
Alexander	Vicki	8839	West Avenue D-2		Antelope Acr	Ca	93536	37,690	1	37,690
Konstantelos	Amy	8708	West Avenue E-8		Antelope Acr	CA	93536	37,660	1	37,660
Kuntz	Raymond	48353	85th Street West		Antelope Acr	CA	93536	37,620	1	37,620
Hartz	Jerry & Sarah	9035	West Avenue F		Antelope Acr	CA	93536	37,590	1	37,590
Kirby	Pat & Evelyn	48011	80th Street West		Antelope Acr	CA	93536	37,570	1	37,570
Garcia Donis	Jose & Miriam	8538	West Avenue E		Antelope Acr	CA	93536	37,570	1	37,570
Stella Hernandez	Frank Aguilar &	8140	West Avenue E-8		Antelope Acr	Ca	93536	37,550	1	37,550
Mastropietro	Mark & Sheri	8142	West Avenue D-2		Antelope Acr	Ca	93536	37,530	1	37,530
Arslanian	George	47642	90th Street West		Antelope Acr	Ca	93536	37,460	1	37,460
Miracle	Robert	47455	93rd Street West		Antelope Acr	CA	93536	37,450	1	37,450
Ayala	Enrique & Sylvia	8142	West Avenue D-14		Antelope cres	CA	93536	37,450	1	37,450
Treadwell	Larry	8757	West Avenue E-12		Antelope Acr	CA	93536	37,440	1	37,440
Zamora	Geobalda	8852	West Avenue D-12		Antelope Acr	CA	93536	37,430	1	37,430
Sims	Gary	47925	80th Street West		Antelope Acr	CA	93536	37,390	1	37,390
Prather	Lee	8251	West Avenue F		Antelope Acr	CA	93536	37,380	1	37,380
Schneider	Michelle	8057	West Avenue F		Antelope Acr	CA	93536	37,380	1	37,380
Pittman	Joyce	47247	91st Street West		Antelope Acr	CA	93536	37,370	1	37,370
Ritchea	James	8725	West Avenue E-4		Antelope Acr	CA	93536	37,370	1	37,370
Arnold	Richard	47731	90th Street West		Antelope Acr	CA	93536	37,360	1	37,360
Collins	Christine	8753	West Avenue D-2		Antelope Acr	Ca	93536	37,310	1	37,310
Freeman	Paul	8815	West Avenue E		Antelope Acr	CA	93536	37,270	1	37,270
Huehl	Michael	47407	91st Street West		Antelope Acr	CA	93536	37,240	1	37,240
Railsback	Michael & Dora	7718	West Avenue E-12		Antelope Acr	CA	93536	37,200	1	37,200
Baldorf	Robert & Kelly	8738	West Avenue E-12		Antelope Acr	CA	93536	37,180	1	37,180
Hartz	Jerry & Sarah	9035	West Avenue F		Antelope Acr	CA	93536	37,150	1	37,150
Robbins	Lyle	8225	West Avenue E-4		Antelope Acr	CA	93536	37,110	1	37,110
Karcher	Ted	48054	85th Street West		Antelope Acr	CA	93536	37,100	1	37,100
Thomas	Kevin & Laura	8128	West Avenue E-8		Antelope Acr	Ca	93536	37,100	1	37,100
Spalla	Joe	8217	West Avenue E		Antelope Acr	Ca	93536	37,070	1	37,070
Spease	Jim	8618	West Avenue E-12		Antelope Acr	CA	93536	37,060	1	37,060
Beuder	Lawrence & Pam	8644	West Avenue E-8		Antelope Acr	CA	93536	37,030	1	37,030

Customer Name		Service Address					Usage	Multiplier	Usage w/ Multiplier	
Last	First	Number	Street Name	Apt.	City	State	Zip Code			
Hooper	Matthew & Rebec	8517	West Avenue D-4		Antelope Acr	Ca	93536	37,030	1	37,030
Simpkin	Steven	9138	West Avenue E		Antelope Acr	CA	93536	37,000	1	37,000
Lugo	Eusebio	8124	West Avenue D-12		Antelope Acr	Ca	93536	36,970	0	0
Satorius	Steven	8641	West Avenue E-4		Antelope Acr	CA	93536	36,950	1	36,950
Micherri	Joseph & Marlen	7829	West Avenue E-14		Antelope Acr	CA	93536	36,870	1	36,870
Young	Anne	8757	West Avenue D-8		Antelope Acr	CA	93536	36,850	1	36,850
Patrick	Robert & Janet	9107	West Avenue F-8		Antelope Acr	CA	93536	36,830	1	36,830
Investment Corp.	Castle Stone	8305	West Avenue F		Antelope Acr	CA	93536	36,790	1	36,790
Knudson	Douglas	47821	90th Street West		Antelope Acr	CA	93536	36,760	1	36,760
McCaughy & Evan	William & Sharon	8642	West Avenue E-12		Antelope Acr	CA	93536	36,730	1	36,730
Eversull	David (Jerry)	8058	West Avenue E		Antelope Acr	CA	93536	36,720	1	36,720
Spease	Jim	8618	West Avenue E-12		Antelope Acr	CA	93536	36,700	1	36,700
Jacobson	Ronald & Melissa	8646	West Avenue E-4		Antelope Acr	Ca	93536	36,700	1	36,700
Garner	James	8202	West Avenue E-12		Antelope Acr	CA	93536	36,670	1	36,670
Williams	Barbara	47553	93rd Street West		Antelope Acr	CA	93536	36,650	1	36,650
Konstantelos	Amy	8708	West Avenue E-8		Antelope Acr	CA	93536	36,600	1	36,600
Sheppard	Phillip & Kathleen	48521	80th Street West		Antelope Acr	Ca	93536	36,600	1	36,600
Mekel	Johan & Tina	48445	80th Street West		Antelope Acr	CA	93536	36,580	1	36,580
Baker	Bruce	8319	West Avenue E-4		Antelope Acr	CA	93536	36,570	1	36,570
Porter	Robert	8845	West Avenue E		Antelope Acr	CA	93536	36,570	1	36,570
Fuentes	Elizabeth	8130	West Avenue E-12		Antelope Acr	CA	93536	36,550	1	36,550
Sanders	Denis & Robin	9242	West Avenue E-8		Antelope Acr	CA	93536	36,520	1	36,520
Prather	Lee	8251	West Avenue F		Antelope Acr	CA	93536	36,480	1	36,480
Mojarro Jr.	Michael	7754	West Avenue E-12		Antelope Acr	CA	93536	36,440	1	36,440
Zander	Gert & Johanna	8848	West Avenue D-8		Antelope Acr	Ca	93536	36,380	1	36,380
Audel	Louis	7824	West Avenue E-10		Antelope Acr	CA	93536	36,340	1	36,340
Parsons	David	47231	92nd Street West		Antelope Acr	CA	93536	36,330	1	36,330
Ron Harter	Craig Van Dam &	8133	West Avenue E-12		Antelope Acr	Ca	93536	36,310	1	36,310
Martinez	Samuel	48109	93rd Street West		Antelope Acr	CA	93536	36,290	1	36,290
Westside Communit		47707	90th Street West		Antelope Acr	CA	93536	36,250	1	36,250
Wood	Joe	8720	Wood Ave		Antelope Acr	CA	93536	36,250	1	36,250
Baker	Bruce	8308	West Avenue E		Antelope Acr	CA	93536	36,200	1	36,200
Thomas	Chad & Arlene	47840	91st Street West		Antelope Acr	CA	93536	36,190	1	36,190
Dixon	Ronald	8838	West Avenue E-4		Antelope Acr	CA	93536	36,180	1	36,180
Al-Saady	Joudi	8147	West Avenue E-12		Antelope Acr	CA	93536	36,170	1	36,170
Puschman	Robert & Irene	47255	93rd Street West		Antelope Acr	Ca	93536	36,160	1	36,160
Mojarro Jr.	Michael	7754	West Avenue E-12		Antelope Acr	CA	93536	36,120	1	36,120
Knab	Shannon	47827	93rd Street West		Antelope Acr	CA	93536	36,070	1	36,070
Rodriguez	G	47405	92nd Street West		Antelope Acr	CA	93536	36,070	1	36,070
& Joy Wical	Victor Penner	8328	West Avenue E-12		Antelope Acr	CA	93536	36,040	1	36,040
Segale	Thomas & Susan	8039	West Avenue E-4		Antelope Acr	CA	93536	36,040	1	36,040
Falcon	Robert & Catalina	48165	90th Street West		Antelope Acr	CA	93536	36,020	1	36,020
Brown	Charles	8707	West Avenue E-4		Antelope Acr	CA	93536	35,990	1	35,990
Reyes	Ramon	8313	West Avenue D-12		Antelope Acr	Ca	93536	35,990	1	35,990
Howard	Steven & Peggy	8241	West Avenue D-6		Antelope Acr	Ca	93536	35,910	1	35,910
Zapata	Carmen	8838	West Avenue D-6		Antelope Acr	CA	93536	35,900	1	35,900
Darton	Connie	48842	87th Street West		Antelope Acr	CA	93536	35,890	1	35,890
Robbins	Lyle	8225	West Avenue E-4		Antelope Acr	CA	93536	35,880	1	35,880
Chaney	Clinton & Melinda	8513	West Avenue E		Antelope Acr	CA	93536	35,880	1	35,880
Railsback	Michael & Dora	7718	West Avenue E-12		Antelope Acr	CA	93536	35,870	1	35,870
Smith	Scott	8539	West Avenue E-8		Antelope Acr	CA	93536	35,840	1	35,840
Giba	Brian	47823	85th Street West		Antelope Acr	CA	93536	35,810	1	35,810
Gustason	Mark	8211	West Avenue E-12		Antelope Acr	CA	93536	35,790	1	35,790
Emans	Jerry	9055	West Avenue F		Antelope Acr	CA	93536	35,780	1	35,780
Matheny	Russell	8761	West Avenue E-4		Antelope Acr	CA	93536	35,780	1	35,780
Woolley	Cherilyn	47261	92nd Street West		Antelope Acr	CA	93536	35,770	1	35,770
Dixon	Ronald	8838	West Avenue E-4		Antelope Acr	CA	93536	35,750	1	35,750



Customer Name		Service Address						Usage	Multiplier	Usage w/ Multiplier
Last	First	Number	Street Name	Apt.	City	State	Zip Code			
Anguiano	Felipe	48210	91st Street West		Antelope Acr	Ca	93536	35,750	1	35,750
Solorio	Jorge Enrique	48225	93rd Street West		Antelope Acr	CA	93536	35,730	1	35,730
Ford	Robert & Linda	9253	West Avenue F-8		Antelope Acr	CA	93536	35,710	1	35,710
Heden	Rogers	47422	92nd Street West		Antelope Acr	CA	93536	35,690	1	35,690
Ansolabehere	Michael	8631	West Avenue E-8		Antelope Acr	CA	93536	35,630	1	35,630
Garcia/Donis	Jose & Miriam	8538	West Avenue E		Antelope Acr	CA	93536	35,630	1	35,630
Scheivert	David & Sharon	48324	91st Street West		Antelope Acr	CA	93536	35,610	1	35,610
Bispo	Charlien	48308	90th Street West		Antelope Acr	CA	93536	35,590	1	35,590
Spease	Jim	8618	West Avenue E-12		Antelope Acr	CA	93536	35,560	1	35,560
Daryl A. Knott	Michele Wright	8854	West Wood Avenue		Antelope Acr	Ca	93536	35,520	1	35,520
Johnstone	Diane	8611	West Avenue E-4		Antelope Acr	CA	93536	35,520	1	35,520
Yates	Lawrence	8349	West Avenue E-12		Antelope Acr	CA	93536	35,510	1	35,510
Sanchez	Teresita	48508	85th Street West		Antelope Acr	Ca	93536	35,510	1	35,510
Fluker	M	8158	West Avenue E-12		Antelope Acr	CA	93536	35,490	1	35,490
Kuntz	Raymond	48353	85th Street West		Antelope Acr	CA	93536	35,490	1	35,490
Maria	Ronald	9126	West Avenue E		Antelope Acr	CA	93536	35,460	1	35,460
Bostic	Glen & Susan	47607	90th Street West		Antelope Acr	CA	93536	35,400	1	35,400
Audet	Louis	7824	West Avenue E-10		Antelope Acr	CA	93536	35,370	1	35,370
King	Maryanne	8606	West Avenue E-4		Antelope Acr	Ca	93536	35,370	1	35,370
Estrada	Carlos	8658	West Avenue D		Antelope Acr	CA	93536	35,340	1	35,340
Simpkin	Steven	9138	West Avenue E		Antelope Acr	CA	93536	35,310	1	35,310
Carpenter	Vernon	8155	West Avenue E		Antelope Acr	CA	93536	35,290	1	35,290
Ayala	Enrique & Sylvia	8142	West Avenue D-14		Antelope cres	CA	93536	35,280	1	35,280
Baker	Bruce & Laura	1 1/4 ac	3220-013-045		Antelope Acr	Ca	93536	35,240	1	35,240
Dixon	Ronald	8838	West Avenue E-4		Antelope Acr	CA	93536	35,230	1	35,230
Kerekes & Seyhold	Robert & Robin	47508	93rd Street West		Antelope Acr	CA	93536	35,210	1	35,210
Robbins	Lyle	8225	West Avenue E-4		Antelope Acr	CA	93536	35,200	1	35,200
Mayfield	Steve	8817	West Avenue D-6		Antelope Acr	Ca	93536	35,200	1	35,200
Von Massenbach	Costy	9135	West Avenue F		Antelope Acr	CA	93536	35,190	1	35,190
William Powell	Kimberly Flores &	48246	93rd Street West		Antelope Acr	CA	93536	35,180	1	35,180
Ritchea	James	8725	West Avenue E-4		Antelope Acr	CA	93536	35,130	1	35,130
Solano	Leonardo	8818	West Avenue D-6		Antelope Acr	CA	93536	35,110	1	35,110
Ritchea	James	8725	West Avenue E-4		Antelope Acr	CA	93536	35,070	1	35,070
Billet	Danny	8345	West Avenue E		Antelope Acr	CA	93536	35,070	1	35,070
Rel	Ricardo & Pat	8661	West Avenue E-4		Antelope Acr	CA	93536	35,030	1	35,030
Lopez	Damian & Maricel	8323	West Avenue D-8		Antelope Acr	CA	93536	35,020	1	35,020
Radics	Larry	8622	West Avenue D		Antelope Acr	CA	93536	35,000	1	35,000
Marsh	Brian & Janet	8650	West Avenue D-12		Antelope Acr	CA	93536	34,980	1	34,980
Baker	Bruce	8319	West Avenue E-4		Antelope Acr	CA	93536	34,970	1	34,970
William Powell	Kimberly Flores &	48246	93rd Street West		Antelope Acr	CA	93536	34,960	1	34,960
Nichols	Charles	8510	West Avenue D-14		Antelope Acr	Ca	93536	34,960	1	34,960
Canales	Janice	8750	West Avenue E		Antelope Acr	CA	93536	34,940	1	34,940
McCue	Kenneth	47363	91st Street West		Antelope Acr	CA	93536	34,930	1	34,930
Rose	Mitch	9040	West Avenue F-4		Antelope Acr	CA	93536	34,920	1	34,920
Julian	Lewey	9227	West Avenue E-8		Antelope Acr	CA	93536	34,880	1	34,880
Dowling	Annette	48038	93rd Street West		Antelope Acr	CA	93536	34,850	1	34,850
Worden	Randy	47937	77th Street West		Antelope Acr	CA	93536	34,850	1	34,850
Robbins	Lyle	8225	West Avenue E-4		Antelope Acr	CA	93536	34,820	1	34,820
Churchill	Melvin	47824	93rd Street West		Antelope Acr	CA	93536	34,800	1	34,800
Pino	Gregg	47227	90th Street West		Antelope Acr	CA	93536	34,790	1	34,790
Simpkin	Steven	9138	West Avenue E		Antelope Acr	CA	93536	34,780	1	34,780
Mercy	Michael & Caryl	8621	West Avenue D-14		Antelope Acr	CA	93536	34,740	1	34,740
Dollens	Kelly	47707	85th Street West		Antelope Acr	CA	93536	34,720	1	34,720
Parsons	David	47231	92nd Street West		Antelope Acr	CA	93536	34,710	1	34,710
Hodgman	Patrishia	47804	91st Street West		Antelope Acr	CA	93536	34,700	1	34,700
Keefauver	Cindie	47655	91st Street West		Antelope Acr	CA	93536	34,680	1	34,680
Dollens	Kelly	47707	85th Street West		Antelope Acr	CA	93536	34,680	1	34,680

Customer Name		Service Address						Usage	Multiplier	Usage w/ Multiplier
Last	First	Number	Street Name	Apt.	City	State	Zip Code			
Durost	Kenneth & Karen	8827	West Avenue D-2		Antelope Acr	Ca	93536	34,670	1	34,670
Mastropietro	Mark & Sheri	8142	West Avenue D-2		Antelope Acr	Ca	93536	34,630	1	34,630
Medina	Juan & Biolena	8354	West Avenue E-12		Antelope Acr	CA	93536	34,600	1	34,600
Moulton	Lawrence	8617	West Avenue D-10		Antelope Acr	CA	93536	34,590	1	34,590
Ehlers	Stephen	8115	West Avenue D-2		Antelope Acr	Ca	93536	34,540	1	34,540
Gloria McNeal	Ralph Severson,	7851	West Avenue E-12		Antelope Acr	Ca	93536	34,540	1	34,540
McTaggart	Brian	48810	87th Street West		Antelope Acr	Ca	93536	34,530	1	34,530
Henrichs	Garold	9050	West Avenue E		Antelope Acr	CA	93536	34,500	1	34,500
Gardner-Corlew	Margaret	8655	West Avenue E-12		Antelope Acr	CA	93536	34,480	1	34,480
Sommer	Donald & Rosario	7802	West Avenue E-14		Antelope Acr	Ca	93536	34,480	1	34,480
Thomas	Kevin & Laura	8128	West Avenue E-8		Antelope Acr	Ca	93536	34,440	1	34,440
Graham	Edward	8253	West Avenue D-10		Antelope Acr	Ca	93536	34,430	1	34,430
Falcon	Robert & Catalina	48165	90th Street West		Antelope Acr	CA	93536	34,400	1	34,400
Darton	Connie	48842	87th Street West		Antelope Acr	CA	93536	34,360	1	34,360
Thomas	Kevin & Laura	8128	West Avenue E-8		Antelope Acr	Ca	93536	34,340	1	34,340
Basurto Jr.	Joseph	47842	93rd Street West		Antelope Acr	CA	93536	34,310	1	34,310
Kell	William	47355	90th Street West		Antelope Acr	CA	93536	34,280	1	34,280
Nelson	Lance	8132	West Avenue D-14		Antelope Acr	CA	93536	34,280	1	34,280
Mojarro Jr.	Michael	7754	West Avenue E-12		Antelope Acr	CA	93536	34,240	1	34,240
Clemons	George	47958	85th Street West		Antelope Acr	CA	93536	34,240	1	34,240
Spalla	Joe	8217	West Avenue E		Antelope Acr	Ca	93536	34,200	1	34,200
Jamroz	Laurie	48043	91st Street West		Antelope Acr	CA	93536	34,160	1	34,160
Stine	Charles & Wendy	47736	80th Street West		Antelope Acr	Ca	93536	34,130	1	34,130
Karcher	Ted	48054	85th Street West		Antelope Acr	CA	93536	34,120	1	34,120
Morris	Peter & Carol	9202	West Avenue E-8		Antelope Acr	CA	93536	34,040	1	34,040
Sanchez	Teresita	48508	85th Street West		Antelope Acr	Ca	93536	34,040	1	34,040
Dennett	Kristine & Scott	8717	West Avenue D-2		Antelope Acr	Ca	93536	34,020	1	34,020
Ward	Ronald	7843	West Avenue F		Antelope Acr	Ca	93536	34,000	1	34,000
Huehl	Michael	47407	91st Street West		Antelope Acr	CA	93536	33,990	1	33,990
Canales	Janice	8750	West Avenue E		Antelope Acr	CA	93536	33,990	1	33,990
Smith	Scott	8539	West Avenue E-8		Antelope Acr	CA	93536	33,980	1	33,980
Green	Janice	49049	Dadion Avenue		Antelope Acr	CA	93536	33,960	1	33,960
Savoie	Christine	8315	West Avenue E-4		Antelope Acr	CA	93536	33,950	1	33,950
Savoie	Christine	8315	West Avenue E-4		Antelope Acr	CA	93536	33,930	1	33,930
Julian	Lewey	9227	West Avenue E-8		Antelope Acr	CA	93536	33,890	1	33,890
Gray-Raighn	Cheryl	48259	80th Street West		Antelope Acr	CA	93536	33,860	1	33,860
Keys	Mike & Deborah	47846	77th Street West		Antelope Acr	Ca	93536	33,850	1	33,850
Gutierrez	Gilbert	8238	West Avenue E-12		Antelope Acr	CA	93536	33,830	1	33,830
Leon	Maudie	8608	west Avenue E-8		Antelope Acr	CA	93536	33,800	1	33,800
Weyher	Richard	8827	West Avenue D-10		Antelope Acr	CA	93536	33,790	1	33,790
Fuller	Jon	47455	92nd Street West		Antelope Acr	CA	93536	33,780	1	33,780
Taylor	Robert	8645	Wood Ave		Antelope Acr	CA	93536	33,770	1	33,770
Moulton	Lawrence	8617	West Avenue D-10		Antelope Acr	CA	93536	33,720	1	33,720
Meyers	Brian	47553	92nd Street West		Antelope Acr	CA	93536	33,610	1	33,610
Whitehead Jr.	John	9144	West Avenue F		Antelope Acr	CA	93536	33,590	1	33,590
Daryl A. Knott	Michele Wright	8854	West Wood Avenue		Antelope Acr	Ca	93536	33,520	1	33,520
Woolley	Cherilyn	47261	92nd Street West		Antelope Acr	CA	93536	33,520	1	33,520
Klauss	Ricky & Peggy	8816	West Avenue D		Antelope Acr	Ca	93536	33,490	1	33,490
Rush	Paul	8024	West Avenue E		Antelope Acr	CA	93536	33,470	1	33,470
Al-Saady	Joudi	8147	West Avenue E-12		Antelope Acr	CA	93536	33,460	1	33,460
Baker	Bruce & Laura	1 1/4 ac	3220-013-045		Antelope Acr	Ca	93536	33,440	1	33,440
Beuder	Lawrence & Pam	8644	West Avenue E-8		Antelope Acr	CA	93536	33,410	1	33,410
Meritt	John	8161	West Avenue E-12		Antelope Acr	CA	93536	33,400	1	33,400
Al-Saady	Joudi	8147	West Avenue E-12		Antelope Acr	CA	93536	33,370	1	33,370
Mosqueda	Victor & Maria	8801	West Avenue E-4		Antelope Acr	CA	93536	33,350	1	33,350
Mojarro Jr.	Michael	7754	West Avenue E-12		Antelope Acr	CA	93536	33,330	1	33,330
Mokres	Melody	8202	West Avenue E		Antelope Acr	CA	93536	33,290	1	33,290

Customer Name			Service Address				Usage	Multiplier	Usage w/ Multiplier	
Last	First	Number	Street Name	Apt.	City	State	Zip Code			
Toledo	Cesar	8819	West Avenue D-14		Antelope Acr	Ca	93536	33,290	1	33,290
Patrick	Robert & Janet	9107	West Avenue F-8		Antelope Acr	CA	93536	33,280	1	33,280
Miller	Frances	9157	West Avenue F		Antelope Acr	CA	93536	33,240	1	33,240
Wilber	Russell & Marie	47824	85th Street West		Antelope Acr	CA	93536	33,180	1	33,180
Rush	Paul	8024	West Avenue E		Antelope Acr	CA	93536	33,160	1	33,160
Dale	Larry & Radinka	8717	Wood Avenue		Antelope Acr	CA	93536	33,140	1	33,140
McCloud	Darry	8219	West avenue D-10		Antelope Acr	CA	93536	33,140	1	33,140
Sonner	Joseph	8324	West Avenue E-8		Antelope Acr	CA	93536	33,120	1	33,120
Boyd	Russell	47805	91st Street West		Antelope Acr	CA	93536	33,110	1	33,110
Sterling	Timothy	8549	West Avenue D-2		Antelope Acr	CA	93536	33,100	1	33,100
McTaggart	Brian	48810	87th Street West		Antelope Acr	Ca	93536	33,100	1	33,100
Hooper	Matthew & Rebec	8517	West Avenue D-4		Antelope Acr	Ca	93536	33,080	1	33,080
Mercier	David	8318	West Avenue E-8		Antelope Acr	CA	93536	33,070	1	33,070
Bostic	Glen & Susan	47607	90th Street West		Antelope Acr	CA	93536	33,050	1	33,050
Meeden	M	48261	85th Street West		Antelope Acr	CA	93536	33,050	1	33,050
Rush	Paul	8024	West Avenue E		Antelope Acr	CA	93536	33,030	1	33,030
Williams	Melville & Charle	8717	West Avenue D-10		Antelope Acr	Ca	93536	33,030	1	33,030
Diaz	Adolfo	5 acres	3264-011-001		Antelope Acr	Ca	93536	32,990	1	32,990
Parsons	David	47231	92nd Street West		Antelope Acr	CA	93536	32,980	1	32,980
Bowman	Timothy	48259	90th Street West		Antelope Acr	Ca	93536	32,960	1	32,960
Wilber	Russell & Marie	47824	85th Street West		Antelope Acr	CA	93536	32,940	1	32,940
Heden	Rogers	47422	92nd Street West		Antelope Acr	CA	93536	32,910	1	32,910
Rush	Paul	8024	West Avenue E		Antelope Acr	CA	93536	32,900	1	32,900
Fortin	Ray	8705	West Avenue E-8		Antelope Acr	CA	93536	32,890	1	32,890
Garcia/Donis	Jose & Miriam	8538	West Avenue E		Antelope Acr	CA	93536	32,880	1	32,880
Roberts	Daniel	8345	West Avenue D-2		Antelope Acr	Ca	93536	32,870	1	32,870
Von Massenbach	Costy	9125	West Avenue F		Antelope Acr	CA	93536	32,820	1	32,820
Grimm	Glen & Sally	8025	West Avenue E-4		Antelope Acr	CA	93536	32,800	1	32,800
Meritt	Tracy	9041	West Avenue F-4		Antelope Acr	CA	93536	32,780	1	32,780
Wahlberg	Eric	47254	93rd Street West		Antelope Acr	CA	93536	32,760	1	32,760
Falcon	Robert & Catalina	48165	90th Street West		Antelope Acr	CA	93536	32,730	1	32,730
Arslanian	George	47642	90th Street West		Antelope Acr	Ca	93536	32,730	1	32,730
Garner	James	8202	West Avenue E-12		Antelope Acr	CA	93536	32,720	1	32,720
Meritt	Tracy	9041	West Avenue F-4		Antelope Acr	CA	93536	32,700	1	32,700
Graffam	Jeff & Wendy	8243	West Avenue E-12		Antelope Acr	CA	93536	32,620	1	32,620
Mosqueda	Victor & Maria	8801	West Avenue E-4		Antelope Acr	CA	93536	32,600	1	32,600
Love	Tod & Brooke	48441	82nd Street West		Antelope Acr	Ca	93536	32,520	1	32,520
Holst	Darryl	48245	91st Street West		Antelope Acr	CA	93536	32,490	1	32,490
Hartman	Derrick	47745	85th Street West		Antelope Acr	CA	93536	32,490	1	32,490
Taylor	Robert	8645	Wood Ave		Antelope Acr	CA	93536	32,470	1	32,470
Falcon	Robert & Catalina	48165	90th Street West		Antelope Acr	CA	93536	32,450	1	32,450
James	Michael	8707	West Avenue D-14		Antelope Acr	CA	93536	32,450	1	32,450
Guenther	Glenn	9236	West Avenue E		Antelope Acr	CA	93536	32,370	1	32,370
Fitzpatrick	Kirsten	8513	West Avenue D-8		Antelope Acr	Ca	93536	32,370	1	32,370
Savoie	Christine	8315	West Avenue E-4		Antelope Acr	CA	93536	32,360	1	32,360
Contrepois	Gilles	8621	West Avenue E-12		Antelope Acr	CA	93536	32,340	1	32,340
Hartz	Jerry & Sarah	9035	West Avenue F		Antelope Acr	CA	93536	32,330	1	32,330
Chourbagi	Mo Mamhuh Al	8256	West Avenue E-8		Antelope Acr	CA	93536	32,260	1	32,260
Mayes	Robert	9254	West Avenue E-8		Antelope Acr	CA	93536	32,220	1	32,220
Holst	Darryl	48245	91st Street West		Antelope Acr	CA	93536	32,200	1	32,200
Nicholson	Mark	47839	85th Street West		Antelope Acr	CA	93536	32,190	1	32,190
Schiltz	Steve	48808	90th Street West		Antelope Acr	Ca	93536	32,180	1	32,180
Keys	Mike & Deborah	47846	77th Street West		Antelope Acr	Ca	93536	32,120	1	32,120
Russo/Neuburger	Joe/Gail	48163	91st Street West		Antelope Acr	CA	93536	32,110	1	32,110
Castandea	C	9033	West Avenue F-8		Antelope Acr	CA	93536	32,080	1	32,080
Russo/Neuburger	Joe/Gail	48163	91st Street West		Antelope Acr	CA	93536	32,060	1	32,060
Financial Services	All American	47912	80th Street West		Antelope Acr	Ca	93536	31,990	1	31,990

Customer Name		Service Address					Usage	Multiplier	Usage w/ Multiplier	
Last	First	Number	Street Name	Apt.	City	State	Zip Code			
Thomas	Kevin & Laura	8128	West Avenue E-8		Antelope Acr	Ca	93536	31,990	1	31,990
Westside Communit		47707	90th Street West		Antelope Acr	CA	93536	31,970	1	31,970
Savoie	Christine	8315	West Avenue E-4		Antelope Acr	CA	93536	31,960	1	31,960
Love	Paul	47635	91st Street West		Antelope Acr	CA	93536	31,940	1	31,940
Segale	Tom	7825	West Avenue F		Antelope Acr	CA	93536	31,940	1	31,940
Dollens	Kelly	47707	85th Street West		Antelope Acr	CA	93536	31,930	1	31,930
Lopshire	James	47808	93rd Street West		Antelope Acr	CA	93536	31,920	1	31,920
Prather	Lee	8251	West Avenue F		Antelope Acr	CA	93536	31,920	1	31,920
Smith	Andrew	47724	93rd Street West		Antelope Acr	CA	93536	31,900	1	31,900
Metters	Keith	8756	West Avenue E-12		Antelope Acr	CA	93536	31,890	1	31,890
McTaggart	Brian	48810	87th Street West		Antelope Acr	Ca	93536	31,890	1	31,890
Von Massenbach	Costy	9135	West Avenue F		Antelope Acr	CA	93536	31,880	1	31,880
Fluker	M	8158	West Avenue E-12		Antelope Acr	CA	93536	31,850	1	31,850
Morris	Peter & Carol	9202	West Avenue E-8		Antelope Acr	CA	93536	31,810	1	31,810
Ogilvie	Roger & Sheri	8248	West Avenue D-2		Antelope Acr	CA	93536	31,800	1	31,800
Rel	Ricardo & Pat	8661	West Avenue E-4		Antelope Acr	CA	93536	31,760	1	31,760
Spalla	Joe	8217	West Avenue E		Antelope Acr	Ca	93536	31,750	1	31,750
Henrichs	Garold	9050	West Avenue E		Antelope Acr	CA	93536	31,740	1	31,740
Simpkin	Steven	9138	West Avenue E		Antelope Acr	CA	93536	31,730	1	31,730
Christensen	Dave	9123	West Avenue E-8		Antelope Acr	CA	93536	31,720	1	31,720
Mazzei	Michael	8728	West Avenue E-12		Antelope Acr	CA	93536	31,720	1	31,720
Rogers	Walter	47421	90th Street West		Antelope Acr	CA	93536	31,710	1	31,710
Hodgkins	Terry & Colleen	8004	West Avenue E		Antelope Acr	CA	93536	31,700	1	31,700
France	Donald	8040	West Avenue D-14		Antelope Acr	CA	93536	31,700	1	31,700
Zander	Gert & Johanna	8848	West Avenue D-8		Antelope Acr	Ca	93536	31,690	1	31,690
Meritt	John	8161	West Avenue E-12		Antelope Acr	CA	93536	31,670	1	31,670
Prenosil	Richard	8056	West Avenue D-10		Antelope Acr	Ca	93536	31,660	1	31,660
Denton	Lynn & Erma	47345	93rd Street West		Antelope Acr	CA	93536	31,650	1	31,650
Savoie	Christine	8315	West Avenue E-4		Antelope Acr	CA	93536	31,640	1	31,640
Matheny	Russell	8761	West Avenue E-4		Antelope Acr	CA	93536	31,570	1	31,570
Zander	Gert & Johanna	8848	West Avenue D-8		Antelope Acr	Ca	93536	31,570	1	31,570
Neal	Bradford	8663	West Avenue E-8		Antelope Acr	CA	93536	31,560	1	31,560
Matheny	Russell	8761	West Avenue E-4		Antelope Acr	CA	93536	31,560	1	31,560
Rowley	Clifford	8331	West Avenue E-12		Antelope Acr	CA	93536	31,550	1	31,550
Zion- Zamora	Enrique	8245	West Avenue E-4		Antelope Acr	CA	93536	31,550	1	31,550
Parsons	David	47231	92nd Street West		Antelope Acr	CA	93536	31,530	1	31,530
Nichols	Charles	8510	West Avenue D-14		Antelope Acr	Ca	93536	31,530	1	31,530
Pahle	Joseph	8625	West Avenue D-8		Antelope Acr	CA	93536	31,510	1	31,510
Grissler	Charles	8320	West Avenue D		Antelope Acr	CA	93536	31,480	1	31,480
Sorcelli	Henry	47527	90th Street West		Antelope Acr	CA	93536	31,470	1	31,470
Stine	Charles & Wendy	47736	80th Street West		Antelope Acr	Ca	93536	31,470	1	31,470
Russo/Neuburger	Joe/Gail	48163	91st Street West		Antelope Acr	CA	93536	31,430	1	31,430
McCue	Kenneth	47363	91st Street West		Antelope Acr	CA	93536	31,390	1	31,390
Darton	Connie	48842	87th Street West		Antelope Acr	CA	93536	31,390	1	31,390
Chaney	Clinton & Melinda	8513	West Avenue E		Antelope Acr	CA	93536	31,330	1	31,330
Atrops	Andrew	8239	West Avenue E-8		Antelope Acr	CA	93536	31,320	1	31,320
Harman	Donald	8750	West Avenue D-10		Antelope Acr	CA	93536	31,300	1	31,300
Bispo	Charlien	48308	90th Street West		Antelope Acr	CA	93536	31,250	1	31,250
Thomas	Ann	8248	West Avenue D-8		Antelope Acr	CA	93536	31,240	1	31,240
Blankenship	Frank	8747	West Avenue D-6		Antelope Acr	CA	93536	31,230	1	31,230
Stella Hernandez	Frank Aguilar &	8140	West Avenue E-8		Antelope Acr	Ca	93536	31,230	1	31,230
TLC Realty Inc.		47904	90th Street West		Antelope Acr	CA	93536	31,220	1	31,220
Lopshire	James	47808	93rd Street West		Antelope Acr	CA	93536	31,200	1	31,200
Lovin	Christel	7740	West Avenue E-12		Antelope Acr	CA	93536	31,190	1	31,190
Benavidez	Paula	48256	93rd Street West		Antelope Acr	CA	93536	31,140	1	31,140
Page	Stephen & Alice	8615	West Avenue D-2		Antelope Acr	CA	93536	31,130	1	31,130
Howard	Steven & Peggy	8241	West Avenue D-6		Antelope Acr	Ca	93536	31,100	1	31,100

Customer Name		Service Address					Usage	Multiplier	Usage w/ Multiplier	
Last	First	Number	Street Name	Apt.	City	State	Zip Code	Usage	Multiplier	Multiplier
Ogilvie	Roger & Sheri	8248	West Avenue D-2		Antelope Acr	CA	93536	31,090	1	31,090
Ritchea	James	8725	West Avenue E-4		Antelope Acr	CA	93536	31,080	1	31,080
Prenosil	Richard	8056	West Avenue D-10		Antelope Acr	Ca	93536	31,080	1	31,080
Holland	Robert	9142	West Avenue E-8		Antelope Acr	CA	93536	31,060	1	31,060
Schneider	Michelle	8057	West Avenue F		Antelope Acr	CA	93536	31,030	1	31,030
Edwards	Douglas	48359	90th Street West		Antelope Acr	CA	93536	30,990	1	30,990
Zapata	Carmen	8838	West Avenue D-6		Antelope Acr	CA	93536	30,990	1	30,990
Fernandez	Gregorio	8115	West Avenue E-4		Antelope Acr	CA	93536	30,900	1	30,900
Timothy Yentes	Michele Kane &	8647	West Avenue D-10		Antelope Acr	CA	93536	30,860	1	30,860
Heberle	Randell	8353	West Avenue E-8		Antelope Acr	Ca	93536	30,850	1	30,850
Daryl A. Knott	Michele Wright	8854	West Wood Avenue		Antelope Acr	Ca	93536	30,840	1	30,840
Hodgman	Patrisha	47804	91st Street West		Antelope Acr	CA	93536	30,830	1	30,830
Rose	Mitch	9040	West Avenue F-4		Antelope Acr	CA	93536	30,820	1	30,820
Solano	Leonardo	8818	West Avenue D-6		Antelope Acr	CA	93536	30,770	1	30,770
Meyers	Brian	47553	92nd Street West		Antelope Acr	CA	93536	30,750	1	30,750
Clemons	George	47958	85th Street West		Antelope Acr	CA	93536	30,740	1	30,740
Matheny	Russell	8761	West Avenue E-4		Antelope Acr	CA	93536	30,710	1	30,710
Mokres	Melody	8202	West Avenue E		Antelope Acr	CA	93536	30,700	1	30,700
Nichols	Charles	8510	West Avenue D-14		Antelope Acr	Ca	93536	30,660	1	30,660
Nichols	Charles	8510	West Avenue D-14		Antelope Acr	Ca	93536	30,630	1	30,630
Baker	Bruce	8319	West Avenue E-4		Antelope Acr	CA	93536	30,620	1	30,620
Hartzog	Brenda	8655	West Avenue D-6		Antelope Acr	CA	93536	30,570	1	30,570
Atrops	Andrew	8239	West Avenue E-8		Antelope Acr	CA	93536	30,530	1	30,530
Segale	Thomas & Susan	8039	West Avenue E-4		Antelope Acr	CA	93536	30,530	1	30,530
Villars	Burlin	9139	West Avenue F-8		Antelope Acr	CA	93536	30,520	1	30,520
Radics	Larry	8622	West Avenue D		Antelope Acr	CA	93536	30,510	1	30,510
Dennell	Kristine & Scott	8717	West Avenue D-2		Antelope Acr	Ca	93536	30,500	1	30,500
McCormick	Brian	47855	85th Street West		Antelope Acr	CA	93536	30,470	1	30,470
Basurto Jr.	Joseph	47842	93rd Street West		Antelope Acr	CA	93536	30,460	1	30,460
Martinez	Jose & Veronica	47911	90th Street West		Antelope Acr	CA	93536	30,440	1	30,440
Sonner	Joseph	8324	West Avenue E-8		Antelope Acr	CA	93536	30,430	1	30,430
Schuster	Ella	8711	West Avenue E		Antelope Acr	CA	93536	30,430	1	30,430
Dowling	Annette	48038	93rd Street West		Antelope Acr	CA	93536	30,420	1	30,420
Pino	Gregg	47227	90th Street West		Antelope Acr	CA	93536	30,410	1	30,410
Arslanian	George	47642	90th Street West		Antelope Acr	Ca	93536	30,390	1	30,390
Riley	Randall	47306	93rd Street West		Antelope Acr	CA	93536	30,330	1	30,330
Darton	Connie	48842	87th Street West		Antelope Acr	CA	93536	30,330	1	30,330
Konstantelos	Amy	8708	West Avenue E-8		Antelope Acr	CA	93536	30,310	1	30,310
Meeden	M	48261	85th Street West		Antelope Acr	CA	93536	30,310	1	30,310
Lucas	Gregory & Mary	48243	90th Street West		Antelope Acr	Ca	93536	30,280	1	30,280
Motter	Frank	8838	West Avenue D-4		Antelope Acr	CA	93536	30,270	1	30,270
Green	Janice	49049	Dadion Avenue		Antelope Acr	CA	93536	30,270	1	30,270
Fletcher	David	8045	West Avenue D-2		Antelope Acr	CA	93536	30,270	1	30,270
Sarkisyan	Varantsov & Meri	8823	West Avenue D-4		Antelope Acr	CA	93536	30,260	1	30,260
Sterling	Timothy	8549	West Avenue D-2		Antelope Acr	CA	93536	30,260	1	30,260
Collins	Christine	8753	West Avenue D-2		Antelope Acr	Ca	93536	30,260	1	30,260
Daryl A. Knott	Michele Wright	8854	West Wood Avenue		Antelope Acr	Ca	93536	30,250	1	30,250
Schiltz	Steve	48808	90th Street West		Antelope Acr	Ca	93536	30,240	1	30,240
Mazzei	Michael	8728	West Avenue E-12		Antelope Acr	CA	93536	30,220	1	30,220
Zapata	Carmen	8838	West Avenue D-6		Antelope Acr	CA	93536	30,220	1	30,220
Ron Harter	Craig Van Dam &	8133	West Avenue E-12		Antelope Acr	Ca	93536	30,220	1	30,220
McCullough	Robert	9255	West Avenue F		Antelope Acr	CA	93536	30,170	1	30,170
& Nathaniel McKay	Norman Phillips	8540	West Avenue E		Antelope Acr	Ca	93536	30,170	1	30,170
Stella	James & Debra	8558	West Avenue E-8		Antelope Acr	CA	93536	30,140	1	30,140
Spalla	Joe	8217	West Avenue E		Antelope Acr	Ca	93536	30,130	1	30,130
Ford	Robert & Linda	9253	West Avenue F-8		Antelope Acr	CA	93536	30,120	1	30,120
Newton Jr.	Donald Burton	47513	93rd Street West		Antelope Acr	CA	93536	30,080	1	30,080

Customer Name		Service Address					Usage	Multiplier	Usage w/ Multiplier	
Last	First	Number	Street Name	Apt.	City	State	Zip Code			
Rainone	Suzann	8310	West Avenue E-8		Antelope Acr	CA	93536	30,080	1	30,080
Durost	Kenneth & Karen	8827	West Avenue D-2		Antelope Acr	Ca	93536	30,000	1	30,000
Graffam	Jeff & Wendy	8243	West Avenue E-12		Antelope Acr	CA	93536	29,980	1	29,980
Kuntz	Raymond	48353	85th Street West		Antelope Acr	CA	93536	29,980	1	29,980
Jamroz	Mark	47742	93rd Street West		Antelope Acr	CA	93536	29,970	1	29,970
Castandea	C	9033	West Avenue F-8		Antelope Acr	CA	93536	29,960	1	29,960
Blankenship	Frank	8747	West Avenue D-6		Antelope Acr	CA	93536	29,930	1	29,930
Clutter	Bob	48205	91st Street West		Antelope Acr	CA	93536	29,910	1	29,910
Stella	James & Debra	8558	West Avenue E-8		Antelope Acr	CA	93536	29,900	1	29,900
Zapata	Carmen	8838	West Avenue D-6		Antelope Acr	CA	93536	29,900	1	29,900
Tidwell	Kevin	47742	90th Street West		Antelope Acr	CA	93536	29,850	1	29,850
Ritter	Andria	47932	90th Street West		Antelope Acr	CA	93536	29,840	1	29,840
McCullough	Robert	9255	West Avenue F		Antelope Acr	CA	93536	29,830	1	29,830
Patrick	Robert & Janet	9107	West Avenue F-8		Antelope Acr	CA	93536	29,820	1	29,820
Mojarro Jr.	Michael	7754	West Avenue E-12		Antelope Acr	CA	93536	29,820	1	29,820
Contrepoids	Gilles	8621	West Avenue E-12		Antelope Acr	CA	93536	29,790	1	29,790
Klauss	Ricky & Peggy	8816	West Avenue D		Antelope Acr	Ca	93536	29,790	1	29,790
Gustason	Mark	8211	West Avenue E-12		Antelope Acr	Ca	93536	29,740	1	29,740
Stine	Charles & Wendy	47736	80th Street West		Antelope Acr	Ca	93536	29,740	1	29,740
Walker	Rick & Christine	8348	West Avenue D-6		Antelope Acr	Ca	93536	29,690	1	29,690
Newell	Robert	8224	West Avenue E-8		Antelope Acr	CA	93536	29,630	1	29,630
Scheivert	David & Sharon	48324	91st Street West		Antelope Acr	CA	93536	29,610	1	29,610
Meritt	Tracy	9041	West Avenue F-4		Antelope Acr	CA	93536	29,600	1	29,600
Newell	Robert	8224	West Avenue E-8		Antelope Acr	CA	93536	29,590	1	29,590
Spease	Jim	8618	West Avenue E-12		Antelope Acr	CA	93536	29,550	1	29,550
Stine	Charles & Wendy	47736	80th Street West		Antelope Acr	Ca	93536	29,550	1	29,550
Shipp	Rick	9243	West Avenue F-4		Antelope Acr	CA	93536	29,540	1	29,540
Henrichs	Garold	9050	West Avenue E		Antelope Acr	CA	93536	29,530	1	29,530
Williams	Barbara	47553	93rd Street West		Antelope Acr	CA	93536	29,520	1	29,520
Walker	Rick & Christine	8348	West Avenue D-6		Antelope Acr	Ca	93536	29,520	1	29,520
Mazzei	Michael	8728	West Avenue E-12		Antelope Acr	CA	93536	29,510	1	29,510
Stella Hernandez	Frank Aguilar &	8140	West Avenue E-8		Antelope Acr	Ca	93536	29,500	1	29,500
McCullough	Robert	9255	West Avenue F		Antelope Acr	CA	93536	29,470	1	29,470
Baker	Bruce	8308	West Avenue E		Antelope Acr	CA	93536	29,470	1	29,470
Carroll	Bruce	47909	85th Street West		Antelope Acr	CA	93536	29,420	1	29,420
Goldberg	Lewis	8261	West Avenue F		Antelope Acr	CA	93536	29,410	1	29,410
Stoddard	C.C.	9036	West Avenue F		Antelope Acr	CA	93536	29,380	1	29,380
Bowman	Timothy	48259	90th Street West		Antelope Acr	Ca	93536	29,380	1	29,380
Edwards	Douglas	48359	90th Street West		Antelope Acr	CA	93536	29,360	1	29,360
Garcia	Anthony	8759	West Avenue F		Antelope Acr	CA	93536	29,340	1	29,340
Bouche	Stephen	8844	West Avenue D-2		Antelope Acr	CA	93536	29,340	1	29,340
Fuentes	Judith	47458	92nd Street West		Antelope Acr	CA	93536	29,320	1	29,320
Reed	Steven	8811	West Avenue E-12		Antelope Acr	CA	93536	29,320	1	29,320
Von Massenbach	Costy	9135	West Avenue F		Antelope Acr	CA	93536	29,300	1	29,300
Beuder	Lawrence & Pam	8644	West Avenue E-8		Antelope Acr	CA	93536	29,280	1	29,280
Iribarren	Jose	8333	West Avenue F		Antelope Acr	CA	93536	29,270	1	29,270
Kell	William	47355	90th Street West		Antelope Acr	CA	93536	29,250	1	29,250
Petersen	Robert	8641	West Avenue E-8		Antelope Acr	CA	93536	29,240	1	29,240
Hebel	Bernard	8110	West Avenue E-12		Antelope Acr	CA	93536	29,220	1	29,220
Boyd	Debbie	8839	West Avenue D-6		Antelope Acr	CA	93536	29,220	1	29,220
Medina	Juan & Biolena	8354	West Avenue E-12		Antelope Acr	CA	93536	29,210	1	29,210
Flores	Floralma	48435	87th Street West		Antelope Acr	CA	93536	29,180	1	29,180
Llarena	Joseph & Joy	8553	West Avenue F		Antelope Acr	CA	93536	29,170	1	29,170
Estrada	Carlos	8658	West Avenue D		Antelope Acr	CA	93536	29,150	1	29,150
Jacobs	Brian	48129	91st Street West		Antelope Acr	CA	93536	29,140	1	29,140
Houghton	John	47711	93rd Street West		Antelope Acr	CA	93536	29,110	1	29,110
Jensen	Patrick	48327	93rd Street West		Antelope Acr	CA	93536	29,090	1	29,090

Customer Name		Service Address						Usage w/		
Last	First	Number	Street Name	Apt.	City	State	Zip Code	Usage	Multiplier	Multiplier
Williams	Barbara	47553	93rd Street West		Antelope Acr	CA	93536	29,090	1	29,090
Adams	J.C.	47438	91st Street West		Antelope Acr	CA	93536	29,070	1	29,070
Kalm	Helen	48304	85th Street West		Antelope Acr	CA	93536	29,050	1	29,050
Puschman	Robert & Irene	47255	93rd Street West		Antelope Acr	Ca	93536	29,030	1	29,030
Fitzpatrick	Kirsten	8513	West Avenue D-8		Antelope Acr	Ca	93536	29,030	1	29,030
Fletcher	David	8045	West Avenue D-2		Antelope Acr	CA	93536	29,000	1	29,000
Lauridsen	Sherrie	8625	West Avenue E-4		Antelope Acr	CA	93536	28,990	1	28,990
Giba	Brian	47823	85th Street West		Antelope Acr	CA	93536	28,990	1	28,990
Graffam	Jeff & Wendy	8243	West Avenue E-12		Antelope Acr	CA	93536	28,960	1	28,960
Hanes	Allen	8745	West Avenue D-12		Antelope Acr	CA	93536	28,960	1	28,960
Howard	Steven & Peggy	8241	West Avenue D-6		Antelope Acr	Ca	93536	28,950	1	28,950
Baker	Bruce	8308	West Avenue E		Antelope Acr	CA	93536	28,930	1	28,930
Knudson	Douglas	47821	90th Street West		Antelope Acr	CA	93536	28,920	1	28,920
Hodgkins	Terry & Colleen	8004	West Avenue E		Antelope Acr	CA	93536	28,910	1	28,910
Giba	Brian	47823	85th Street West		Antelope Acr	CA	93536	28,880	1	28,880
France	Donald	8040	West Avenue D-14		Antelope Acr	CA	93536	28,840	1	28,840
Zander	Gert & Johanna	8848	West Avenue D-8		Antelope Acr	Ca	93536	28,840	1	28,840
Sommer	Donald & Rosario	7802	West Avenue E-14		Antelope Acr	Ca	93536	28,830	1	28,830
Love	Tod & Brooke	48441	82nd Street West		Antelope Acr	Ca	93536	28,810	1	28,810
Smith	Christy	8810	Wood Ave		Antelope Acr	CA	93536	28,790	1	28,790
Goldberg	Lewis	8261	West Avenue F		Antelope Acr	CA	93536	28,780	1	28,780
Schuster	Ella	8711	West Avenue E		Antelope Acr	CA	93536	28,780	1	28,780
Holland	Robert	9142	West Avenue E-8		Antelope Acr	CA	93536	28,750	1	28,750
Gustason	Mark	8211	West Avenue E-12		Antelope Acr	Ca	93536	28,730	1	28,730
Kirby	Pat & Evelyn	48011	80th Street West		Antelope Acr	CA	93536	28,720	1	28,720
Sheppard	Phillip & Kathleen	48521	80th Street West		Antelope Acr	Ca	93536	28,700	1	28,700
MacKenzie	Carol & Larry	8037	West Avenue E-14		Antelope Acr	CA	93536	28,690	1	28,690
Blankenship	Richard	48330	90th Street West		Antelope Acr	CA	93536	28,680	1	28,680
Bouche	Stephen	8844	West Avenue D-2		Antelope Acr	CA	93536	28,650	1	28,650
Fortin	Ray	8705	West Avenue E-8		Antelope Acr	CA	93536	28,620	1	28,620
Morris	S	48446	90th Street West		Antelope Acr	CA	93536	28,610	1	28,610
Meritt	John	8161	West Avenue E-12		Antelope Acr	CA	93536	28,550	1	28,550
Simpkin	Steven	9138	West Avenue E		Antelope Acr	CA	93536	28,500	1	28,500
& Joy Wical	Victor Penner	8328	West Avenue E-12		Antelope Acr	CA	93536	28,490	1	28,490
Ansolahehere	Michael	8631	West Avenue E-8		Antelope Acr	CA	93536	28,490	1	28,490
Mercy	Michael & Caryl	8621	West Avenue D-14		Antelope Acr	CA	93536	28,490	1	28,490
Payne	Joseph	8325	West Avenue E		Antelope Acr	CA	93536	28,470	1	28,470
Graham	Edward	8253	West Avenue D-10		Antelope Acr	Ca	93536	28,470	1	28,470
Rush	Paul	8024	West Avenue E		Antelope Acr	CA	93536	28,420	1	28,420
Kalm	Helen	48304	85th Street West		Antelope Acr	CA	93536	28,380	1	28,380
Toledo	Cesar	8819	West Avenue D-14		Antelope Acr	Ca	93536	28,370	1	28,370
Fuentes	Judith	47458	92nd Street West		Antelope Acr	CA	93536	28,350	1	28,350
Baker	Bruce	8308	West Avenue E		Antelope Acr	CA	93536	28,350	1	28,350
Hartman	Derrick	47745	85th Street West		Antelope Acr	CA	93536	28,300	1	28,300
Taylor	Robert	8645	Wood Ave		Antelope Acr	CA	93536	28,290	1	28,290
Porter	Robert	8845	West Avenue E		Antelope Acr	CA	93536	28,260	1	28,260
Clements	Mariola	47710	93rd Street West		Antelope Acr	Ca	93536	28,250	1	28,250
Baldorf	Robert & Kelly	8738	West Avenue E-12		Antelope Acr	CA	93536	28,240	1	28,240
Nichols	Albert & Susan	8320	West Avenue D-10		Antelope Acr	Ca	93536	28,240	1	28,240
Simpkin	Steven	9138	West Avenue E		Antelope Acr	CA	93536	28,180	1	28,180
Hinkel	Trent	8831	West Avenue E-4		Antelope Acr	CA	93536	28,160	1	28,160
Holland	Robert	9142	West Avenue E-8		Antelope Acr	CA	93536	28,150	1	28,150
Jamroz	Laurie	48043	91st Street West		Antelope Acr	CA	93536	28,110	1	28,110
Chapman	Ira	49019	Dadion Avenue		Antelope Acr	CA	93536	28,110	1	28,110
Bowman	Timothy	48259	90th Street West		Antelope Acr	Ca	93536	28,110	1	28,110
McCue	Kenneth	47363	91st Street West		Antelope Acr	CA	93536	28,070	1	28,070
McCullough	Robert	9255	West Avenue F		Antelope Acr	CA	93536	28,060	1	28,060