

For billing and service inquiries call 1-800-896-1245,
Mon - Fri 7 a.m. to 7 p.m. and Saturday 8 a.m. to 5 p.m.
For emergency services call 24 hrs a day, 7 days a week

Date bill prepared: Apr 24 '12

Customer account 2-27-397-2786

Service account 3-026-5797-39
434 155TH ST W
ROSAMOND, CA 93560

Rotating outage Group A012

Your account summary

Amount of your last bill	\$2,260.36
Payment we received on Apr 16 '12 - thank you	-\$2,260.36
Balance forward	\$0.00
Your new charges	\$3,997.65
Late payment charge	\$20.34

Total amount you owe by May 14 '12

\$4,017.99

Home well
Pd 5-4-12 # 9531

For meter V349N-000478 from Mar 23 '12 to Apr 23 '12
Total electricity you used this month in kWh

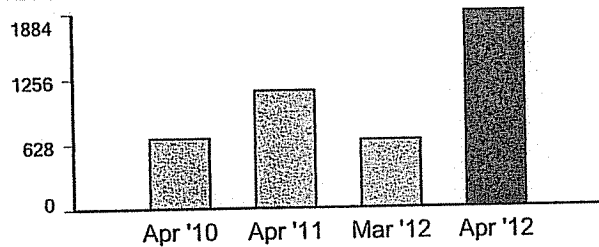
58,414

Your next meter read will be on or about May 22 '12.

Reactive usage is 55,277 kVarh
Maximum demand is 148 kW
Reactive demand is 145 kVar

	Electricity (kWh)	Demand (kW)	
Winter Season			
Mid peak	19,338	148	(Apr 3 '12 14:45 to 15:00)
Off peak	39,076	148	(Mar 29 '12 23:15 to 23:30)
Total	58,414		

Your daily average electricity usage (kWh)



Your monthly usage may be higher than usual...
Based on your historical usage pattern, your monthly usage is trending higher than normal. As a result, you may notice an increase in your bill. If you would like information on tips and programs that can help you lower your energy usage and your bill, please visit www.sce.com/billhelper.

Usage comparison

	Apr '10	Apr '11	May '11	Jun '11	Jul '11	Aug '11	Sep '11	Oct '11	Nov '11	Dec '11	Jan '12	Feb '12	Mar '12	Apr '12
Total kWh used	19,856	33,051	42,058	43,519	47,542	56,602	48,609	69,773	15,350	59	5,775	34,920	19,138	58,414
Number of days	29	29	31	30	30	31	30	33	29	30	33	30	29	31
Appx. average kWh used/day	684	1,139	1,356	1,450	1,584	1,825	1,620	2,114	529	1	175	1,164	659	1,884



P.O. Box 300
Rosemead, CA
91772-0001
www.sce.com

Your electricity bill

JOSE MARITORENA INCORPORATED / Page 1 of 6

For billing and service inquiries call 1-800-896-1245,
Mon - Fri 7 a.m. to 7 p.m. and Saturday 8 a.m. to 5 p.m.
For emergency services call 24 hrs a day, 7 days a week

Date bill prepared: May 23 '12

Customer account 2-27-397-2786

Service account 3-026-5797-39
434 155TH ST W
ROSAMOND, CA 93560

Rotating outage Group A012

Your account summary

Amount of your last bill	\$4,017.99
Payment we received on May 07 '12 - thank you	-\$4,017.99
Balance forward	\$0.00
Your new charges	\$3,251.88
Total amount you owe by Jun 11 '12	\$3,251.88

*none
well*

pd 5-31-12 # 9586

Compare the electricity you are using

For meter V349N-000478 from Apr 23 '12 to May 22 '12
Total electricity you used this month in kWh

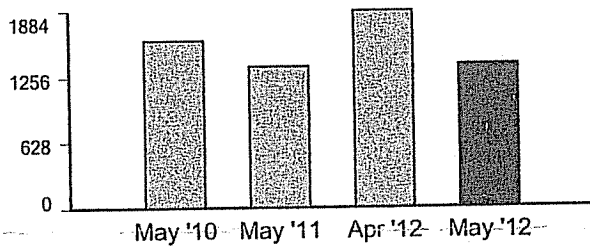
39,990

Your next meter read will be on or about Jun 21 '12.

	Electricity (kWh)	Demand (kW)
Winter Season		
Mid peak	16,712	154 (Apr 27 '12 11:15 to 11:30)
Off peak	23,278	147 (Apr 25 '12 06:30 to 06:45)
Total	39,990	

Reactive usage is 37,336 kVarh
Maximum demand is 154 kW
Reactive demand is 146 kVar

Your daily average electricity usage (kWh)



Please return the payment stub below with your payment and make your check payable to Southern California Edison.
If you want to pay in person, call 1-800-747-8908 for locations, or you can pay online at www.sce.com.

(14-574)

Tear here

Tear here



P.O. Box 300
Rosemead, CA
91772-0001
www.sce.com

Your electricity bill

JOSE MARITORENA INCORPORATED / Page 1 of 6

For billing and service inquiries call 1-800-896-1245,
Mon - Fri 7 a.m. to 7 p.m. and Saturday 8 a.m. to 5 p.m.
For emergency services call 24 hrs a day, 7 days a week

Date bill prepared: Jun 23 '12

Customer account 2-27-397-2786

Service account 3-026-5797-39
434 155TH ST W
ROSAMOND, CA 93560

Rotating outage Group A012

Your account summary

Amount of your last bill	\$3,251.88
Payment we received on Jun 11 '12 - thank you	-\$3,251.88
Balance forward	\$0.00
Your new charges	\$5,187.63
Total amount you owe by Jul 12 '12	\$5,187.63

Home well

Pd 6-26-12 # 9625

Compare the electricity you are using

For meter V349N-000478 from May 22 '12 to Jun 21 '12
Total electricity you used this month in kWh

70,761

Your next meter read will be on or about Jul 23 '12.

Reactive usage is 66,338 kVarh
Maximum demand is 147 kW
Reactive demand is 146 kVar

	Electricity (kWh)	Demand (kW)	
Winter Season			
Mid peak	13,066	147	(May 23 '12 08:15 to 08:30)
Off peak	21,250	147	(May 23 '12 02:15 to 02:30)
Summer Season			
On peak	5,559	146	(Jun 6 '12 15:45 to 16:00)
Mid peak	8,272	144	(Jun 5 '12 19:45 to 20:00)
Off peak	22,614	146	(Jun 9 '12 13:45 to 14:00)
Total	70,761		

Please return the payment stub below with your payment and make your check payable to Southern California Edison.
If you want to pay in person, call 1-800-747-8908 for locations, or you can pay online at www.sce.com.

(14-574)

Tear here

Tear here



J. Box 300
Rosemead, CA
91772-0001
www.sce.com

Your electricity bill

JOSE MARITORENA INCORPORATED / Page 1 of 6

For billing and service inquiries call 1-800-896-1245,
Mon - Fri 7 a.m. to 7 p.m. and Saturday 8 a.m. to 5 p.m.
For emergency services call 24 hrs a day, 7 days a week

Date bill prepared: Jul 24 '12

Customer account 2-27-397-2786

Service account 3-026-5797-39
434 155TH ST W
ROSAMOND, CA 93560

Rotating outage Group A012

Your account summary

Amount of your last bill	\$5,187.63
Payment we received on Jun 29 '12 - thank you	-\$5,187.63
Balance forward	\$0.00
Your new charges	\$5,453.13
Total amount you owe by Aug 13 '12	\$5,453.13

home well

pd 1-29-12 # 9682

Compare the electricity you are using

For meter V349N-000478 from Jun 21 '12 to Jul 23 '12
Total electricity you used this month in kWh

77,549

Your next meter read will be on or about Aug 21 '12.

	Electricity (kWh)	Demand (kW)	
Summer Season			
On peak	12,031	148	(Jun 25 '12 12:00 to 12:15)
Mid peak	18,058	147	(Jun 25 '12 11:45 to 12:00)
Off peak	47,460	147	(Jun 24 '12 18:00 to 18:15)
Total	77,549		

Reactive usage is 72,447 kVarh
Maximum demand is 148 kW
Reactive demand is 148 kVar

Please return the payment stub below with your payment and make your check payable to Southern California Edison.
If you want to pay in person, call 1-800-747-8908 for locations, or you can pay online at www.sce.com.

(14-574)

Tear here

Tear here

For billing and service inquiries call 1-800-896-1245,
Mon - Fri 7 a.m. to 7 p.m. and Saturday 8 a.m. to 5 p.m.
For emergency services call 24 hrs a day, 7 days a week

Date bill prepared: Aug 22 '12

Customer account 2-27-397-2786

Service account 3-026-5797-39
434 155TH ST W
ROSAMOND, CA 93560

Rotating outage Group A012

Your account summary

Amount of your last bill	\$5,453.13
Payment we received on Aug 02 '12 - thank you	-\$5,453.13
Balance forward	\$0.00
Your new charges	\$5,196.19
Total amount you owe by Sep 10 '12	\$5,196.19

home well
Pd 8/27/12 # 9739

Compare the electricity you are using

For meter V349N-000478 from Jul 23 '12 to Aug 21 '12
Total electricity you used this month in kWh **75,906**

Your next meter read will be on or about Sep 20 '12.

	Electricity (kWh)	Demand (kW)
Summer Season		
On peak	13,340	146 (Jul 27 '12 13:45 to 14:00)
Mid peak	18,940	147 (Jul 30 '12 08:15 to 08:30)
Off peak	43,626	148 (Aug 11 '12 19:45 to 20:00)
Total	75,906	

Reactive usage is 72,178 kVarh
Maximum demand is 148 kW
Reactive demand is 148 kVar

Please return the payment stub below with your payment and make your check payable to Southern California Edison.
If you want to pay in person, call 1-800-747-8908 for locations, or you can pay online at www.sce.com.

(14-574) Tear here
SCE

Demand-Summer

On peak	146 kW x \$8.98000 x 9/29 days	\$406.89
Mid peak	147 kW x \$2.15000 x 9/29 days	\$98.08
On peak	146 kW x \$8.72000 x 20/29 days	\$878.01
Mid peak	147 kW x \$2.09000 x 20/29 days	\$211.88

- Summer on peak: 126.00 hrs
- Summer mid peak: 189.00 hrs
- Summer off peak: 381.00 hrs

Energy-Summer

On peak	4,140 kWh x \$0.09280	\$384.19
Mid peak	5,878 kWh x \$0.05256	\$308.95
Off peak	13,539 kWh x \$0.03064	\$414.83
On peak	9,200 kWh x \$0.09028	\$830.58
Mid peak	13,062 kWh x \$0.05119	\$668.64
Off peak	30,087 kWh x \$0.02990	\$899.60

(Continued on next page)



P.O. Box 300
Rosemead, CA
91772-0001
www.sce.com

Your electricity bill

JOSE MARITORENA INCORPORATED / Page 1 of 6

For billing and service inquiries call 1-800-896-1245,
Mon - Fri 7 a.m. to 7 p.m. and Saturday 8 a.m. to 5 p.m.
For emergency services call 24 hrs a day, 7 days a week

Customer account 2-27-397-2786

300 PANAMA RD
BAKERSFIELD, CA 93307-6261

Date bill prepared: Sep 21 '12

Your account summary

Amount of your last bill	\$5,196.19
Payment we received on Aug 30 '12 - thank you	-\$5,196.19
Balance forward	\$0.00
Your new charges	\$4,679.95
Total amount you owe by Oct 10 '12	\$4,679.95

home well

Pd 10-6-12 # 9802

Summary of your billing detail

Service account	Service address	Billing period	Your rate	New charges
3-026-5797-39	434 155TH ST W ROSAMOND, CA	May 22 '12 to Jun 21 '12	TOU-PA-B-I	-\$13.94
3-026-5797-39	434 155TH ST W ROSAMOND, CA	Aug 21 '12 to Sep 20 '12	TOU-PA-B-I	\$4,693.89
				\$4,679.95

Things you should know

SUMMER HEAT WAVE...

Due to the recent heat wave and period of higher than normal humidity you may have used more electricity than normal. As a result, you may notice an increase in your electric bill. For solutions to help you manage your energy usage and costs, visit www.sce.com/business/highbill.

WE HAVE CORRECTED YOUR ACCOUNT

This is your corrected bill. We apologize for any inconvenience this may have caused. If you have any questions, please call our 24-hour customer service number listed on your bill.

Please return the payment stub below with your payment and make your check payable to Southern California Edison.
If you want to pay in person, call 1-800-747-8908 for locations, or you can pay online at www.sce.com.

Tear here		Tear here	
(14-574)	Facilities rel demand	148 kW x \$8.07000	\$1,194.36
	Energy-Summer		
	On peak	10,741 kWh x \$0.01211	\$130.07
	Mid peak	16,125 kWh x \$0.01211	\$195.27
	Off peak	32,857 kWh x \$0.01211	\$397.90
	Sum on pk-API TOU cr	85 kW x -\$17.22000	-\$1,463.70
	Sum mid pk-API TOU cr	85 kW x -\$3.66000	-\$311.10
	DWR bond charge	59,723 kWh x \$0.00513	\$306.38
	Customer charge		\$126.47
	Generation charges		
	DWR		
	DWR energy credit	59,723 kWh x -\$0.00463	-\$276.52
	SCE		
	Demand-Summer		

- \$132.05 transmission charges
- -\$507.19 distribution charges
- \$8.96 nuclear decommissioning charges
- \$565.58 public purpose programs charge
- \$55.55 new system generation charge

Your Generation charges include:
• \$38.22 competition transition charge

Your overall energy charges include:
• \$42.35 franchise fees

(Continued on next page)

(Continued on next page)



P.O. Box 300
Rosemead, CA
91772-0001
www.sce.com

Your electricity bill

JOSE MARITORENA INCORPORATED / Page 1 of 8

For billing and service inquiries call 1-800-896-1245,
Mon - Fri 7 a.m. to 7 p.m. and Saturday 8 a.m. to 5 p.m.
For emergency services call 24 hrs a day, 7 days a week

Date bill prepared: Oct 25 '12

Customer account 2-27-397-2786

Service account 3-026-5797-39
434 155TH ST W
ROSAMOND, CA 93560

Rotating outage Group A012

Your account summary

Amount of your last bill	\$4,679.95
Payment we received on Oct 12 '12 - thank you	-\$4,679.95
Balance forward	\$0.00
Your new charges	\$3,269.44
Late payment charge	\$42.12
Total amount you owe by Nov 13 '12	\$3,311.56

home well

Pd 10-31-12 # 9856

Compare the electricity you are using

For meter V349N-000478 from Sep 20 '12 to Oct 23 '12
Total electricity you used this month in kWh

31,712

Your next meter read will be on or about Nov 21 '12.

	Electricity (kWh)	Demand (kW)	
Summer Season			
On peak	1,742	146	(Sep 20 '12 15:15 to 15:30)
Mid peak	2,611	146	(Sep 20 '12 08:00 to 08:15)
Off peak	7,626	146	(Sep 20 '12 07:30 to 07:45)
Winter Season			
Mid peak	10,251	148	(Oct 8 '12 14:45 to 15:00)
Off peak	9,482	146	(Oct 12 '12 07:00 to 07:15)
Total	31,712		

Reactive usage is 29,246 kVarh
Maximum demand is 148 kW
Reactive demand is 145 kVar

Please return the payment stub below with your payment and make your check payable to Southern California Edison.
If you want to pay in person, call 1-800-747-8908 for locations, or you can pay online at www.sce.com.

(14-574) Tear here

DWR energy credit SCE	31,712 kWh x -\$0.00463	-\$146.82
Demand-Summer		
On peak	146 kW x \$8.72000 x 11/33 days	\$424.37
Mid peak	146 kW x \$2.09000 x 11/33 days	\$101.71
Energy-Summer		
On peak	1,742 kWh x \$0.09028	\$157.27
Mid peak	2,611 kWh x \$0.05119	\$133.66
Off peak	7,626 kWh x \$0.02990	\$228.02
Energy-Winter		
Mid peak	10,251 kWh x \$0.05072	\$519.93
Off peak	9,482 kWh x \$0.02818	\$267.20
Subtotal of your new charges		\$3,260.24
State tax	31,712 kWh x \$0.00029	\$9.20
Your new charges		\$3,269.44

Tear here

- Service voltage: 480 volts
- Summer on peak: 42.00 hrs
- Summer mid peak: 63.00 hrs
- Summer off peak: 159.00 hrs
- Winter mid peak: 208.00 hrs
- Winter off peak: 320.00 hrs



Box 300
Rosemead, CA
91772-0001
www.sce.com

Your electricity bill

JOSE MARITORENA INCORPORATED / Page 1 of 6

For billing and service inquiries call 1-800-896-1245,
Mon - Fri 7 a.m. to 7 p.m. and Saturday 8 a.m. to 5 p.m.
For emergency services call 24 hrs a day, 7 days a week

Date bill prepared: Nov 24 '12

Customer account 2-27-397-2786

Service account 3-026-5797-39
434 155TH ST W
ROSAMOND, CA 93560

Rotating outage Group A012

Your account summary

Amount of your last bill	\$3,311.56
Payment we received on Nov 08 '12 - thank you	-\$3,311.56
Balance forward	\$0.00
Your new charges	\$2,344.56
Total amount you owe by Dec 13 '12	\$2,344.56

house well
Pd 11-28-12 # 9897

Compare the electricity you are using

For meter V349N-000478 from Oct 23 '12 to Nov 21 '12
Total electricity you used this month in kWh

20,503

Your next meter read will be on or about Dec 21 '12.

	Electricity (kWh)	Demand (kW)
Winter Season		
Mid peak	6,963	149 (Nov 2 '12 17:00 to 17:15)
Off peak	13,540	149 (Nov 2 '12 21:15 to 21:30)
Total	20,503	

Reactive usage is 19,024 kVarh
Maximum demand is 149 kW
Reactive demand is 144 kVar

Please return the payment stub below with your payment and make your check payable to Southern California Edison.
If you want to pay in person, call 1-800-747-8908 for locations, or you can pay online at www.sce.com.

(14-574)


Tear here

Tear here

Your new charges

\$2,344.56

Service voltage: 480 volts
• Winter mid peak: 260.00 hrs
• Winter off peak: 437.00 hrs



Box 300
Rosemead, CA
91772-0001
www.sce.com

Your electricity bill

JOSE MARITORENA INCORPORATED / Page 1 of 6

For billing and service inquiries call 1-800-896-1245,
Mon - Fri 7 a.m. to 7 p.m. and Saturday 8 a.m. to 5 p.m.
For emergency services call 24 hrs a day, 7 days a week

Date bill prepared: Dec 26 '12

2012

Customer account 2-27-397-2786

Service account 3-026-5797-39
434 155TH ST W
ROSAMOND, CA 93560

Rotating outage Group A012

Your account summary

Amount of your last bill	\$2,344.56
Payment we received on Dec 03 '12 - thank you	-\$2,344.56
Balance forward	\$0.00
Your new charges	\$126.47
Total amount you owe by Jan 14 '13	\$126.47

home well
Pd 12-29-12 #9951

Compare the electricity you are using

For meter V349N-000478 from Nov 21 '12 to Dec 21 '12
Total electricity you used this month in kWh

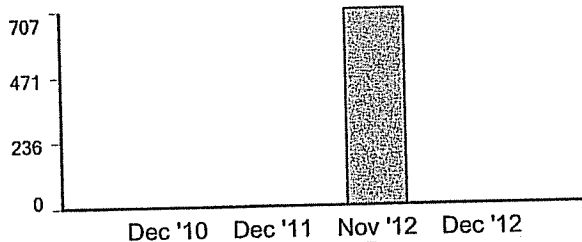
0

Your next meter read will be on or about Jan 23 '13.

	Electricity (kWh)	Demand (kW)
Winter Season		
Mid peak	0	0
Off peak	0	0
Total	0	

Maximum demand is 0 kW
Reactive demand is 0 kVar

Your daily average electricity usage (kWh)



Please return the payment stub below with your payment and make your check payable to Southern California Edison.
If you want to pay in person, call 1-800-747-8908 for locations, or you can pay online at www.sce.com.

(14-574)

Tear here

Tear here



Southern California Edison Company
P.O. Box 600, Rosemead, CA 91771-0001

Visit us at:
www.sce.com

Customer and Mailing Address
JOSE MARITORENA INCORPORATED
300 E PANAMA RD
BAKERSFIELD CA 93307

Date Bill Prepared
Jan 10, 2004

Bio Hrs

Your Customer Account Number
2-22-302-2054
24-hr. Customer Service
1 (800) 990-7788

Page 1 of 21

2004

Billing summary

Amount of Previous Statement 12/10/03	\$	2,154.87
Payment received 12/26/03 - Thank you	\$	(2,154.87)
Balance Before Current Charges	\$	0.00
Current Charges	\$	1,464.35
Current Charges Due 01/29/04	\$	1,464.35
Your Total Balance Due	\$	1,464.35

Ad 1-20/04 #4565

Summary of billing detail

Service Account	Rate Schedule	Service Address	Current Charges
3-018-2022-56 <i>Credit Adjustment</i> 09/03/02-10/02/02	TOU-PA-7B	14551 W AVENUE B LANCASTR, CA	\$ (0.34)
3-018-2022-56 <i>Credit Adjustment</i> 10/02/02-11/01/02	TOU-PA-7B	14551 W AVENUE B LANCASTR, CA	\$ (0.91)
3-018-2022-56 <i>Credit Adjustment</i> 11/01/02-12/04/02	TOU-PA-7B	14551 W AVENUE B LANCASTR, CA	\$ (2.80)
3-018-2022-56 <i>Credit Adjustment</i> 12/04/02-01/06/03	TOU-PA-7B	14551 W AVENUE B LANCASTR, CA	\$ (4.01)
3-018-2022-56 <i>Billing Correction</i> 08/02/02-09/03/02	TOU-PA-7B	14551 W AVENUE B LANCASTR, CA	\$ (3,815.87)
3-018-2022-56 <i>Billing Period:</i> 08/02/02-09/03/02	TOU-PA-7B	14551 W AVENUE B LANCASTR, CA	\$ 3,815.97

(14-574)

- Please detach stub below and return with your payment -

3-018-2031-52 <i>Credit Adjustment</i> 10/02/02-11/01/02	TOU-PA-7B	51251 140TH ST W ROSAMOND, CA	\$ (0.52)
3-018-2031-52 <i>Credit Adjustment</i> 11/01/02-12/04/02	TOU-PA-7B	51251 140TH ST W ROSAMOND, CA	\$ (6.26)
3-018-2031-52 <i>Billing Correction</i> 08/02/02-09/03/02	TOU-PA-7B	51251 140TH ST W ROSAMOND, CA	\$ (6,984.80)

Current Charges
 141-2233
 1327-3037
 628-3066
 01-843
 000
 (800)
 SCE Company

Customer and Mailing Address
JOSE MARITORENA INCORPORATED
 300 E PANAMA RD
 BAKERSFIELD CA 93307

Date Bill Prepared
 Jan 10, 2004

Your Customer Account Number
2-22-302-2054
 24-hr. Customer Service
1 (800) 990-7788

Summary of billing detail

Service Account	Rate Schedule	Service Address	Current Charges
3-018-2022-56 <i>Billing Period:</i> 12/04/03-01/05/04	TOU-PA-7B	14551 W AVENUE B LANCASTR, CA	\$ 408.51
3-018-2023-06 <i>Credit Adjustment</i> 10/02/02-11/01/02	TOU-PA-7B	51320 150TH ST W ROSAMOND, CA	\$ (0.38)
3-018-2023-06 <i>Credit Adjustment</i> 11/01/02-12/04/02	TOU-PA-7B	51320 150TH ST W ROSAMOND, CA	\$ (3.67)
3-018-2023-06 <i>Billing Correction</i> 08/02/02-09/03/02	TOU-PA-7B	51320 150TH ST W ROSAMOND, CA	\$ (8,316.01)
3-018-2023-06 <i>Billing Correction</i> 09/03/02-10/02/02	TOU-PA-7B	51320 150TH ST W ROSAMOND, CA	\$ (6,898.43)
3-018-2023-06 <i>Billing Period:</i> 08/02/02-09/03/02	TOU-PA-7B	51320 150TH ST W ROSAMOND, CA	\$ 8,316.27
3-018-2023-06 <i>Billing Period:</i> 09/03/02-10/02/02	TOU-PA-7B	51320 150TH ST W ROSAMOND, CA	\$ 6,900.55
3-018-2023-06 <i>Billing Period:</i> 12/04/03-01/05/04	TOU-PA-7B	51320 150TH ST W ROSAMOND, CA	\$ 777.88
3-018-2023-67 <i>Billing Correction</i> 11/03/03-12/04/03	DOMESTIC	51249 140TH ST W ROSAMOND, CA	\$ (2.33)
3-018-2023-67 <i>Billing Period:</i> 11/03/03-12/04/03	DOMESTIC	51249 140TH ST W ROSAMOND, CA	\$ 1.92
3-018-2023-67 <i>Billing Period:</i> 12/04/03-01/05/04	DOMESTIC	51249 140TH ST W ROSAMOND, CA	\$ 1.98
3-018-2031-52 <i>Credit Adjustment</i> 10/02/02-11/01/02	TOU-PA-7B	51251 140TH ST W ROSAMOND, CA	\$ (0.52)
3-018-2031-52 <i>Credit Adjustment</i> 11/01/02-12/04/02	TOU-PA-7B	51251 140TH ST W ROSAMOND, CA	\$ (6.26)
3-018-2031-52 <i>Billing Correction</i> 08/02/02-09/03/02	TOU-PA-7B	51251 140TH ST W ROSAMOND, CA	\$ (6,984.80)

In (SCE)
9-6400

MON
SCE Company
(800) 441-2233
(800) 327-3031
(800) 628-3031
(800) 327-3031

Southern California Edison Company
P.O. Box 600, Rosemead, CA 91771-0001

Visit us at:
www.sce.com

and Mailing Address

Date Bill Prepared

MARITORENA INCORPORATED

Jan 10, 2004

300 E PANAMA RD
BAKERSFIELD CA 93307

Your Customer Account Number

2-22-302-2054

24-hr. Customer Service

1 (800) 990-7788

Page 3 of 21

Summary of billing detail

Service Account	Rate Schedule	Service Address	Current Charges
3-018-2031-52 Billing Correction 09/03/02-10/02/02	TOU-PA-7B	51251 140TH ST W ROSAMOND, CA	⊥ (6,822.74)
3-018-2031-52 Billing Period: 08/02/02-09/03/02	TOU-PA-7B	51251 140TH ST W ROSAMOND, CA	⊥ 6,984.95
3-018-2031-52 Billing Period: 09/03/02-10/02/02	TOU-PA-7B	51251 140TH ST W ROSAMOND, CA	⊥ 6,824.68
3-018-2031-52 Billing Period: 12/04/03-01/05/04	TOU-PA-7B	51251 140TH ST W ROSAMOND, CA	⊥ 290.71

Did you know . . .

Your bill has been corrected...

Effective September 1, 2002, there was a change in SCE's tariffs. This change may have affected both energy and demand charges. This has been corrected and the resulting adjustment is included in this statement. We sincerely apologize for any inconvenience this may cause. If you have any questions please call the phone number at the top of this statement.

LATE PAYMENT CHARGE REMINDER

Reminder - A late payment charge of 0.9% will be applied to the total unpaid balance on your account if full payment is not received by the due date on this bill. For designated State agencies, the late payment charge will be applied in accordance with SCE tariffs.

arges Due
e Due
etail
Schedule
4-7B
14551 LANCASTER, CA
14551 W A LANCASTER, CA
1 W AVENUE LANCASTER, CA
AVENUE B CA
E B
your payme

\$

\$

and Service Address
THE MARITORENA INCORPORATED
 14551 W AVENUE B
 LANCASTER CA 93534

Date Bill Prepared
 Jan 10, 2004
 Next Meter Read on or about
 Feb 04, 2004

Your Customer Account Number
2-22-302-2054

24-hr. Customer Service
1 (800) 990-7788

Service Account **3-018-2022-56** Rotating Outage Group A047 Rate Schedule TOU-PA-7B

B-well

Your current energy usage

Meter Number	From	To	Usage
ACTUAL READ 3412M-000020	08/02/02	09/03/02	36,287 kWh
On Peak	08/02/02	09/03/02	6,728 kWh
Mid Peak	08/02/02	09/03/02	9,444 kWh
Off Peak	08/02/02	09/03/02	20,115 kWh

Demand Date	Demand From	Time To	Season	Peak	Demand
08/23/02	12:30	12:45	Summer	On Peak	62 kW
08/23/02	08:45	09:00	Summer	Mid Peak	63 kW
08/24/02	07:00	07:15	Summer	Off Peak	63 kW

Demand Meter Information

Maximum Demand : 63.0 kW

Usage Comparison	This Year	Last Year	2 Years Ago
Kilowatt-hour (kWh) used	36,287.00	No	No
Number of days	32	Comparable	Comparable
Average usage per day	1,133.97	Usage	Usage
Percent change from Last Year	0%		

Detail of current charges: \$3,815.97

We provide two ways to look at your current charges:

By usage:

Billing Period - 08/02/02 to 09/03/02 (32 days) - Summer Season

Facilities Rel Demand	63 kW	x \$2.49000	x 2/32 days	\$ 9.80
Facilities Rel Demand	63 kW	x \$1.95000	x 30/32 days	115.17
Summer On Peak	62 kW	x \$5.17000	x 2/32 days	20.03
Summer On Peak	62 kW	x \$6.10000	x 30/32 days	354.56
Demand Charge Total				\$ 499.56
Summer On Peak	420 kWh	x \$0.14285		60.00
Summer On Peak	6,308 kWh	x \$0.14403		908.54
Summer Mid Peak	590 kWh	x \$0.07758		45.77
Summer Mid Peak	8,854 kWh	x \$0.07820		692.38
Summer Off Peak	1,257 kWh	x \$0.06877		86.44
Summer Off Peak	18,858 kWh	x \$0.06931		1,307.05
Current Energy Bill				\$ 3,100.18
Customer Charge				27.60
Current Billing Detail Subtotal				\$ 3,627.34
Los Angeles Co UUT	\$ 3,627.34	x 5.00000%		181.37
State Tax	36,287 kWh	x \$0.00020		7.26
Current Charges Due 01/29/04				\$ 3,815.97

Your daily average cost this period excluding Utility User Tax (UUT) is : \$ 113.58

Customer and Service Address
SE MARITORENA INCORPORATED
 14551 W AVENUE B
 LANCASTER CA 93534

Date Bill Prepared
 Jan 10, 2004
 Next Meter Read on or about
 Feb 04, 2004

Your Customer Account Number
2-22-302-2054

24-hr. Customer Service
1 (800) 990-7788

Service Account Rotating Outage Rate Schedule
3-018-2022-56 Group A047 TOU-PA-7B

Your current energy usage

Meter Number	From	To	Usage
ACTUAL READ 3412M-000020	12/04/03	01/05/04	1,984 kWh
Mid Peak	12/04/03	01/05/04	0 kWh
Off Peak	12/04/03	01/05/04	1,984 kWh

Bwell

Demand Date	Demand From	Time To	Season	Peak	Demand
12/30/03	09:45	10:00	Winter	Mid Peak	0 kW
12/07/03	06:00	06:15	Winter	Off Peak	92 kW

Demand Meter Information

Maximum Demand: 92.0 kW

Usage Comparison	This Year	Last Year	2 Years Ago
Kilowatt-hour (kWh) used	1,984.00	6,812.00	No
Number of days	32	33	Comparable
Average usage per day	62.00	206.42	Usage
Percent change from Last Year	(70)%		

Detail of current charges: \$408.51

We provide two ways to look at your current charges:

By usage:

Billing Period - 12/04/03 to 01/05/04 (32 days) - Winter Season

Delivery Related Charges (A)	\$	287.57
Generation Related Charges (B)		101.09

Current Billing Detail Subtotal \$ 388.66

Los Angeles Co UUT	\$ 388.66 × 5.00000%	19.43
State Tax	248 kWh × \$0.00030	0.07
State Tax	1,736 kWh × \$0.00020	0.35

Current Charges Due 01/29/04 \$ 408.51

(A) Delivery Related Charges:

Facilities Rel Demand	92 kW × \$2.49000	\$ 229.08
Winter Off Peak	248 kWh × \$0.01092	2.71
Winter Off Peak	1,736 kWh × \$0.01116	19.37
DWR Bond Charge	1,984 kWh × \$0.00444	8.81
Customer Charge		27.60

Delivery Subtotal \$ 287.57

(B) Generation Related Charges:

DWR Generation:		
Winter Off Peak	511 kWh × \$0.10287	\$ 52.57
SCE Generation:		
Winter Off Peak	1,473 kWh × \$0.03294	48.52

Generation Subtotal \$ 101.09

Your daily average cost this period excluding Utility User Tax (UUT) is : \$ 12.16
 Service Voltage : 480 Volts

Customer and Service Address
SE MARITORENA INCORPORATED
51320 150TH ST W
ROSAMOND CA 93560.

Date Bill Prepared
Jan 10, 2004
Next Meter Read on or about
Feb 04, 2004

Your Customer Account Number
2-22-302-2054

24-hr. Customer Service
1 (800) 990-7788

Service Account Rotating-Outage Rate Schedule
3-018-2023-06 Group A047 TOU-PA-7B

Barnwell

Your current energy usage

Meter Number	From	To	Usage		
ACTUAL READ P831W-000034	08/02/02	09/03/02			
On Peak	08/02/02	09/03/02	79,736 kWh		
Mid Peak	08/02/02	09/03/02	15,220 kWh		
Off Peak	08/02/02	09/03/02	22,046 kWh		
			42,470 kWh		
Demand Date	Demand From	Time To	Season	Peak	Demand
08/05/02	13:30	13:45	Summer	On Peak	126 kW
08/05/02	10:00	10:15	Summer	Mid Peak	131 kW
08/02/02	07:00	07:15	Summer	Off Peak	131 kW

Demand Meter Information

Maximum Demand : 131.0 kW

Usage Comparison	This Year	Last Year	2 Years Ago
Kilowatt-hour (kWh) used	79,736.00	60,667.00	No
Number of days	32	30	Comparable
Average usage per day	2,491.75	2,022.23	Usage
Percent change from Last Year	23%		

Detail of current charges: \$8,316.27

We provide two ways to look at your current charges:

1 By usage:

Billing Period - 08/02/02 to 09/03/02 (32 days) - Summer Season

Facilities Rel Demand	131 kW	x \$2.49000	x 2/32 days	\$ 20.39
Facilities Rel Demand	131 kW	x \$1.95000	x 30/32 days	239.48
Summer On Peak	126 kW	x \$5.17000	x 2/32 days	40.71
Summer On Peak	126 kW	x \$6.10000	x 30/32 days	720.56

Demand Charge Total \$ 1,021.14

Summer On Peak	951 kWh	x \$0.14285		135.85
Summer On Peak	14,269 kWh	x \$0.14403		2,055.16
Summer Mid Peak	1,378 kWh	x \$0.07758		106.91
Summer Mid Peak	20,668 kWh	x \$0.07820		1,616.24
Summer Off Peak	2,654 kWh	x \$0.06877		182.52
Summer Off Peak	39,816 kWh	x \$0.06931		2,759.65

Current Energy Bill \$ 6,856.33

Customer Charge 27.60

Current Billing Detail Subtotal \$ 7,905.07

Los Angeles Co UUT \$ 7,905.07 x 5.00000% 395.25
State Tax 79,736 kWh x \$0.00020 15.95

Current Charges Due 01/29/04 \$ 8,316.27

Your daily average cost this period excluding Utility User Tax (UUT) is : \$ 247.53

Customer and Service Address
JOSE MARITORENA, INCORPORATED
51320 150TH ST W
ROSAMOND CA 93560

Date Bill Prepared
Jan 10, 2004
Next Meter Read on or about
Feb 04, 2004

Your Customer Account Number
2-22-302-2054

24-hr. Customer Service
1 (800) 990-7788

Service Account **3-018-2023-06** Rotating Outage Group **A047** Rate Schedule **TOU-PA-7B**

Your current energy usage

Barnwell

Meter Number	From	To	Usage
ACTUAL READ P729M-000046	12/04/03	01/05/04	5,874 kWh
Mid Peak	12/04/03	01/05/04	2,879 kWh
Off Peak	12/04/03	01/05/04	2,995 kWh

Demand Date	Demand From	Time To	Season	Peak	Demand
12/17/03	09:00	09:15	Winter	Mid Peak	133 kW
12/18/03	07:00	07:15	Winter	Off Peak	129 kW

Demand Meter Information

Maximum Demand : 133.0 kW

Usage Comparison	This Year	Last Year	2 Years Ago
Kilowatt-hour (kWh) used	5,874.00	9,818.00	23,972.00
Number of days	32	33	30
Average usage per day	183.56	297.52	799.07
Percent change from Last Year	(38)%		

3-011 Detail of current charges: \$777.88

We provide two ways to look at your current charges:

By usage:

Billing Period - 12/04/03 to 01/05/04 (32 days) - Winter Season

Delivery Related Charges (A)	\$	450.22
Generation Related Charges (B)		289.50
Current Billing Detail Subtotal	\$	739.72
Los Angeles Co UUT		36.99
State Tax		1.17
Current Charges Due 01/29/04	\$	777.88

(A) Delivery Related Charges:

Facilities Rel Demand	133 kW	x \$2.49000	\$	331.17
Winter Mid Peak	360 kWh	x \$0.01092		3.93
Winter Mid Peak	2,519 kWh	x \$0.01116		28.11
Winter Off Peak	374 kWh	x \$0.01092		4.08
Winter Off Peak	2,621 kWh	x \$0.01116		29.25
DWR Bond Charge	5,874 kWh	x \$0.00444		26.08
Customer Charge				27.60
Delivery Subtotal			\$	450.22

(B) Generation Related Charges:

DWR Generation:			\$	76.33
Winter Mid Peak	742 kWh	x \$0.10287		79.42
Winter Off Peak	772 kWh	x \$0.10287		
SCE Generation:				60.52
Winter Mid Peak	2,137 kWh	x \$0.02832		73.23
Winter Off Peak	2,223 kWh	x \$0.03294		
Generation Subtotal			\$	289.50

Customer and Service Address
SE MARITORENA INCORPORATED
51251 140TH ST W
ROSAMOND CA 93560

Date Bill Prepared
Jan 10, 2004
Next Meter Read on or about
Feb 04, 2004

Your Customer Account Number
2-22-302-2054

24-hr. Customer Service
1 (800) 990-7788

Service Account **3-018-2031-52** Rotating Outage Group A047 Rate Schedule TOU-PA-7B

Yard well

Your current energy usage

Meter Number	From	To	Usage
ACTUAL READ P831W-000048	08/02/02	09/03/02	
On Peak	08/02/02	09/03/02	63,048 kWh
Mid Peak	08/02/02	09/03/02	14,233 kWh
Off Peak	08/02/02	09/03/02	16,751 kWh
			32,064 kWh

Demand Date	Demand From	Time To	Season	Peak	Demand
08/13/02	16:15	16:30	Summer	On Peak	128 kW
08/07/02	10:00	10:15	Summer	Mid Peak	131 kW
08/26/02	04:15	04:30	Summer	Off Peak	131 kW

Demand Meter Information

Maximum Demand : 131.0 kW

Usage Comparison	This Year	Last Year	2 Years Ago
Kilowatt-hour (kWh) used	63,048.00	37,297.00	No
Number of days	32	30	Comparable
Average usage per day	1,970.25	1,243.23	Usage
Percent change from Last Year	59%		

Detail of current charges: \$6,984.95

We provide two ways to look at your current charges:

By usage:

Billing Period - 08/02/02 to 09/03/02 (32 days) - Summer Season

Facilities Rel Demand	131 kW	x \$2.49000	x 2/32 days	\$	20.39
Facilities Rel Demand	131 kW	x \$1.95000	x 30/32 days		239.48
Summer On Peak	128 kW	x \$5.17000	x 2/32 days		41.36
Summer On Peak	128 kW	x \$6.10000	x 30/32 days		732.00
Demand Charge Total				\$	1,033.23
Summer On Peak	890 kWh	x \$0.14285			127.14
Summer On Peak	13,343 kWh	x \$0.14403			1,921.79
Summer Mid Peak	1,047 kWh	x \$0.07758			81.23
Summer Mid Peak	15,704 kWh	x \$0.07820			1,228.05
Summer Off Peak	2,004 kWh	x \$0.06877			137.82
Summer Off Peak	30,060 kWh	x \$0.06931			2,083.46
Current Energy Bill				\$	5,579.49
Customer Charge					27.60
Current Billing Detail Subtotal				\$	6,640.32
Los Angeles Co UUT	\$ 6,640.32	x 5.00000%			332.02
State Tax	63,048 kWh	x \$0.00020			12.61
Current Charges Due 01/29/04				\$	6,984.95

Your daily average cost this period excluding Utility User Tax (UUT) is : \$ 207.90

Customer and Service Address
JOSE MARITORENA INCORPORATED
51251 140TH ST W
ROSAMOND CA 93560

Date Bill Prepared
Jan 10, 2004
Next Meter Read on or about
Feb 04, 2004

Your Customer Account Number
2-22-302-2054

24-hr. Customer Service
1 (800) 990-7788

Service Account **3-018-2031-52** Rotating Outage Group A047 Rate Schedule TOU-PA-7B

Your current energy usage

Yard well

Meter Number	From	To	Usage
ACTUAL READ P831W-000.048	09/03/02	10/02/02	62,929 kWh
On Peak	09/03/02	10/02/02	13,209 kWh
Mid Peak	09/03/02	10/02/02	18,254 kWh
Off Peak	09/03/02	10/02/02	31,466 kWh

Demand Date	Demand From	Time To	Season	Peak	Demand
09/11/02	14:00	14:15	Summer	On Peak	129 kW
10/01/02	11:00	11:15	Summer	Mid Peak	131 kW
09/18/02	06:15	06:30	Summer	Off Peak	131 kW

Demand Meter Information
Maximum Demand : 131.0 kW

Usage Comparison	This Year	Last Year	2 Years Ago
Kilowatt-hour (kWh) used	62,929.00	45,971.00	No
Number of days	29	32	Comparable
Average usage per day	2,169.97	1,436.59	Usage
Percent change from Last Year	51%		

Detail of current charges: \$6,824.68

We provide two ways to look at your current charges:

By usage:

Billing Period - 09/03/02 to 10/02/02 (29 days) - Summer Season

Facilities Rel Demand	131 kW	x \$2.49000	\$ 326.19
Summer On Peak	129 kW	x \$5.17000	666.93
Demand Charge Total			\$ 993.12
Summer On Peak	13,209 kWh	x \$0.14285	1,886.91
Summer Mid Peak	18,254 kWh	x \$0.07758	1,416.15
Summer Off Peak	31,466 kWh	x \$0.06877	2,163.92
Current Energy Bill			\$ 5,466.98
Customer Charge			27.60
Current Billing Detail Subtotal			\$ 6,487.70
Los Angeles Co UUT	\$ 6,487.70 x 5.00000%		324.39
State Tax	62,929 kWh x \$0.00020		12.59
Current Charges Due 01/29/04			\$ 6,824.68

Your daily average cost this period excluding Utility User Tax (UUT) is : \$ 224.15
Service Voltage : 480 Volts
Billing Horsepower : 140.0 HP
Of your total charges, Franchise Fees represent : \$52.47
Average Energy Charge during this period is : 8.08 cents/kWh

Customer and Service Address
JOSE MARITORENA INCORPORATED
51251 140TH ST W
ROSAMOND CA 93560

Date Bill Prepared
Jan 10, 2004
Next Meter Read on or about
Feb 04, 2004

Your Customer Account Number
2-22-302-2054

24-hr. Customer Service
1 (800) 990-7788

Service Account Rotating Outage Rate Schedule
3-018-2031-52 Group A047 TOU-PA-7B

Your current energy usage

yard well

Meter Number	From	To	Usage
ACTUAL READ P831W-000048	12/04/03	01/05/04	41 kWh
Mid Peak	12/04/03	01/05/04	0 kWh
Off Peak	12/04/03	01/05/04	41 kWh

Demand Date	Demand From	Time To	Season	Peak	Demand
12/04/03	08:00	08:15	Winter	Mid Peak	0 kW
12/06/03	11:15	11:30	Winter	Off Peak	99 kW

Demand Meter Information

Maximum Demand : 99.0 kW

Usage Comparison	This Year	Last Year	2 Years Ago
Kilowatt-hour (kWh) used	41.00	11,632.00	1,485.00
Number of days	32	33	30
Average usage per day	1.28	352.48	49.50
Percent change from Last Year	(100)%		

Detail of current charges: \$290.71

We provide two ways to look at your current charges:

1 By usage:

Billing Period - 12/04/03 to 01/05/04 (32 days) - Winter Season

Delivery Related Charges (A)		\$	274.74
Generation Related Charges (B)			2.12
Current Billing Detail Subtotal		\$	276.86
Los Angeles Co UUT	\$ 276.86 x 5.00000%		13.84
State Tax	5 kWh x \$0.00030		0.00
State Tax	36 kWh x \$0.00020		0.01

Current Charges Due 01/29/04 \$ **290.71**

(A) Delivery Related Charges:			
Facilities Rel Demand	99 kW x \$2.49000	\$	246.51
Winter Off Peak	5 kWh x \$0.01092		0.05
Winter Off Peak	36 kWh x \$0.01116		0.40
DWR Bond Charge	41 kWh x \$0.00444		0.18
Customer Charge			27.60
Delivery Subtotal		\$	274.74
(B) Generation Related Charges:			
DWR Generation:			
Winter Off Peak	11 kWh x \$0.10287	\$	1.13
SCE Generation:			
Winter Off Peak	30 kWh x \$0.03294		0.99
Generation Subtotal		\$	2.12

Your daily average cost this period excluding Utility User Tax (UUT) is : \$ 8.65
Service Voltage : 480 Volts



Southern California Edison Company
P.O. Box 600, Rosemead, CA 91771-0001

Visit us at:
www.sce.com

Customer and Mailing Address
JOSE MARITORENA INCORPORATED
300 E PANAMA RD
BAKERSFIELD CA 93307

Date Bill Prepared
Feb 10, 2004

Your Customer Account Number
2-22-302-2054
24-hr. Customer Service
1 (800) 990-7788

Page 1 of 6

Bic Tho

Billing summary

Amount of Previous Statement 01/10/04	\$	1,464.35
Payment received 01/22/04 - Thank you	\$	(1,464.35)
Balance Before Current Charges	\$	0.00
Current Charges	\$	363.53
Current Charges Due 03/01/04	\$	363.53

Your Total Balance Due *Pd 2-15-04 # 4606* \$ **363.53**

Summary of billing detail

Service Account	Rate Schedule	Service Address	Current Charges
3-018-2022-56 Billing Period: 01/05/04-02/04/04	TOU-PA-7B	14551 W AVENUE B LANCASTR, CA.	\$ 159.71
3-018-2023-06 To be billed at a later date	TOU-PA-7B	51320 150TH ST W ROSAMOND, CA	\$ N/A
3-018-2023-67 Billing Period: 01/05/04-02/04/04	DOMESTIC	51249 140TH ST W ROSAMOND, CA	\$ 1.86
3-018-2031-52 Billing Period: 01/05/04-02/04/04	TOU-PA-7B	51251 140TH ST W ROSAMOND, CA	\$ 201.96

Did you know...

LATE PAYMENT CHARGE REMINDER

Reminder - A late payment charge of 0.9% will be applied to the total unpaid balance on your account if full payment is not received by the due date on this bill. For designated State agencies, the late payment charge will be applied in accordance with SCE tariffs.

Get \$35...

Let SCE pick up and recycle your old, inefficient, working refrigerator or freezer and receive \$35. Program funds are limited, so call 800-234-9722 today! Terms and conditions apply.

(14-574)

- Please detach stub below and return with your payment -

(M) Delivery	50 kW x \$2.49000	27.60
Facilities Rel Demand		
Customer Charge		
Delivery Subtotal		\$ 152.10

Your daily average cost this period excluding Utility User Tax (UUT) is : \$ 5.07
Service Voltage : 480 Volts
Billing Horsepower : 145.0 HP
Percentage of energy provided by DWR this period : 33.510 %
Of your total charges, Franchise Fees represent : \$1.23

By rate component:

DWR Generation	\$	0.00
SCE Generation		0.00
Transmission Charges		28.50
Distribution Charges		123.60
Nuclear Decommissioning Charges		0.00

Customer and Service Address
JOSE MARITORENA INCORPORATED
 14551 W AVENUE B
 LANCASTER CA 93534

Date Bill Prepared
 Feb 10, 2004
 Next Meter Read on or about
 March 05, 2004

Your Customer Account Number
2-22-302-2054

24-hr. Customer Service
1 (800) 990-7788

Service Account **3-018-2022-56** / Rotating Outage Group A047

Rate Schedule
 TOU-PA-7B

Your current energy usage

B well

Meter Number	From	To	Usage
ACTUAL READ 3412M-000020	01/05/04	02/04/04 ✓	0 kWh ✓
Mid Peak	01/05/04	02/04/04	0 kWh
Off Peak	01/05/04	02/04/04	0 kWh

Demand Date	Demand From	Time To	Season	Peak	Demand
01/05/04	08:00	08:15	Winter	Mid Peak	0 kW
01/05/04	00:00	00:15	Winter	Off Peak	0 kW

Demand Meter Information

50% of the Previous High Billing Demand : 50.0 kW
 Maximum Demand : 0.0 kW

Usage Comparison	This Year	Last Year	2 Years Ago
Kilowatt-hour (kWh) used	.00	10,849.00	No
Number of days	30	28	Comparable
Average usage per day	.00	387.46	Usage
Percent change from Last Year	(100)%		

Detail of current charges: \$159.71

We provide two ways to look at your current charges:

1 By usage:

Billing Period - 01/05/04 to 02/04/04 (30 days) - Winter Season

Delivery Related Charges (A)	\$	152.10
Current Billing Detail Subtotal	\$	152.10
Los Angeles Co UUT	\$ 152.10 × 5.00000%	7.61
State Tax	0 kWh × \$0.00030	0.00
Current Charges Due 03/01/04	\$	159.71

(A) Delivery Related Charges:		
Facilities Rel Demand	✓ 50 kW × \$2.49000	\$ 124.50
Customer Charge		27.60
Delivery Subtotal	\$	152.10

Your daily average cost this period excluding Utility User Tax (UUT) is : \$ 5.07

Service Voltage : 480 Volts

Billing Horsepower : 145.0 HP

Percentage of energy provided by DWR this period : 33.510 %

Of your total charges, Franchise Fees represent : \$1.23

2 By rate component:

DWR Generation	\$	0.00
SCE Generation		0.00
Transmission Charges		28.50
Distribution Charges		123.60
Nuclear Decommissioning Charges		0.00

Customer and Service Address
JOSE MARITORENA INCORPORATED
51251 140TH ST W
ROSAMOND CA 93560

Date Bill Prepared
Feb 10, 2004
Next Meter Read on or about
March 05, 2004

Your Customer Account Number
2-22-302-2054

Service Account
3-018-2031-52

Rotating Outage
Group A047

Rate Schedule
TOU-PA-7B

24-hr. Customer Service
1 (800) 990-7788

Your current energy usage

Yard well

Meter Number	From	To	Usage
ACTUAL READ P831W-000048	01/05/04	02/04/04 ✓	
Mid Peak	01/05/04	02/04/04	6 kWh
Off Peak	01/05/04	02/04/04	6 kWh
			0 kWh

Demand Date	Demand From	Time To	Season	Peak	Demand
01/21/04	09:00	09:15	Winter	Mid Peak	26 kW
01/05/04	00:00	00:15	Winter	Off Peak	0 kW

Demand Meter Information

50% of the Previous High Billing Demand : 66.0 kW
Maximum Demand : 26.0 kW

Usage Comparison	This Year	Last Year	2 Years Ago
Kilowatt-hour (kWh) used	6.00 ✓	22,532.00 ✓	1,437.00 ✓
Number of days	30	28	29
Average usage per day	.20	804.71	49.55
Percent change from Last Year	(100)%		

Detail of current charges: \$201.96

We provide two ways to look at your current charges:

1 By usage:

Billing Period - 01/05/04 to 02/04/04 (30 days) - Winter Season

Delivery Related Charges (A)		\$ 192.02
Generation Related Charges (B)		0.32
Current Billing Detail Subtotal		\$ 192.34
Los Angeles Co UUT	\$ 192.34 × 5.00000%	9.62
State Tax	6 kWh × \$0.00030	0.00

Current Charges Due 03/01/04 **\$ 201.96**

(A) Delivery Related Charges:		
Facilities Rel Demand	66 kW × \$2.49000	\$ 164.34
Winter Mid Peak	1 kWh × \$0.01106	0.01
Winter Mid Peak	5 kWh × \$0.01092	0.05
DWR Bond Charge	5 kWh × \$0.00444	0.02
Customer Charge		27.60
Delivery Subtotal		\$ 192.02

(B) Generation Related Charges:		
DWR Generation:		
Winter Mid Peak	2 kWh × \$0.10287	\$ 0.21
SCE Generation:		
Winter Mid Peak	4 kWh × \$0.02832	0.11
Generation Subtotal		\$ 0.32

Your daily average cost this period excluding Utility User Tax (UUT) is : \$ 6.41
Service Voltage : 480 Volts



Southern California Edison Company
P.O. Box 600, Rosemead, CA 91771-0001

Visit us at:
www.sce.com

Customer and Mailing Address
JOSE MARITORENA INCORPORATED
300 E PANAMA RD
BAKERSFIELD CA 93307

Date Bill Prepared
March 11, 2004

Your Customer Account Number
2-22-302-2054
24-hr. Customer Service
1 (800) 990-7788

Page 1 of 9

Billing summary

Bio Yho

Amount of Previous Statement 02/10/04	\$	363.53	
Payment received 02/23/04 - Thank you	\$	(363.53)	
Balance Before Current Charges	\$		0.00
Current Charges	\$	2,739.77	
Current Charges Due 03/30/04	\$		2,739.77

Your Total Balance Due *Pd 3-15-04 #4649* \$ **2,739.77**

Summary of billing detail

Service Account	Rate Schedule	Service Address		Current Charges
3-018-2022-56 Billing Period: 02/04/04-03/05/04	TOU-PA-7B	14551 W AVENUE B LANCASTR, CA	\$	160.27
3-018-2023-06 Billing Period: 01/05/04-02/04/04	TOU-PA-7B	51320 150TH ST W ROSAMOND, CA	\$	2,372.19
3-018-2023-67 Billing Period: 02/04/04-03/05/04	DOMESTIC	51249 140TH ST W ROSAMOND, CA	\$	1.86
3-018-2031-52 Billing Period: 02/04/04-03/05/04	TOU-PA-7B	51251 140TH ST W ROSAMOND, CA	\$	205.45

Did you know. . .

LATE PAYMENT CHARGE REMINDER

Reminder - A late payment charge of 0.9% will be applied to the total unpaid balance on your account if full payment is not received by the due date on this bill. For designated State agencies, the late payment charge will be applied in accordance with SCE tariffs.

VOLUNTARY RENEWABLE ENERGY CONTRIBUTIONS ...

California air quality can use your help. Look inside the enclosed Connection newsletter for information about the Voluntary Renewable Contribution Program.

(14-574) - Please detach stub below and return with your payment -

(A) Delivery Related Charges:				
Facilities Rel Demand	50 kW	x \$2.49000	\$	124.50
Winter Mid Peak	8 kWh	x \$0.01106		0.09
DWR Bond Charge	8 kWh	x \$0.00493		0.04
Customer Charge				27.60
Delivery Subtotal			\$	152.23
(B) Generation Related Charges:				
DWR Generation:				
Winter Mid Peak	3 kWh	x \$0.08918	\$	0.27
SCE Generation:				
Winter Mid Peak	5 kWh	x \$0.02832		0.14
Generation Subtotal			\$	0.41

Your daily average cost this period excluding Utility User Tax (UUT) is : \$ 5.09

Service Voltage : 480 Volts

Billing Horsepower : 145.0 HP

Customer and Service Address
JOSE MARITORENA INCORPORATED
14551 W AVENUE B
LANCASTER CA 93534

Date Bill Prepared
March 11, 2004
Next Meter Read on or about
April 05, 2004

Your Customer Account Number
2-22-302-2054

24-hr. Customer Service
1 (800) 990-7788

Service Account **3-018-2022-56** Rotating Outage Group A047

Rate Schedule
TOU-PA-7B

B well

Your current energy usage

Meter Number	From	To	Usage
ACTUAL READ 3412M-000020	02/04/04	03/05/04 ✓	
Mid Peak	02/04/04	03/05/04	8 kWh ✓
Off Peak	02/04/04	03/05/04	8 kWh
			0 kWh

Demand Date	Demand From	Time To	Season	Peak	Demand
02/17/04	11:00	11:15	Winter	Mid Peak	2 kW
02/12/04	07:30	07:45	Winter	Off Peak	0 kW

Demand Meter Information

50% of the Previous High Billing Demand : 50.0 kW
Maximum Demand : 2.0 kW

Usage Comparison	This Year	Last Year	2 Years Ago
Kilowatt-hour (kWh) used	8.00	4,561.00 ✓	11,401.00 ✓
Number of days	30	31	32
Average usage per day	.27	147.13	356.28
Percent change from Last Year	(100)%		

Detail of current charges: \$160.27

We provide two ways to look at your current charges:

1 By usage:

Billing Period - 02/04/04 to 03/05/04 (30 days) - Winter Season

Delivery Related Charges (A)		
Generation Related Charges (B)	\$	152.23
Current Billing Detail Subtotal		0.41
Los Angeles Co UUT	\$	152.64
State Tax	\$ 152.64 × 5.00000%	7.63
	8 kWh × \$0.00030	0.00
Current Charges Due 03/30/04	\$	160.27 ✓

(A) Delivery Related Charges:		
Facilities Rel Demand	50 kW × \$2.49000	\$ 124.50
Winter Mid Peak	8 kWh × \$0.01106	0.09
DWR Bond Charge	8 kWh × \$0.00493	0.04
Customer Charge		27.60
Delivery Subtotal		152.23
(B) Generation Related Charges:		
DWR Generation:		
Winter Mid Peak	3 kWh × \$0.08918	\$ 0.27
SCE Generation:		
Winter Mid Peak	5 kWh × \$0.02832	0.14
Generation Subtotal		0.41

Your daily average cost this period excluding Utility User Tax (UUT) is : \$ 5.09

Service Voltage : 480 Volts

Billing Horsepower : 45.0 HP

Customer and Service Address
JOSE MARITORENA INCORPORATED
51320 150TH ST W
ROSAMOND CA 93560

Date Bill Prepared
March 11, 2004
Next Meter Read on or about
April 05, 2004

Your Customer Account Number
2-22-302-2054
24-hr. Customer Service
1 (800) 990-7788

Service Account 3-018-2023-06
Rotating Outage Group A047

Rate Schedule
TOU-PA-7B

Barnwell

Your current energy usage

Meter Number	From	To	Usage
ACTUAL READ P729M-000046	01/05/04	02/04/04	
Mid Peak	01/05/04	02/04/04	27,091 kWh
Off Peak	01/05/04	02/04/04	11,367 kWh
			15,724 kWh

Demand Date	Demand From	Time To	Season	Peak	Demand
01/26/04	12:15	12:30	Winter	Mid Peak	131 kW
01/30/04	07:45	08:00	Winter	Off Peak	128 kW

Demand Meter Information
Maximum Demand : 131.0 kW

Usage Comparison	This Year	Last Year	2 Years Ago
Kilowatt-hour (kWh) used	27,091.00	5,468.00	5,248.00
Number of days	30	29	29
Average usage per day	903.03	188.55	180.97
Percent change from Last Year	379%		

Detail of current charges: \$2,372.19

We provide two ways to look at your current charges:

1 By usage:

Billing Period - 01/05/04 to 02/04/04 (30 days) - Winter Season

Delivery Related Charges (A)		\$ 771.63
Generation Related Charges (B)		1,479.86
Current Billing Detail Subtotal		\$ 2,251.49
Los Angeles Co UUT	\$ 2,251.49 x 5.00000%	
State Tax	27,091 kWh x \$0.00030	112.57
		8.13
Current Charges Due 03/30/04		\$ 2,372.19

(A) Delivery Related Charges:

Facilities Rel Demand	131 kW	x \$2.49000		\$ 326.19
Winter Mid Peak	1,137 kWh	x \$0.01106		12.58
Winter Mid Peak	10,230 kWh	x \$0.01092		111.71
Winter Off Peak	1,572 kWh	x \$0.01106		17.39
Winter Off Peak	14,152 kWh	x \$0.01092		154.54
DWR Bond Charge	2,709 kWh	x \$0.00493		13.36
DWR Bond Charge	24,382 kWh	x \$0.00444		108.26
Customer Charge				27.60
Delivery Subtotal				\$ 771.63

(B) Generation Related Charges:

DWR Generation:				
Winter Mid Peak	381 kWh	x \$0.08918		\$ 33.98
Winter Mid Peak	3,428 kWh	x \$0.10287		352.64
Winter Off Peak	527 kWh	x \$0.08918		47.00
Winter Off Peak	4,742 kWh	x \$0.10287		487.81
SCE Generation:				
Winter Mid Peak	7,558 kWh	x \$0.02832		214.04
Winter Off Peak	10,455 kWh	x \$0.03294		344.39

Customer and Service Address
JOSE MARITORENA INCORPORATED
1251 140TH ST W
OSAMOND CA 93560

Date Bill Prepared
March 11, 2004
Next Meter Read on or about
April 05, 2004

Your Customer Account Number
2-22-302-2054

24-hr. Customer Service
1 (800) 990-7788

Service Account Rotating Outage Rate Schedule
-018-2031-52 Group A047 TOU-PA-7B

yard well

our current energy usage

Meter Number	From	To	Usage
ACTUAL READ 131W-000048	02/04/04	03/05/04 ✓	
Mid Peak	02/04/04	03/05/04	56 kWh ✓
Off Peak	02/04/04	03/05/04	53 kWh
			3 kWh

Time	Demand From	Time To	Season	Peak	Demand
17:04	12:00	12:15	Winter	Mid Peak	5 kW
03:04	07:45	08:00	Winter	Off Peak	3 kW

Demand Meter Information

% of the Previous High Billing Demand : 66.0 kW
Maximum Demand : 5.0 kW

Usage Comparison	This Year	Last Year	2 Years Ago
kWh used	56.00 ✓	10,364.00 ✓	40,557.00 ✓
Number of days	30	31	32
Average usage per day	1.87	334.32	1,267.41
Percent change from Last Year	(100)%		

Detail of current charges: \$205.45

We provide two ways to look at your current charges:

By usage:

Billing Period - 02/04/04 to 03/05/04 (30 days) - Winter Season

Delivery Related Charges (A)		\$ 192.84
Generation Related Charges (B)		2.81
Current Billing Detail Subtotal		\$ 195.65
Los Angeles Co UUT	\$ 195.65 × 5.00000%	9.78
State Tax	56 kWh × \$0.00030	0.02
Current Charges Due 03/30/04		\$ 205.45

(A) Delivery Related Charges:		
Facilities Rel Demand	66 kW × \$2.49000	\$ 164.34
Winter Mid Peak	53 kWh × \$0.01106	0.59
Winter Off Peak	3 kWh × \$0.01106	0.03
DWR Bond Charge	56 kWh × \$0.00493	0.28
Customer Charge		27.60
Delivery Subtotal		\$ 192.84
(B) Generation Related Charges:		
DWR Generation:		
Winter Mid Peak	19 kWh × \$0.08918	\$ 1.69
Winter Off Peak	1 kWh × \$0.08918	0.09
SCE Generation:		
Winter Mid Peak	34 kWh × \$0.02832	0.96
Winter Off Peak	2 kWh × \$0.03294	0.07
Generation Subtotal		\$ 2.81



Southern California Edison Company
P.O. Box 600, Rosemead, CA 91771-0001

Visit us at:
www.sce.com

Customer and Mailing Address
JOSE MARITORENA INCORPORATED
300 E PANAMA RD
BAKERSFIELD CA 93307

Date Bill Prepared
April 09, 2004

Bio Bio

Your Customer Account Number
2-22-302-2054
24-hr. Customer Service
1 (800) 990-7788

Page 1 of 11

Billing summary

Amount of Previous Statement 03/11/04	\$	2,739.77
Payment received 03/22/04 - Thank you	\$	(2,739.77)
Balance Before Current Charges	\$	0.00
Current Charges	\$	13,951.48
Current Charges Due 04/28/04	\$	13,951.48
Your Total Balance Due	\$	13,951.48

Pd 4-20-04 # 4708

Summary of billing detail

Service Account	Rate Schedule	Service Address	Current Charges
3-018-2022-56 <i>Billing Period:</i> 03/05/04-04/05/04	TOU-PA-7B	14551 W AVENUE B LANCASTR, CA	\$ 3,099.62
3-018-2023-06 <i>Billing Period:</i> 02/04/04-03/05/04	TOU-PA-7B	51320 150TH ST W ROSAMOND, CA	\$ 387.85
3-018-2023-06 <i>Billing Period:</i> 03/05/04-04/05/04	TOU-PA-7B	51320 150TH ST W ROSAMOND, CA	\$ 5,481.07
3-018-2023-67 <i>Billing Period:</i> 03/05/04-04/05/04	DOMESTIC	51249 140TH ST W ROSAMOND, CA	\$ 3.69
3-018-2031-52 <i>Billing Period:</i> 03/05/04-04/05/04	TOU-PA-7B	51251 140TH ST W ROSAMOND, CA	\$ 4,979.25

Did you know. . .

LATE PAYMENT CHARGE REMINDER

Reminder - A late payment charge of 0.9% will be applied to the total unpaid balance on your account if full payment is not received by the due date on this bill. For designated State agencies, the late payment charge will be applied in accordance with SCE tariffs.

(14-574) - Please detach stub below and return with your payment -

Facilities Rel Demand	96 kW	x \$2.49000	\$	239.04
Winter Mid Peak	16,084 kWh	x \$0.01106		177.89
Winter Off Peak	24,826 kWh	x \$0.01106		274.58
DWR Bond Charge	40,910 kWh	x \$0.00493		201.69
Customer Charge				27.60
Delivery Subtotal			\$	920.80
(B) Generation Related Charges:				
DWR Generation:				
Winter Mid Peak	5,054 kWh	x \$0.08918	\$	450.72
Winter Off Peak	7,800 kWh	x \$0.08918		695.60
SCE Generation:				
Winter Mid Peak	11,030 kWh	x \$0.02832		312.37
Winter Off Peak	17,026 kWh	x \$0.03294		560.84
Generation Subtotal			\$	2,019.53

Your daily average cost this period excluding Utility User Tax (UUT) is : \$ 95.25



Southern California Edison Company
P.O. Box 600, Rosemead, CA 91771-0001

Visit us at:
www.sce.com

Customer and Service Address
MARITORENA INCORPORATED
551 W AVENUE B
LANCASTER CA 93534

Date Bill Prepared
April 09, 2004
Next Meter Read on or about
May 04, 2004

Your Customer Account Number
2-22-302-2054

24-hr. Customer Service
1 (800) 990-7788

Service Account 3-018-2022-56
Rotating Outage Group A047
Rate Schedule TOU-PA-7B

ave B well

Your current energy usage

Meter Number	From	To	Usage
ACTUAL READ 3412M-000020	03/05/04	04/05/04	40,910 kWh
Mid Peak	03/05/04	04/05/04	16,084 kWh
Off Peak	03/05/04	04/05/04	24,826 kWh

Demand Date	Demand From	Time To	Season	Peak	Demand
03/09/04	14:30	14:45	Winter	Mid Peak	96 kW
03/13/04	07:30	07:45	Winter	Off Peak	96 kW

Demand Meter Information

Maximum Demand : 96.0 kW

Usage Comparison	This Year	Last Year	2 Years Ago
Kilowatt-hour (kWh) used	40,910.00	25,659.00	38,869.00
Number of days	31	29	29
Average usage per day	1,319.68	884.79	1,340.31
Percent change from Last Year	49%		

Detail of current charges: \$3,099.62

We provide two ways to look at your current charges:

1 By usage:

Billing Period - 03/05/04 to 04/05/04 (31 days) - Winter Season

Delivery Related Charges (A)	\$	920.80
Generation Related Charges (B)		2,019.53
Current Billing Detail Subtotal	\$	2,940.33
Los Angeles Co UUT	\$ 2,940.33 x 5.00000%	147.02
State Tax	40,910 kWh x \$0.00030	12.27
Current Charges Due 04/28/04	\$	3,099.62

(A) Delivery Related Charges:

Facilities Rel Demand	96 kW	x \$2.49000	\$	239.04
Winter Mid Peak	16,084 kWh	x \$0.01106		177.89
Winter Off Peak	24,826 kWh	x \$0.01106		274.58
DWR Bond Charge	40,910 kWh	x \$0.00493		201.69
Customer Charge				27.60
Delivery Subtotal			\$	920.80

(B) Generation Related Charges:

DWR Generation:			\$	450.72
Winter Mid Peak	5,054 kWh	x \$0.08918		695.60
Winter Off Peak	7,800 kWh	x \$0.08918		
SCE Generation:				312.37
Winter Mid Peak	11,030 kWh	x \$0.02832		560.84
Winter Off Peak	17,026 kWh	x \$0.03294		
Generation Subtotal			\$	2,019.53

Your daily average cost this period excluding Utility User Tax (UUT) is : \$ 95.25

Customer and Service Address
THE MARITORENA INCORPORATED
 1320 150TH ST W
 ROSAMOND CA 93560

Date Bill Prepared
 April 09, 2004
 Next Meter Read on or about
 May 04, 2004

Your Customer Account Number
2-22-302-2054

24-hr. Customer Service
1 (800) 990-7788

Service Account **3-018-2023-06** Rotating Outage Group A047 Rate Schedule TOU-PA-7B

Sam well

Your current energy usage

Meter Number	From	To	Usage
ACTUAL READ P729M-000046	02/04/04	03/05/04	
Mid Peak	02/04/04	03/05/04	160 kWh
Off Peak	02/04/04	03/05/04	160 kWh
			0 kWh

Demand Date	Demand From	Time To	Season	Peak	Demand
02/12/04	10:30	10:45	Winter	Mid Peak	133 kW
03/04/04	07:00	07:15	Winter	Off Peak	0 kW

Demand Meter Information

Maximum Demand : 133.0 kW

Usage Comparison	This Year	Last Year	2 Years Ago
Kilowatt-hour (kWh) used	160.00	13,260.00	29,814.00
Number of days	30	30	32
Average usage per day	5.33	442.00	931.69
Percent change from Last Year	(99)%		

Detail of current charges: \$387.85

We provide two ways to look at your current charges:

By usage:

Billing Period - 02/04/04 to 03/05/04 (30 days) - Winter Season

Delivery Related Charges (A)		\$	361.33
Generation Related Charges (B)			8.00
Current Billing Detail Subtotal		\$	369.33
Los Angeles Co UUT	\$ 369.33 x 5.00000%		18.47
State Tax	160 kWh x \$0.00030		0.05
Current Charges Due 04/28/04		\$	387.85

(A) Delivery Related Charges:			
Facilities Rel Demand	133 kW x \$2.49000	\$	331.17
Winter Mid Peak	160 kWh x \$0.01106		1.77
DWR Bond Charge	160 kWh x \$0.00493		0.79
Customer Charge			27.60
Delivery Subtotal		\$	361.33
(B) Generation Related Charges:			
DWR Generation:			
Winter Mid Peak	57 kWh x \$0.08918	\$	5.08
SCE Generation:			
Winter Mid Peak	103 kWh x \$0.02832		2.92
Generation Subtotal		\$	8.00

Your daily average cost this period excluding Utility User Tax (UUT) is : \$ 12.31

Service Voltage : 480 Volts

Billing Horsepower : 150.0 HP

Percentage of energy provided by DWR this period : 35.721 %



Customer and Service Address
SE MARITORENA INCORPORATED
1320 150TH ST W
ROSAMOND CA 93560

Date Bill Prepared
April 09, 2004
Next Meter Read on or about
May 04, 2004

Your Customer Account Number
2-22-302-2054

24-hr. Customer Service
1 (800) 990-7788

Service Account Rotating Outage Rate Schedule
3-018-2023-06 Group A047 TOU-PA-7B

Your current energy usage

Barnwell

Meter Number	From	To	Usage
ACTUAL READ P729M-000046	03/05/04	04/05/04	
Mid Peak	03/05/04	04/05/04	73,786 kWh
Off Peak	03/05/04	04/05/04	24,906 kWh
			48,880 kWh

Demand Date	Demand From	Time To	Season	Peak	Demand
03/29/04	15:15	15:30	Winter	Mid Peak	131 kW
03/06/04	06:45	07:00	Winter	Off Peak	135 kW

Demand Meter Information

Maximum Demand : 135.0 kW

Usage Comparison	This Year	Last Year	2 Years Ago
Kilowatt-hour (kWh) used	73,786.00	49,251.00	24,119.00
Number of days	31	28	29
Average usage per day	2,380.19	1,758.96	831.69
Percent change from Last Year	35%		

Detail of current charges: \$5,481.07

We provide two ways to look at your current charges:

1 By usage:

Billing Period - 03/05/04 to 04/05/04 (31 days) - Winter Season

Delivery Related Charges (A)		\$ 1,543.58
Generation Related Charges (B)		3,655.40
Current Billing Detail Subtotal		\$ 5,198.98
Los Angeles Co UUT	\$ 5,198.98 x 5.00000%	259.95
State Tax	73,786 kWh x \$0.00030	22.14
Current Charges Due 04/28/04		\$ 5,481.07

(A) Delivery Related Charges:		
Facilities Rel Demand	135 kW x \$2.49000	\$ 336.15
Winter Mid Peak	24,906 kWh x \$0.01106	275.46
Winter Off Peak	48,880 kWh x \$0.01106	540.61
DWR Bond Charge	73,786 kWh x \$0.00493	363.76
Customer Charge		27.60
Delivery Subtotal		\$ 1,543.58
(B) Generation Related Charges:		
DWR Generation:		
Winter Mid Peak	7,825 kWh x \$0.08918	\$ 697.83
Winter Off Peak	15,358 kWh x \$0.08918	1,369.63
SCE Generation:		
Winter Mid Peak	17,081 kWh x \$0.02832	483.73
Winter Off Peak	33,522 kWh x \$0.03294	1,104.21
Generation Subtotal		\$ 3,655.40

Your daily average cost this period excluding Utility User Tax (UUT) is : \$ 168.42



Southern California Edison Company
P.O. Box 600, Rosemead, CA 91771-0001

Visit us at:
www.sce.com

Customer and Service Address
SE MARITORENA INCORPORATED
51251 140TH ST W
ROSAMOND CA 93560

Date Bill Prepared
April 09, 2004
Next Meter Read on or about
May 04, 2004

Your Customer Account Number
2-22-302-2054

24-hr. Customer Service
1 (800) 990-7788

Service Account Rotating Outage Rate Schedule
3-018-2031-52 Group A047 TOU-PA-7B

Your current energy usage

Meter Number	From	To	Usage
ACTUAL READ P831W-000048	03/05/04	04/05/04 ✓	66,544 kWh ✓
Mid Peak	03/05/04	04/05/04	22,877 kWh
Off Peak	03/05/04	04/05/04	43,667 kWh

Yard well

Demand Date	Demand From	Time To	Season	Peak	Demand
03/09/04	14:30	14:45	Winter	Mid Peak	132 kW
03/25/04	07:00	07:15	Winter	Off Peak	135 kW

Demand Meter Information

Maximum Demand : 135.0 kW

Usage Comparison	This Year	Last Year	2 Years Ago
Kilowatt-hour (kWh) used	66,544.00 ✓	61,856.00 ✓	44,032.00 ✓
Number of days	31	29	29
Average usage per day	2,146.58	2,132.97	1,518.34
Percent change from Last Year	1%		

Detail of current charges: \$4,979.25

We provide two ways to look at your current charges:

1 By usage:

Billing Period - 03/05/04 to 04/05/04 (31 days) - Winter Season

Delivery Related Charges (A)	\$	1,427.79
Generation Related Charges (B)		3,295.34
Current Billing Detail Subtotal	\$	4,723.13
Los Angeles Co UUT	\$ 4,723.13 x 5.00000%	236.16
State Tax	66,544 kWh x \$0.00030	19.96
Current Charges Due 04/28/04	\$	4,979.25

(A) Delivery Related Charges:		
Facilities Rel Demand	135 kW x \$2.49000	\$ 336.15
Winter Mid Peak	22,877 kWh x \$0.01106	253.02
Winter Off Peak	43,667 kWh x \$0.01106	482.96
DWR Bond Charge	66,544 kWh x \$0.00493	328.06
Customer Charge		27.60
Delivery Subtotal		\$ 1,427.79
(B) Generation Related Charges:		
DWR Generation:		
Winter Mid Peak	7,188 kWh x \$0.08918	\$ 641.03
Winter Off Peak	13,720 kWh x \$0.08918	1,223.55
SCE Generation:		
Winter Mid Peak	15,689 kWh x \$0.02832	444.31
Winter Off Peak	29,947 kWh x \$0.03294	986.45
Generation Subtotal		\$ 3,295.34

Your daily average cost this period excluding Utility User Tax (UUT) is : \$ 153.00



Customer and Mailing Address
JOSE MARITORENA INCORPORATED
300 E PANAMA RD
BAKERSFIELD CA 93307

Date Bill Prepared
May 08, 2004

Bio Hro

Your Customer Account Number
2-22-302-2054
24-hr. Customer Service
1 (800) 990-7788

Page 1 of 7

Billing summary

Amount of Previous Statement 04/09/04	\$	13,951.48
Payment received 04/30/04 - Thank you	\$	(13,951.48)
Balance Before Current Charges	\$	0.00
Current Charges	\$	9,260.90
Late Pymt Chrg	\$	119.58
Current Amount Due 05/27/04	\$	9,380.48

Your Total Balance Due *PA 5-15-04 # 4740* \$ **9,380.48**

Summary of billing detail

Service Account	Rate Schedule	Service Address	Current Charges
3-018-2022-56 Billing Period: 04/05/04-05/04/04	TOU-PA-7B	14551 W AVENUE B LANCASTER, CA	\$ 3,298.21
3-018-2023-06 Billing Period: 04/05/04-05/04/04	TOU-PA-7B	51320 150TH ST W ROSAMOND, CA	\$ 5,960.79
3-018-2023-67 Billing Period: 04/05/04-05/04/04	DOMESTIC	51249 140TH ST W ROSAMOND, CA	\$ 1.90
3-018-2031-52 To be billed at a later date	TOU-PA-7B	51251 140TH ST W ROSAMOND, CA	\$ N/A

Did you know. . .

LATE PAYMENT CHARGE REMINDER
Reminder - A late payment charge of 0.9% will be applied to the total unpaid balance on your account if full payment is not received by the due date on this bill. For designated State agencies, the late payment charge will be applied in accordance with SCE tariffs.

(14-574)

- Please detach stub below and return with your payment -

Current Billing Detail Subtotal	\$	3,128.28
Los Angeles Co UUT	\$ 3,128.28 x 5.00000%	156.41
State Tax	45,058 kWh x \$0.00030	13.52
Current Charges Due 05/27/04	\$	3,298.21

(A) Delivery Related Charges:

Facilities Rel Demand	97 kW x \$2.49000	\$ 241.53
Winter Mid Peak	17,025 kWh x \$0.01106	188.30
Winter Off Peak	28,033 kWh x \$0.01106	310.04
DWR Bond Charge	45,058 kWh x \$0.00493	222.14
Customer Charge		27.60
Delivery Subtotal	\$	989.61

(B) Generation Related Charges:

1-800-829-1908
 1-908-829-1908 (008)
 1-908-829-1908 (008)

California Edison Company
 P.O. Box 600, Rosemead, CA 91771-0001

Visit us at:
 www.sce.com

Customer and Service Address
JOSE MARITORENA INCORPORATED
 14551 W AVENUE B
 LANCASTER CA 93534

Date Bill Prepared
 May 08, 2004
 Next Meter Read on or about
 June 03, 2004

Your Customer Account Number
2-22-302-2054
 24-hr. Customer Service
1 (800) 990-7788

Service Account Rotating Outage Rate Schedule
3-018-2022-56 Group A047 TOU-PA-7B

Your current energy usage

Meter Number	From	To	Usage
ACTUAL READ 3412M-000020	04/05/04	05/04/04 ✓	45,058 kWh
Mid Peak	04/05/04	05/04/04	17,025 kWh
Off Peak	04/05/04	05/04/04	28,033 kWh

Demand Date	Demand From	Time To	Season	Peak	Demand
04/23/04	16:15	16:30	Winter	Mid Peak	97 kW
04/05/04	06:00	06:15	Winter	Off Peak	96 kW

Demand Meter Information

Maximum Demand : 97.0 kW

Usage Comparison	This Year	Last Year	2 Years Ago
Kilowatt-hour (kWh) used	45,058.00 ✓	27,734.00 ✓	13,008.00 ✓
Number of days	29	31	10
Average usage per day	1,553.72	894.65	1,300.80
Percent change from Last Year	74%		

Did you know. . .

ELECTRIC DEFERRED REFUND
 Southern California Edison customers in 2003, who were still the customer of record on 1/1/04, are eligible for a one-time Electric Deferred Refund credit. This credit is because of lower fuel costs last year.

Detail of current charges: \$3,298.21

We provide two ways to look at your current charges:

1 By usage:

Billing Period - 04/05/04 to 05/04/04 (29 days) - Winter Season

Delivery Related Charges (A)		\$	989.61
Generation Related Charges (B)			2,164.76
Electric Deferred Refund			(26.09)
Current Billing Detail Subtotal		\$	3,128.28
Los Angeles Co UUT	\$ 3,128.28 × 5.00000%		156.41
State Tax	45,058 kWh × \$0.00030		13.52
Current Charges Due 05/27/04		\$	3,298.21

(A) Delivery Related Charges:			
Facilities Rel Demand	97 kW	× \$2.49000	\$ 241.53
Winter Mid Peak	17,025 kWh	× \$0.01106	188.30
Winter Off Peak	28,033 kWh	× \$0.01106	310.04
DWR Bond Charge	45,058 kWh	× \$0.00493	222.14
Customer Charge			27.60
Delivery Subtotal		\$	989.61

(B) Generation Related Charges:

Your Customer Account Number
2-22-302-2054

24-hr. Customer Service
1 (800) 990-7788

Customer and Service Address: **SE MARITORENA INCORPORATED**
320 150TH ST W
SAMOND CA 93560

Date Bill Prepared: **May 08, 2004**
 Next Meter Read on or about: **June 03, 2004**

Service Account: **018-2023-06** Rotating Outage: **Group A047** Rate Schedule: **TOU-PA-7B**

Our current energy usage

Barn well

Meter Number	From	To	Usage
QUAL READ 29M-000046	04/05/04	05/04/04	
Mid Peak	04/05/04	05/04/04	83,508 kWh
Off Peak	04/05/04	05/04/04	33,396 kWh
			50,112 kWh

Hand	Demand From	Time To	Season	Peak	Demand
19/04	08:30	08:45	Winter	Mid Peak	132 kW
17/04	07:45	08:00	Winter	Off Peak	132 kW

Demand Meter Information

Maximum Demand: 132.0 kW

Usage Comparison	This Year	Last Year	2 Years Ago
kWh used	83,508.00	30,365.00	83,471.00
Number of days	29	32	30
Average usage per day	2,879.59	948.91	2,782.37
Percent change from Last Year	204%		

Did you know...

CTRIC DEFERRED REFUND
 Southern California Edison customers in 2003, who were still the customer of record on 04, are eligible for a one-time Electric Deferred Refund credit. This credit is in the amount of \$5,960.79 due to the increase in fuel costs last year.

Summary of current charges: \$5,960.79

We provide two ways to look at your current charges:

By usage:

Billing Period - 04/05/04 to 05/04/04 (29 days) - Winter Season

Delivery Related Charges (A)	\$	1,691.57
Generation Related Charges (B)		4,006.13
Electric Deferred Refund		(44.61)
Current Billing Detail Subtotal	\$	5,653.09
Los Angeles Co UUT	\$ 5,653.09 x 5.00000%	282.65
State Tax	83,508 kWh x \$0.00030	25.05
Current Charges Due 05/27/04	\$	5,960.79

28
41
52
21

(A) Delivery Related Charges:		
Facilities Rel Demand	132 kW x \$2.49000	\$ 328.68
Winter Mid Peak	33,396 kWh x \$0.01106	369.36
Winter Off Peak	50,112 kWh x \$0.01106	554.24
DWR Bond Charge	83,508 kWh x \$0.00493	411.69
Customer Charge		27.60
Delivery Subtotal	\$	1,691.57

(B) Generation Related Charges:



Southern California Edison Company
P.O. Box 600, Rosemead, CA 91771-0001

Visit us at:
www.sce.com

Customer and Mailing Address:
SE MARITORENA INCORPORATED
1 E PANAMA RD
KERSFIELD CA 93307

Date Bill Prepared
June 09, 2004

Your Customer Account Number
2-22-302-2054
24-hr. Customer Service
1 (800) 990-7788

Page 1 of 11

Billing summary

Bio Tho

Amount of Previous Statement 05/08/04	\$	9,380.48	
Payment received 05/26/04 - Thank you	\$	(9,380.48)	
Balance Before Current Charges	\$		0.00
Current Charges	\$	18,151.93	
Current Charges Due 06/28/04	\$		18,151.93
Your Total Balance Due	\$		18,151.93

Pd 6-24-04 #4781

Summary of billing detail

Service Account	Rate Schedule	Service Address	Current Charges
-018-2022-56 Billing Period: 01/04/04-06/03/04	TOU-PA-7B	14551 W AVENUE B LANCASTER, CA	\$ 3,249.51
-018-2023-06 Billing Period: 05/04/04-06/03/04	TOU-PA-7B	51320 150TH ST W ROSAMOND, CA	\$ 5,525.63
-018-2023-67 Billing Period: 05/04/04-06/03/04	DOMESTIC	51249 140TH ST W ROSAMOND, CA	\$ 1.96
-018-2031-52 Billing Period: 04/05/04-05/04/04	TOU-PA-7B	51251 140TH ST W ROSAMOND, CA	\$ 5,693.84
-018-2031-52 Billing Period: 05/04/04-06/03/04	TOU-PA-7B	51251 140TH ST W ROSAMOND, CA	\$ 3,680.99

Did you know. . .

LATE PAYMENT CHARGE REMINDER
Reminder - A late payment charge of 0.9% will be applied to the total unpaid balance on your account if full payment is not received by the due date on this bill. For designated State agencies, the late payment charge will be applied in accordance with SCE tariffs.

- Please detach stub below and return with your payment -

Facilities Rel Demand	96 kW	x \$2.49000	\$	239.04
Winter Mid Peak	17,441 kWh	x \$0.01106		192.90
Winter Off Peak	28,203 kWh	x \$0.01106		311.93
DWR Bond Charge	45,644 kWh	x \$0.00493		225.02
Customer Charge				27.60
Delivery Subtotal			\$	996.49
(B) Generation Related Charges:				
DWR Generation:			\$	389.09
Winter Mid Peak	4,363 kWh	x \$0.08918		629.16
Winter Off Peak	7,055 kWh	x \$0.08918		
SCE Generation:				370.37
Winter Mid Peak	13,078 kWh	x \$0.02832		696.62
Winter Off Peak	21,148 kWh	x \$0.03294		
Generation Subtotal			\$	2,085.24

Your daily average cost this period excluding Utility User Tax (UUT) is : \$ 103.18

Customer and Service Address
JOSE MARITORENA INCORPORATED
14551 W AVENUE B
LANCASTER CA 93534

Date Bill Prepared
June 09, 2004
Next Meter Read on or about
July 02, 2004

Your Customer Account Number
2-22-302-2054

24-hr. Customer Service
1 (800) 990-7788

Service Account **3-018-2022-56** Rotating Outage Group A047 Rate Schedule TOU-PA-7B

Bill
Amount
Paym
Currel

Your Your current energy usage

Meter Number	From	To	Usage
ACTUAL READ 3412M-000020	05/04/04	06/03/04	45,644 kWh
Mid Peak	05/04/04	06/03/04	17,441 kWh
Off Peak	05/04/04	06/03/04	28,203 kWh

We B well

Demand Date	Demand From	Time To	Season	Peak	Demand
05/10/04	11:15	11:30	Winter	Mid Peak	96 kW
05/09/04	06:30	06:45	Winter	Off Peak	96 kW

Demand Meter Information

Maximum Demand : 96.0 kW

Usage Comparison	This Year	Last Year	2 Years Ago
Kilowatt-hour (kWh) used	45,644.00	30,049.00	43,066.00
Number of days	30	30	32
Average usage per day	1,521.47	1,001.63	1,345.81
Percent change from Last Year	52%		

Detail of current charges: \$3,249.51

We provide two ways to look at your current charges:

1 By usage:

Billing Period - 05/04/04 to 06/03/04 (30 days) - Winter Season

Delivery Related Charges (A)	\$	996.49
Generation Related Charges (B)		2,085.24
Current Billing Detail Subtotal	\$	3,081.73
Los Angeles Co UUT	\$ 3,081.73 x 5.00000%	154.09
State Tax	45,644 kWh x \$0.00030	13.69
Current Charges Due 06/28/04	\$	3,249.51

(A) Delivery Related Charges:			
Facilities Rel Demand	96 kW	x \$2.49000	\$ 239.04
Winter Mid Peak	17,441 kWh	x \$0.01106	192.90
Winter Off Peak	28,203 kWh	x \$0.01106	311.93
DWR Bond Charge	45,644 kWh	x \$0.00493	225.02
Customer Charge			27.60
Delivery Subtotal			\$ 996.49
(B) Generation Related Charges:			
DWR Generation:			\$ 389.09
Winter Mid Peak	4,363 kWh	x \$0.08918	629.16
Winter Off Peak	7,055 kWh	x \$0.08918	
SCE Generation:			370.37
Winter Mid Peak	13,078 kWh	x \$0.02832	696.62
Winter Off Peak	21,148 kWh	x \$0.03294	
Generation Subtotal			\$ 2,085.24

Your daily average cost this period excluding Utility User Tax (UUT) is : \$ 103.18

1-800-123-1234
 1-908-829-1000
 1-908-829-1008
 1-908-829-1009

Southern California Edison Company
 P.O. Box 600, Rosemead, CA 91771-0001



Your Customer Account Number
2-22-302-2054
 24-hr. Customer Service
1 (800) 990-7788

Bill

Customer and Service Address
JOSE MARITORENA INCORPORATED
 51320 150TH ST W
 ROSAMOND CA 93560

Date Bill Prepared
 June 09, 2004
 Next Meter Read on or about
 July 02, 2004

Service Account
3-018-2023-06

Rotating Outage
 Group A047

Rate Schedule
 TOU-PA-7B

Barnwell

Your current energy usage

Meter Number	From	To	Usage
ACTUAL READ P729M-000046	05/04/04	06/03/04	79,261 kWh
Mid Peak	05/04/04	06/03/04	31,673 kWh
Off Peak	05/04/04	06/03/04	47,588 kWh

Demand Date	Demand From	Time To	Season	Peak	Demand
18-2023 06/02/04	19:30	19:45	Winter	Mid Peak	130 kW
18-2023 05/29/04	07:45	08:00	Winter	Off Peak	132 kW

Demand Meter Information

Maximum Demand : 132.0 kW

Usage Comparison
 Kilowatt-hour (kWh) used
 Number of days
 Average usage per day
 Percent change from Last Year

This Year	Last Year	2 Years Ago
79,261.00	78,697.00	77,150.00
30	30	32
2,642.03	2,623.23	2,410.94
1%		

You know.
 PAYMENT C
 er - A late
 on your ac
 ed State ag

Detail of current charges: \$5,525.63

We provide two ways to look at your current charges:

By usage:

Billing Period - 05/04/04 to 06/03/04 (30 days) - Winter Season

Delivery Related Charges (A)	\$ 1,623.66
Generation Related Charges (B)	\$ 3,616.20
Current Billing Detail Subtotal	\$ 5,239.86
Los Angeles Co UUT	261.99
State Tax	23.78
Current Charges Due 06/28/04	\$ 5,525.63

(A) Delivery Related Charges:	\$ 328.68
Facilities Rel Demand	350.30
Winter Mid Peak	526.32
Winter Off Peak	390.76
DWR Bond Charge	27.60
Customer Charge	
Delivery Subtotal	\$ 1,623.66

(B) Generation Related Charges:	\$ 706.57
DWR Generation:	1,061.60
Winter Mid Peak	672.60
Winter Off Peak	1,175.43
SCE Generation:	
Winter Mid Peak	23,750 kWh x \$0.02832
Winter Off Peak	35,684 kWh x \$0.03294
Generation Subtotal	\$ 3,616.20

Your daily average cost this period excluding Utility User Tax (UUT) is : \$ 175.45

Customer and Service Address
JOSE MARITORENA INCORPORATED
 51251 140TH ST W
 ROSAMOND CA 93560

Date Bill Prepared
 June 09, 2004
 Next Meter Read on or about
 July 02, 2004

Your Customer Account Number
2-22-302-2054
 24-hr. Customer Service
1 (800) 990-7788

Service Account **3-018-2031-52** Rotating Outage Group A047
 Rate Schedule TOU-PA-7B

paid well

Your current energy usage

Meter Number	From	To	Usage
ACTUAL READ P831W-000048	04/05/04	05/04/04 ✓	79,461 kWh ✓
Mid Peak	04/05/04	05/04/04	30,593 kWh
Off Peak	04/05/04	05/04/04	48,868 kWh

Demand Date	Demand From	Time To	Season	Peak	Demand
04/20/04	17:45	18:00	Winter	Mid Peak	132 kW
04/17/04	07:30	07:45	Winter	Off Peak	131 kW

Demand Meter Information

Maximum Demand : 132.0 kW

Usage Comparison	This Year	Last Year	2 Years Ago
Kilowatt-hour (kWh) used	79,461.00 ✓	38,775.00 ✓	69,495.00 ✓
Number of days	29	31	30
Average usage per day	2,740.03	1,250.81	2,316.50
Percent change from Last Year	119%		

Did you know. . .

ELECTRIC DEFERRED REFUND
 Southern California Edison customers in 2003, who were still the customer of record on 1/1/04, are eligible for a one-time Electric Deferred Refund credit. This credit is because of lower fuel costs last year.

Detail of current charges: \$5,693.84

We provide two ways to look at your current charges:

By usage:

Billing Period - 04/05/04 to 05/04/04 (29 days) - Winter Season

Delivery Related Charges (A)	\$ 1,626.86
Generation Related Charges (B)	3,815.82
Electric-Deferred Refund	(42.68)
Current Billing Detail Subtotal	\$ 5,400.00
Los Angeles Co UUT	\$ 5,400.00 × 5.00000%
State Tax	79,461 kWh × \$0.00030
	270.00
	23.84
Current Charges Due 06/28/04	\$ 5,693.84 ✓

(A) Delivery Related Charges:			
Facilities Rel Demand	132 kW	× \$2.49000	\$ 328.68
Winter Mid Peak	30,593 kWh	× \$0.01106	338.36
Winter Off Peak	48,868 kWh	× \$0.01106	540.48
DWR Bond Charge	79,461 kWh	× \$0.00493	391.74
Customer Charge			27.60
Delivery Subtotal			\$ 1,626.86

(B) Generation Related Charges:

Customer and Service Address
JOSE MARITORENA INCORPORATED
51251 140TH ST W
ROSAMOND CA 93560

Date Bill Prepared
June 09, 2004
Next Meter Read on or about
July 02, 2004

Your Customer Account Number
2-22-302-2054

Service Account **3-018-2031-52** Rotating Outage Group A047

Rate Schedule
TOU-PA-7B

24-hr. Customer Service
1 (800) 990-7788

Your current energy usage

Meter Number	From	To	Usage
ACTUAL READ P831W-000048	05/04/04	06/03/04 ✓	50,791 kWh ✓
Mid Peak	05/04/04	06/03/04	20,149 kWh
Off Peak	05/04/04	06/03/04	30,642 kWh

yard well

Demand Date	Demand From	Time To	Season	Peak	Demand
05/05/04	08:15	08:30	Winter	Mid Peak	132 kW
05/30/04	08:15	08:30	Winter	Off Peak	134 kW

Demand Meter Information

Maximum Demand : 134.0 kW

Usage Comparison	This Year	Last Year	2 Years Ago
Kilowatt-hour (kWh) used	50,791.00 ✓	65,104.00 ✓	70,772.00 ✓
Number of days	30	30	32
Average usage per day	1,693.03	2,170.13	2,211.63
Percent change from Last Year	(22)%		

Detail of current charges: \$3,680.99

We provide two ways to look at your current charges:

By usage:

Billing Period - 05/04/04 to 06/03/04 (30 days) - Winter Season

Delivery Related Charges (A)		\$ 1,173.41
Generation Related Charges (B)		2,317.78
Current Billing Detail Subtotal		\$ 3,491.19
Los Angeles Co UUT	\$ 3,491.19 × 5.00000%	174.56
State Tax	50,791 kWh × \$0.00030	15.24
Current Charges Due 06/28/04		\$ 3,680.99

(A) Delivery Related Charges:		
Facilities Rel Demand	134 kW × \$2.49000	\$ 333.66
Winter Mid Peak	20,149 kWh × \$0.01106	222.85
Winter Off Peak	30,642 kWh × \$0.01106	338.90
DWR Bond Charge	50,791 kWh × \$0.00493	250.40
Customer Charge		27.60
Delivery Subtotal		\$ 1,173.41

(B) Generation Related Charges:		
DWR Generation:		
Winter Mid Peak	5,040 kWh × \$0.08918	\$ 449.47
Winter Off Peak	7,665 kWh × \$0.08918	683.56
SCE Generation:		
Winter Mid Peak	15,109 kWh × \$0.02832	427.89
Winter Off Peak	22,977 kWh × \$0.03294	756.86
Generation Subtotal		\$ 2,317.78

Your daily average cost this period excluding Utility User Tax (UUT) is : \$ 116.88



Southern California Edison Company
P.O. Box 600, Rosemead, CA 91771-0001

Visit us at:
www.sce.com

Customer and Mailing Address
JOSE MARITORENA INCORPORATED
300 E PANAMA RD
BAKERSFIELD CA 93307

Date Bill Prepared
July 09, 2004

Bis M

Your Customer Account Number
2-22-302-2054
24-hr. Customer Service
1 (800) 990-7788

Page 1 of 9

Billing summary

Amount of Previous Statement 06/09/04	\$	18,151.93
Payment received 06/28/04 - Thank you	\$	(18,151.93)
Balance Before Current Charges	\$	0.00
Current Charges	\$	16,946.86
Current Charges Due 07/28/04	\$	16,946.86
Your Total Balance Due	\$	16,946.86

Pd 7-24-04 #4827

Summary of billing detail

Service Account	Rate Schedule	Service Address	Current Charges
3-018-2022-56 Billing Period: 06/03/04-07/02/04	TOU-PA-7B	14551 W AVENUE B LANCASTR, CA	\$ 4,041.64
3-018-2023-06 Billing Period: 06/03/04-07/02/04	TOU-PA-7B	51320 150TH ST W ROSAMOND, CA	\$ 6,954.19
3-018-2023-67 Billing Period: 06/03/04-07/02/04	DOMESTIC	51249 140TH ST W ROSAMOND, CA	\$ 1.80
3-018-2031-52 Billing Period: 06/03/04-07/02/04	TOU-PA-7B	51251 140TH ST W ROSAMOND, CA	\$ 5,949.23

Did you know...

LATE PAYMENT CHARGE REMINDER

Reminder - A late payment charge of 0.9% will be applied to the total unpaid balance on your account if full payment is not received by the due date on this bill. For designated State agencies, the late payment charge will be applied in accordance with SCE tariffs.

(14-574)

- Please detach stub below and return with your payment -

Delivery Related Charges (A)	\$	1,460.08
Generation Related Charges (B)		2,375.43
Current Billing Detail Subtotal	\$	3,835.51
Los Angeles Co UUT	\$ 3,835.51 x 5.0000%	191.78
State Tax	47,834 kWh x \$0.00030	14.35
Current Charges Due 07/28/04	\$	4,041.64

(A) Delivery Related Charges:

Facilities Rel Demand	95 kW	x \$2.49000	\$	236.55
Summer On Peak	93 kW	x \$5.17000	x 26/29 days	431.07
Summer On Peak	8,071 kWh	x \$0.01106		89.27
Summer Mid Peak	11,917 kWh	x \$0.01106		131.80
Summer Off Peak	23,048 kWh	x \$0.01106		254.91
Winter Mid Peak	1,568 kWh	x \$0.01106		17.34
Winter Off Peak	3,230 kWh	x \$0.01106		35.72
DWR Bond Charge	47,834 kWh	x \$0.00493		235.82

Customer and Service Address
JOSE MARITORENA INCORPORATED
14551 W AVENUE B
LANCASTER CA 93534

Date Bill Prepared
July 09, 2004
Next Meter Read on or about
Aug 03, 2004

Your Customer Account Number
2-22-302-2054

24-hr. Customer Service
1 (800) 990-7788

Service Account **3-018-2022-56** Rotating Outage Group A047 Rate Schedule TOU-PA-7B

ave B well

Your current energy usage

Meter Number	From	To	Usage
ACTUAL READ 3412M-000020	06/03/04	07/02/04	47,834 kWh
On Peak	06/06/04	07/02/04	8,071 kWh
Mid Peak	06/06/04	07/02/04	11,917 kWh
Off Peak	06/06/04	07/02/04	23,048 kWh
Mid Peak	06/03/04	06/06/04	1,568 kWh
Off Peak	06/03/04	06/06/04	3,230 kWh

Demand Date	Demand From	Time To	Season	Peak	Demand
06/14/04	13:30	13:45	Summer	On Peak	93 kW
06/15/04	11:15	11:30	Summer	Mid Peak	94 kW
06/13/04	06:45	07:00	Summer	Off Peak	95 kW
06/03/04	13:45	14:00	Winter	Mid Peak	95 kW
06/03/04	02:45	03:00	Winter	Off Peak	95 kW

Demand Meter Information

Maximum Demand : 95.0 kW

Usage Comparison	This Year	Last Year	2 Years Ago
Kilowatt-hour (kWh) used	47,834.00	47,010.00	29,182.00
Number of days	29	29	29
Average usage per day	1,649.45	1,621.03	1,006.28
Percent change from Last Year	2%		

Detail of current charges: \$4,041.64

We provide two ways to look at your current charges:

By usage:

Billing Period - 06/03/04 to 07/02/04 (29 days) - Winter/Summer Season

Delivery Related Charges (A)	\$	1,460.08
Generation Related Charges (B)		2,375.43
Current Billing Detail Subtotal	\$	3,835.51
Los Angeles Co UUT	\$ 3,835.51 x 5.00000%	191.78
State Tax	47,834 kWh x \$0.00030	14.35
Current Charges Due 07/28/04	\$	4,041.64

(A) Delivery Related Charges:

Facilities Rel Demand	95 kW	x \$2.49000	\$	236.55
Summer On Peak	93 kW	x \$5.17000	x 26/29 days	431.07
Summer On Peak	8,071 kWh	x \$0.01106		89.27
Summer Mid Peak	11,917 kWh	x \$0.01106		131.80
Summer Off Peak	23,048 kWh	x \$0.01106		254.91
Winter Mid Peak	1,568 kWh	x \$0.01106		17.34
Winter Off Peak	3,230 kWh	x \$0.01106		35.72
DWR Bond Charge	47,834 kWh	x \$0.00493		235.82

Customer and Service Address
JOSE MARITORENA INCORPORATED
 51320 150TH ST W
 ROSAMOND CA 93560

Date Bill Prepared
 July 09, 2004
 Next Meter Read on or about
 Aug 03, 2004

Your Customer Account Number
2-22-302-2054

Service Account
3-018-2023-06 | Rotating Outage
 Group A047

Rate Schedule
 TOU-PA-7B

24-hr. Customer Service
1 (800) 990-7788

Your current energy usage

Barn well

Meter Number	From	To	Usage
ACTUAL READ P729M-000046			
On Peak	06/03/04	07/02/04	
Mid Peak	06/06/04	07/02/04	86,489 kWh
Off Peak	06/06/04	07/02/04	14,078 kWh
Mid Peak	06/06/04	07/02/04	21,174 kWh
Off Peak	06/03/04	06/06/04	42,118 kWh
	06/03/04	06/06/04	3,292 kWh
			5,827 kWh

Demand Date	Demand From	Time To	Season	Peak	Demand
06/23/04	15:15	15:30	Summer	On Peak	126 kW
06/23/04	21:15	21:30	Summer	Mid Peak	127 kW
06/26/04	04:15	04:30	Summer	Off Peak	129 kW
06/03/04	08:00	08:15	Winter	Mid Peak	129 kW
06/03/04	05:00	05:15	Winter	Off Peak	131 kW

Demand Meter Information
 Maximum Demand: 131.0 kW

Usage Comparison	This Year	2003	2002
Kilowatt-hour (kWh) used	86,489.00	71,509.00	77,721.00
Number of days	29	29	29
Average usage per day	2,982.38	2,465.83	2,680.03
Percent change from Last Year	21%		

Detail of current charges: \$6,954.19

We provide two ways to look at your current charges:

By usage:

Billing Period - 06/03/04 to 07/02/04 (29 days) - Winter/Summer Season

Delivery Related Charges (A)	
Generation Related Charges (B)	\$ 2,320.78
Current Billing Detail Subtotal	\$ 4,277.54
Los Angeles Co UUT	\$ 6,598.32
State Tax	\$ 329.92
	\$ 25.95
Current Charges Due 07/28/04	\$ 6,954.19

(A) Delivery Related Charges:			
Facilities Rel Demand	131 kW	x \$2.49000	
Summer On Peak	126 kW	x \$5.17000	
Summer On Peak	14,078 kWh	x \$0.01106	x 26/29 days
Summer Mid Peak	21,174 kWh	x \$0.01106	
Summer-Off Peak	42,118 kWh	x \$0.01106	
Winter Mid Peak	3,292 kWh	x \$0.01106	
Winter Off Peak	5,827 kWh	x \$0.01106	
DWR Bond Charge	86,489 kWh	x \$0.00493	
			\$ 426.39

51
78
35
64



Customer and Service Address
JOSE MARITORENA INCORPORATED
 51251 140TH ST W
 ROSAMOND CA 93560

Date Bill Prepared
 July 09, 2004
 Next Meter Read on or about
 Aug 03, 2004

Your Customer Account Number
2-22-302-2054
 24-hr. Customer Service
1 (800) 990-7788

Service Account: **3-018-2031-52** Rotating Outage Group: **A047** Rate Schedule: **TOU-PA-7B**

Your current energy usage

Yard well

Meter Number	From	To	Usage
ACTUAL READ P831W-000048	06/03/04	07/02/04	71,959 kWh
On Peak	06/06/04	07/02/04	11,251 kWh
Mid Peak	06/06/04	07/02/04	16,341 kWh
Off Peak	06/06/04	07/02/04	36,587 kWh
Mid Peak	06/03/04	06/06/04	2,574 kWh
Off Peak	06/03/04	06/06/04	5,206 kWh

Demand Date	Demand From	Time To	Season	Peak	Demand
06/14/04	13:30	13:45	Summer	On Peak	129 kW
06/15/04	11:15	11:30	Summer	Mid Peak	129 kW
06/13/04	06:45	07:00	Summer	Off Peak	130 kW
06/03/04	15:00	15:15	Winter	Mid Peak	130 kW
06/03/04	00:00	00:15	Winter	Off Peak	130 kW

Demand Meter Information

Maximum Demand : 130.0 kW

Usage Comparison	This Year	Last Year	2 Years Ago
Kilowatt-hour (kWh) used	71,959.00	61,579.00	72,268.00
Number of days	29	29	29
Average usage per day	2,481.34	2,123.41	2,492.00
Percent change from Last Year	17%		

Detail of current charges: \$5,949.23

We provide two ways to look at your current charges:

1 By usage:

Billing Period - 06/03/04 to 07/02/04 (29 days) - Winter/Summer Season

Delivery Related Charges (A)	\$	2,099.87
Generation Related Charges (B)		3,545.51
Current Billing Detail Subtotal	\$	5,645.38
Los Angeles Co UUT	\$ 5,645.38 x 5.00000%	282.27
State Tax	71,959 kWh x \$0.00030	21.58
Current Charges Due 07/28/04	\$	5,949.23

(A) Delivery Related Charges:			\$
Facilities Rel Demand	130 kW	x \$2.49000	323.70
Summer On Peak	129 kW	x \$5.17000	597.94
Summer On Peak		x 26/29 days	124.44
Summer On Peak	11,251 kWh	x \$0.01106	180.73
Summer Mid Peak	16,341 kWh	x \$0.01106	404.65
Summer Off Peak	36,587 kWh	x \$0.01106	28.47
Winter Mid Peak	2,574 kWh	x \$0.01106	57.58
Winter Off Peak	5,206 kWh	x \$0.01106	354.76
DWR Bond Charge	71,959 kWh	x \$0.00493	



Southern California Edison Company
P.O. Box 600, Rosemead, CA 91771-0001

Visit us at:
www.sce.com

Customer and Mailing Address
JOSE MARITORENA INCORPORATED
300 E PANAMA RD
BAKERSFIELD CA 93307

Date Bill Prepared
Aug 07, 2004

Bio Ho

Your Customer Account Number
2-22-302-2054
24-hr. Customer Service
1 (800) 990-7788

Page 1 of 10

Billing summary

Amount of Previous Statement 07/09/04	\$	16,946.86	
Payment received 07/28/04 - Thank you	\$	(16,946.86)	
Balance Before Current Charges	\$		0.00
Current Charges	\$	18,639.68	
Current Charges Due 08/26/04	\$		18,639.68
Your Total Balance Due	\$		18,639.68

PD 8-19-04 # 4863

Summary of billing detail

Service Account	Rate Schedule	Service Address	Current Charges
3-018-2022-56 Billing Period: 07/02/04-08/03/04	TOU-PA-7B	14551 W AVENUE B LANCASTER, CA	\$ 4,822.72
3-018-2023-06 Billing Period: 07/02/04-08/03/04	TOU-PA-7B	51320 150TH ST W ROSAMOND, CA	\$ 7,114.76
3-018-2023-67 Billing Period: 07/02/04-08/03/04	DOMESTIC	51249 140TH ST W ROSAMOND, CA	\$ 2.11
3-018-2031-52 Billing Period: 07/02/04-08/03/04	TOU-PA-7B	51251 140TH ST W ROSAMOND, CA	\$ 6,700.09

Customer and Service Address
JOSE MARITORENA INCORPORATED
 14551 W AVENUE B
 LANCASTR CA 93534

Date Bill Prepared
Aug 07, 2004
 Next Meter Read on or about
Sept 01, 2004

Your Customer Account Number
2-22-302-2054

24-hr. Customer Service
1 (800) 990-7788

Service Account **3-018-2022-56** Rotating Outage Group **A047**

Rate Schedule
TOU-PA-7B

Your current energy usage

ave B well

Meter Number	From	To	Usage
ACTUAL READ 3412M-000020	07/02/04	08/03/04	
			57,932 kWh
On Peak	07/02/04	08/03/04	10,455 kWh
Mid Peak	07/02/04	08/03/04	15,671 kWh
Off Peak	07/02/04	08/03/04	31,806 kWh

Demand Date	Demand From	Time To	Season	Peak	Demand
07/02/04	17:30	17:45	Summer	On Peak	95 kW
07/07/04	08:45	09:00	Summer	Mid Peak	96 kW
07/02/04	23:15	23:30	Summer	Off Peak	95 kW

Demand Meter Information

Maximum Demand : 96.0 kW

Usage Comparison	This Year	Last Year	2 Years Ago
Kilowatt-hour (kWh) used	57,932.00	52,880.00	33,577.00
Number of days	32	32	30
Average usage per day	1,810.38	1,652.50	1,119.23
Percent change from Last Year	10%		

Did you know . . .

IMPORTANT INFORMATION ABOUT YOUR RATES...
 Your rates have changed. This change reflects recent California Public Utilities Commission decisions regarding the costs of generating and distributing power. These changes may result in an increase or decrease in your bill, depending on your rate schedule and usage pattern.

Detail of current charges: \$4,822.72

We provide two ways to look at your current charges:

1 By usage:

Billing Period - 07/02/04 to 08/03/04 (32 days) - Summer Season

Delivery Related Charges (A)		\$	1,684.11
Generation Related Charges (B)			2,892.40
Current Billing Detail Subtotal		\$	4,576.51
Los Angeles Co UUT	\$ 4,576.51 x 5.00000%		228.83
State Tax	57,932 kWh x \$0.00030		17.38
Current Charges Due 08/26/04		\$	4,822.72

(A) Delivery Related Charges:

Facilities Rel Demand	96 kW	x	\$2.49000	\$	239.04
Summer On Peak	95 kW	x	\$5.17000		491.15
Summer On Peak	10,455 kWh	x	\$0.01106		115.63
Summer Mid Peak	15,671 kWh	x	\$0.01106		173.32
Summer Off Peak	31,806 kWh	x	\$0.01106		351.77
DWR Bond Charge	57,932 kWh	x	\$0.00493		285.60

Customer and Service Address
JOSE MARITORENA INCORPORATED
51320 150TH ST W
ROSAMOND CA 93560

Date Bill Prepared
Aug 07, 2004
Next Meter Read on or about
Sept 01, 2004

Your Customer Account Number
2-22-302-2054

Service Account / Rotating Outage
3-018-2023-06 / Group A047

Rate Schedule
TOU-PA-7B

24-hr. Customer Service
1 (800) 990-7788

Your current energy usage

Barn well

Meter Number	From	To	Usage
ACTUAL READ P729M-000046	07/02/04	08/03/04 ✓	88,286 kWh ✓
On Peak	07/02/04	08/03/04	13,798 kWh
Mid Peak	07/02/04	08/03/04	20,819 kWh
Off Peak	07/02/04	08/03/04	53,669 kWh

Demand Date	Demand From	Time To	Season	Peak	Demand
07/20/04	16:00	16:15	Summer	On Peak	127 kW
07/07/04	08:45	09:00	Summer	Mid Peak	127 kW
07/05/04	17:45	18:00	Summer	Off Peak	129 kW

Demand Meter Information

Maximum Demand : 129.0 kW

Usage Comparison	This Year	Last Year	2 Years Ago
Kilowatt-hour (kWh) used	88,286.00 ✓	91,705.00 ✓	74,717.00 ✓
Number of days	32	32	30
Average usage per day	2,758.94	2,865.78	2,490.57
Percent change from Last Year	(4)%		

Did you know. . .

IMPORTANT INFORMATION ABOUT YOUR RATES...

Your rates have changed. This change reflects recent California Public Utilities Commission decisions regarding the costs of generating and distributing power. These changes may result in an increase or decrease in your bill, depending on your rate schedule and usage pattern.

Detail of current charges: \$7,114.76

We provide two ways to look at your current charges:

By usage:

Billing Period - 07/02/04 to 08/03/04 (32 days) - Summer Season

Delivery Related Charges (A)	\$	2,417.10
Generation Related Charges (B)		4,333.63
Current Billing Detail Subtotal	\$	6,750.73
Los Angeles Co UUT	\$	6,750.73 x 5.00000%
State Tax		88,286 kWh x \$0.00030
		337.54
		26.49
Current Charges Due 08/26/04	\$	7,114.76 ✓

(A) Delivery Related Charges:

Facilities Rel Demand	129 kW	x \$2.49000	\$	321.21
Summer On Peak	127 kW	x \$5.17000		656.59
Summer On Peak	13,798 kWh	x \$0.01106		152.61
Summer Mid Peak	20,819 kWh	x \$0.01106		230.26
Summer Off Peak	53,669 kWh	x \$0.01106		593.58
DWR Bond Charge	88,286 kWh	x \$0.00493		435.25

Customer and Service Address
JOSE MARITORENA INCORPORATED
 51251 140TH ST W
 ROSAMOND CA 93560

Date Bill Prepared
Aug 07, 2004
 Next Meter Read on or about
Sept 01, 2004

Your Customer Account Number
2-22-302-2054

24-hr. Customer Service
1 (800) 990-7788

Service Account **3-018-2031-52** Rotating Outage Group **A047** Rate Schedule **TOU-PA-7B**

Your current energy usage

Meter Number	From	To	Usage
ACTUAL READ P831W-000048	07/02/04	08/03/04 ✓	81,859 kWh ✓
On Peak	07/02/04	08/03/04	13,002 kWh
Mid Peak	07/02/04	08/03/04	19,611 kWh
Off Peak	07/02/04	08/03/04	49,246 kWh

yard well

Demand Date	Demand From	Time To	Season	Peak	Demand
07/02/04	15:45	16:00	Summer	On Peak	130 kW
07/12/04	18:15	18:30	Summer	Mid Peak	130 kW
07/06/04	03:30	03:45	Summer	Off Peak	130 kW

3-0 Bill 07/0 Demand Meter Information
 Maximum Demand : 130.0 kW

Usage Comparison	This Year	Last Year	2 Years Ago
Kilowatt-hour (kWh) used	81,859.00 ✓	80,178.00 ✓	67,663.00 ✓
Number of days	32	32	30
Average usage per day	2,558.09	2,505.56	2,255.43
Percent change from Last Year	2%		

Did you know...

IMPORTANT INFORMATION ABOUT YOUR RATES...
 Your rates have changed. This change reflects recent California Public Utilities Commission decisions regarding the costs of generating and distributing power. These changes may result in an increase or decrease in your bill, depending on your rate schedule and usage pattern.

Detail of current charges: \$6,700.09

We provide two ways to look at your current charges:

1 By usage:

Billing Period - 07/02/04 to 08/03/04 (32 days) - Summer Season

Delivery Related Charges (A)	\$ 2,332.32
Generation Related Charges (B)	4,025.33
Current Billing Detail Subtotal	\$ 6,357.65
Los Angeles Co UUT	\$ 6,357.65 x 5.00000%
State Tax	81,859 kWh x \$0.00030
	317.88
	24.56
Current Charges Due 08/26/04	\$ 6,700.09 ✓

(A) Delivery Related Charges:			
Facilities Rel Demand	130 kW	x \$2.49000	\$ 323.70
Summer On Peak	130 kW	x \$5.17000	672.10
Summer On Peak	13,002 kWh	x \$0.01106	143.80
Summer Mid Peak	19,611 kWh	x \$0.01106	216.90
Summer Off Peak	49,246 kWh	x \$0.01106	544.66
DWR Bond Charge	81,859 kWh	x \$0.00493	403.56



Southern California Edison Company
P.O. Box 600, Rosemead, CA 91771-0001

Visit us at:
www.sce.com

Customer and Mailing Address
JOSE MARITORENA INCORPORATED
300 E PANAMA RD
BAKERSFIELD CA 93307

Date Bill Prepared
Sept 08, 2004

Your Customer Account Number
2-22-302-2054
24-hr. Customer Service
1 (800) 990-7788

Page 1 of 9

Billing summary

Die Ho

Amount of Previous Statement 08/07/04	\$	18,639.68
Payment received 08/23/04 - Thank you	\$	(18,639.68)
Balance Before Current Charges	\$	0.00
Current Charges	\$	16,614.61
Current Charges Due 09/27/04	\$	16,614.61

Your Total Balance Due *Pd 9-17-04 #4904* \$ **16,614.61**

Summary of billing detail

Service Account	Rate Schedule	Service Address	Current Charges
3-018-2022-56 <i>Billing Period:</i> 08/03/04-09/01/04	TOU-PA-7B	14551 W AVENUE B LANCASTER, CA	\$ 2,563.29
3-018-2023-06 <i>Billing Period:</i> 08/03/04-09/01/04	TOU-PA-7B	51320 150TH ST W ROSAMOND, CA	\$ 7,043.19
3-018-2023-67 <i>Billing Period:</i> 08/03/04-09/01/04	DOMESTIC	51249 140TH ST W ROSAMOND, CA	\$ 3.60
3-018-2031-52 <i>Billing Period:</i> 08/03/04-09/01/04	TOU-PA-7B	51251 140TH ST W ROSAMOND, CA	\$ 7,004.53

Did you know. . .

Late Payment Charge Reminder...

A late payment charge of 0.9% will be applied to the total unpaid balance on your account if full payment is not received by the due date on this bill.

(14-574)

- Please detach stub below and return with your payment -

Current Charges Due 09/27/04 \$ **2,563.29**

(A) Delivery Related Charges:				
Facilities Rel Demand	94 kW	x \$3.04000	x 27/29 days	\$ 266.05
Facilities Rel Demand	94 kW	x \$2.49000	x 2/29 days	16.14
Summer On Peak	93 kW	x \$6.65000	x 27/29 days	575.80
Summer On Peak	93 kW	x \$5.17000	x 2/29 days	33.16
Summer On Peak	3,870 kWh	x \$0.01203		46.56
Summer On Peak	287 kWh	x \$0.01106		3.17
Summer Mid Peak	6,201 kWh	x \$0.01203		74.60
Summer Mid Peak	459 kWh	x \$0.01106		5.08
Summer Off Peak	12,032 kWh	x \$0.01203		144.74
Summer Off Peak	891 kWh	x \$0.01106		9.85
DWR Bond Charge	23,740 kWh	x \$0.00493		117.04
Customer Charge	\$	35.4800	x 27/29 days	33.03
Customer Charge	\$	27.6000	x 2/29 days	1.90

Delivery Subtotal \$ 1,327.12

Customer and Service Address
JOSE MARITORENA INCORPORATED
14551 W AVENUE B
LANCASTER CA 93534

Date Bill Prepared
Sept 08, 2004
Next Meter Read on or about
Oct 01, 2004

Your Customer Account Number
2-22-302-2054

Service Account
3-018-2022-56

Rotating Outage
Group A047

Rate Schedule
TOU-PA-7B

24-hr. Customer Service
1 (800) 990-7788

Your current energy usage

B well

Meter Number	From	To	Usage		
ACTUAL READ 3412M-000020					
	08/03/04	09/01/04			
On Peak	08/03/04	09/01/04	23,740 kWh		
Mid Peak	08/03/04	09/01/04	4,157 kWh		
Off Peak	08/03/04	09/01/04	6,660 kWh		
			12,923 kWh		
Demand Date	Demand From	Time To	Season	Peak	Demand
08/09/04	12:15	12:30	Summer	On Peak	93 kW
08/05/04	18:30	18:45	Summer	Mid Peak	94 kW
08/08/04	16:00	16:15	Summer	Off Peak	93 kW

Demand Meter Information

Maximum Demand : 94.0 kW

Usage Comparison	This Year	Last Year	2 Years Ago
Kilowatt-hour (kWh) used	23,740.00	48,236.00	36,287.00
Number of days	29	30	32
Average usage per day	818.62	1,607.87	1,133.97
Percent change from Last Year	(49)%		

Detail of current charges: \$2,563.29

We provide two ways to look at your current charges:

By usage:

Billing Period - 08/03/04 to 09/01/04 (29 days) - Summer Season

Delivery Related Charges (A)		\$ 1,327.12
Generation Related Charges (B)		1,107.33
Current Billing Detail Subtotal		\$ 2,434.45
Los Angeles Co UUT	\$ 2,434.45 x 5.00000%	121.72
State Tax	23,740 kWh x \$0.00030	7.12
Current Charges Due 09/27/04		\$ 2,563.29

(A) Delivery Related Charges:

Facilities Rel Demand	94 kW	x \$3.04000	x 27/29 days	\$ 266.05
Facilities Rel Demand	94 kW	x \$2.49000	x 2/29 days	16.14
Summer On Peak	93 kW	x \$6.65000	x 27/29 days	575.80
Summer On Peak	93 kW	x \$5.17000	x 2/29 days	33.16
Summer On Peak	3,870 kWh	x \$0.01203		46.56
Summer Mid Peak	287 kWh	x \$0.01106		3.17
Summer Mid Peak	6,201 kWh	x \$0.01203		74.60
Summer Off Peak	459 kWh	x \$0.01106		5.08
Summer Off Peak	12,032 kWh	x \$0.01203		144.74
DWR Bond Charge	891 kWh	x \$0.01106		9.85
Customer Charge	23,740 kWh	x \$0.00493		117.04
Customer Charge	\$ 35.4800	x 27/29 days		33.03
Customer Charge	\$ 27.6000	x 2/29 days		1.90
Delivery Subtotal				\$ 1,327.12



Customer and Service Address
JOSE MARITORENA INCORPORATED
51320 150TH ST W
ROSAMOND CA 93560

Date Bill Prepared
Sept 08, 2004
Next Meter Read on or about
Oct 01, 2004

Your Customer Account Number
2-22-302-2054
24-hr. Customer Service
1 (800) 990-7788

Service Account 3-018-2023-06
Rotating Outage Group A047
Rate Schedule TOU-PA-7B

Your current energy usage

Barn well

Meter Number	From	To	Usage
ACTUAL READ P729M-000046	08/03/04	09/01/04 ✓	85,261 kWh
On Peak	08/03/04	09/01/04	15,376 kWh
Mid Peak	08/03/04	09/01/04	22,784 kWh
Off Peak	08/03/04	09/01/04	47,101 kWh

Demand Date	Demand From	Time To	Season	Peak	Demand
08/09/04	12:15	12:30	Summer	On Peak	127 kW
08/06/04	22:30	22:45	Summer	Mid Peak	127 kW
08/08/04	05:15	05:30	Summer	Off Peak	128 kW

Demand Meter Information

Maximum Demand : 128.0 kW

Usage Comparison	This Year	Last Year	2 Years Ago
Kilowatt-hour (kWh) used	85,261.00 ✓	83,975.00 ✓	79,736.00
Number of days	29	30	32
Average usage per day	2,940.03	2,799.17	2,491.75
Percent change from Last Year	5%		

Detail of current charges: \$7,043.19

We provide two ways to look at your current charges:

1 By usage:

Billing Period - 08/03/04 to 09/01/04 (29 days) - Summer Season

Delivery Related Charges (A)	\$	2,691.10
Generation Related Charges (B)		3,992.34
Current Billing Detail Subtotal	\$	6,683.44
Los Angeles Co UUT	\$ 6,683.44 x 5.00000%	334.17
State Tax	85,261 kWh x \$0.00030	25.58
Current Charges Due 09/27/04	\$	7,043.19

(A) Delivery Related Charges:

Facilities Rel Demand	128 kW	x \$3.04000	x 27/29 days	\$	362.28
Facilities Rel Demand	128 kW	x \$2.49000	x 2/29 days		21.98
Summer On Peak	127 kW	x \$6.65000	x 27/29 days		786.31
Summer On Peak	127 kW	x \$5.17000	x 2/29 days		45.28
Summer On Peak	14,316 kWh	x \$0.01203			172.22
Summer On Peak	1,060 kWh	x \$0.01106			11.72
Summer Mid Peak	21,213 kWh	x \$0.01203			255.19
Summer Mid Peak	1,571 kWh	x \$0.01106			17.38
Summer Off Peak	43,853 kWh	x \$0.01203			527.55
Summer Off Peak	3,248 kWh	x \$0.01106			35.92
DWR Bond Charge	85,261 kWh	x \$0.00493			420.34
Customer Charge	\$	35.4800	x 27/29 days		33.03
Customer Charge	\$	27.6000	x 2/29 days		1.90
Delivery Subtotal				\$	2,691.10

Customer and Service Address
JOSE MARITORENA INCORPORATED
51251 140TH ST W
ROSAMOND CA 93560

Date Bill Prepared
Sept 08, 2004
Next Meter Read on or about
Oct 01, 2004

Your Customer Account Number
2-22-302-2054

24-hr. Customer Service
1 (800) 990-7788

Service Account Rotating Outage Rate Schedule
3-018-2031-52 Group A047 TOU-PA-7B

Your current energy usage

Meter Number	From	To	Usage
ACTUAL READ P831W-000048	08/03/04	09/01/04	84,148 kWh
On Peak	08/03/04	09/01/04	15,783 kWh
Mid Peak	08/03/04	09/01/04	22,811 kWh
Off Peak	08/03/04	09/01/04	45,554 kWh

Yard well

Demand Date	Demand From	Time To	Season	Peak	Demand
08/06/04	14:30	14:45	Summer	On Peak	129 kW
08/05/04	18:00	18:15	Summer	Mid Peak	129 kW
08/05/04	04:15	04:30	Summer	Off Peak	129 kW

Demand Meter Information

Maximum Demand : 129.0 kW

Usage Comparison	This Year	Last Year	2 Years Ago
Kilowatt-hour (kWh) used	84,148.00	66,317.00	63,048.00
Number of days	29	30	32
Average usage per day	2,901.66	2,210.57	1,970.25
Percent change from Last Year	31%		

Detail of current charges: \$7,004.53

We provide two ways to look at your current charges:

By usage:

Billing Period - 08/03/04 to 09/01/04 (29 days) - Summer Season

Delivery Related Charges (A)	\$	2,688.40
Generation Related Charges (B)		3,958.54
Current Billing Detail Subtotal	\$	6,646.94
Los Angeles Co UUT	\$ 6,646.94 x 5.00000%	332.35
State Tax	84,148 kWh x \$0.00030	25.24
Current Charges Due 09/27/04	\$	7,004.53

(A) Delivery Related Charges:

Facilities Rel Demand	129 kW	x \$3.04000	x 27/29 days	\$	365.11
Facilities Rel Demand	129 kW	x \$2.49000	x 2/29 days		22.15
Summer On Peak	129 kW	x \$6.65000	x 27/29 days		798.69
Summer On Peak	129 kW	x \$5.17000	x 2/29 days		46.00
Summer On Peak	14,695 kWh	x \$0.01203			176.78
Summer On Peak	1,088 kWh	x \$0.01106			12.03
Summer Mid Peak	21,238 kWh	x \$0.01203			255.49
Summer Mid Peak	1,573 kWh	x \$0.01106			17.40
Summer Off Peak	42,412 kWh	x \$0.01203			510.22
Summer Off Peak	3,142 kWh	x \$0.01106			34.75
DWR Bond Charge	84,148 kWh	x \$0.00493			414.85
Customer Charge	\$	35.4800	x 27/29 days		33.03
Customer Charge	\$	27.6000	x 2/29 days		1.90
Delivery Subtotal				\$	2,688.40



Southern California Edison Company
P.O. Box 600, Rosemead, CA 91771-0001

Visit us at:
www.sce.com

Customer and Mailing Address
JOSE MARITORENA INCORPORATED
300 E PANAMA RD
BAKERSFIELD CA 93307

Date Bill Prepared
Oct 07, 2004

Your Customer Account Number
2-22-302-2054
24-hr. Customer Service
1 (800) 990-7788

Page 1 of 9

Billing summary

Big Ho

Amount of Previous Statement 09/08/04	\$	16,614.61
Payment received 09/22/04 - Thank you	\$	(16,614.61)
Balance Before Current Charges	\$	0.00
Current Charges	\$	16,946.01
Current Charges Due 10/26/04	\$	16,946.01

Your Total Balance Due *Pd 10-15-04 #4948* \$ **16,946.01**

Summary of billing detail

Service Account	Rate Schedule	Service Address	Current Charges
3-018-2022-56 Billing Period: 09/01/04-10/01/04	TOU-PA-7B	14551 W AVENUE B LANCASTR, CA	\$ 3,704.45
3-018-2023-06 Billing Period: 09/01/04-10/01/04	TOU-PA-7B	51320 150TH ST W ROSAMOND, CA	\$ 6,271.43
3-018-2023-67 Billing Period: 09/01/04-10/01/04	DOMESTIC	51249 140TH ST W ROSAMOND, CA	\$ 4.09
3-018-2031-52 Billing Period: 09/01/04-10/01/04	TOU-PA-7B	51251 140TH ST W ROSAMOND, CA	\$ 6,966.04

Did you know. . .

Late Payment Charge Reminder...
A late payment charge of 0.9% will be applied to the total unpaid balance on your account if full payment is not received by the due date on this bill.

(14-574)

- Please detach stub below and return with your payment -

Current Charges Due 10/26/04 \$ **3,704.45**

(A) Delivery Related Charges:

Facilities Rel Demand	109 kW	x \$3.04000	\$	331.36
Summer On Peak	109 kW	x \$6.65000		724.85
Summer On Peak	8,127 kWh	x \$0.01203		97.77
Summer Mid Peak	10,610 kWh	x \$0.01203		127.64
Summer Off Peak	19,448 kWh	x \$0.01203		233.96
DWR Bond Charge	38,185 kWh	x \$0.00493		188.25
Customer Charge				35.48
Delivery Subtotal			\$	1,739.31

(B) Generation Related Charges:

DWR Generation:			\$	211.73
Summer On Peak	2,338 kWh	x \$0.09056		276.39
Summer Mid Peak	3,052 kWh	x \$0.09056		506.59
Summer Off Peak	5,594 kWh	x \$0.09056		



Southern California Edison Company
P.O. Box 600, Rosemead, CA 91771-0001

Visit us at:
www.sce.com

Customer and Service Address
JOSE MARITORENA INCORPORATED
14551 W AVENUE B
LANCASTER CA 93534

Date Bill Prepared
Oct 07, 2004
Next Meter Read on or about
Nov 03, 2004

Your Customer Account Number
2-22-302-2054

24-hr. Customer Service
1 (800) 990-7788

Service Account **3-018-2022-56** Rotating Outage Group A047 Rate Schedule TOU-PA-7B

Your current energy usage

Ave B well

Meter Number	From	To	Usage
ACTUAL READ 3412M-000020	09/01/04	10/01/04 ✓	38,185 kWh ✓
On Peak	09/01/04	10/01/04	8,127 kWh
Mid Peak	09/01/04	10/01/04	10,610 kWh
Off Peak	09/01/04	10/01/04	19,448 kWh

Demand Date	Demand From	Time To	Season	Peak	Demand
09/09/04	14:15	14:30	Summer	On Peak	109 kW
09/28/04	10:15	10:30	Summer	Mid Peak	106 kW
09/28/04	07:00	07:15	Summer	Off Peak	106 kW

Demand Meter Information

Maximum Demand : 109.0 kW

Usage Comparison	This Year	Last Year	2 Years Ago
Kilowatt-hour (kWh) used	38,185.00 ✓	49,749.00 ✓	22,488.00 ✓
Number of days	30	29	29
Average usage per day	1,272.83	1,715.48	775.45
Percent change from Last Year	(26)%		

Detail of current charges: \$3,704.45

We provide two ways to look at your current charges:

By usage:

Billing Period - 09/01/04 to 10/01/04 (30 days) - Summer Season

Delivery Related Charges (A)	\$ 1,739.31
Generation Related Charges (B)	1,777.82
Current Billing Detail Subtotal	\$ 3,517.13
Los Angeles Co UUT	\$ 3,517.13 × 5.00000%
State Tax	38,185 kWh × \$0.00030
	175.86
	11.46
Current Charges Due 10/26/04	\$ 3,704.45

(A) Delivery Related Charges:

Facilities Rel Demand	109 kW	× \$3.04000	\$ 331.36
Summer On Peak	109 kW	× \$6.65000	724.85
Summer On Peak	8,127 kWh	× \$0.01203	97.77
Summer Mid Peak	10,610 kWh	× \$0.01203	127.64
Summer Off Peak	19,448 kWh	× \$0.01203	233.96
DWR Bond Charge	38,185 kWh	× \$0.00493	188.25
Customer Charge			35.48

Delivery Subtotal \$ 1,739.31

(B) Generation Related Charges:

DWR Generation:			
Summer On Peak	2,338 kWh	× \$0.09056	\$ 211.73
Summer Mid Peak	3,052 kWh	× \$0.09056	276.39
Summer Off Peak	5,594 kWh	× \$0.09056	506.59



Southern California Edison Company
P.O. Box 600, Rosemead, CA 91771-0001

Visit us at:
www.sce.com

Customer and Service Address
JOSE MARITORENA INCORPORATED
51320 150TH ST W
ROSAMOND CA 93560

Date Bill Prepared
Oct 07, 2004
Next Meter Read on or about
Nov. 03, 2004

Your Customer Account Number
2-22-302-2054

Service Account **3-018-2023-06** Rotating Outage Group A047 Rate Schedule TOU-PA-7B

24-hr. Customer Service
1 (800) 990-7788

Your current energy usage

Barn well

Meter Number	From	To	Usage
ACTUAL READ P729M-000046	09/01/04	10/01/04 ✓	
On Peak	09/01/04	10/01/04	75,327 kWh
Mid Peak	09/01/04	10/01/04	12,895 kWh
Off Peak	09/01/04	10/01/04	19,593 kWh
			42,839 kWh

Demand Date	Demand From	Time To	Season	Peak	Demand
09/13/04	12:00	12:15	Summer	On Peak	126 kW
09/20/04	08:45	09:00	Summer	Mid Peak	127 kW
09/21/04	06:15	06:30	Summer	Off Peak	128 kW

Demand Meter Information

Maximum Demand : 128.0 kW

Usage Comparison	This Year	Last Year	2 Years Ago
Kilowatt-hour (kWh) used	75,327.00 ✓	83,917.00 ✓	63,818.00 ✓
Number of days	30	29	29
Average usage per day	2,510.90	2,893.69	2,200.62
Percent change from Last Year	(13)%		

Detail of current charges: \$6,271.43

We provide two ways to look at your current charges:

By usage:

Billing Period - 09/01/04 to 10/01/04 (30 days) - Summer Season

Delivery Related Charges (A)	
Generation Related Charges (B)	\$ 2,540.04
Current Billing Detail Subtotal	\$ 5,951.27
Los Angeles Co UUT	\$ 5,951.27 x 5.00000%
State Tax	75,327 kWh x \$0.00030
	297.56
	22.60
Current Charges Due 10/26/04	\$ 6,271.43

(A) Delivery Related Charges:

Facilities Rel Demand	128 kW	x \$3.04000	\$ 389.12
Summer On Peak	126 kW	x \$6.65000	837.90
Summer On Peak	12,895 kWh	x \$0.01203	155.13
Summer Mid Peak	19,593 kWh	x \$0.01203	235.70
Summer Off Peak	42,839 kWh	x \$0.01203	515.35
DWR Bond Charge	75,327 kWh	x \$0.00493	371.36
Customer Charge			35.48
Delivery Subtotal			\$ 2,540.04

(B) Generation Related Charges:

DWR Generation:			
Summer On Peak	3,709 kWh	x \$0.09056	\$ 335.89
Summer Mid Peak	5,636 kWh	x \$0.09056	510.40
Summer Off Peak	12,323 kWh	x \$0.09056	1,115.97



Southern California Edison Company
P.O. Box 600, Rosemead, CA 91771-0001

Visit us at:
www.sce.com

Customer and Service Address
JOSE MARITORENA INCORPORATED
51251 140TH ST W
ROSAMOND CA 93560

Date Bill Prepared
Oct 07, 2004
Next Meter Read on or about
Nov 03, 2004

Your Customer Account Number
2-22-302-2054

24-hr. Customer Service
1 (800) 990-7788

Service Account Rotating Outage Rate Schedule
3-018-2031-52 Group A047 TOU-PA-7B

Your current energy usage

Meter Number	From	To	Usage
ACTUAL READ P831W-000048	09/01/04	10/01/04 ✓	85,469 kWh ✓
On Peak	09/01/04	10/01/04	14,988 kWh
Mid Peak	09/01/04	10/01/04	22,299 kWh
Off Peak	09/01/04	10/01/04	48,182 kWh

Yard well

Demand Date	Demand From	Time To	Season	Peak	Demand
09/16/04	12:00	12:15	Summer	On Peak	128 kW
09/16/04	10:00	10:15	Summer	Mid Peak	128 kW
09/24/04	06:15	06:30	Summer	Off Peak	129 kW

Demand Meter Information

Maximum Demand : 129.0 kW

Usage Comparison	This Year	Last Year	2 Years Ago
Kilowatt-hour (kWh) used	85,469.00 ✓	68,244.00 ✓	62,929.00 ✓
Number of days	30	29	29
Average usage per day	2,848.97	2,353.24	2,169.97
Percent change from Last Year	21%		

Detail of current charges: \$6,966.04

We provide two ways to look at your current charges:

1 By usage:

Billing Period - 09/01/04 to 10/01/04 (30 days) - Summer Season

Delivery Related Charges (A)		\$ 2,728.40
Generation Related Charges (B)		3,881.50
Current Billing Detail Subtotal		\$ 6,609.90
Los Angeles Co UUT	\$ 6,609.90 x 5.00000%	330.50
State Tax	85,469 kWh x \$0.00030	25.64
Current Charges Due 10/26/04		\$ 6,966.04

(A) Delivery Related Charges:			
Facilities Rel Demand	129 kW	x \$3.04000	\$ 392.16
Summer On Peak	128 kW	x \$6.65000	851.20
Summer On Peak	14,988 kWh	x \$0.01203	180.31
Summer Mid Peak	22,299 kWh	x \$0.01203	268.26
Summer Off Peak	48,182 kWh	x \$0.01203	579.63
DWR Bond Charge	85,469 kWh	x \$0.00493	421.36
Customer Charge			35.48
Delivery Subtotal			\$ 2,728.40

(B) Generation Related Charges:			
DWR Generation:			\$ 390.40
Summer On Peak	4,311 kWh	x \$0.09056	580.85
Summer Mid Peak	6,414 kWh	x \$0.09056	1,255.16
Summer Off Peak	13,860 kWh	x \$0.09056	



Southern California Edison Company
P.O. Box 600, Rosemead, CA 91771-0001

Visit us at:
www.sce.com

Customer and Mailing Address
JOSE MARITORENA INCORPORATED
300 E PANAMA RD
BAKERSFIELD CA 93307

Date Bill Prepared
Nov 09, 2004

Your Customer Account Number
2-22-302-2054
24-hr. Customer Service
1 (800) 990-7788

Page 1 of 7

Bis Ho

Billing summary

Amount of Previous Statement 10/07/04	\$	16,946.01
Payment received 10/21/04 - Thank you	\$	(16,946.01)
Balance Before Current Charges	\$	0.00
Current Charges	\$	6,027.65
Current Charges Due 11/29/04	\$	6,027.65
Your Total Balance Due	\$	6,027.65

Pd 11-24-04 #4992

Summary of billing detail

Service Account	Rate Schedule	Service Address	Current Charges
3-018-2022-56 <i>To be billed at a later date</i>	TOU-PA-7B	14551 W AVENUE B LANCASTER, CA	\$ N/A
3-018-2023-06 <i>Billing Period: 10/01/04-11/02/04</i>	TOU-PA-7B	51320 150TH ST W ROSAMOND, CA	\$ 2,563.11
3-018-2023-67 <i>Billing Period: 10/01/04-11/02/04</i>	DOMESTIC	51249 140TH ST W ROSAMOND, CA	\$ 2.57
3-018-2031-52 <i>Billing Period: 10/01/04-11/02/04</i>	TOU-PA-7B	51251 140TH ST W ROSAMOND, CA	\$ 3,461.97

Did you know. . .

Late Payment Charge Reminder...

A late payment charge of 0.9% will be applied to the total unpaid balance on your account if full payment is not received by the due date on this bill.

(14-574)

- Please detach stub below and return with your payment -

Delivery Related Charges (A)	\$	959.01
Generation Related Charges (B)	\$	1,473.09
Current Billing Detail Subtotal	\$	2,432.10
Los Angeles Co UUT	\$ 2,432.10 x 5.00000%	121.61
State Tax	31,331 kWh x \$0.00030	9.40
Current Charges Due 11/29/04	\$	2,563.11

(A) Delivery Related Charges:

Facilities Rel Demand	129 kW	x \$3.04000	\$	392.16
Summer Off Peak	1,479 kWh	x \$0.01203		17.79
Winter Mid Peak	10,098 kWh	x \$0.01203		121.48
Winter Off Peak	19,754 kWh	x \$0.01203		237.64
DWR Bond Charge	31,331 kWh	x \$0.00493		154.46
Customer Charge				35.48

Customer and Service Address
JOSE MARITORENA INCORPORATED
51320 150TH ST W
ROSAMOND CA 93560

Date Bill Prepared
Nov 09, 2004
Next Meter Read on or about
Dec 04, 2004

Your Customer Account Number
2-22-302-2054
24-hr. Customer Service
1 (800) 990-7788

Service Account
3-018-2023-06
Rotating Outage
Group A047
Rate Schedule
TOU-PA-7B

Your current energy usage

Barn well

Meter Number	From	To	Usage
ACTUAL READ P729M-000046	10/01/04	11/02/04	31,331 kWh
On Peak	10/01/04	10/03/04	0 kWh
Mid Peak	10/01/04	10/03/04	0 kWh
Off Peak	10/01/04	10/03/04	1,479 kWh
Mid Peak	10/03/04	11/02/04	10,098 kWh
Off Peak	10/03/04	11/02/04	19,754 kWh

Demand Date	Demand From	Time To	Season	Peak	Demand
10/01/04	12:00	12:15	Summer	On Peak	0 kW
10/01/04	08:00	08:15	Summer	Mid Peak	0 kW
10/02/04	12:00	12:15	Summer	Off Peak	122 kW
10/11/04	10:15	10:30	Winter	Mid Peak	126 kW
10/10/04	15:30	15:45	Winter	Off Peak	129 kW

Demand Meter Information
Maximum Demand : 129.0 kW

Usage Comparison	This Year	Last Year	2 Years Ago
Kilowatt-hour (kWh) used	31,331.00	61,093.00	38,596.00
Number of days	32	32	30
Average usage per day	979.09	1,909.16	1,286.53
Percent change from Last Year	(49)%		

Detail of current charges: \$2,563.11

We provide two ways to look at your current charges:

1 By usage:

Billing Period - 10/01/04 to 11/02/04 (32 days) - Summer/Winter Season

Delivery Related Charges (A)	\$ 959.01
Generation Related Charges (B)	1,473.09
Current Billing Detail Subtotal	\$ 2,432.10
Los Angeles Co UUT	\$ 2,432.10 x 5.00000%
State Tax	31,331 kWh x \$0.00030
	121.61
	9.40

Current Charges Due 11/29/04 \$ **2,563.11**

(A) Delivery Related Charges:			
Facilities Rel Demand	129 kW	x \$3.04000	\$ 392.16
Summer Off Peak	1,479 kWh	x \$0.01203	17.79
Winter Mid Peak	10,098 kWh	x \$0.01203	121.48
Winter Off Peak	19,754 kWh	x \$0.01203	237.64
DWR Bond Charge	31,331 kWh	x \$0.00493	154.46
Customer Charge			35.48

Customer and Service Address
JOSE MARITORENA INCORPORATED
51251 140TH ST W
ROSAMOND CA 93560

Date Bill Prepared
Nov 09, 2004
Next Meter Read on or about
Dec 04, 2004

Your Customer Account Number
2-22-302-2054

24-hr. Customer Service
1 (800) 990-7788

Service Account: **3-018-2031-52** Rotating Outage: Group A047 Rate Schedule: TOU-PA-7B

Your current energy usage

Yard well

Meter Number	From	To	Usage
ACTUAL READ P831W-000048	10/01/04	11/02/04	
On Peak	10/01/04	10/03/04	43,863 kWh
Mid Peak	10/01/04	10/03/04	738 kWh
Off Peak	10/01/04	10/03/04	1,107 kWh
Mid Peak	10/03/04	11/02/04	4,044 kWh
Off Peak	10/03/04	11/02/04	13,861 kWh
			24,113 kWh

Demand Date	Demand From	Time To	Season	Peak	Demand
10/01/04	13:30	13:45	Summer	On Peak	123 kW
10/01/04	08:00	08:15	Summer	Mid Peak	125 kW
10/02/04	06:15	06:30	Summer	Off Peak	127 kW
10/14/04	10:45	11:00	Winter	Mid Peak	128 kW
10/10/04	15:30	15:45	Winter	Off Peak	128 kW

Demand Meter Information

Maximum Demand : 128.0 kW

Usage Comparison
Kilowatt-hour (kWh) used
Number of days
Average usage per day
Percent change from Last Year

This Year	Last Year	2 Years Ago
43,863.00	59,633.00	37,043.00
32	32	30
1,370.72	1,863.53	1,234.77
(27)%		

Detail of current charges: \$3,461.97

We provide two ways to look at your current charges:

By usage:

Billing Period - 10/01/04 to 11/02/04 (32 days) - Summer/Winter Season

Delivery Related Charges (A)		\$ 1,219.64
Generation Related Charges (B)		2,064.94
Current Billing Detail Subtotal		\$ 3,284.58
Los Angeles Co UUT	\$ 3,284.58 x 5.00000%	164.23
State Tax	43,863 kWh x \$0.00030	13.16
Current Charges Due 11/29/04		\$ 3,461.97

(A) Delivery Related Charges:

Facilities Rel Demand	128 kW x \$3.04000	\$ 389.12
Summer On Peak	123 kW x \$6.65000 x 2/32 days	51.12
Summer On Peak	738 kWh x \$0.01203	8.88
Summer Mid Peak	1,107 kWh x \$0.01203	13.32
Summer Off Peak	4,044 kWh x \$0.01203	48.65
Winter Mid Peak	13,861 kWh x \$0.01203	166.75
Winter Off Peak	24,113 kWh x \$0.01203	290.08
DWR Bond Charge	43,863 kWh x \$0.00493	216.24



Southern California Edison Company
 P.O. Box 600, Rosemead, CA 91771-0001

Visit us at:
 www.sce.com

Customer and Mailing Address
 JOSE MARITORENA INCORPORATED
 100 E PANAMA RD
 BAKERSFIELD CA 93307

Date Bill Prepared
 Dec 09, 2004

2004

Your Customer Account Number
2-22-302-2054
 24-hr. Customer Service
1 (800) 990-7788

Page 1 of 10

Due thro

Billing summary

Amount of Previous Statement 11/09/04	\$	6,027.65
Payment received 11/30/04 - Thank you	\$	(6,027.65)
Balance Before Current Charges	\$	0.00
Current Charges	\$	2,633.78
Current Charges Due 12/28/04	\$	2,633.78
Your Total Balance Due	\$	2,633.78

Pd 12-15-04 #5025

Summary of billing detail

Service Account	Rate Schedule	Service Address	Current Charges
3-018-2022-56 Billing Period: 10/01/04-11/02/04	TOU-PA-7B	14551 W AVENUE B LANCASTR, CA	\$ 2,163.30
3-018-2022-56 Billing Period: 11/02/04-12/04/04	TOU-PA-7B	14551 W AVENUE B LANCASTR, CA	\$ 214.20
3-018-2023-06 To be billed at a later date	TOU-PA-7B	51320 150TH ST W ROSAMOND, CA	\$ N/A
3-018-2023-67 Billing Period: 11/02/04-12/04/04	DOMESTIC	51249 140TH ST W ROSAMOND, CA	\$ 1.97
3-018-2031-52 Billing Period: 11/02/04-12/04/04	TOU-PA-7B	51251 140TH ST W ROSAMOND, CA	\$ 254.31



Customer and Service Address
JOSE MARITORENA INCORPORATED
14551 W AVENUE B
LANCASTER CA 93534

Bwell

Date Bill Prepared
Dec 09, 2004
Next Meter Read on or about
Jan 05, 2005

Your Customer Account Number
2-22-302-2054

24-hr. Customer Service
1 (800) 990-7788

Service Account Rotating Outage Rate Schedule
3-018-2022-56 Group A047 TOU-PA-7B

Your current energy usage

Meter Number	From	To	Usage
ACTUAL READ 3412M-000020	10/01/04	11/02/04	
On Peak	10/01/04	10/03/04	25,838 kWh
Mid Peak	10/01/04	10/03/04	616 kWh
Off Peak	10/01/04	10/03/04	906 kWh
Mid Peak	10/03/04	11/02/04	3,011 kWh
Off Peak	10/03/04	11/02/04	7,801 kWh
			13,504 kWh

Demand Date	Demand From	Time To	Season	Peak	Demand
10/01/04	16:45	17:00	Summer	On Peak	103 kW
10/01/04	08:15	08:30	Summer	Mid Peak	103 kW
10/02/04	11:00	11:15	Summer	Off Peak	105 kW
10/07/04	11:45	12:00	Winter	Mid Peak	104 kW
10/10/04	15:30	15:45	Winter	Off Peak	105 kW

Demand Meter Information

Maximum Demand : 105.0 kW

Usage Comparison	This Year	Last Year	2 Years Ago
Kilowatt-hour (kWh) used	25,838.00	33,435.00	14,355.00
Number of days	32	32	30
Average usage per day	807.44	1,044.84	478.50
Percent change from Last Year	(23)%		

Detail of current charges: \$2,163.30

We provide two ways to look at your current charges:

1 By usage:

Billing Period - 10/01/04 to 11/02/04 (32 days) - Summer/Winter Season

Delivery Related Charges (A)		\$ 835.70
Generation Related Charges (B)		1,217.20
Current Billing Detail Subtotal		\$ 2,052.90
Los Angeles Co UUT	\$ 2,052.90 x 5.00000%	102.65
State Tax	25,838 kWh x \$0.00030	7.75
Current Charges Due 12/28/04		\$ 2,163.30

(A) Delivery Related Charges:

Facilities Rel Demand	105 kW	x \$3.04000	\$ 319.20
Summer On Peak	103 kW	x \$6.65000	42.81
Summer On Peak	616 kWh	x \$0.01203	7.41
Summer Mid Peak	906 kWh	x \$0.01203	10.90
Summer Off Peak	3,011 kWh	x \$0.01203	36.22
Winter Mid Peak	7,801 kWh	x \$0.01203	93.85
Winter Off Peak	13,504 kWh	x \$0.01203	162.45
DWR Bond Charge	25,838 kWh	x \$0.00493	127.38



Customer and Service Address
JOSE MARITORENA INCORPORATED
14551 W AVENUE B
LANCASTER CA 93534

Date Bill Prepared
Dec 09, 2004
Next Meter Read on or about
Jan 05, 2005

Your Customer Account Number
2-22-302-2054
24-hr. Customer Service
1 (800) 990-7788

Service Account **3-018-2022-56** Rotating Outage Group A047 Rate Schedule TOU-PA-7B

Your current energy usage

Ave Bwell

Meter Number	From	To	Usage
ACTUAL READ 3412M-000020	11/02/04	12/04/04	
Mid Peak	11/02/04	12/04/04	20 kWh
Off Peak	11/02/04	12/04/04	8 kWh
			12 kWh

Demand Date	Demand From	Time To	Season	Peak	Demand
11/03/04	12:15	12:30	Winter	Mid Peak	1 kW
11/02/04	00:15	00:30	Winter	Off Peak	0 kW

Demand Meter Information

50% of the Previous High Billing Demand : 55.0 kW
Maximum Demand : 1.0 kW

Usage Comparison	This Year	Last Year	2 Years Ago
Kilowatt-hour (kWh) used	20.00	3,962.00	13,604.00
Number of days	32	31	33
Average usage per day	.63	127.81	412.24
Percent change from Last Year	(100)%		

Detail of current charges: \$214.20

We provide two ways to look at your current charges:

By usage:

Billing Period - 11/02/04 to 12/04/04 (32 days) - Winter Season

Delivery Related Charges (A)		\$	203.02
Generation Related Charges (B)			0.97
Current Billing Detail Subtotal		\$	203.99
Los Angeles Co UUT	\$ 203.99 x 5.00000%		10.20
State Tax	20 kWh x \$0.00030		0.01
Current Charges Due 12/28/04		\$	214.20

(A) Delivery Related Charges:

Facilities Rel Demand	55 kWh x \$3.04000	\$	167.20
Winter Mid Peak	8 kWh x \$0.01203		0.10
Winter Off Peak	12 kWh x \$0.01203		0.14
DWR Bond Charge	20 kWh x \$0.00493		0.10
Customer Charge			35.48
Delivery Subtotal		\$	203.02

(B) Generation Related Charges:

DWR Generation:			
Winter Mid Peak	3 kWh x \$0.09056	\$	0.27
Winter Off Peak	4 kWh x \$0.09056		0.36
SCE Generation:			
Winter Mid Peak	5 kWh x \$0.02334		0.12
Winter Off Peak	8 kWh x \$0.02715		0.22
Generation Subtotal		\$	0.97

Customer and Service Address
JOSE MARITORENA INCORPORATED
 51249 140TH ST W
 ROSAMOND CA 93560

Date Bill Prepared
 Dec 09, 2004
 Next Meter Read on or about
 Jan 05, 2005

Your Customer Account Number
2-22-302-2054

Service Account
3-018-2023-67

Rotating Outage
 Group A047

Rate Schedule
DOMESTIC

24-hr. Customer Service
1 (800) 990-7788

Your current energy usage

Meter Number	From	To	Usage
ACTUAL READ 8Z-088598	11/02/04 00971	12/04/04 00972	1 kWh

Usage Comparison	This Year	Last Year	2 Years Ago
Kilowatt-hour (kWh) used	1.00	No	4.00
Number of days	32	Comparable	33
Average usage per day	.03	Usage	.12
Percent change from Last Year	0%		
Percent change from 2 Years Ago	(75)%		

Did you know. . .

Get \$35...

Let SCE pick up and recycle your old, inefficient, working refrigerator or freezer and receive \$35. Program funds are limited, so call 800-234-9722 today! Terms and conditions apply.

SAVE MONEY ON YOUR BILL WITH CARE!

You could save 20% on your electricity bill if you qualify for and enroll in SCE's CARE Program. For income requirements and application, call SCE at (800) 447-6620 or visit www.sce.com.

AHORRE DINERO EN SU FACTURA CON EL PROGRAMA CARE!

Usted podria ahorrar 20% en su factura de electricidad si califica y se suscribe en el Programa CARE de SCE. Para obtener los requisitos de ingreso y una solicitud, llame a SCE al (800) 447-6620 o visite www.sce.com/espanol.

Detail of current charges: \$1.97

We provide two ways to look at your current charges:

By usage:

Billing Period - 11/02/04 to 12/04/04 (32 days) - Winter Season

Delivery Related Charges (A)
 Generation Related Charges (B)

\$ 1.89
 (0.01)

Current Billing Detail Subtotal

\$ 1.88

Los Angeles Co UUT

\$ 1.88 x 5.00000%

State Tax

1 kWh x \$0.00030

0.09

0.00

Current Charges Due 12/28/04

\$ 1.97

(A) Delivery Related Charges:

Basic Charge

32 Days x \$0.02900

\$ 0.93

Energy Charge:

Baseline-Winter

1 kWh x \$0.09244

0.09

Bal of Minimum Charge

0.87

Delivery Subtotal

1 kWh

\$ 1.89

(B) Generation Related Charges:

SCE Generation:

Baseline-Winter

1 kWh x \$0.01467

(0.01)

Generation Subtotal

1 kWh

\$ (0.01)

Your daily average cost this period excluding Utility User Tax (UUT) is : \$.06
 Of your total charges, Franchise Fees represent : \$0.02

Customer and Service Address
JOSE MARITORENA, INCORPORATED
51251 140TH ST W
ROSAMOND CA 93560

Date Bill Prepared
Dec 09, 2004
Next Meter Read on or about
Jan 05, 2005

Your Customer Account Number
2-22-302-2054

24-hr. Customer Service
1 (800) 990-7788

Service Account 3-018-2031-52
Rotating Outage Group A047
Rate Schedule TOU-PA-7B

Your current energy usage

Meter Number	From	To	Usage
ACTUAL READ P831W-000048	11/02/04	12/04/04 ✓	
Mid Peak	11/02/04	12/04/04	0 kWh ✓
Off Peak	11/02/04	12/04/04	0 kWh
			0 kWh

Yard well

Demand Date	Demand From	Time To	Season	Peak	Demand
11/02/04	08:00	08:15	Winter	Mid Peak	0 kW
11/13/04	12:45	13:00	Winter	Off Peak	1 kW

Demand Meter Information

50% of the Previous High Billing Demand : 68.0 kW
Maximum Demand : 1.0 kW

Usage Comparison	This Year	Last Year	2 Years Ago
Kilowatt-hour (kWh) used	.00	14,576.00 ✓	3,459.00
Number of days	32	31	33
Average usage per day	.00	470.19	104.82
Percent change from Last Year	(100)%		

Detail of current charges: \$254.31

We provide two ways to look at your current charges:

1 By usage:

Billing Period - 11/02/04 to 12/04/04 (32 days) - Winter Season

Delivery Related Charges (A)		\$ 242.20
Current Billing Detail Subtotal		\$ 242.20
Los Angeles Co UUT	\$ 242.20 x 5.00000%	12.11
State Tax	0 kWh x \$0.00030	0.00
Current Charges Due 12/28/04		\$ 254.31

(A) Delivery Related Charges:		
Facilities Rel Demand	68 kW ✓ x \$3.04000	\$ 206.72
Customer Charge		35.48
Delivery Subtotal		\$ 242.20

Your daily average cost this period excluding Utility User Tax (UUT) is : \$ 7.57

Of your total charges, Franchise Fees represent : \$2.05

Service Voltage : 480 Volts

Percentage of energy provided by DWR this period : 34.969 %

Billing Horsepower : 140.0 HP

2 By rate component:

DWR Generation		\$ 0.00
SCE Generation		0.00
Transmission Charges		38.76
Distribution Charges		203.44
Nuclear Decommissioning Charges		0.00