

Customer and Service Address
JOSE MARITORENA INCORPORATED
 14551 W AVENUE B
 LANCASTR CA 93534

Date Bill Prepared
 Nov 07, 2003
 Next Meter Read on or about
 Dec 04, 2003

Your Customer Account Number
2-22-302-2054
 24-hr. Customer Service
1 (800) 990-7788

Service Account **3-018-2022-56** Rotating Outage Group A047
 Rate Schedule TOU-PA-7B

Your current energy usage

Meter Number	From	To	Usage
ACTUAL READ 3412M-000020			
On Peak	09/03/03	10/02/03 ✓	49,749 kWh ✓
Mid Peak	09/03/03	10/02/03	9,091 kWh
Off Peak	09/03/03	10/02/03	13,476 kWh
Demand			27,182 kWh

B well

Demand Date	Demand From	Time To	Season	Peak	Demand
9/09/03	15:45	16:00	Summer	On Peak	96 kW
9/17/03	08:45	09:00	Summer	Mid Peak	96 kW
9/20/03	08:45	09:00	Summer	Off Peak	97 kW

Demand Meter Information
 Maximum Demand: 97.0 kW

Usage Comparison	This Year	Last Year	2 Years Ago
Lowatt-hour (kWh) used	49,749.00	22,488.00	No
Number of days	29	29	Comparable
Average usage per day	1,715.48	775.45	Usage
Percent change from Last Year	121%		

Did you know...
 DEPARTMENT OF WATER RESOURCES CREDIT
 The California Public Utilities Commission has ordered this one-time credit because of increased Department of Water Resources costs associated with the energy crisis.

tail of current charges: \$2,280.67
 We provide two ways to look at your current charges:

By usage:

Billing Period - 09/03/03 to 10/02/03 (29 days) - Summer Season

Delivery Related Charges (A)	
Generation Related Charges (B)	\$ 1,541.54
DWR Credit	2,550.78
Current Billing Detail Subtotal	(1,929.73)
Los Angeles Co UUT	\$ 2,162.59
State Tax	108.13
	9.95
Current Charges Due 11/26/03	\$ 2,280.67

(A) Delivery Related Charges:

Facilities Rel Demand	97 kWh	x \$2.49000	
Summer On Peak	96 kW	x \$5.17000	\$ 241.53
Summer On Peak	9,091 kWh	x \$0.01116	496.32
Summer Mid Peak	13,476 kWh	x \$0.01116	101.46
Summer Off Peak	27,182 kWh	x \$0.01116	150.39
DWR Bond Charge	49,749 kWh	x \$0.00444	303.35
Customer Charge			220.89
			27.60

Customer and Service Address
JOSE MARITORENA INCORPORATED
14551 W AVENUE B
LANCASTER CA 93534

Date Bill Prepared
Nov 07, 2003
Next Meter Read on or about
Dec 04, 2003

Your Customer Account Number
2-22-302-2054

24-hr. Customer Service
1 (800) 990-7788

Service Account Rotating Outage Rate Schedule
3-018-2022-56 Group A047 TOU-PA-7B

Your current energy usage

B. well

Meter Number	From	To	Usage
ACTUAL READ 3412M-000020	10/02/03	11/03/03	33,435 kWh
On Peak	10/02/03	10/05/03	1,062 kWh
Mid Peak	10/02/03	10/05/03	1,604 kWh
Off Peak	10/02/03	10/05/03	2,447 kWh
Mid Peak	10/05/03	11/03/03	10,747 kWh
Off Peak	10/05/03	11/03/03	17,575 kWh

Demand Date	Demand From	Time To	Season	Peak	Demand
10/02/03	14:00	14:15	Summer	On Peak	91 kW
10/03/03	10:45	11:00	Summer	Mid Peak	93 kW
10/02/03	07:45	08:00	Summer	Off Peak	93 kW
10/21/03	10:15	10:30	Winter	Mid Peak	98 kW
10/26/03	07:15	07:30	Winter	Off Peak	97 kW

Demand Meter Information

Maximum Demand : 98.0 kW

Usage Comparison	This Year	Last Year	2 Years Ago
Kilowatt-hour (kWh) used	33,435.00	14,355.00	No
Number of days	32	30	Comparable
Average usage per day	1,044.84	478.50	Usage
Percent change from Last Year	118%		

Detail of current charges: \$2,683.73

We provide two ways to look at your current charges:

1 By usage:

Billing Period - 10/02/03 to 11/03/03 (32 days) - Summer/Winter Season

Delivery Related Charges (A)	\$	837.32
Generation Related Charges (B)		1,712.25
Current Billing Detail Subtotal	\$	2,549.57
Los Angeles Co UUT	\$ 2,549.57 x 5.00000%	127.48
State Tax	33,435 kWh x \$0.00020	6.68
Current Charges Due 11/26/03	\$	2,683.73

(A) Delivery Related Charges:

Facilities Rel Demand	98 kW	x \$2.49000	\$	244.02
Summer On Peak	91 kW	x \$5.17000	x 3/32 days	44.11
Summer On Peak	1,062 kWh	x \$0.01116		11.85
Summer Mid Peak	1,604 kWh	x \$0.01116		17.90
Summer Off Peak	2,447 kWh	x \$0.01116		27.31
Winter Mid Peak	10,747 kWh	x \$0.01116		119.94
Winter Off Peak	17,575 kWh	x \$0.01116		196.14
DWR Bond Charge	33,435 kWh	x \$0.00444		148.45

(14-574)

Get
DW
Cur
Los
Stat
Cur
(A) D
S
S
S
D
C

Customer and Service Address
JOSE MARITORENA INCORPORATED
51320 150TH ST W
ROSAMOND CA 93560

Date Bill Prepared
Nov 07, 2003
Next Meter Read on or about
Dec 04, 2003

Your Customer Account Number
2-22-302-2054

24-hr. Customer Service
1 (800) 990-7788

Service Account **3-018-2023-06** Rotating Outage Group **A047** Rate Schedule **TOU-PA-7B**

Your current energy usage

Barn well

Meter Number	From	To	Usage
ACTUAL READ P729M-000046	09/03/03	10/02/03 ✓	83,917 kWh ✓
On Peak	09/03/03	10/02/03	14,914 kWh
Mid Peak	09/03/03	10/02/03	22,905 kWh
Off Peak	09/03/03	10/02/03	46,098 kWh

Demand Date	Demand From	Time To	Season	Peak	Demand
09/09/03	16:00	16:15	Summer	On Peak	129 kW
09/04/03	08:30	08:45	Summer	Mid Peak	128 kW
09/26/03	06:30	06:45	Summer	Off Peak	129 kW

Demand Meter Information

Maximum Demand : 129.0 kW

Usage Comparison	This Year	Last Year	2 Years Ago
Kilowatt-hour (kWh) used	83,917.00	63,818.00	77,481.00
Number of days	29	29	32
Average usage per day	2,893.69	2,200.62	2,421.28
Percent change from Last Year	32%		

Did you know...

DEPARTMENT OF WATER RESOURCES CREDIT
The California Public Utilities Commission has ordered this one-time credit because of reduced Department of Water Resources costs associated with the energy crisis.

Detail of current charges: \$3,132.39

We provide two ways to look at your current charges:

By usage:

Billing Period - 09/03/03 to 10/02/03 (29 days) - Summer Season

Delivery Related Charges (A)	\$	2,324.84
Generation Related Charges (B)		4,286.21
DWR Credit		(3,643.80)
Current Billing Detail Subtotal	\$	2,967.25
Los Angeles Co UUT	\$ 2,967.25 x 5.00000%	148.36
State Tax	83,917 kWh x \$0.00020	16.78
Current Charges Due 11/26/03	\$	3,132.39

(A) Delivery Related Charges:

Facilities Rel Demand	129 kW	x \$2.49000	\$	321.21
Summer On Peak	129 kW	x \$5.17000		666.93
Summer On Peak	14,914 kWh	x \$0.01116		166.44
Summer Mid Peak	22,905 kWh	x \$0.01116		255.62
Summer Off Peak	46,098 kWh	x \$0.01116		514.45
DWR Bond Charge	83,917 kWh	x \$0.00444		372.59
Customer Charge				27.60

Customer and Service Address
JOSE MARITORENA INCORPORATED
51320 150TH ST W
ROSAMOND CA 93560

Date Bill Prepared
Nov 07, 2003
Next Meter Read on or about
Dec 04, 2003

Your Customer Account Number
2-22-302-2054

24-hr. Customer Service
1 (800) 990-7788

Service Account Rotating Outage Rate Schedule
3-018-2023-06 Group A047 TOU-PA-7B

Your current energy usage

Barnwell

Meter Number	From	To	Usage
ACTUAL READ P729M-000046	10/02/03	11/03/03 ✓	61,093 kWh ✓
On Peak	10/02/03	10/05/03	1,474 kWh
Mid Peak	10/02/03	10/05/03	2,222 kWh
Off Peak	10/02/03	10/05/03	5,188 kWh
Mid Peak	10/05/03	11/03/03	20,467 kWh
Off Peak	10/05/03	11/03/03	31,742 kWh

Demand Date	Demand From	Time To	Season	Peak	Demand
10/02/03	12:00	12:15	Summer	On Peak	124 kW
10/03/03	10:45	11:00	Summer	Mid Peak	126 kW
10/04/03	07:00	07:15	Summer	Off Peak	126 kW
10/29/03	08:15	08:30	Winter	Mid Peak	130 kW
10/09/03	07:30	07:45	Winter	Off Peak	127 kW

3-0 Billing 10/03 Demand Meter Information
Maximum Demand : 130.0 kW

Usage Comparison	This Year	Last Year	2 Years Ago
Kilowatt-hour (kWh) used	61,093.00	38,596.00	38,993.00
Number of days	32	30	30
Average usage per day	1,909.16	1,286.53	1,299.77
Percent change from Last Year	48%		

3-01 Billing 10/02 Detail of current charges: \$4,713.32

We provide two ways to look at your current charges:

1 By usage:

Billing Period - 10/02/03 to 11/03/03 (32 days) - Summer/Winter Season

Delivery Related Charges (A)	\$	1,364.45
Generation Related Charges (B)		3,112.79
Current Billing Detail Subtotal	\$	4,477.24
Los Angeles Co UUT	\$ 4,477.24 x 5.00000%	223.86
State Tax	61,093 kWh x \$0.00020	12.22
Current Charges Due 11/26/03	\$	4,713.32

(A) Delivery Related Charges:			
Facilities Rel Demand	130 kW	x \$2.49000	\$ 323.70
Summer On Peak	124 kW	x \$5.17000	60.10
Summer On Peak	1,474 kWh	x \$0.01116	16.45
Summer Mid Peak	2,222 kWh	x \$0.01116	24.80
Summer Off Peak	5,188 kWh	x \$0.01116	57.90
Winter Mid Peak	20,467 kWh	x \$0.01116	228.41
Winter Off Peak	31,742 kWh	x \$0.01116	354.24
DWR Bond Charge	61,093 kWh	x \$0.00444	271.25

Customer and Service Address
JOSE MARITORENA INCORPORATED
51251 140TH ST W
ROSAMOND CA 93560

Date Bill Prepared
Nov 07, 2003
Next Meter Read on or about
Dec 04, 2003

Your Customer Account Number
2-22-302-2054

24-hr. Customer Service
1 (800) 990-7788

Service Account: **3-018-2031-52** Rotating Outage Group: **A047** Rate Schedule: **TOU-PA-7B**

Your current energy usage

Meter Number	From	To	Usage
ACTUAL READ P831W-000048	09/03/03	10/02/03	
On Peak	09/03/03	10/02/03	68,244 kWh
Mid Peak	09/03/03	10/02/03	14,177 kWh
Off Peak	09/03/03	10/02/03	19,360 kWh
			34,707 kWh

Yard well

Demand Date	Demand From	Time To	Season	Peak	Demand
09/26/03	14:00	14:15	Summer	On Peak	129 kW
09/09/03	08:15	08:30	Summer	Mid Peak	129 kW
09/07/03	15:30	15:45	Summer	Off Peak	129 kW

Demand Meter Information

Maximum Demand : 129.0 kW

Usage Comparison	This Year	Last Year	2 Years Ago
Kilowatt-hour (kWh) used	68,244.00	62,929.00	45,971.00
Number of days	29	29	32
Average usage per day	2,353.24	2,169.97	1,436.59
Percent change from Last Year	8%		

Did you know...

DEPARTMENT OF WATER RESOURCES CREDIT

The California Public Utilities Commission has ordered this one-time credit because of reduced Department of Water Resources costs associated with the energy crisis.

Detail of current charges: \$2,333.61

We provide two ways to look at your current charges:

By usage:

Billing Period - 09/03/03 to 10/02/03 (29 days) - Summer Season

Delivery Related Charges (A)	\$	2,080.35
Generation Related Charges (B)		3,562.70
DWR Credit		(3,433.56)
Current Billing Detail Subtotal	\$	2,209.49
Los Angeles Co UUT	\$ 2,209.49 x 5.00000%	110.47
State Tax	68,244 kWh x \$0.00020	13.65

Current Charges Due 11/26/03 \$ **2,333.61**

(A) Delivery Related Charges:

Facilities Rel Demand	129 kW	x \$2.49000	\$	321.21
Summer On Peak	129 kW	x \$5.17000		666.93
Summer On Peak	14,177 kWh	x \$0.01116		158.22
Summer Mid Peak	19,360 kWh	x \$0.01116		216.06
Summer Off Peak	34,707 kWh	x \$0.01116		387.33
DWR Bond Charge	68,244 kWh	x \$0.00444		303.00
Customer Charge				27.60

Customer and Service Address
JOSE MARITORENA INCORPORATED
51251 140TH ST W
ROSAMOND CA 93560

Date Bill Prepared
Nov 07, 2003
Next Meter Read on or about
Dec 04, 2003

Your Customer Account Number
2-22-302-2054

Service Account: **3-018-2031-52**
Rotating Outage Group: **A047**

Rate Schedule:
TOU-PA-7B

24-hr. Customer Service
1 (800) 990-7788

Your current energy usage

your well

Meter Number	From	To	Usage
ACTUAL READ P831W-000048			
On Peak	10/02/03	11/03/03 ✓	59,633 kWh ✓
Mid Peak	10/02/03	10/05/03	1,021 kWh
Off Peak	10/02/03	10/05/03	1,252 kWh
Mid Peak	10/05/03	11/03/03	4,757 kWh
Off Peak	10/05/03	11/03/03	18,970 kWh
			33,633 kWh

Demand Date	Demand From	Time To	Season	Peak	Demand
10/02/03	16:45	17:00	Summer	On Peak	126 kW
10/02/03	18:00	18:15	Summer	Mid Peak	125 kW
10/04/03	10:30	10:45	Summer	Off Peak	127 kW
10/20/03	11:15	11:30	Winter	Mid Peak	129 kW
10/09/03	07:30	07:45	Winter	Off Peak	129 kW

Demand Meter Information

Maximum Demand : 129.0 kW

Usage Comparison

	This Year	Last Year	2 Years Ago
Kilowatt-hour (kWh) used	59,633.00	37,043.00	13,986.00
Number of days	32	30	30
Average usage per day	1,863.53	1,234.77	466.20
Percent change from Last Year	51%		

Detail of current charges: \$4,611.26

We provide two ways to look at your current charges:

By usage:

Billing Period - 10/02/03 to 11/03/03 (32 days) - Summer/Winter Season

Delivery Related Charges (A)		
Generation Related Charges (B)		\$ 1,340.15
Current Billing Detail Subtotal		3,040.16
Los Angeles Co UUT	\$ 4,380.31 × 5.00000%	\$ 4,380.31
State Tax	59,633 kWh × \$0.0020	219.02
		11.93
Current Charges Due 11/26/03		\$ 4,611.26

(A) Delivery Related Charges:

Facilities Rel Demand			
Summer On Peak	129 kW	× \$2.49000	
Summer On Peak	126 kW	× \$5.17000	\$ 321.21
Summer Mid Peak	1,021 kWh	× \$0.01116	61.07
Summer Off Peak	1,252 kWh	× \$0.01116	11.39
Winter Mid Peak	4,757 kWh	× \$0.01116	13.97
Winter Off Peak	18,970 kWh	× \$0.01116	53.09
DWR Bond Charge	33,633 kWh	× \$0.01116	211.71
	59,633 kWh	× \$0.00444	375.34
			264.77



Southern California Edison Company
P.O. Box 600, Rosemead, CA 91771-0001

Visit us at:
www.sce.com

Customer and Mailing Address
JOSE MARITORENA INCORPORATED
300 E PANAMA RD
BAKERSFIELD CA 93307

Date Bill Prepared
Dec 10, 2003

2003

Your Customer Account Number
2-22-302-2054
24-hr. Customer Service
1 (800) 990-7788

Page 1 of 9

Billing summary.

Amount of Previous Statement 11/07/03	\$	11,758.39	
Payment received 11/21/03 - Thank you	\$	(11,758.39)	
Balance Before Current Charges	\$		0.00
Current Charges:	\$	2,154.87	
Current Charges Due 12/29/03	\$		2,154.87
Your Total Balance Due	\$		2,154.87

Big Tho

Pa 12-19-03 #4518

Summary of billing detail

Service Account	Rate Schedule	Service Address	Current Charges
3-018-2022-56 Billing Period: 11/03/03-12/04/03	TOU-PA-7B	14551 W AVENUE B LANCASTR, CA	\$ 554.32
3-018-2023-06 Billing Period: 11/03/03-12/04/03	TOU-PA-7B	51320 150TH ST W ROSAMOND, CA	\$ 204.15
3-018-2023-67 Billing Period: 11/03/03-12/04/03	DOMESTIC	51249 140TH ST W ROSAMOND, CA	\$ 2.33
3-018-2031-52 Billing Period: 11/03/03-12/04/03	TOU-PA-7B	51251 140TH ST W ROSAMOND, CA	\$ 1,394.07

Did you know. . .

LATE PAYMENT CHARGE REMINDER

Reminder - A late payment charge of 0.9% will be applied to the total unpaid balance on your account if full payment is not received by the due date on this bill. For designated State agencies, the late payment charge will be applied in accordance with SCE tariffs.

(14-574)

- Please detach stub below and return with your payment -

Facilities Rel Demand	75 kWh x \$0.29900	22.97
Winter Mid Peak	2,058 kWh x \$0.01116	21.25
Winter Off Peak	1,904 kWh x \$0.01116	17.59
DWR Bond Charge	3,962 kWh x \$0.00444	27.60
Customer Charge		
Delivery Subtotal		\$ 325.96
(B) Generation Related Charges:		
DWR Generation:		
Winter Mid Peak	576 kWh x \$0.10287	59.25
Winter Off Peak	533 kWh x \$0.10287	54.83
SCE Generation:		
Winter Mid Peak	1,482 kWh x \$0.02832	41.97
Winter Off Peak	1,371 kWh x \$0.03294	45.16
Generation Subtotal		\$ 201.21

Your daily average cost this period excluding Utility User Tax (UUT) is : \$ 17.03

and Service Address
ARITORENA INCORPORATED
W AVENUE B
NCASTR CA 93534

Date Bill Prepared
Dec 10, 2003
Next Meter Read on or about
Jan 06, 2004

Your Customer Account Number
2-22-302-2054

24-hr. Customer Service
1 (800) 990-7788

Service Account **3-018-2022-56** Rotating Outage Group **A047** Rate Schedule **TOU-PA-7B**

Your current energy usage

B well

Meter Number	From	To	Usage
ACTUAL READ 3412M-000020	11/03/03	12/04/03	3,962 kWh
Mid Peak	11/03/03	12/04/03	2,058 kWh
Off Peak	11/03/03	12/04/03	1,904 kWh

Demand Date	Demand From	Time To	Season	Peak	Demand
11/24/03	10:00	10:15	Winter	Mid Peak	95 kW
11/25/03	06:30	06:45	Winter	Off Peak	90 kW

Demand Meter Information

Maximum Demand : 95.0 kW

Usage Comparison	This Year	Last Year	2 Years Ago
Kilowatt-hour (kWh) used	3,962.00	13,604.00	No
Number of days	31	33	Comparable
Average usage per day	127.81	412.24	Usage
Percent change from Last Year	(69)%		

Detail of current charges: \$554.32

We provide two ways to look at your current charges:

1 By usage:

Billing Period - 11/03/03 to 12/04/03 (31 days) - Winter Season

Delivery Related Charges (A)	\$	325.96
Generation Related Charges (B)		201.21
Current Billing Detail Subtotal	\$	527.17
Los Angeles Co UUT	\$ 527.17 x 5.00000%	26.36
State Tax	3,962 kWh x \$0.00020	0.79
Current Charges Due 12/29/03	\$	554.32

(A) Delivery Related Charges:

Facilities Rel Demand	95 kW x \$2.49000	\$	236.55
Winter Mid Peak	2,058 kWh x \$0.01116		22.97
Winter Off Peak	1,904 kWh x \$0.01116		21.25
DWR Bond Charge	3,962 kWh x \$0.00444		17.59
Customer Charge			27.60
Delivery Subtotal		\$	325.96

(B) Generation Related Charges:

DWR Generation:			
Winter Mid Peak	576 kWh x \$0.10287	\$	59.25
Winter Off Peak	533 kWh x \$0.10287		54.83
SCE Generation:			
Winter Mid Peak	1,482 kWh x \$0.02832		41.97
Winter Off Peak	1,371 kWh x \$0.03294		45.16
Generation Subtotal		\$	201.21

Your daily average cost this period excluding Utility User Tax (UUT) is : \$ 17.03

and Service Address
MARITORENA INCORPORATED
150TH ST W
SAMOND CA 93560

Date Bill Prepared
Dec 10, 2003
Next Meter Read on or about
Jan 06, 2004

Your Customer Account Number
2-22-302-2054

24-hr. Customer Service
1 (800) 990-7788

Service Account **3-018-2023-06** Rotating Outage Group **A047** Rate Schedule **TOU-PA-7B**

Barn well

Your current energy usage

Meter Number	From	To	Usage
ACTUAL READ P729M-000046	11/03/03	12/04/03	
Mid Peak	11/03/03	12/04/03	0 kWh
Off Peak	11/03/03	12/04/03	0 kWh
Demand Date	Demand From	Time To	Season Peak Demand
11/03/03	08:00	08:15	Winter Mid Peak 0 kW
11/03/03	00:00	00:15	Winter Off Peak 0 kW

Demand Meter Information

50% of the Previous High Billing Demand : 67.0 kW
Maximum Demand : 0.0 kW

Usage Comparison	2003 This Year	2002 Last Year	2001 2 Years Ago
Kilowatt-hour (kWh) used	.00	18,547.00	8,847.00
Number of days	31	33	33
Average usage per day	.00	562.03	268.09
Percent change from Last Year	(100)%		

Detail of current charges: \$204.15

We provide two ways to look at your current charges:

1 By usage:

Billing Period - 11/03/03 to 12/04/03 (31 days) - Winter Season

Delivery Related Charges (A)	\$	194.43
Current Billing Detail Subtotal	\$	194.43
Los Angeles Co UUT	\$ 194.43 x 5.00000%	9.72
State Tax	0 kWh x \$0.00020	0.00
Current Charges Due 12/29/03	\$	204.15

(A) Delivery Related Charges:		
Facilities Rel Demand	67 kW x \$2.49000	\$ 166.83
Customer Charge		27.60
Delivery Subtotal	\$	194.43

Your daily average cost this period excluding Utility User Tax (UUT) is : \$ 6.27

Service Voltage : 480 Volts

Billing Horsepower : 150.0 HP

Percentage of energy provided by DWR this period : 27.993 %

Of your total charges, Franchise Fees represent : \$1.57

2 By rate component:

DWR Generation	\$	0.00
SCE Generation		0.00
Transmission Charges		38.19
Distribution Charges		156.24
Nuclear Decommissioning Charges		0.00

and Service Address
MARITORENA INCORPORATED
51 140TH ST W
SOSAMOND CA 93560

Date Bill Prepared
Dec 10, 2003
Next Meter Read on or about
Jan 06, 2004

Your Customer Account Number
2-22-302-2054

24-hr. Customer Service
1 (800) 990-7788

Service Account 3-018-2031-52
Rotating Outage Group A047
Rate Schedule TOU-PA-7B

Your current energy usage

Meter Number	From	To	Usage
ACTUAL READ P831W-000048	11/03/03	12/04/03	14,576 kWh
Mid Peak	11/03/03	12/04/03	6,533 kWh
Off Peak	11/03/03	12/04/03	8,043 kWh

Yard well

Demand Date	Demand From	Time To	Season	Peak	Demand
11/04/03	11:00	11:15	Winter	Mid Peak	131 kW
11/13/03	07:15	07:30	Winter	Off Peak	131 kW

Demand Meter Information

Maximum Demand : 131.0 kW

Usage Comparison	This Year	Last Year	2 Years Ago
Kilowatt-hour (kWh) used	14,576.00	3,459.00	No
Number of days	31	33	Comparable
Average usage per day	470.19	104.82	Usage
Percent change from Last Year	349%		

Detail of current charges: \$1,394.07

We provide two ways to look at your current charges:

By usage:

Billing Period - 11/03/03 to 12/04/03 (31 days) - Winter Season

Delivery Related Charges (A)	\$	581.18
Generation Related Charges (B)		743.72
Current Billing Detail Subtotal	\$	1,324.90
Los Angeles Co UUT		66.25
State Tax		2.92
Current Charges Due 12/29/03	\$	1,394.07

(A) Delivery Related Charges:				
Facilities Rel Demand	131 kW	x \$2.49000	\$	326.19
Winter Mid Peak	6,533 kWh	x \$0.01116		72.91
Winter Off Peak	8,043 kWh	x \$0.01116		89.76
DWR Bond Charge	14,576 kWh	x \$0.00444		64.72
Customer Charge				27.60
Delivery Subtotal			\$	581.18

(B) Generation Related Charges:				
DWR Generation:			\$	
Winter Mid Peak	1,829 kWh	x \$0.10287		188.15
Winter Off Peak	2,251 kWh	x \$0.10287		231.56
SCE Generation:				
Winter Mid Peak	4,704 kWh	x \$0.02832		133.22
Winter Off Peak	5,792 kWh	x \$0.03294		190.79
Generation Subtotal			\$	743.72

Your daily average cost this period excluding Utility User Tax (UUT) is : \$ 42.83



Southern California Edison Company
An EDISON INTERNATIONAL® Company
P.O. Box 600, Rosemead, CA 91771-0001

Customer and Mailing Address
JOSE MARITORENA INCORPORATED
300 E PANAMA RD
BAKERSFIELD CA 93307


Date Bill Prepared
Feb 08, 2002

Your Customer Account Number
2-22-302-2054
24-hr. Customer Service
1 (800) 990-7788

2002 Bio Sho
Page 1 of 13



Update Amount of Previous Statement 01/10/02 \$1,364.91
Payment received 01/18/02 - Thank you \$ (1,364.91)
Account Balance..... \$ **0.00**



Summary	Service Account	Rate Schedule	Service Address	Current Charges
	3-018-2022-56	PA-2	14551 W AVENUE B LANCASTR, CA	\$ 31.87
	3-018-2023-06	TOU-PA-SOP-2	51320 150TH ST W ROSAMOND, CA	<i>Dec-Jan</i> 2,200.48
	3-018-2023-06	TOU-PA-SOP-2	51320 150TH ST W ROSAMOND, CA	<i>Jan-Feb</i> 859.13
	3-018-2023-67	DOMESTIC	51249 140TH ST W ROSAMOND, CA	4.88
	3-018-2031-52	TOU-PA-SOP-2	51251 140TH ST W ROSAMOND, CA	<i>Dec-Jan</i> 575.10
	3-018-2031-52	TOU-PA-SOP-2	51251 140TH ST W ROSAMOND, CA	<i>Jan-Feb</i> 562.15

Current amount must be paid by 02/27/02 \$ 4,233.61



Message

Reminder - A late payment charge of 0.9% will be applied to the total unpaid balance on your account if full payment is not received by the due date on this bill. For designated State agencies, the late payment charge will be applied in accordance with SCE tariffs.

Pl 2-11-02 #3514

(14-574)

- Please detach stub below and return with your payment -

Usage Comparison		This Year	Last Year
Kilowatt-hour (kWh) used		.00	No
Number of days		29	Comparable
Average usage per day		.00	Usage

***** Important Message regarding this Service Account *****

* * * * *

IMPORTANT INFORMATION

The Rotating Outage Group number shown on the upper portion of your bill may change. Group changes may occur at any time without notice due to electric system operating conditions. While we provide as much outage information as possible, SCE cannot predict



Service Address
 TIRENA INCORPORATED
 50TH ST W
 MOND CA 93560
Turn well

Date Bill Prepared
 Feb 08, 2002
 Next Meter Read on or about
 March 06, 2002

Your Customer Account Number
2-22-302-2054
 24-hr. Customer Service
1 (800) 990-7788

Service Account **3-018-2023-06** Rotating Outage Group A047 Rate Schedule TOU-PA-SOP-2

Summary Service / Billing Period - 12/04/01 to 01/03/02 (30 days) - Winter Season



Facilities Rel Demand	135 kW	x \$2.85000	\$	384.75
Demand Charge Total			\$	384.75
Winter Off Peak	15,933 kWh	x \$0.07881		1,255.68
Winter SuperOff Peak	8,039 kWh	x \$0.05074		407.90
Current Energy Bill			\$	1,663.58
Customer Charge				42.80
Current Billing Detail Subtotal			\$	2,091.13
Los Angeles Co UUT	\$ 2,091.13	x 5.00000%		104.56
State Tax	23,972 kWh	x \$0.00020		4.79

Current Charges For This Account \$ **2,200.48**

\$ 69.86 is your daily average cost this period excluding Utility User Tax (UUT)
 Service Voltage : 480 Volts
 Of your total charges, Franchise Fees represent : \$16.91
 Average Energy Charge during this period is : 6.85 cents/kWh

Detail

Energy Charges (E):				
DWR Energy (D)	4,840 kWh	x \$0.09306	\$	450.41
DWR Energy (D)	346 kWh	x \$0.09097		31.48
Procured Energy				1,160.88
Transmission Charges				(27.09)
Distribution Charges				401.61
Nuclear Decommissioning Charges				10.31
Public Purpose Program Charges				60.65
Other Charges				112.23
Current Amount Due			\$	2,200.48

(E) The Energy Charges reflect the amount included in your rate for recovery of energy procurement and generation costs. Effective September 20, 2001, your ability to enter into new contracts or arrangements to purchase electricity from another supplier was suspended by the California Public Utilities Commission.

(D) These charges are being collected by Southern California Edison as an agent for the Department of Water Resources (DWR) for that portion of energy DWR procured.

Electricity Usage



Meter Number	Dates and Readings		Usage
ACTUAL READ P831W-000034	From	To	
	12/04/01	01/03/02	23,972 kWh

Demand Date	Demand From	Time To	Season	Peak	Demand
12/25/01	10:45	11:00	Winter	Off Peak	135 kW
12/11/01	02:15	02:30	Winter Super	Off Peak	129 kW

Demand Meter Information
 Maximum Demand : 135.0 kW

Service Address
 TORRENA INCORPORATED
 150TH ST W
 AMOND CA 93560
Barnwell

Date Bill Prepared
 Feb 08, 2002
 Next Meter Read on or about
 March 06, 2002

Your Customer Account Number
2-22-302-2054
 24-hr. Customer Service
1 (800) 990-7788

Service Account 3-018-2023-06
 Rotating Outage Group A047
 Rate Schedule TOU-PA-SOP-2

Summary Service / Billing Period - 01/03/02 to 02/01/02 (29 days) - Winter Season



Facilities Rel Demand	136 kW	x \$2.85000	\$	387.60
Demand Charge Total			\$	387.60
Winter Off Peak	4,294 kWh	x \$0.07881		338.41
Winter SuperOff Peak	954 kWh	x \$0.05074		48.41
Current Energy Bill			\$	386.82
Customer Charge				42.80
Current Billing Detail Subtotal			\$	817.22
Los Angeles Co UUT		\$ 817.22 x 5.00000%		40.86
State Tax		5,248 kWh x \$0.00020		1.05
Current Charges For This Account				\$ 859.13

\$ 28.22 is your daily average cost this period excluding Utility User Tax (UUT)
 Service Voltage : 480 Volts
 Of your total charges, Franchise Fees represent : \$6.61
 Average Energy Charge during this period is : 7.76 cents/kWh

Detail

Energy Charges (E):				
DWR Energy (D)	994 kWh	x \$0.09097	\$	90.42
Procured Energy				317.07
Transmission Charges				2.18
Distribution Charges				391.38
Nuclear Decommissioning Charges				2.26
Public Purpose Program Charges				13.28
Other Charges				42.54
Current Amount Due			\$	859.13

(E) The Energy Charges reflect the amount included in your rate for recovery of energy procurement and generation costs. Effective September 20, 2001, your ability to enter into new contracts or arrangements to purchase electricity from another supplier was suspended by the California Public Utilities Commission.

(D) These charges are being collected by Southern California Edison as an agent for the Department of Water Resources (DWR) for that portion of energy DWR procured.

Electricity Usage



Meter Number	Dates and Readings		Usage
	From	To	
ACTUAL READ P831W-000034	01/03/02	02/01/02	5,248 kWh

Demand Date	Demand From	Time To	Season	Peak	Demand
01/24/02	13:15	13:30	Winter	Off Peak	136 kW
01/26/02	00:30	00:45	Winter Super	Off Peak	129 kW

Demand Meter Information

Maximum Demand : 136.0 kW

and Service Address
 ARITORENA INCORPORATED
 140TH ST W
 SAMOND CA 93560

Date Bill Prepared
 Feb 08, 2002
 Next Meter Read on or about
 March 06, 2002

Your Customer Account Number
2-22-302-2054

24-hr. Customer Service
1 (800) 990-7788

Service Account Rotating Outage Rate Schedule
3-018-2031-52 Group A047 TOU-PA-SOP-2

Summary Service / Billing Period - 12/04/01 to 01/03/02 (30 days) - Winter Season

Facilities Rel Demand	136 kW	x \$2.85000	\$	387.60
Demand Charge Total			\$	387.60
Winter Off Peak	1,485 kWh	x \$0.07881		117.03
Current Energy Bill			\$	117.03
Customer Charge				42.80
Current Billing Detail Subtotal			\$	547.43
Los Angeles Co UUT	\$ 547.43	x 5.00000%		27.37
State Tax	1,485 kWh	x \$0.00020		0.30

Current Charges For This Account \$ **575.10**

\$ 18.26 is your daily average cost this period excluding Utility User Tax (UUT)
 Service Voltage : 480 Volts
 Of your total charges, Franchise Fees represent : \$4.43
 Average Energy Charge during this period is : 10.66 cents/kWh

Detail

Energy Charges (E):				
DWR Energy (D)	300 kWh	x \$0.09306	\$	27.92
DWR Energy (D)	21 kWh	x \$0.09097		1.91
Procured Energy				128.46
Transmission Charges				4.70
Distribution Charges				379.86
Nuclear Decommissioning Charges				0.64
Public Purpose Program Charges				3.76
Other Charges				27.85
Current Amount Due			\$	575.10

(E) The Energy Charges reflect the amount included in your rate for recovery of energy procurement and generation costs. Effective September 20, 2001, your ability to enter into new contracts or arrangements to purchase electricity from another supplier was suspended by the California Public Utilities Commission.

(D) These charges are being collected by Southern California Edison as an agent for the Department of Water Resources (DWR) for that portion of energy DWR procured.

Electricity



Usage

Meter Number	Dates and Readings		Usage		
	From	To			
ACTUAL READ P831W-000048	12/04/01	01/03/02	1,485 kWh		
Demand Date	Demand From	Time To	Season	Peak	Demand
01/01/02	08:00	08:15	Winter	Off Peak	136 kW
12/04/01	00:00	00:15	Winter Super	Off Peak	0 kW

Demand Meter Information
 Maximum Demand : 136.0 kW

and Service Address
ARITORENA INCORPORATED
 140TH ST W
 SAMOND CA 93560 *Yard well*

Date Bill Prepared
 Feb 08, 2002
 Next Meter Read on or about
 March 06, 2002

Your Customer Account Number
2-22-302-2054

24-hr. Customer Service
1 (800) 990-7788

Service Account **3-018-2031-52** Rotating Outage Group A047 Rate Schedule TOU-PA-SOP-2

Summary Service / Billing Period - 01/03/02 to 02/01/02 (29 days) - Winter Season *Yard well*

Facilities Rel Demand	133 kW	x \$2.85000	\$	379.05
Demand Charge Total			\$	379.05
Winter Off Peak	1,437 kWh	x \$0.07881		113.25
Current Energy Bill			\$	113.25
Customer Charge				42.80
Current Billing Detail Subtotal			\$	535.10
Los Angeles Co UUT	\$ 535.10	x 5.00000%		26.76
State Tax	1,437 kWh	x \$0.00020		0.29

Current Charges For This Account \$ **562.15**

\$ 18.46 is your daily average cost this period excluding Utility User Tax (UUT)
 Service Voltage : 480 Volts
 Of your total charges, Franchise Fees represent : \$4.33
 Average Energy Charge during this period is : 10.52 cents/kWh

Detail

Energy Charges (E):				
DWR Energy (D)	272 kWh	x \$0.09097	\$	24.74
Procured Energy				126.39
Transmission Charges				5.38
Distribution Charges				374.16
Nuclear Decommissioning Charges				0.62
Public Purpose Program Charges				3.64
Other Charges				27.22
Current Amount Due			\$	562.15

- (E) The Energy Charges reflect the amount included in your rate for recovery of energy procurement and generation costs. Effective September 20, 2001, your ability to enter into new contracts or arrangements to purchase electricity from another supplier was suspended by the California Public Utilities Commission.
- (D) These charges are being collected by Southern California Edison as an agent for the Department of Water Resources (DWR) for that portion of energy DWR procured.

Electricity Usage

Meter Number	Dates and Readings		Usage		
	From	To			
ACTUAL READ P831W-000048	01/03/02	02/01/02	1,437 kWh		
Demand Date	Demand From	Time To	Season	Peak	Demand
01/23/02	07:00	07:15	Winter	Off Peak	133 kW
01/03/02	00:00	00:15	Winter Super	Off Peak	0 kW

Demand Meter Information
 Maximum Demand : 133.0 kW



Southern California Edison Company
 An EDISON INTERNATIONAL Company
 P.O. Box 600, Rosemead, CA 91771-0001

Customer and Mailing Address
 JOSE MARITORENA INCORPORATED
 300 E PANAMA RD
 BAKERSFIELD CA 93307

Date Bill Prepared
 March 12, 2002

Bo Ho

Your Customer Account Number
2-22-302-2054
 24-hr. Customer Service
1 (800) 990-7788

Page 1 of 9



Update Amount of Previous Statement 02/08/02 \$4,233.61
 Payment received 02/21/02 - Thank you \$ (4,233.61)
 Account Balance..... \$ **0.00**



Summary Of Billing Detail	Service Account	Rate Schedule	Service Address	Current Charges
	3-018-2022-56	PA-2	14551 W AVENUE B LANCASTR, CA	\$ 1,362.64
	3-018-2023-06	TOU-PA-SOP-2	51320 150TH ST W ROSAMOND, CA	2,714.38
	3-018-2023-67	DOMESTIC	51249 140TH ST W ROSAMOND, CA	6.09
	3-018-2031-52	TOU-PA-SOP-2	51251 140TH ST W ROSAMOND, CA	3,469.49

Current amount must be paid by 04/01/02 \$ 7,552.60

PA 3-27-02 #3576



Message Reminder - A late payment charge of 0.9% will be applied to the total unpaid balance on your account if full payment is not received by the due date on this bill. For designated State agencies, the late payment charge will be applied in accordance with SCE tariffs.

ELECTRIC HEATING TIP

If your home has an electric heating system, you know how much energy it uses and the impact it has on your electric bills during cold winter months. To save energy and money, we suggest you turn off your electric heating system when it will not be in use for an extended period. If you have a radiant heating system in the ceiling or floor, you may need to turn it off at the circuit breaker instead of the thermostat.

(14-574)

- Please detach stub below and return with your payment -

Maximum Demand : 100.0 kW

Usage Comparison	This Year	Last Year
Kilowatt-hour (kWh) used	11,401.00	No
Number of days	32	Comparable
Average usage per day	356.28	Usage
Percent change	0%	

***** Important Message regarding this Service Account *****

IMPORTANT INFORMATION

The Rotating Outage Group number shown on the upper portion of your bill may change. Group changes may occur at any time without.

Customer and Service Address
JOSE MARITORENA INCORPORATED
 14551 W AVENUE B
 LANCASTR CA 93534

Date Bill Prepared
 March 12, 2002
 Next Meter Read on or about
 April 04, 2002

Your Customer Account Number
2-22-302-2054
 24-hr. Customer Service
1 (800) 990-7788

Service Account **3-018-2022-56** Rotating Outage Group A047 Rate Schedule PA-2 *ave. B*

Summary Service / Billing Period - 02/01/02 to 03/05/02 (32 days) - Winter Season



Facilities Rel Demand	100 kW	x \$2.25000	\$	225.00
Block 1 Energy Charge	11,401 kWh	x \$0.09124		1,040.23
Customer Charge				30.35
Current Billing Detail Subtotal				\$ 1,295.58
Los Angeles Co UUT	\$ 1,295.58	x 5.00000%		64.78
State Tax	11,401 kWh	x \$0.00020		2.28

Current Charges For This Account \$ **1,362.64**

\$ 40.56 is your daily average cost this period excluding Utility User Tax (UUT)
 Service Voltage : 480 Volts
 Of your total charges, Franchise Fees represent : \$10.48
 Average Energy Charge during this period is : 8.37 cents/kWh

Detail

Energy Charges (E):				
DWR Energy (D)	2,071 kWh	x \$0.08662	\$	179.39
Procured Energy				774.57
Transmission Charges				(0.78)
Distribution Charges				306.14
Nuclear Decommissioning Charges				5.13
Public Purpose Program Charges				29.76
Other Charges				68.43
Current Amount Due				\$ 1,362.64

(E) The Energy Charges reflect the amount included in your rate for recovery of energy procurement and generation costs. Effective September 20, 2001, your ability to enter into new contracts or arrangements to purchase electricity from another supplier was suspended by the California Public Utilities Commission.

(D) These charges are being collected by Southern California Edison as an agent for the Department of Water Resources (DWR) for that portion of energy DWR procured.

Electricity Usage



Meter Number	Dates and Readings		Usage
	From	To	
ACTUAL READ 732K-001264	02/01/02 33313	03/05/02 44714	11,401 kWh

_____ Demand Meter Information _____
 Maximum Demand : 100.0 kW

Usage Comparison	This Year	Last Year
Kilowatt-hour (kWh) used	11,401.00	No
Number of days	32	Comparable
Average usage per day	356.28	Usage
Percent change	0%	

***** Important Message regarding this Service Account *****

IMPORTANT INFORMATION
 The Rotating Outage Group number shown on the upper portion of your bill may change. Group changes may occur at any time without.

1-800-843-8343
1-800-843-1309

Customer and Service Address
JOSE MARITORENA INCORPORATED
 51320 150TH ST W
 ROSAMOND CA 93560

Date Bill Prepared
 March 12, 2002
 Next Meter Read on or about
 April 04, 2002

Your Customer Account Number
2-22-302-2054
 24-hr. Customer Service
1 (800) 990-7788

Service Account **3-018-2023-06** Rotating Outage Group A047 Rate Schedule TOU-PA-SOP-2

Summary Service / Billing Period - 02/01/02 to 03/05/02 (32 days) - Winter Season

Facilities Rel Demand	134 kW	x \$2.85000	\$ 381.90
Demand Charge Total			\$ 381.90
Winter Off Peak	22,871 kWh	x \$0.07881	1,802.46
Winter SuperOff Peak	6,943 kWh	x \$0.05074	352.29
Current Energy Bill			\$ 2,154.75
Customer Charge			42.80
Current Billing Detail Subtotal			\$ 2,579.45
Los Angeles Co UUT	\$ 2,579.45	x 5.00000%	128.97
State Tax	29,814 kWh	x \$0.00020	5.96
Current Charges For This Account			\$ 2,714.38

\$ 80.79 is your daily average cost this period excluding Utility User Tax (UUT)
 Service Voltage : 480 Volts
 Of your total charges, Franchise Fees represent : \$20.86
 Average Energy Charge during this period is : 6.91 cents/kWh

Detail

Energy Charges (E):			492.60
DWR Energy (D)	5,415 kWh	x \$0.09097	\$ 1,566.89
Procured Energy			(19.54)
Transmission Charges			447.67
Distribution Charges			12.82
Nuclear Decommissioning Charges			75.43
Public Purpose Program Charges			138.51
Other Charges			
Current Amount Due			\$ 2,714.38

(E) The Energy Charges reflect the amount included in your rate for recovery of energy procurement and generation costs. Effective September 20, 2001, your ability to enter into new contracts or arrangements to purchase electricity from another supplier was suspended by the California Public Utilities Commission.

(D) These charges are being collected by Southern California Edison as an agent for the Department of Water Resources (DWR) for that portion of energy DWR procured.

Electricity Usage



Meter Number	Dates and Readings		Usage
	From	To	
ACTUAL READ P831W-000034	02/01/02	03/05/02	29,814 kWh
Demand Date	Demand From	Time To	Season Peak Demand
02/18/02	10:30	10:45	Winter Off Peak 134 kW
02/09/02	00:30	00:45	Winter Super Off Peak 130 kW

Demand Meter Information
 Maximum Demand : 134.0 kW

8788-878-000
878-008-1

INTERNATIONAL Company
P.O. Box 600, Rosemead, CA 91771-0001

Customer and Service Address
JOSE MARITORENA INCORPORATED
 51251 140TH ST W
 ROSAMOND CA 93560

Date Bill Prepared
 March 12, 2002
 Next Meter Read on or about
 April 04, 2002

Your Customer Account Number
2-22-302-2054
 24-hr. Customer Service
1 (800) 990-7788

Service Account **3-018-2031-52** Rotating Outage Group A047 Rate Schedule TOU-PA-SOP-2

Yard well

Summary Service / Billing Period - 02/01/02 to 03/05/02 (32 days) - Winter Season



Facilities Rel Demand	133 kW	x \$2.85000	\$	379.05
Demand Charge Total			\$	379.05
Winter Off Peak	29,100 kWh	x \$0.07881		2,293.37
Winter SuperOff Peak	11,457 kWh	x \$0.05074		581.33
Current Energy Bill			\$	2,874.70
Customer Charge				42.80
Current Billing Detail Subtotal			\$	3,296.55
Los Angeles Co UUT		\$ 3,296.55 x 5.00000%		164.83
State Tax	40,557 kWh	x \$0.00020		8.11
Current Charges For This Account			\$	3,469.49

\$ 103.27 is your daily average cost this period excluding Utility User Tax (UUT)
 Service Voltage : 480 Volts
 Of your total charges, Franchise Fees represent : \$26.66
 Average Energy Charge during this period is : 6.73 cents/kWh

Detail

Energy Charges (E):				
DWR Energy (D)	7,366 kWh	x \$0.09097	\$	670.09
Procured Energy				2,058.62
Transmission Charges				(29.04)
Distribution Charges				471.96
Nuclear Decommissioning Charges				17.44
Public Purpose Program Charges				102.61
Other Charges				177.81
Current Amount Due			\$	3,469.49

(E) The Energy Charges reflect the amount included in your rate for recovery of energy procurement and generation costs. Effective September 20, 2001, your ability to enter into new contracts or arrangements to purchase electricity from another supplier was suspended by the California Public Utilities Commission.

(D) These charges are being collected by Southern California Edison as an agent for the Department of Water Resources (DWR) for that portion of energy DWR procured.

— Last Year —
 No
 Comparable
 Usage

Electricity



Usage

Meter Number	Dates and Readings		Usage		
	From	To			
ACTUAL READ P831W-000048	02/01/02	03/05/02	40,557 kWh		
Demand Date	Demand From	Time To	Season	Peak	Demand
02/05/02	07:30	07:45	Winter	Off Peak	133 kW
02/13/02	00:00	00:15	Winter Super	Off Peak	129 kW

Demand Meter Information
 Maximum Demand : 133.0 kW

on of your
 out.



Southern California Edison Company
 An EDISON INTERNATIONAL® Company
 P.O. Box 600, Rosemead, CA 91771-0001

Customer and Mailing Address
 JOSE MARITORENA INCORPORATED
 300 E PANAMA RD
 BAKERSFIELD CA 93307

Date Bill Prepared
 April 10, 2002

Bio Shu

Your Customer Account Number
2-22-302-2054
 24-hr. Customer Service
1 (800) 990-7788

Page 1 of 7



Update

Amount of Previous Statement 03/12/02 \$7,552.60
 Payment received 04/02/02 - Thank you \$ (7,552.60)
 Account Balance..... \$ 0.00



Summary Of Billing Detail

Service Account	Rate Schedule	Service Address	Current Charges
3-018-2022-56	PA-2	14551 W AVENUE B LANCASTER, CA	\$ 4,086.41
3-018-2023-06 <i>To be billed at a later date</i>	TOU-PA-SOP-2	51320 150TH ST W ROSAMOND, CA	N/A
3-018-2023-67	DOMESTIC	51249 140TH ST W ROSAMOND, CA	2.06
3-018-2031-52	TOU-PA-SOP-2	51251 140TH ST W ROSAMOND, CA	3,756.19

Current amount must be paid by 04/29/02 \$ 7,844.66



Message

Reminder - A late payment charge of 0.9% will be applied to the total unpaid balance on your account if full payment is not received by the due date on this bill. For designated State agencies, the late payment charge will be applied in accordance with SCE tariffs.

*Pd 4-18-02
3622*

(14-574)

- Please detach stub below and return with your payment -

Demand Meter Information

Maximum Demand : 100.0 kW

Usage Comparison

	This Year	Last Year
Kilowatt-hour (kWh) used	38,869.00	No
Number of days	29	Comparable
Average usage per day	1,340.31	Usage
Percent change	0%	

***** Important Message regarding this Service Account *****

* * * * *

IMPORTANT INFORMATION

Customer and Service Address
 JOSE MARITORENA INCORPORATED
 14551 W AVENUE B
 LANCASTER CA 93534

Date Bill Prepared
 April 10, 2002
 Next Meter Read on or about
 May 03, 2002

Your Customer Account Number
2-22-302-2054
 24-hr. Customer Service
1 (800) 990-7788

Service Account Rotating Outage Rate Schedule
3-018-2022-56 Group A047 PA-2

ave. B

Summary Service / Billing Period - 03/05/02 to 04/03/02 (29 days) - Winter Season



Facilities Rel Demand	100 kW	x \$2.25000	\$	225.00
Block 1 Energy Charge	30,000 kWh	x \$0.09124		2,737.20
Block 2 Energy Charge	8,869 kWh	x \$0.10056		891.87
Customer Charge				30.35
Current Billing Detail Subtotal			\$	3,884.42
Los Angeles Co UUT	\$ 3,884.42	x 5.00000%		194.22
State Tax	38,869 kWh	x \$0.00020		7.77
Current Charges For This Account			\$	4,086.41

\$ 134.21 is your daily average cost this period excluding Utility User Tax (UUT)
 Service Voltage : 480 Volts
 Of your total charges, Franchise Fees represent : \$31.41
 Average Energy Charge during this period is : 8.58 cents/kWh

Detail

Energy Charges (E):				
DWR Energy (D)	2,528 kWh	x \$0.08662	\$	218.98
DWR Energy (D)	4,804 kWh	x \$0.09706		466.28
Procured Energy				2,649.62
Transmission Charges				(21.93)
Distribution Charges				447.87
Nuclear Decommissioning Charges				17.49
Public Purpose Program Charges				101.45
Other Charges				206.65
Current Amount Due			\$	4,086.41

- (E) The Energy Charges reflect the amount included in your rate for recovery of energy procurement and generation costs. Effective September 20, 2001, your ability to enter into new contracts or arrangements to purchase electricity from another supplier was suspended by the California Public Utilities Commission.
- (D) These charges are being collected by Southern California Edison as an agent for the Department of Water Resources (DWR) for that portion of energy DWR procured.

Electricity Usage

Meter Number	Dates and Readings		Usage
	From	To	
ACTUAL READ 732K-001264	03/05/02 44714	04/03/02 83583	38,869 kWh

Demand Meter Information
 Maximum Demand : 100.0 kW

Usage Comparison	This Year	Last Year
Kilowatt-hour (kWh) used	38,869.00	No
Number of days	29	Comparable
Average usage per day	1,340.31	Usage
Percent change	0%	

***** Important Message regarding this Service Account *****

IMPORTANT INFORMATION

Customer and Service Address
 JOSE MARITORENA INCORPORATED
 51251 140TH ST W
 ROSAMOND CA 93560

Date Bill Prepared
 April 10, 2002
 Next Meter Read on or about
 May 03, 2002

Your Customer Account Number
2-22-302-2054
 24-hr. Customer Service
1 (800) 990-7788

Service Account **3-018-2031-52** Rotating Outage Group A047 Rate Schedule TOU-PA-SOP-2

yard well

Summary Service / Billing Period - 03/05/02 to 04/03/02 (29 days) - Winter Season



Facilities Rel Demand	131 kW	x \$2.85000	\$	373.35
Demand Charge Total			\$	373.35
Winter Off Peak	32,725 kWh	x \$0.07881		2,579.06
Winter SuperOff Peak	11,307 kWh	x \$0.05074		573.72
Current Energy Bill			\$	3,152.78
Customer Charge				42.80
Current Billing Detail Subtotal			\$	3,568.93
Los Angeles Co UUT	\$ 3,568.93	x 5.00000%		178.45
State Tax	44,032 kWh	x \$0.00020		8.81
Current Charges For This Account			\$	3,756.19

\$ 123.37 is your daily average cost this period excluding Utility User Tax (UUT)
 Service Voltage : 480 Volts
 Of your total charges, Franchise Fees represent : \$28.86
 Average Energy Charge during this period is : 6.79 cents/kWh

Detail

Energy Charges (E):				
DWR Energy (D)	2,864 kWh	x \$0.09097	\$	260.54
DWR Energy (D)	5,442 kWh	x \$0.09706		528.20
Procured Energy				2,201.24
Transmission Charges				(32.19)
Distribution Charges				475.53
Nuclear Decommissioning Charges				18.93
Public Purpose Program Charges				111.40
Other Charges				192.54
Current Amount Due			\$	3,756.19

(E) The Energy Charges reflect the amount included in your rate for recovery of energy procurement and generation costs. Effective September 20, 2001, your ability to enter into new contracts or arrangements to purchase electricity from another supplier was suspended by the California Public Utilities Commission.

(D) These charges are being collected by Southern California Edison as an agent for the Department of Water Resources (DWR) for that portion of energy DWR procured.

Electricity Usage



Meter Number	Dates and Readings		Usage		
	From	To			
ACTUAL READ P831W-000048	03/05/02	04/03/02 ✓	44,032 kWh ✓		
Demand Date	Demand From	Time To	Season	Peak	Demand
03/13/02	09:45	10:00	Winter	Off Peak	131 kW
03/12/02	00:00	00:15	Winter Super	Off Peak	128 kW

_____ Demand Meter Information _____
 Maximum Demand : 131.0 kW

Service and Mailing Address
ARITORENA INCORPORATED
ANAMA RD
SFIELD CA 93307

Date Bill Prepared
May 09, 2002

Be Ho

Your Customer Account Number
2-22-302-2054
24-hr. Customer Service
1 (800) 896-1245

Page 1 of 13

Update	Amount of Previous Statement 04/10/02	\$7,844.66	
	Payment received 05/01/02 - Thank you	\$ (7,844.66)	
	Account Balance.....	\$	0.00
	Current Charges:		
	DWR Late Pymt Chrg (\$1,474.00 x 0.90%)	\$13.27	
	SCE Late Pymt Chrg (\$6,368.88 x 0.90%)	\$57.32	
	Current Charges Subtotal	\$	70.59

Summary of Billing Detail	Service Account	Rate Schedule	Service Address	Current Charges
	3-018-2022-56	PA-2	14551 W AVENUE B LANCASTR, CA	\$ 1,377.16
	Current charges for the period of: 04/03/02-04/13/02			
	3-018-2022-56	TOU-PA-7B	14551 W AVENUE B LANCASTR, CA	1,844.59
	Current charges for the period of: 04/13/02-05/03/02			
	3-018-2023-06	TOU-PA-SOP-2	51320 150TH ST W ROSAMOND, CA	2,283.66
	Current charges for the period of: 03/05/02-04/03/02			
	3-018-2023-06	TOU-PA-7B	51320 150TH ST W ROSAMOND, CA	7,342.56
	Current charges for the period of: 04/03/02-05/03/02			
	3-018-2023-67	DOMESTIC	51249 140TH ST W ROSAMOND, CA	2.27
	Current charges for the period of: 04/03/02-05/03/02			
	3-018-2031-52	TOU-PA-7B	51251 140TH ST W ROSAMOND, CA	6,157.81
	Current charges for the period of: 04/03/02-05/03/02			
	Current amount must be paid by 05/28/02			\$ 19,078.64

Message Reminder - A late payment charge of 0.9% will be applied to the total unpaid balance on your account if full payment is not received by the due date on this bill. For designated State agencies, the late payment charge will be applied in accordance with SCE tariffs.

- Please detach stub below and return with your payment -

83583 96591 13,008 kWh

Demand Meter Information
50% of the Previous High Billing Demand : 50.0 kW
Maximum Demand : 0.0 kW

Usage Comparison	This Year	Last Year
Kilowatt-hour (kWh) used	13,008.00	No
Number of days	10	Comparable
Average usage per day	1,300.80	Usage
Percent change	0%	

* Important Message regarding this Service Account * * *

Customer and Service Address
JOSE MARITORENA INCORPORATED
 14551 W AVENUE B
 LANCASTER CA 93534

Date Bill Prepared
 May 09, 2002
 Next Meter Read on or about
 June 04, 2002

Your Customer Account Number
2-22-302-2054

Service Account 3-018-2022-56
 Rotating Outage Group A047
 Rate Schedule PA-2

24-hr. Customer Service
 1 (800) 896-1245

Summary Service / Billing Period - 04/03/02 to 04/13/02 (10 days) - Winter Season

Facilities Rel Demand	50 kW	x \$2.25000	x 10/30 days	\$	37.50
Block 1 Energy Charge	5,000 kWh	x \$0.09124			456.20
Block 2 Energy Charge	8,008 kWh	x \$0.10056			805.28
Customer Charge	\$ 30.3500	x 10/30 days			10.12

Current Billing Detail Subtotal \$ 1,309.10

Los Angeles Co UUT \$ 1,309.10 x 5.00000% 65.46
 State Tax 13,008 kWh x \$0.00020 2.60

Current Charges For This Account \$ 1,377.16

Your bill may be lower than usual because this billing period of 10 days was shorter than normal.
 \$ 131.17 is your daily average cost this period excluding Utility User Tax (UUT)
 Service Voltage : 480 Volts
 Of your total charges, Franchise Fees represent : \$10.59
 Average Energy Charge during this period is : 8.94 cents/kWh

Detail

Energy Charges (E):			
DWR Energy (D)	2,473 kWh	x \$0.09706	\$ 240.03
Procured Energy			923.01
Transmission Charges			(8.69)
Distribution Charges			113.39
Nuclear Decommissioning Charges			5.85
Public Purpose Program Charges			33.95
Other Charges			69.62
Current Amount Due			\$ 1,377.16

- (E) The Energy Charges reflect the amount included in your rate for recovery of energy procurement and generation costs. Effective September 20, 2001, your ability to enter into new contracts or arrangements to purchase electricity from another supplier was suspended by the California Public Utilities Commission.
- (D) These charges are being collected by Southern California Edison as an agent for the Department of Water Resources (DWR) for that portion of energy DWR procured.

Electricity Usage



Meter Number	Dates and Readings		Usage
	From	To	
ACTUAL READ 732K-001264	04/03/02 83583	04/13/02 96591	13,008 kWh

Demand Meter Information
 50% of the Previous High Billing Demand : 50.0 kW
 Maximum Demand : 0.0 kW

Usage Comparison	This Year	Last Year
Kilowatt-hour (kWh) used	13,008.00	No
Number of days	10	Comparable
Average usage per day	1,300.80	Usage
Percent change	0%	

*** Important Message regarding this Service Account ***

Customer and Service Address
JOSE MARITORENA INCORPORATED
 14551 W AVENUE B
 LANCASTER CA 93534

Date Bill Prepared
 May 09, 2002
 Next Meter Read on or about
 June 04, 2002

Your Customer Account Number
2-22-302-2054

24-hr. Customer Service
1 (800) 896-1245

Service Account **3-018-2022-56** Rotating Outage Group **A047** Rate Schedule **TOU-PA-7B**

Summary Service / Billing Period - 04/13/02 to 05/03/02 (20 days) - Winter Season

Facilities Rel Demand	98 kW	x \$1.95000	x 20/30 days	\$	127.40
Demand Charge Total				\$	127.40
Winter Mid Peak	9,693 kWh	x \$0.08731			846.30
Winter Off Peak	10,025 kWh	x \$0.07590			760.90
Current Energy Bill				\$	1,607.20
Customer Charge		\$ 27.6000	x 20/30 days		18.40
Current Billing Detail Subtotal				\$	1,753.00
Los Angeles Co UUT		\$ 1,753.00	x 5.00000%		87.65
State Tax	19,718 kWh	x \$0.00020			3.94
Current Charges For This Account					\$ 1,844.59

Your bill may be lower than usual because this billing period of 20 days was shorter than normal.
 \$ 87.85 is your daily average cost this period excluding Utility User Tax (UUT)
 Service Voltage : 480 Volts
 Billing Horsepower : 145.0 HP
 Of your total charges, Franchise Fees represent : \$14.18
 Average Energy Charge during this period is : 7.69 cents/kWh

Detail

Energy Charges (E):					
DWR Energy (D)	3,232 kWh	x \$0.09706		\$	313.70
Procured Energy					1,203.57
Transmission Charges					(15.39)
Distribution Charges					190.38
Nuclear Decommissioning Charges					8.48
Public Purpose Program Charges					49.89
Other Charges					93.96
Current Amount Due				\$	1,844.59

- (E) The Energy Charges reflect the amount included in your rate for recovery of energy procurement and generation costs. Effective September 20, 2001, your ability to enter into new contracts or arrangements to purchase electricity from another supplier was suspended by the California Public Utilities Commission.
- (D) These charges are being collected by Southern California Edison as an agent for the Department of Water Resources (DWR) for that portion of energy DWR procured.

Electricity Usage

Meter Number	Dates and Readings		Usage
	From	To	
ACTUAL READ 732K-001264	04/13/02 00000	05/03/02 19718	
Mid Peak	04/13/02 00000	05/03/02 09693	19,718 kWh
Off Peak	04/13/02 00000	05/03/02 10025	9,693 kWh
			10,025 kWh

Demand Meter Information
 Maximum Demand : 98.0 kW

Summary of Billing Detail
 3-018-2022-56
 Current for the period of 04/13/02 to 05/03/02
 Current for the period of 03/05/02 to 04/01/02
 Current for the period of 02/05/02 to 03/01/02
 Current for the period of 01/05/02 to 02/01/02
 Current for the period of 12/05/01 to 01/01/02
 Current for the period of 11/05/01 to 12/01/01
 Current for the period of 10/05/01 to 11/01/01
 Current for the period of 09/05/01 to 10/01/01
 Current for the period of 08/05/01 to 09/01/01
 Current for the period of 07/05/01 to 08/01/01
 Current for the period of 06/05/01 to 07/01/01
 Current for the period of 05/05/01 to 06/01/01
 Current for the period of 04/05/01 to 05/01/01
 Current for the period of 03/05/01 to 04/01/01
 Current for the period of 02/05/01 to 03/01/01
 Current for the period of 01/05/01 to 02/01/01
 Current for the period of 12/05/00 to 01/01/01
 Current for the period of 11/05/00 to 12/01/00
 Current for the period of 10/05/00 to 11/01/00
 Current for the period of 09/05/00 to 10/01/00
 Current for the period of 08/05/00 to 09/01/00
 Current for the period of 07/05/00 to 08/01/00
 Current for the period of 06/05/00 to 07/01/00
 Current for the period of 05/05/00 to 06/01/00
 Current for the period of 04/05/00 to 05/01/00
 Current for the period of 03/05/00 to 04/01/00
 Current for the period of 02/05/00 to 03/01/00
 Current for the period of 01/05/00 to 02/01/00
 Current for the period of 12/05/99 to 01/01/00
 Current for the period of 11/05/99 to 12/01/99
 Current for the period of 10/05/99 to 11/01/99
 Current for the period of 09/05/99 to 10/01/99
 Current for the period of 08/05/99 to 09/01/99
 Current for the period of 07/05/99 to 08/01/99
 Current for the period of 06/05/99 to 07/01/99
 Current for the period of 05/05/99 to 06/01/99
 Current for the period of 04/05/99 to 05/01/99
 Current for the period of 03/05/99 to 04/01/99
 Current for the period of 02/05/99 to 03/01/99
 Current for the period of 01/05/99 to 02/01/99
 Current for the period of 12/05/98 to 01/01/99
 Current for the period of 11/05/98 to 12/01/98
 Current for the period of 10/05/98 to 11/01/98
 Current for the period of 09/05/98 to 10/01/98
 Current for the period of 08/05/98 to 09/01/98
 Current for the period of 07/05/98 to 08/01/98
 Current for the period of 06/05/98 to 07/01/98
 Current for the period of 05/05/98 to 06/01/98
 Current for the period of 04/05/98 to 05/01/98
 Current for the period of 03/05/98 to 04/01/98
 Current for the period of 02/05/98 to 03/01/98
 Current for the period of 01/05/98 to 02/01/98
 Current for the period of 12/05/97 to 01/01/98
 Current for the period of 11/05/97 to 12/01/97
 Current for the period of 10/05/97 to 11/01/97
 Current for the period of 09/05/97 to 10/01/97
 Current for the period of 08/05/97 to 09/01/97
 Current for the period of 07/05/97 to 08/01/97
 Current for the period of 06/05/97 to 07/01/97
 Current for the period of 05/05/97 to 06/01/97
 Current for the period of 04/05/97 to 05/01/97
 Current for the period of 03/05/97 to 04/01/97
 Current for the period of 02/05/97 to 03/01/97
 Current for the period of 01/05/97 to 02/01/97
 Current for the period of 12/05/96 to 01/01/97
 Current for the period of 11/05/96 to 12/01/96
 Current for the period of 10/05/96 to 11/01/96
 Current for the period of 09/05/96 to 10/01/96
 Current for the period of 08/05/96 to 09/01/96
 Current for the period of 07/05/96 to 08/01/96
 Current for the period of 06/05/96 to 07/01/96
 Current for the period of 05/05/96 to 06/01/96
 Current for the period of 04/05/96 to 05/01/96
 Current for the period of 03/05/96 to 04/01/96
 Current for the period of 02/05/96 to 03/01/96
 Current for the period of 01/05/96 to 02/01/96
 Current for the period of 12/05/95 to 01/01/96
 Current for the period of 11/05/95 to 12/01/95
 Current for the period of 10/05/95 to 11/01/95
 Current for the period of 09/05/95 to 10/01/95
 Current for the period of 08/05/95 to 09/01/95
 Current for the period of 07/05/95 to 08/01/95
 Current for the period of 06/05/95 to 07/01/95
 Current for the period of 05/05/95 to 06/01/95
 Current for the period of 04/05/95 to 05/01/95
 Current for the period of 03/05/95 to 04/01/95
 Current for the period of 02/05/95 to 03/01/95
 Current for the period of 01/05/95 to 02/01/95
 Current for the period of 12/05/94 to 01/01/95
 Current for the period of 11/05/94 to 12/01/94
 Current for the period of 10/05/94 to 11/01/94
 Current for the period of 09/05/94 to 10/01/94
 Current for the period of 08/05/94 to 09/01/94
 Current for the period of 07/05/94 to 08/01/94
 Current for the period of 06/05/94 to 07/01/94
 Current for the period of 05/05/94 to 06/01/94
 Current for the period of 04/05/94 to 05/01/94
 Current for the period of 03/05/94 to 04/01/94
 Current for the period of 02/05/94 to 03/01/94
 Current for the period of 01/05/94 to 02/01/94
 Current for the period of 12/05/93 to 01/01/94
 Current for the period of 11/05/93 to 12/01/93
 Current for the period of 10/05/93 to 11/01/93
 Current for the period of 09/05/93 to 10/01/93
 Current for the period of 08/05/93 to 09/01/93
 Current for the period of 07/05/93 to 08/01/93
 Current for the period of 06/05/93 to 07/01/93
 Current for the period of 05/05/93 to 06/01/93
 Current for the period of 04/05/93 to 05/01/93
 Current for the period of 03/05/93 to 04/01/93
 Current for the period of 02/05/93 to 03/01/93
 Current for the period of 01/05/93 to 02/01/93
 Current for the period of 12/05/92 to 01/01/93
 Current for the period of 11/05/92 to 12/01/92
 Current for the period of 10/05/92 to 11/01/92
 Current for the period of 09/05/92 to 10/01/92
 Current for the period of 08/05/92 to 09/01/92
 Current for the period of 07/05/92 to 08/01/92
 Current for the period of 06/05/92 to 07/01/92
 Current for the period of 05/05/92 to 06/01/92
 Current for the period of 04/05/92 to 05/01/92
 Current for the period of 03/05/92 to 04/01/92
 Current for the period of 02/05/92 to 03/01/92
 Current for the period of 01/05/92 to 02/01/92
 Current for the period of 12/05/91 to 01/01/92
 Current for the period of 11/05/91 to 12/01/91
 Current for the period of 10/05/91 to 11/01/91
 Current for the period of 09/05/91 to 10/01/91
 Current for the period of 08/05/91 to 09/01/91
 Current for the period of 07/05/91 to 08/01/91
 Current for the period of 06/05/91 to 07/01/91
 Current for the period of 05/05/91 to 06/01/91
 Current for the period of 04/05/91 to 05/01/91
 Current for the period of 03/05/91 to 04/01/91
 Current for the period of 02/05/91 to 03/01/91
 Current for the period of 01/05/91 to 02/01/91
 Current for the period of 12/05/90 to 01/01/91
 Current for the period of 11/05/90 to 12/01/90
 Current for the period of 10/05/90 to 11/01/90
 Current for the period of 09/05/90 to 10/01/90
 Current for the period of 08/05/90 to 09/01/90
 Current for the period of 07/05/90 to 08/01/90
 Current for the period of 06/05/90 to 07/01/90
 Current for the period of 05/05/90 to 06/01/90
 Current for the period of 04/05/90 to 05/01/90
 Current for the period of 03/05/90 to 04/01/90
 Current for the period of 02/05/90 to 03/01/90
 Current for the period of 01/05/90 to 02/01/90
 Current for the period of 12/05/89 to 01/01/90
 Current for the period of 11/05/89 to 12/01/89
 Current for the period of 10/05/89 to 11/01/89
 Current for the period of 09/05/89 to 10/01/89
 Current for the period of 08/05/89 to 09/01/89
 Current for the period of 07/05/89 to 08/01/89
 Current for the period of 06/05/89 to 07/01/89
 Current for the period of 05/05/89 to 06/01/89
 Current for the period of 04/05/89 to 05/01/89
 Current for the period of 03/05/89 to 04/01/89
 Current for the period of 02/05/89 to 03/01/89
 Current for the period of 01/05/89 to 02/01/89
 Current for the period of 12/05/88 to 01/01/89
 Current for the period of 11/05/88 to 12/01/88
 Current for the period of 10/05/88 to 11/01/88
 Current for the period of 09/05/88 to 10/01/88
 Current for the period of 08/05/88 to 09/01/88
 Current for the period of 07/05/88 to 08/01/88
 Current for the period of 06/05/88 to 07/01/88
 Current for the period of 05/05/88 to 06/01/88
 Current for the period of 04/05/88 to 05/01/88
 Current for the period of 03/05/88 to 04/01/88
 Current for the period of 02/05/88 to 03/01/88
 Current for the period of 01/05/88 to 02/01/88
 Current for the period of 12/05/87 to 01/01/88
 Current for the period of 11/05/87 to 12/01/87
 Current for the period of 10/05/87 to 11/01/87
 Current for the period of 09/05/87 to 10/01/87
 Current for the period of 08/05/87 to 09/01/87
 Current for the period of 07/05/87 to 08/01/87
 Current for the period of 06/05/87 to 07/01/87
 Current for the period of 05/05/87 to 06/01/87
 Current for the period of 04/05/87 to 05/01/87
 Current for the period of 03/05/87 to 04/01/87
 Current for the period of 02/05/87 to 03/01/87
 Current for the period of 01/05/87 to 02/01/87
 Current for the period of 12/05/86 to 01/01/87
 Current for the period of 11/05/86 to 12/01/86
 Current for the period of 10/05/86 to 11/01/86
 Current for the period of 09/05/86 to 10/01/86
 Current for the period of 08/05/86 to 09/01/86
 Current for the period of 07/05/86 to 08/01/86
 Current for the period of 06/05/86 to 07/01/86
 Current for the period of 05/05/86 to 06/01/86
 Current for the period of 04/05/86 to 05/01/86
 Current for the period of 03/05/86 to 04/01/86
 Current for the period of 02/05/86 to 03/01/86
 Current for the period of 01/05/86 to 02/01/86
 Current for the period of 12/05/85 to 01/01/86
 Current for the period of 11/05/85 to 12/01/85
 Current for the period of 10/05/85 to 11/01/85
 Current for the period of 09/05/85 to 10/01/85
 Current for the period of 08/05/85 to 09/01/85
 Current for the period of 07/05/85 to 08/01/85
 Current for the period of 06/05/85 to 07/01/85
 Current for the period of 05/05/85 to 06/01/85
 Current for the period of 04/05/85 to 05/01/85
 Current for the period of 03/05/85 to 04/01/85
 Current for the period of 02/05/85 to 03/01/85
 Current for the period of 01/05/85 to 02/01/85
 Current for the period of 12/05/84 to 01/01/85
 Current for the period of 11/05/84 to 12/01/84
 Current for the period of 10/05/84 to 11/01/84
 Current for the period of 09/05/84 to 10/01/84
 Current for the period of 08/05/84 to 09/01/84
 Current for the period of 07/05/84 to 08/01/84
 Current for the period of 06/05/84 to 07/01/84
 Current for the period of 05/05/84 to 06/01/84
 Current for the period of 04/05/84 to 05/01/84
 Current for the period of 03/05/84 to 04/01/84
 Current for the period of 02/05/84 to 03/01/84
 Current for the period of 01/05/84 to 02/01/84
 Current for the period of 12/05/83 to 01/01/84
 Current for the period of 11/05/83 to 12/01/83
 Current for the period of 10/05/83 to 11/01/83
 Current for the period of 09/05/83 to 10/01/83
 Current for the period of 08/05/83 to 09/01/83
 Current for the period of 07/05/83 to 08/01/83
 Current for the period of 06/05/83 to 07/01/83
 Current for the period of 05/05/83 to 06/01/83
 Current for the period of 04/05/83 to 05/01/83
 Current for the period of 03/05/83 to 04/01/83
 Current for the period of 02/05/83 to 03/01/83
 Current for the period of 01/05/83 to 02/01/83
 Current for the period of 12/05/82 to 01/01/83
 Current for the period of 11/05/82 to 12/01/82
 Current for the period of 10/05/82 to 11/01/82
 Current for the period of 09/05/82 to 10/01/82
 Current for the period of 08/05/82 to 09/01/82
 Current for the period of 07/05/82 to 08/01/82
 Current for the period of 06/05/82 to 07/01/82
 Current for the period of 05/05/82 to 06/01/82
 Current for the period of 04/05/82 to 05/01/82
 Current for the period of 03/05/82 to 04/01/82
 Current for the period of 02/05/82 to 03/01/82
 Current for the period of 01/05/82 to 02/01/82
 Current for the period of 12/05/81 to 01/01/82
 Current for the period of 11/05/81 to 12/01/81
 Current for the period of 10/05/81 to 11/01/81
 Current for the period of 09/05/81 to 10/01/81
 Current for the period of 08/05/81 to 09/01/81
 Current for the period of 07/05/81 to 08/01/81
 Current for the period of 06/05/81 to 07/01/81
 Current for the period of 05/05/81 to 06/01/81
 Current for the period of 04/05/81 to 05/01/81
 Current for the period of 03/05/81 to 04/01/81
 Current for the period of 02/05/81 to 03/01/81
 Current for the period of 01/05/81 to 02/01/81
 Current for the period of 12/05/80 to 01/01/81
 Current for the period of 11/05/80 to 12/01/80
 Current for the period of 10/05/80 to 11/01/80
 Current for the period of 09/05/80 to 10/01/80
 Current for the period of 08/05/80 to 09/01/80
 Current for the period of 07/05/80 to 08/01/80
 Current for the period of 06/05/80 to 07/01/80
 Current for the period of 05/05/80 to 06/01/80
 Current for the period of 04/05/80 to 05/01/80
 Current for the period of 03/05/80 to 04/01/80
 Current for the period of 02/05/80 to 03/01/80
 Current for the period of 01/05/80 to 02/01/80
 Current for the period of 12/05/79 to 01/01/80
 Current for the period of 11/05/79 to 12/01/79
 Current for the period of 10/05/79 to 11/01/79
 Current for the period of 09/05/79 to 10/01/79
 Current for the period of 08/05/79 to 09/01/79
 Current for the period of 07/05/79 to 08/01/79
 Current for the period of 06/05/79 to 07/01/79
 Current for the period of 05/05/79 to 06/01/79
 Current for the period of 04/05/79 to 05/01/79
 Current for the period of 03/05/79 to 04/01/79
 Current for the period of 02/05/79 to 03/01/79
 Current for the period of 01/05/79 to 02/01/79
 Current for the period of 12/05/78 to 01/01/79
 Current for the period of 11/05/78 to 12/01/78
 Current for the period of 10/05/78 to 11/01/78
 Current for the period of 09/05/78 to 10/01/78
 Current for the period of 08/05/78 to 09/01/78
 Current for the period of 07/05/78 to 08/01/78
 Current for the period of 06/05/78 to 07/01/78
 Current for the period of 05/05/78 to 06/01/78
 Current for the period of 04/05/78 to 05/01/78
 Current for the period of 03/05/78 to 04/01/78
 Current for the period of 02/05/78 to 03/01/78
 Current for the period of 01/05/78 to 02/01/78
 Current for the period of 12/05/77 to 01/01/78
 Current for the period of 11/05/77 to 12/01/77
 Current for the period of 10/05/77 to 11/01/77
 Current for the period of 09/05/77 to 10/01/77
 Current for the period of 08/05/77 to 09/01/77
 Current for the period of 07/05/77 to 08/01/77
 Current for the period of 06/05/77 to 07/01/77
 Current for the period of 05/05/77 to 06/01/77
 Current for the period of 04/05/77 to 05/01/77
 Current for the period of 03/05/77 to 04/01/77
 Current for the period of 02/05/77 to 03/01/77
 Current for the period of 01/05/77 to 02/01/77
 Current for the period of 12/05/76 to 01/01/77
 Current for the period of 11/05/76 to 12/01/76
 Current for the period of 10/05/76 to 11/01/76
 Current for the period of 09/05/76 to 10/01/76
 Current for the period of 08/05/76 to 09/01/76
 Current for the period of 07/05/76 to 08/01/76
 Current for the period of 06/05/76 to 07/01/76
 Current for the period of 05/05/76 to 06/01/76
 Current for the period of 04/05/76 to 05/01/76
 Current for the period of 03/05/76 to 04/01/76
 Current for the period of 02/05/76 to 03/01/76
 Current for the period of 01/05/76 to 02/01/76
 Current for the period of 12/05/75 to 01/01/76
 Current for the period of 11/05/75 to 12/01/75
 Current for the period of 10/05/75 to 11/01/75
 Current for the period of 09/05/75 to 10/01/75
 Current for the period of 08/05/75 to 09/01/75
 Current for the period of 07/05/75 to 08/01/75
 Current for the period of 06/05/75 to 07/01/75
 Current for the period of 05/05/75 to 06/01/75
 Current for the period of 04/05/75 to 05/01/75
 Current for the period of 03/05/75 to 04/01/75
 Current for the period of 02/05/75 to 03/01/75
 Current for the period of 01/05/75 to 02/01/75
 Current for the period of 12/05/74 to 01/01/75
 Current for the period of 11/05/74 to 12/01/74
 Current for the period of 10/05/74 to 11/01/74
 Current for the period of 09/05/74 to 10/01/74
 Current for the period of 08/05/74 to 09/01/74
 Current for the period of 07/05/74 to 08/01/74
 Current for the period of 06/05/74 to 07/01/74
 Current for the period of 05/05/74 to 06/01/74
 Current for the period of 04/05/74 to 05/01/74
 Current for the period of 03/05/74 to 04/01/74
 Current for the period of 02/05/74 to 03/01/74
 Current for the period of 01/05/74 to 02/01/74
 Current for the period of 12/05/73 to 01/01/74
 Current for the period of 11/05/73 to 12/01/73
 Current for the period of 10/05/73 to 11/01/73
 Current for the period of 09/05/73 to 10/01/73
 Current for the period of 08/05/73 to 09/01/73
 Current for the period of 07/05/73 to 08/01/73
 Current for the period of 06/05/73 to 07/01/73
 Current for the period of 05/05/73 to 06/01/73
 Current for the period of 04/05/73 to 05/01/73
 Current for the period of 03/05/73 to 04/01/73
 Current for the period of 02/05/73 to 03/01/73
 Current for the period of 01/05/73 to 02/01/73

Customer and Service Address
JOSE MARITORENA INCORPORATED
 51320 150TH ST W
 ROSAMOND CA 93560

Date Bill Prepared
 May 09, 2002
 Next Meter Read on or about
 June 04, 2002

Your Customer Account Number
2-22-302-2054

24-hr. Customer Service
1 (800) 896-1245

Service Account Rotating Outage Rate Schedule
3-018-2023-06 Group A047 TOU-PA-SOP-2

Summary Service / Billing Period - 03/05/02 to 04/03/02 (29 days) - Winter Season



Facilities Rel Demand	132 kW	x \$2.85000	\$	376.20
Demand Charge Total				\$ 376.20
Winter Off Peak	18,793 kWh	x \$0.07881		1,481.08
Winter SuperOff Peak	5,326 kWh	x \$0.05074		270.24
Current Energy Bill				\$ 1,751.32
Customer Charge				42.80
Current Billing Detail Subtotal				\$ 2,170.32
Los Angeles Co UUT	\$ 2,170.32 x 5.00000%			108.52
State Tax	24,119 kWh x \$0.00020			4.82

Current Charges For This Account \$ **2,283.66**

\$ 75.00 is your daily average cost this period excluding Utility User Tax (UUT)
 Service Voltage : 480 Volts
 Of your total charges, Franchise Fees represent : \$17.55
 Average Energy Charge during this period is : 6.98 cents/kWh

Detail

Energy Charges (E):			
DWR Energy (D)	1,569 kWh	x \$0.09097	\$ 142.73
DWR Energy (D)	2,981 kWh	x \$0.09706	289.34
Procured Energy			1,250.29
Transmission Charges			(14.63)
Distribution Charges			428.31
Nuclear Decommissioning Charges			10.37
Public Purpose Program Charges			61.02
Other Charges			116.23
Current Amount Due			\$ 2,283.66

- (E) The Energy Charges reflect the amount included in your rate for recovery of energy procurement and generation costs. Effective September 20, 2001, your ability to enter into new contracts or arrangements to purchase electricity from another supplier was suspended by the California Public Utilities Commission.
- (D) These charges are being collected by Southern California Edison as an agent for the Department of Water Resources (DWR) for that portion of energy DWR procured.

Electricity



Usage

Meter Number	Dates and Readings		Usage		
	From	To			
ACTUAL READ P831W-000034	03/05/02	04/03/02	24,119 kWh		
Demand Date	Demand From	Time To	Season	Peak	Demand
03/26/02	09:15	09:30	Winter	Off Peak	132 kW
04/01/02	00:00	00:15	Winter Super	Off Peak	129 kW

Demand Meter Information

Maximum Demand : 132.0 kW

64
 is
 Year
 No
 arable
 sage

Customer and Service Address
JOSE MARITORENA INCORPORATED
 51320 150TH ST W
 ROSAMOND CA 93560

Date Bill Prepared
 May 09, 2002
 Next Meter Read on or about
 June 04, 2002

Your Customer Account Number
2-22-302-2054

24-hr. Customer Service
1 (800) 896-1245

Service Account Rotating Outage Rate Schedule
3-018-2023-06 Group A047 TOU-PA-7B

*Barr
well*

Summary Service / Billing Period - 04/03/02 to 05/03/02 (30 days) - Winter Season



Facilities Rel Demand	132 kW	x \$1.95000	\$	257.40
Demand Charge Total				\$ 257.40
Winter Mid Peak	35,250 kWh	x \$0.08731		3,077.68
Winter Off Peak	48,221 kWh	x \$0.07590		3,659.97
Current Energy Bill				\$ 6,737.65
Customer Charge				27.60
Electric Deferred Refund				(45.63)
Current Billing Detail, Subtotal				\$ 6,977.02
Los Angeles Co UUT	\$ 6,977.02	x 5.00000%		348.85
State Tax	83,471 kWh	x \$0.00020		16.69

Current Charges For This Account \$ **7,342.56**

\$ 233.12 is your daily average cost this period excluding Utility User Tax (UUT)
 Service Voltage : 480 Volts
 Billing Horsepower : 150.0 HP
 Of your total charges, Franchise Fees represent : \$56.42
 Average Energy Charge during this period is : 7.62 cents/kWh

Detail

Energy Charges (E):				
DWR Energy (D)	14,410 kWh	x \$0.09706	\$	1,398.63
Procured Energy				4,958.39
Transmission Charges				(69.49)
Distribution Charges				478.03
Nuclear Decommissioning Charges				35.89
Public Purpose Program Charges				211.18
Electric Deferred Refund				(45.63)
Other Charges				375.56
Current Amount Due				\$ 7,342.56

(E) The Energy Charges reflect the amount included in your rate for recovery of energy procurement and generation costs. Effective September 20, 2001, your ability to enter into new contracts or arrangements to purchase electricity from another supplier was suspended by the California Public Utilities Commission.

(D) These charges are being collected by Southern California Edison as an agent for the Department of Water Resources (DWR) for that portion of energy DWR procured.

Electricity



Usage

Meter Number	Dates and Readings		Usage		
	From	To			
ACTUAL READ P831W-000034	04/03/02	05/03/02 ✓			83,471 kWh ✓
Demand Date	Demand From	Time To	Season	Peak	Demand
04/04/02	14:15	14:30	Winter	Mid Peak	132 kW
04/23/02	07:15	07:30	Winter	Off Peak	132 kW

Demand Meter Information

Maximum Demand : 132.0 kW

Customer and Service Address
OSE MARITORENA INCORPORATED
 1251 140TH ST W
 OSAMOND CA 93560

Date Bill Prepared
 May 09, 2002
 Next Meter Read on or about
 June 04, 2002

Your Customer Account Number
2-22-302-2054

24-hr. Customer Service
1 (800) 896-1245

Service Account Rotating Outage Rate Schedule
-018-2031-52 Group A047 TOU-PA-7B

Yard well

Summary Service / Billing Period - 04/03/02 to 05/03/02 (30 days) - Winter Season

Facilities Rel Demand	132 kW	x \$1.95000	\$	257.40
Demand Charge Total				\$ 257.40
Winter Mid Peak	28,226 kWh	x \$0.08731		2,464.41
Winter Off Peak	41,269 kWh	x \$0.07590		3,132.32
Current Energy Bill				\$ 5,596.73
Customer Charge				27.60
Electric Deferred Refund				(30.39)
Current Billing Detail Subtotal				\$ 5,851.34
Los Angeles Co UUT	\$ 5,851.34	x 5.00000%		292.57
State Tax	69,495 kWh	x \$0.00020		13.90
Current Charges For This Account				\$ 6,157.81

\$ 195.51 is your daily average cost this period excluding Utility User Tax (UUT)
 Service Voltage : 480 Volts
 Billing Horsepower : 140.0 HP
 Of your total charges, Franchise Fees represent : \$47.32
 Average Energy Charge during this period is : 7.60 cents/kWh

Detail

Energy Charges (E):				
DWR Energy (D)	11,998 kWh	x \$0.09706	\$	1,164.53
Procured Energy				4,115.32
Transmission Charges				(57.20)
Distribution Charges				445.04
Nuclear Decommissioning Charges				29.88
Public Purpose Program Charges				175.82
Electric Deferred Refund				(30.39)
Other Charges				314.81
Current Amount Due				\$ 6,157.81

- (E) The Energy Charges reflect the amount included in your rate for recovery of energy procurement and generation costs. Effective September 20, 2001, your ability to enter into new contracts or arrangements to purchase electricity from another supplier was suspended by the California Public Utilities Commission.
- (D) These charges are being collected by Southern California Edison as an agent for the Department of Water Resources (DWR) for that portion of energy DWR procured.

Electricity Usage

Meter Number	Dates and Readings		Usage		
	From	To			
ACTUAL READ P831W-000048	04/03/02	05/03/02	69,495 kWh		
Demand Date	Demand From	Time To	Season	Peak	Demand
04/29/02	09:00	09:15	Winter	Mid Peak	131 kW
04/20/02	09:00	09:15	Winter	Off Peak	132 kW

Demand Meter Information
 Maximum Demand : 132.0 kW



Southern California Edison Company
 An EDISON INTERNATIONAL Company
 P.O. Box 600, Rosemead, CA 91771-0001

Customer and Mailing Address
 JOSE MARITORENA INCORPORATED
 300 E PANAMA RD
 BAKERSFIELD CA 93307

Date Bill Prepared
 June 08, 2002

Bio Sho

Page 1 of 7

Your Customer Account Number
2-22-302-2054
 24-hr. Customer Service
1 (800) 896-1245

Update Amount of Previous Statement 05/09/02 \$19,078.64
 Payment received 05/28/02 - Thank you \$ (19,078.64)
 Account Balance \$ **0.00**

Summary Of Billing Detail	Service Account	Rate Schedule	Service Address	Current Charges
	3-018-2022-56 <i>To be billed at a later date</i>	TOU-PA-7B	14551 W AVENUE B LANCASTER, CA	\$ N/A
	3-018-2023-06 <i>Current charges for the period of: 05/03/02-06/04/02</i>	TOU-PA-7B	51320 150TH ST W ROSAMOND, CA	6,841.00
	3-018-2023-67 <i>Current charges for the period of: 05/03/02-06/04/02</i>	DOMESTIC	51249 140TH ST W ROSAMOND, CA	2.06
	3-018-2031-52 <i>Current charges for the period of: 05/03/02-06/04/02</i>	TOU-PA-7B	51251 140TH ST W ROSAMOND, CA	6,333.97
Current amount must be paid by 06/27/02				\$ 13,177.03

Just for You Message Reminder - A late payment charge of 0.9% will be applied to the total unpaid balance on your account if full payment is not received by the due date on this bill. For designated State agencies, the late payment charge will be applied in accordance with SCE tariffs.

Bio Sho

Pd 6-18-02 #3710

(14-574)

- Please detach stub below and return with your payment -

Electricity Usage

Meter Number	Dates and Readings		Usage		
	From	To			
ACTUAL READ P831W-000034	05/03/02	06/04/02	77,150 kWh		
Demand Date	Demand From	Time To	Season	Peak	Demand
06/03/02	12:00	12:15	Summer	On Peak	126 kW
06/03/02	08:45	09:00	Summer	Mid Peak	132 kW
06/03/02	07:45	08:00	Summer	Off Peak	132 kW



and Service Address
SE MARITORENA INCORPORATED
 51320 150TH ST W
 ROSAMOND CA 93560

Date Bill Prepared
 June 08, 2002
 Next Meter Read on or about
 July 03, 2002

Your Customer Account Number
2-22-302-2054

24-hr. Customer Service
1 (800) 896-1245

Service Account Rotating Outage Rate Schedule
3-018-2023-06 Group A047 TOU-PA-7B

Barwell

Summary Service / Billing Period - 05/03/02 to 06/04/02 (32 days) - Winter/Summer Season



Facilities Rel Demand	133 kW	x \$1.95000	\$	259.35
Summer On Peak	126 kW	x \$6.10000 x 2/32 days		48.04
Demand Charge Total				\$ 307.39
Summer On Peak	758 kWh	x \$0.14403		109.17
Summer Mid Peak	1,149 kWh	x \$0.07820		89.85
Summer Off Peak	3,751 kWh	x \$0.06931		259.98
Winter Mid Peak	24,567 kWh	x \$0.08731		2,144.94
Winter Off Peak	46,925 kWh	x \$0.07590		3,561.61
Current Energy Bill				\$ 6,165.55
Customer Charge				27.60
Current Billing Detail Subtotal				\$ 6,500.54
Los Angeles Co UUT	\$ 6,500.54	x 5.00000%		325.03
State Tax	77,150 kWh	x \$0.00020		15.43

Current Charges For This Account \$ **6,841.00**

\$ 203.62 is your daily average cost this period excluding Utility User Tax (UUT)
 Service Voltage : 480 Volts
 Billing Horsepower : 150.0 HP
 Of your total charges, Franchise Fees represent : \$52.57
 Average Energy Charge during this period is : 8.64 cents/kWh

Detail

Energy Charges (E):				
DWR Energy (D)	8,914 kWh	x \$0.09706	\$	865.20
Procured Energy				4,935.86
Transmission Charges				(51.96)
Distribution Charges				513.83
Nuclear Decommissioning Charges				33.17
Public Purpose Program Charges				195.18
Other Charges				349.72
Current Amount Due				\$ 6,841.00

(E) The Energy Charges reflect the amount included in your rate for recovery of energy procurement and generation costs. Effective September 20, 2001, your ability to enter into new contracts or arrangements to purchase electricity from another supplier was suspended by the California Public Utilities Commission.

(D) These charges are being collected by Southern California Edison as an agent for the Department of Water Resources (DWR) for that portion of energy DWR procured.

Electricity



Usage

Meter Number	Dates and Readings		Usage		
	From	To			
ACTUAL READ P831W-000034	05/03/02	06/04/02	77,150 kWh		
Demand Date	Demand From	Time To	Season	Peak	Demand
06/03/02	12:00	12:15	Summer	On Peak	126 kW
06/03/02	08:45	09:00	Summer	Mid Peak	132 kW
06/03/02	07:45	08:00	Summer	Off Peak	132 kW

Customer Name and Service Address
 JOSE MARITORENA INCORPORATED
 51251 140TH ST W
 ROSAMOND CA 93560

Date Bill Prepared
 June 08, 2002
 Next Meter Read on or about
 July 03, 2002

Your Customer Account Number
2-22-302-2054

24-hr. Customer Service
1 (800) 896-1245

Service Account **3-018-2031-52** Rotating Outage Group A047 Rate Schedule TOU-PA-7B

yard well

Summary Service / Billing Period - 05/03/02 to 06/04/02 (32 days) - Winter/Summer Season

Facilities Rel Demand	131 kW	x \$1.95000	\$	255.45
Summer On Peak	128 kW	x \$6.10000 x 2/32 days		48.80
Demand Charge Total			\$	304.25
Summer On Peak	763 kWh	x \$0.14403		109.89
Summer Mid Peak	902 kWh	x \$0.07820		70.54
Summer Off Peak	3,712 kWh	x \$0.06931		257.28
Winter Mid Peak	25,050 kWh	x \$0.08731		2,187.12
Winter Off Peak	40,345 kWh	x \$0.07590		3,062.19
Current Energy Bill			\$	5,687.02
Customer Charge				27.60
Current Billing Detail Subtotal			\$	6,018.87
Los Angeles Co UUT	\$ 6,018.87	x 5.00000%		300.94
State Tax	70,772 kWh	x \$0.00020		14.16
Current Charges For This Account			\$	6,333.97

\$ 188.53 is your daily average cost this period excluding Utility User Tax (UUT)
 Service Voltage : 480 Volts
 Billing Horsepower : 140.0 HP
 Of your total charges, Franchise Fees represent : \$48.67
 Average Energy Charge during this period is : 8.68 cents/kWh


Detail

Energy Charges (E):				
DWR Energy (D)	8,177 kWh	x \$0.09706	\$	793.66
Procured Energy				4,558.71
Transmission Charges				(46.67)
Distribution Charges				495.19
Nuclear Decommissioning Charges				30.43
Public Purpose Program Charges				179.05
Other Charges				323.60
Current Amount Due			\$	6,333.97

- (E) The Energy Charges reflect the amount included in your rate for recovery of energy procurement and generation costs. Effective September 20, 2001, your ability to enter into new contracts or arrangements to purchase electricity from another supplier was suspended by the California Public Utilities Commission.
- (D) These charges are being collected by Southern California Edison as an agent for the Department of Water Resources (DWR) for that portion of energy DWR procured.



Meter Number	Dates and Readings		Usage		
	From	To			
ACTUAL READ P831W-000048	05/03/02	06/04/02	70,772 kWh		
Demand Date	Demand From	Time To	Season	Peak	Demand
06/03/02	12:15	12:30	Summer	On Peak	128 kW
06/03/02	10:00	10:15	Summer	Mid Peak	130 kW
06/02/02	08:00	08:15	Summer	Off Peak	130 kW



Southern California Edison Company
An EDISON INTERNATIONAL Company
P.O. Box 600, Rosemead, CA 91771-0001

Customer and Mailing Address
JOSE MARITORENA INCORPORATED
300 E PANAMA RD
BAKERSFIELD CA 93307

Date Bill Prepared
July 10, 2002

Your Customer Account Number
2-22-302-2054
24-hr. Customer Service
1 (800) 896-1245

Bis Mo

Page 1 of 11



Update Amount of Previous Statement 06/08/02 \$13,177.03
Payment received 06/27/02 - Thank you \$ (13,177.03)
Account Balance..... \$ **0.00**



Summary Of Billing Detail	Service Account	Rate Schedule	Service Address	Current Charges
	3-018-2022-56	TOU-PA-7B	14551 W AVENUE B LANCASTR, CA	\$ 3,862.54
	Current charges for the period of: 05/03/02-06/04/02			
	3-018-2022-56	TOU-PA-7B	14551 W AVENUE B LANCASTR, CA	3,172.55
	Current charges for the period of: 06/04/02-07/03/02			
	3-018-2023-06	TOU-PA-7B	51320 150TH ST W ROSAMOND, CA	8,258.09
	Current charges for the period of: 06/04/02-07/03/02			
	3-018-2023-67	DOMESTIC	51249 140TH ST W ROSAMOND, CA	3.01
	Current charges for the period of: 06/04/02-07/03/02			
	3-018-2031-52	TOU-PA-7B	51251 140TH ST W ROSAMOND, CA	7,834.07
	Current charges for the period of: 06/04/02-07/03/02			

Current amount must be paid by 07/29/02 \$ 23,130.26

pd 7-19-02 #3756



Message Reminder - A late payment charge of 0.9% will be applied to the total unpaid balance on your account if full payment is not received by the due date on this bill. For designated State agencies, the late payment charge will be applied in accordance with SCE tariffs.
* * * * *

VOLUNTARY RENEWABLE ENERGY CONTRIBUTIONS
California air quality can use your help. Look inside the enclosed Customer Connection for information about the Voluntary Renewables Contribution Program.

(14-574)

- Please detach stub below and return with your payment -



Usage	Meter Number	Dates and Readings		Usage		
		From	To			
	ACTUAL READ 3412M-000020	05/03/02	06/04/02	11 kWh		
	ACTUAL READ 3412M-000020	05/03/02	06/04/02	0 kWh		
	ACTUAL READ 732K-001264	05/03/02	06/04/02	43,055 kWh		
	Demand Date	Demand From	Time To	Season	Peak	Demand
	06/03/02	12:00	12:15	Summer	On Peak	0 kW
	06/03/02	08:00	08:15	Summer	Mid Peak	0 kW

Customer and Service Address
 JOSE MARITORENA INCORPORATED
 14551 W AVENUE B
 LANCASTR CA 93534

Date Bill Prepared
 July 10, 2002
 Next Meter Read on or about
 Aug 02, 2002

Your Customer Account Number
2-22-302-2054

24-hr. Customer Service
1 (800) 896-1245

Service Account **3-018-2022-56** Rotating Outage Group A047 Rate Schedule TOU-PA-7B

over B well

Summary Service / Billing Period - 05/03/02 to 06/04/02 (32 days) - Winter/Summer Season



Facilities Rel Demand	98 kW	x \$1.95000	\$	191.10
Demand Charge Total			\$	191.10
Winter Mid Peak	16,038 kWh	x \$0.08731		1,400.28
Winter Off Peak	27,028 kWh	x \$0.07590		2,051.43
Current Energy Bill			\$	3,451.71
Customer Charge				27.60
Current Billing Detail Subtotal			\$	3,670.41
Los Angeles Co UUT		\$ 3,670.41 x 5.00000%		183.52
State Tax	43,066 kWh	x \$0.00020		8.61
Current Charges For This Account			\$	3,862.54

\$ 114.97 is your daily average cost this period excluding Utility User Tax (UUT)
 Service Voltage : 480 Volts
 Billing Horsepower : 145.0 HP
 Of your total charges, Franchise Fees represent : \$29.68
 Average Energy Charge during this period is : 8.67 cents/kWh

Detail

Energy Charges (E):				
DWR Energy (D)	4,976 kWh	x \$0.09706	\$	482.97
Procured Energy				2,769.77
Transmission Charges				(32.38)
Distribution Charges				317.40
Nuclear Decommissioning Charges				18.52
Public Purpose Program Charges				108.96
Other Charges				197.30
Current Amount Due			\$	3,862.54

(E) The Energy Charges reflect the amount included in your rate for recovery of energy procurement and generation costs. Effective September 20, 2001, your ability to enter into new contracts or arrangements to purchase electricity from another supplier was suspended by the California Public Utilities Commission.

(D) These charges are being collected by Southern California Edison as an agent for the Department of Water Resources (DWR) for that portion of energy DWR procured.

Electricity Usage



Meter Number	Dates and Readings		Usage		
	From	To			
ACTUAL READ 3412M-000020	05/03/02	06/04/02	11 kWh		
ACTUAL READ 3412M-000020	05/03/02	06/04/02	0 kWh		
ACTUAL READ 732K-001264	05/03/02	06/04/02	43,055 kWh		
Demand Date	Demand From	Time To	Season	Peak	Demand
06/03/02	12:00	12:15	Summer	On Peak	0 kW
06/03/02	08:00	08:15	Summer	Mid Peak	0 kW

0.26

aid this ed

Southern California Edison Company
 An EDISON INTERNATIONAL Company
 P.O. Box 600, Rosemead, CA 91771-0001

Customer and Service Address
JOSE MARITORENA INCORPORATED
 14551 W AVENUE B
 LANCASTER CA 93534

Date Bill Prepared
 July 10, 2002
 Next Meter Read on or about
 Aug 02, 2002

Your Customer Account Number
2-22-302-2054
 24-hr. Customer Service
1 (800) 896-1245

Service Account **3-018-2022-56** Rotating Outage Group **A047** Rate Schedule **TOU-PA-7B**

ave B

Summary Service / Billing Period - 06/04/02 to 07/03/02 (29 days) - Summer Season



Facilities Rel Demand	64 kW	x \$1.95000	\$	124.80
Summer On Peak	62 kW	x \$6.10000		378.20
Demand Charge Total			\$	503.00
Summer On Peak	5,261 kWh	x \$0.14403		757.74
Summer Mid Peak	7,829 kWh	x \$0.07820		612.23
Summer Off Peak	16,092 kWh	x \$0.06931		1,115.34
Current Energy Bill			\$	2,485.31
Customer Charge				27.60
Current Billing Detail Subtotal			\$	3,015.91
Los Angeles Co UUT	\$ 3,015.91	x 5.00000%		150.80
State Tax	29,182 kWh	x \$0.00020		5.84
Current Charges For This Account			\$	3,172.55

\$ 104.20 is your daily average cost this period excluding Utility User Tax (UUT)
 Service Voltage : 480 Volts
 Billing Horsepower : 145.0 HP
 Of your total charges, Franchise Fees represent : \$24.39
 Average Energy Charge during this period is : 7.91 cents/kWh

Detail

Energy Charges (E):				571.20
DWR Energy (D)	5,885 kWh	x \$0.09706	\$	1,737.56
Procured Energy				35.65
Transmission Charges				581.62
Distribution Charges				12.55
Nuclear Decommissioning Charges				73.83
Public Purpose Program Charges				160.14
Other Charges				
Current Amount Due			\$	3,172.55

(E) The Energy Charges reflect the amount included in your rate for recovery of energy procurement and generation costs. Effective September 20, 2001, your ability to enter into new contracts or arrangements to purchase electricity from another supplier was suspended by the California Public Utilities Commission.

(D) These charges are being collected by Southern California Edison as an agent for the Department of Water Resources (DWR) for that portion of energy DWR procured.

Electricity Usage

Meter Number	Dates and Readings		Usage		
	From	To			
ACTUAL READ 3412M-000020	06/04/02	07/03/02	29,182 kWh		
Demand Date	Demand From	Time To	Season	Peak	Demand
07/02/02	17:45	18:00	Summer	On Peak	62 kW
06/17/02	09:00	09:15	Summer	Mid Peak	64 kW
06/19/02	07:45	08:00	Summer	Off Peak	63 kW

Customer and Service Address
JOSE MARITORENA INCORPORATED
 51320 150TH ST W
 ROSAMOND CA 93560

Date Bill Prepared
 July 10, 2002
 Next Meter Read on or about
 Aug 02, 2002

Your Customer Account Number
2-22-302-2054

24-hr. Customer Service
1 (800) 896-1245

Service Account 3-018-2023-06
 Rotating Outage Group A047
 Rate Schedule TOU-PA-7B

*Bar
well*

Summary Service / Billing Period - 06/04/02 to 07/03/02 (29 days) - Summer Season

Facilities Rel Demand	132 kW	x \$1.95000	\$	257.40
Summer On Peak	130 kW	x \$6.10000		793.00
Demand Charge Total				\$ 1,050.40
Summer On Peak	15,828 kWh	x \$0.14403		2,279.71
Summer Mid Peak	22,783 kWh	x \$0.07820		1,781.63
Summer Off Peak	39,110 kWh	x \$0.06931		2,710.71
Current Energy Bill				\$ 6,772.05
Customer Charge				27.60
Current Billing Detail Subtotal				\$ 7,850.05
Los Angeles Co UUT	\$ 7,850.05	x 5.00000%		392.50
State Tax	77,721 kWh	x \$0.00020		15.54
Current Charges For This Account				\$ 8,258.09

\$ 271.23 is your daily average cost this period excluding Utility User Tax (UUT)
 Service Voltage : 480 Volts
 Billing Horsepower : 150.0 HP
 Of your total charges, Franchise Fees represent : \$63.48
 Average Energy Charge during this period is : 8.11 cents/kWh

Detail

Energy Charges (E):				
DWR Energy (D)	15,673 kWh	x \$0.09706	\$	1,521.22
Procured Energy				4,780.62
Transmission Charges				61.12
Distribution Charges				1,247.71
Nuclear Decommissioning Charges				33.42
Public Purpose Program Charges				196.63
Other Charges				417.37
Current Amount Due				\$ 8,258.09

(E) The Energy Charges reflect the amount included in your rate for recovery of energy procurement and generation costs. Effective September 20, 2001, your ability to enter into new contracts or arrangements to purchase electricity from another supplier was suspended by the California Public Utilities Commission.

(D) These charges are being collected by Southern California Edison as an agent for the Department of Water Resources (DWR) for that portion of energy DWR procured.

Electricity Usage

Meter Number	Dates and Readings		Usage		
	From	To			
ACTUAL READ P831W-000034	06/04/02	07/03/02	77,721 kWh		
Demand Date	Demand From	Time To	Season	Peak	Demand
07/02/02	17:45	18:00	Summer	On Peak	130 kW
06/07/02	08:00	08:15	Summer	Mid Peak	132 kW
06/11/02	07:00	07:15	Summer	Off Peak	132 kW

Customer and Service Address
JOSE MARITORENA INCORPORATED
 51251 140TH ST W
 ROSAMOND CA 93560

Date Bill Prepared
 July 10, 2002
 Next Meter Read on or about
 Aug 02, 2002

Your Customer Account Number
2-22-302-2054

Service Account 3-018-2031-52
 Rotating Outage Group A047

Rate Schedule TOU-PA-7B

yard well

24-hr. Customer Service
1 (800) 896-1245

Summary Service / Billing Period - 06/04/02 to 07/03/02 (29 days) - Summer Season

Facilities Rel Demand	131 kW	x \$1.95000	\$	255.45
Summer On Peak	129 kW	x \$6.10000		786.90
Demand Charge Total				\$ 1,042.35
Summer On Peak	15,909 kWh	x \$0.14403		2,291.37
Summer Mid Peak	20,214 kWh	x \$0.07820		1,580.73
Summer Off Peak	36,145 kWh	x \$0.06931		2,505.21
Current Energy Bill				\$ 6,377.31
Customer Charge				27.60
Current Billing Detail Subtotal				\$ 7,447.26
Los Angeles Co UUT	\$ 7,447.26	x 5.00000%		372.36
State Tax	72,268 kWh	x \$0.00020		14.45
Current Charges For This Account				\$ 7,834.07

\$ 257.30 is your daily average cost this period excluding Utility User Tax (UUT)
 Service Voltage : 480 Volts
 Billing Horsepower : 140.0 HP
 Of your total charges, Franchise Fees represent : \$60.23
 Average Energy Charge during this period is : 8.22 cents/kWh

Detail

Energy Charges (E):				
DWR Energy (D)	14,574 kWh	x \$0.09706	\$	1,414.55
Procured Energy				4,525.52
Transmission Charges				64.65
Distribution Charges				1,219.95
Nuclear Decommissioning Charges				31.08
Public Purpose Program Charges				182.84
Other Charges				395.48
Current Amount Due				\$ 7,834.07


(E) The Energy Charges reflect the amount included in your rate for recovery of energy procurement and generation costs. Effective September 20, 2001, your ability to enter into new contracts or arrangements to purchase electricity from another supplier was suspended by the California Public Utilities Commission.

(D) These charges are being collected by Southern California Edison as an agent for the Department of Water Resources (DWR) for that portion of energy DWR procured.

Electricity Usage



Meter Number	Dates and Readings		Usage		
	From	To			
ACTUAL READ P831W-000048	06/04/02	07/03/02	72,268 kWh		
Demand Date	Demand From	Time To	Season	Peak	Demand
06/13/02	16:00	16:15	Summer	On Peak	129 kW
06/17/02	08:00	08:15	Summer	Mid Peak	130 kW
06/17/02	02:45	03:00	Summer	Off Peak	131 kW



Southern California Edison Company
An EDISON INTERNATIONAL Company
P.O. Box 600, Rosemead, CA 91771-0001

Customer and Mailing Address
JOSE MARITORENA INCORPORATED
300 E PANAMA RD
BAKERSFIELD CA 93307

Date Bill Prepared
Aug 08, 2002

Your Customer Account Number
2-22-302-2054
24-hr. Customer Service
1 (800) 896-1245

Bis sho

Page 1 of 5



Update Amount of Previous Statement 07/10/02 \$23,130.26
Payment received 07/25/02 - Thank you \$ (23,130.26)
Account Balance..... \$ 0.00



Summary Of Billing Detail	Service Account	Rate Schedule	Service Address	Current Charges
	3-018-2022-56 <i>To be billed at a later date</i>	TOU-PA-7B	14551 W AVENUE B LANCASTR, CA	\$ N/A
	3-018-2023-06 <i>To be billed at a later date</i>	TOU-PA-7B	51320 150TH ST W ROSAMOND, CA	N/A
	3-018-2023-67 <i>Current charges for the period of: 07/03/02-08/02/02</i>	DOMESTIC	51249 140TH ST W ROSAMOND, CA	1.57
	3-018-2031-52 <i>Current charges for the period of: 07/03/02-08/02/02</i>	TOU-PA-7B	51251 140TH ST W ROSAMOND, CA	7,427.85
Current amount must be paid by 08/27/02				\$ 7,429.42




Message Reminder - A late payment charge of 0.9% will be applied to the total unpaid balance on your account if full payment is not received by the due date on this bill. For designated State agencies, the late payment charge will be applied in accordance with SCE tariffs.

*Pd 8-18-02
3804*

(14-574)

- Please detach stub below and return with your payment -

June IV, 1996 frozen rates. The TTA reflects the costs of these bonds, which are less expensive than the type of financing the utilities previously employed. The TTA does not offset this 10% rate reduction, nor does it increase the total amount you otherwise would have paid.



Meter Number	Dates and Readings From	To	Usage
ACTUAL READ 8Z-088598	07/03/02 00823	08/02/02 00825	2 kWh

Customer and Service Address
 MARITORENA INCORPORATED
 51251 140TH ST W
 ROSAMOND CA 93560

Date Bill Prepared
 Aug 08, 2002
 Next Meter Read on or about
 Sept 03, 2002

Your Customer Account Number
2-22-302-2054

24-hr. Customer Service
1 (800) 896-1245

Service Account 3-018-2031-52
 Rotating Outage Group A047
 Rate Schedule TOU-PA-7B

paid well



Summary Service / Billing Period - 07/03/02 to 08/02/02 (30 days) - Summer Season

Facilities Rel Demand	131 kW	× \$1.95000	\$	255.45
Summer On Peak	129 kW	× \$6.10000		786.90
Demand Charge Total			\$	1,042.35
Summer On Peak	15,115 kWh	× \$0.14403		2,177.01
Summer Mid Peak	19,370 kWh	× \$0.07820		1,514.73
Summer Off Peak	33,178 kWh	× \$0.06931		2,299.57
Current Energy Bill			\$	5,991.31
Customer Charge				27.60
Current Billing Detail Subtotal			\$	7,061.26
Los Angeles Co UUT	\$ 7,061.26	× 5.00000%		353.06
State Tax	67,663 kWh	× \$0.00020		13.53
Current Charges For This Account			\$	7,427.85

\$ 235.83 is your daily average cost this period excluding Utility User Tax (UUT)
 Service Voltage : 480 Volts
 Billing Horsepower : 140.0 HP
 Of your total charges, Franchise Fees represent : \$57.10
 Average Energy Charge during this period is : 8.25 cents/kWh

Detail

Energy Charges (E):				
DWR Energy (D)	14,832 kWh	× \$0.09706	\$	1,439.59
Procured Energy				4,142.35
Transmission Charges				68.42
Distribution Charges				1,202.49
Nuclear Decommissioning Charges				29.10
Public Purpose Program Charges				171.19
Other Charges				374.71
Current Amount Due			\$	7,427.85

- (E) The Energy Charges reflect the amount included in your rate for recovery of energy procurement and generation costs. Effective September 20, 2001, your ability to enter into new contracts or arrangements to purchase electricity from another supplier was suspended by the California Public Utilities Commission.
- (D) These charges are being collected by Southern California Edison as an agent for the Department of Water Resources (DWR) for that portion of energy DWR procured.

Electricity Usage



Meter Number	Dates and Readings		Usage
	From	To	
ACTUAL READ P831W-000048	07/03/02	08/02/02	67,663 kWh
Demand Date	Demand From	Time To	Season Peak Demand
07/22/02	12:45	13:00	Summer On Peak 129 kW
07/22/02	08:00	08:15	Summer Mid Peak 131 kW
07/15/02	03:30	03:45	Summer Off Peak 131 kW



Southern California Edison Company
An EDISON INTERNATIONAL Company
P.O. Box 600, Rosemead, CA 91771-0001

Customer and Mailing Address
JOSE MARITORENA INCORPORATED
300 E PANAMA RD
BAKERSFIELD CA 93307

Date Bill Prepared
Sept 07, 2002

Bio Sho

Your Customer Account Number
2-22-302-2054
24-hr. Customer Service
1 (800) 896-1245

Page 1 of 11



Update

Amount of Previous Statement 08/08/02 \$7,429.42
Payment received 08/21/02 - Thank you \$ (7,429.42)
Account Balance..... \$ **0.00**



Summary
Of
Billing
Detail

Service Account	Rate Schedule	Service Address	Current Charges
3-018-2022-56 <i>Current charges for the period of: 07/03/02-08/02/02</i>	TOU-PA-7B	14551 W AVENUE B LANCASTR, CA	\$ 3,634.58
3-018-2023-06 <i>Current charges for the period of: 07/03/02-08/02/02</i>	TOU-PA-7B	51320 150TH ST W ROSAMOND, CA	7,931.72
3-018-2023-06 <i>Current charges for the period of: 08/02/02-09/03/02</i>	TOU-PA-7B	51320 150TH ST W ROSAMOND, CA	8,316.01
3-018-2023-67 <i>Current charges for the period of: 08/02/02-09/03/02</i>	DOMESTIC	51249 140TH ST W ROSAMOND, CA	1.62
3-018-2031-52 <i>Current charges for the period of: 08/02/02-09/03/02</i>	TOU-PA-7B	51251 140TH ST W ROSAMOND, CA	6,984.80
Current amount must be paid by 09/26/02			\$ 26,868.73




Message

Reminder - A late payment charge of 0.9% will be applied to the total unpaid balance on your account if full payment is not received by the due date on this bill. For designated State agencies, the late payment charge will be applied in accordance with SCE tariffs.

*Pd 9-18-02
#3849*

(14-574)

- Please detach stub below and return with your payment -



Meter Number	Dates and Readings		Usage		
	From	To			
ACTUAL READ 3412M-000020	07/03/02	08/02/02	33,577 kWh		
Demand Date	Demand From	Time To	Season	Peak	Demand
07/09/02	15:45	16:00	Summer	On Peak	63 kW
07/08/02	08:45	09:00	Summer	Mid Peak	65 kW
07/03/02	07:45	08:00	Summer	Off Peak	64 kW

0-628-3061
 100-843-8343
 800-843-7155
 327-3031
 2022-51
 charges
 of
 02-02
 02-06 TO
 02-06
 TOU-PA
 DOMESTIC
 7B
 paid by
 of 0.9%
 when is no
 the late p

Customer and Service Address
SE MARITORENA INCORPORATED
 14551 W AVENUE B
 LANCASTER CA 93534

Date Bill Prepared
 Sept 07, 2002
 Next Meter Read on or about
 Oct 02, 2002

Your Customer Account Number
2-22-302-2054
 24-hr. Customer Service
1 (800) 896-1245

Service Account Rotating Outage Rate Schedule
3-018-2022-56 Group A047 TOU-PA-7B

*ave B
 well*

Summary Service / Billing Period - 07/03/02 to 08/02/02 (30 days) - Summer Season

Facilities Rel Demand	65 kW	x \$1.95000	\$	126.75
Summer On Peak	63 kW	x \$6.10000		384.30
Demand Charge Total			\$	511.05
Summer On Peak	6,692 kWh	x \$0.14403		963.85
Summer Mid Peak	10,034 kWh	x \$0.07820		784.66
Summer Off Peak	16,851 kWh	x \$0.06931		1,167.94
Current Energy Bill			\$	2,916.45
Customer Charge				27.60
Current Billing Detail Subtotal			\$	3,455.10
Los Angeles Co UUT	\$ 3,455.10	x 5.00000%		172.76
State Tax	33,577 kWh	x \$0.00020		6.72
Current Charges For This Account			\$	3,634.58

\$ 115.39 is your daily average cost this period excluding Utility User Tax (UUT)
 Service Voltage : 480 Volts
 Billing Horsepower : 145.0 HP
 Of your total charges, Franchise Fees represent : \$27.94
 Average Energy Charge during this period is : 8.08 cents/kWh

Detail

Energy Charges (E):				
DWR Energy (D)	7,360 kWh	x \$0.09706	\$	714.36
Procured Energy				1,998.95
Transmission Charges				33.00
Distribution Charges				605.37
Nuclear Decommissioning Charges				14.44
Public Purpose Program Charges				84.95
Other Charges				183.51
Current Amount Due			\$	3,634.58

- (E) The Energy Charges reflect the amount included in your rate for recovery of energy procurement and generation costs. Effective September 20, 2001, your ability to enter into new contracts or arrangements to purchase electricity from another supplier was suspended by the California Public Utilities Commission.
- (D) These charges are being collected by Southern California Edison as an agent for the Department of Water Resources (DWR) for that portion of energy DWR procured.

Electricity



Usage

Meter Number	Dates and Readings		Usage
	From	To	
ACTUAL READ 3412M-000020	07/03/02	08/02/02	33,577 kWh
Demand Date	Demand From	Time To	Season Peak Demand
07/09/02	15:45	16:00	Summer On Peak 63 kW
07/08/02	08:45	09:00	Summer Mid Peak 65 kW
07/03/02	07:45	08:00	Summer Off Peak 64 kW

Customer and Service Address
SE MARITORENA INCORPORATED
 51320 150TH ST W
 ROSAMOND CA 93560

Date Bill Prepared
 Sept 07, 2002
 Next Meter Read on or about
 Oct 02, 2002

Your Customer Account Number
2-22-302-2054

24-hr. Customer Service
1 (800) 896-1245

Service Account Rotating Outage Rate Schedule
3-018-2023-06 Group A047 TOU-PA-7B

*Barry
well*

Summary Service / Billing Period - 07/03/02 to 08/02/02 (30 days) - Summer Season



Facilities Rel Demand	132 kW	x \$1.95000	\$	257.40
Summer On Peak	127 kW	x \$6.10000		774.70
Demand Charge Total				\$ 1,032.10
Summer On Peak	14,799 kWh	x \$0.14403		2,131.50
Summer Mid Peak	22,011 kWh	x \$0.07820		1,721.26
Summer Off Peak	37,907 kWh	x \$0.06931		2,627.33
Current Energy Bill				\$ 6,480.09
Customer Charge				27.60
Current Billing Detail Subtotal				\$ 7,539.79
Los Angeles Co UUT	\$ 7,539.79	x 5.00000%		376.99
State Tax	74,717 kWh	x \$0.00020		14.94

Current Charges For This Account \$ **7,931.72**

\$ 251.82 is your daily average cost this period excluding Utility User Tax (UUT)
 Service Voltage : 480 Volts
 Billing Horsepower : 150.0 HP
 Of your total charges, Franchise Fees represent : \$60.97
 Average Energy Charge during this period is : 8.07 cents/kWh

Detail

Energy Charges (E):				
DWR Energy (D)	16,379 kWh	x \$0.09706	\$	1,589.75
Procured Energy				4,438.30
Transmission Charges				60.80
Distribution Charges				1,220.81
Nuclear Decommissioning Charges				32.13
Public Purpose Program Charges				189.03
Other Charges				400.90
Current Amount Due				\$ 7,931.72

- (E) The Energy Charges reflect the amount included in your rate for recovery of energy procurement and generation costs. Effective September 20, 2001, your ability to enter into new contracts or arrangements to purchase electricity from another supplier was suspended by the California Public Utilities Commission.
- (D) These charges are being collected by Southern California Edison as an agent for the Department of Water Resources (DWR) for that portion of energy DWR procured.

Electricity Usage

Meter Number	Dates and Readings		Usage		
	From	To			
ACTUAL READ P831W-000034	07/03/02	08/02/02	74,717 kWh		
Demand Date	Demand From	Time To	Season	Peak	Demand
07/12/02	12:30	12:45	Summer	On Peak	127 kW
07/16/02	08:45	09:00	Summer	Mid Peak	132 kW
07/15/02	03:30	03:45	Summer	Off Peak	132 kW

Customer and Service Address
 SE MARITORENA INCORPORATED
 51320 150TH ST W
 ROSAMOND CA 93560

Date Bill Prepared
 Sept 07, 2002
 Next Meter Read on or about
 Oct 02, 2002

Your Customer Account Number
2-22-302-2054
 24-hr. Customer Service
1 (800) 896-1245

Service Account 3-018-2023-06
 Rotating Outage Group A047
 Rate Schedule TOU-PA-7B

*Bar
well*

Summary Service / Billing Period - 08/02/02 to 09/03/02 (32 days) - Summer Season

Facilities Rel Demand	131 kW	x \$1.95000	x 30/32 days	\$	239.48
Facilities Rel Demand	131 kW	x \$2.54000	x 2/32 days		20.80
Summer On Peak	126 kW	x \$6.10000	x 30/32 days		720.56
Summer On Peak	126 kW	x \$5.17000	x 2/32 days		40.71
Demand Charge Total				\$	1,021.55
Summer On Peak	14,269 kWh	x \$0.14403			2,055.16
Summer On Peak	951 kWh	x \$0.14262			135.63
Summer Mid Peak	20,668 kWh	x \$0.07820			1,616.24
Summer Mid Peak	1,378 kWh	x \$0.07746			106.74
Summer Off Peak	39,816 kWh	x \$0.06931			2,759.65
Summer Off Peak	2,654 kWh	x \$0.06867			182.25
Current Energy Bill				\$	6,855.67
Customer Charge					27.60
Current Billing Detail Subtotal				\$	7,904.82
Los Angeles Co UUT	\$ 7,904.82	x 5.00000%			395.24
State Tax	79,736 kWh	x \$0.00020			15.95
Current Charges For This Account				\$	8,316.01

\$ 247.52 is your daily average cost this period excluding Utility User Tax (UUT)
 Service Voltage : 480 Volts
 Billing Horsepower : 150.0 HP
 Of your total charges, Franchise Fees represent : \$63.93
 Average Energy Charge during this period is : 10.35 cents/kWh

Detail

Procured Energy(E)(D)	\$	6,373.37
Transmission Charges		53.13
Distribution Charges		1,232.73
Nuclear Decommissioning Charges		34.29
Public Purpose Program Charges		201.73
Other Charges		420.76
Current Amount Due	\$	8,316.01

- (E) The Procured Energy Charges reflect the amount included in your rate for recovery of energy procurement and generation costs. Effective September 20, 2001, your ability to enter into new contracts or arrangements to purchase electricity from another supplier was suspended by the California Public Utilities Commission.
- (D) These charges include Procured Energy Charges for that portion of your energy usage provided by the Department of Water Resources (DWR) and are being collected by Southern California Edison as an agent for the DWR. DWR is collecting 9.706 cents per kilowatt-hour (kWh) for each kWh it provides.

Electricity Usage

Meter Number	Dates and Readings		Usage		
	From	To			
ACTUAL READ P831W-000034	08/02/02	09/03/02	79,736 kWh		
Demand Date	Demand From	Time To	Season	Peak	Demand
08/05/02	13:30	13:45	Summer	On Peak	126 kW

SON

An EDISON INTERNATIONAL Company
P.O. Box 600, Rosemead, CA 91771-0001

Customer and Service Address
JOSE MARITORENA INCORPORATED
 51251 140TH ST W
 ROSAMOND CA 93560

Date Bill Prepared
 Sept 07, 2002
 Next Meter Read on or about
 Oct 02, 2002

Your Customer Account Number
2-22-302-2054
 24-hr. Customer Service
1 (800) 896-1245

Service Account Rotating Outage
3-018-2031-52 Group A047

Rate Schedule
 TOU-PA-7B

paid well

Summary Service / Billing Period - 08/02/02 to 09/03/02 (32 days) - Summer Season



Facilities Rel Demand	131 kW	x \$1.95000	x 30/32 days	\$	239.48
Facilities Rel Demand	131 kW	x \$2.54000	x 2/32 days		20.80
Summer On Peak	128 kW	x \$6.10000	x 30/32 days		732.00
Summer On Peak	128 kW	x \$5.17000	x 2/32 days		41.36
Demand Charge Total				\$	1,033.64
Summer On Peak	13,343 kWh	x \$0.14403			1,921.79
Summer On Peak	890 kWh	x \$0.14262			126.93
Summer Mid Peak	15,704 kWh	x \$0.07820			1,228.05
Summer Mid Peak	1,047 kWh	x \$0.07746			81.10
Summer Off Peak	30,060 kWh	x \$0.06931			2,083.46
Summer Off Peak	2,004 kWh	x \$0.06867			137.61
Current Energy Bill				\$	5,578.94
Customer Charge					27.60
Current Billing Detail Subtotal				\$	6,640.18
Los Angeles Co UUT	\$ 6,640.18	x 5.00000%			332.01
State Tax	63,048 kWh	x \$0.00020			12.61
Current Charges For This Account				\$	6,984.80

\$ 207.90 is your daily average cost this period excluding Utility User Tax (UUT)
 Service Voltage : 480 Volts
 Billing Horsepower : 140.0 HP
 Of your total charges, Franchise Fees represent : \$53.70
 Average Energy Charge during this period is : 10.60 cents/kWh

Detail

Procured Energy(E)(D)	\$	5,197.58
Transmission Charges		68.58
Distribution Charges		1,179.83
Nuclear Decommissioning Charges		27.11
Public Purpose Program Charges		159.51
Other Charges		352.19
Current Amount Due		\$ 6,984.80

(E) The Procured Energy Charges reflect the amount included in your rate for recovery of energy procurement and generation costs. Effective September 20, 2001, your ability to enter into new contracts or arrangements to purchase electricity from another supplier was suspended by the California Public Utilities Commission.

(D) These charges include Procured Energy Charges for that portion of your energy usage provided by the Department of Water Resources (DWR) and are being collected by Southern California Edison as an agent for the DWR. DWR is collecting 9.706 cents per kilowatt-hour (kWh) for each kWh it provides.

Electricity Usage



Meter Number	Dates and Readings		Usage		
	From	To			
ACTUAL READ P831W-000048	08/02/02	09/03/02	63,048 kWh		
Demand Date	Demand From	Time To	Season	Peak	Demand
08/13/02	16:15	16:30	Summer	On Peak	128 kW

SOUTHERN CALIFORNIA EDISON
 Customer and Mailing Address
JOSE MARITORENA INCORPORATED
 300 E PANAMA RD
 BAKERSFIELD CA 93307

Southern California Edison Company
 An EDISON INTERNATIONAL® Company
 P.O. Box 600, Rosemead, CA 91771-0001

Date Bill Prepared
 Oct 08, 2002

Big Yho

Your Customer Account Number
2-22-302-2054
 24-hr. Customer Service
1 (800) 896-1245

Page 1 of 5



Update Amount of Previous Statement 09/07/02 \$26,868.73
 Payment received 09/23/02 - Thank you \$ (26,868.73)
 Account Balance \$ **0.00**



Summary Of Billing Detail	Service Account	Rate Schedule	Service Address	Current Charges
	3-018-2022-56 Current charges for the period of: 08/02/02-09/03/02	TOU-PA-7B	14551 W AVENUE B LANCASTR, CA	\$ 3,815.87
	3-018-2023-06 To be billed at a later date	TOU-PA-7B	51320 150TH ST W ROSAMOND, CA	N/A
	3-018-2023-67 Current charges for the period of: 09/03/02-10/02/02	DOMESTIC	51249 140TH ST W ROSAMOND, CA	2.74
	3-018-2031-52 To be billed at a later date	TOU-PA-7B	51251 140TH ST W ROSAMOND, CA	N/A
Current amount must be paid by 10/28/02				\$ 3,818.61



Message Reminder - A late payment charge of 0.9% will be applied to the total unpaid balance on your account if full payment is not received by the due date on this bill. For designated State agencies, the late payment charge will be applied in accordance with SCE tariffs.

VOLUNTARY RENEWABLE ENERGY CONTRIBUTIONS
 California air quality can use your help. Look inside the enclosed Customer Connection for information about the Voluntary Renewables Contribution Program.

*Pd 10/15/02
 #3888*

(14-574)

- Please detach stub below and return with your payment -
 DWR. DWR is collecting 9.706 cents per kilowatt-hour (kWh) for each kWh it provides.

Electricity Usage

Meter Number	Dates and Readings From	To	Usage		
ACTUAL READ 3412M-000020	08/02/02	09/03/02 ✓	36,287 kWh ✓		
Demand Date	Demand From	Time To	Season	Peak	Demand
08/23/02	12:30	12:45	Summer	On Peak	62 kW

Customer and Service Address
SE MARITORENA INCORPORATED
 14551 W AVENUE B
 LANCASTER CA 93534

Date Bill Prepared
 Oct 08, 2002
 Next Meter Read on or about
 Nov 01, 2002

Your Customer Account Number
2-22-302-2054

24-hr. Customer Service
1 (800) 896-1245

Service Account
3-018-2022-56

Rotating Outage
 Group A047

Rate Schedule
 TOU-PA-7B

*ave
B well*

Summary Service / Billing Period - 08/02/02 to 09/03/02 (32 days) - Summer Season



Facilities Rel Demand	63 kW	x \$1.95000	x 30/32 days	\$ 115.17
Facilities Rel Demand	63 kW	x \$2.54000	x 2/32 days	10.00
Summer On Peak	62 kW	x \$6.10000	x 30/32 days	354.56
Summer On Peak	62 kW	x \$5.17000	x 2/32 days	20.03
Demand Charge Total				\$ 499.76
Summer On Peak	6,308 kWh	x \$0.14403		908.54
Summer On Peak	420 kWh	x \$0.14262		59.90
Summer Mid Peak	8,854 kWh	x \$0.07820		692.38
Summer Mid Peak	590 kWh	x \$0.07746		45.70
Summer Off Peak	18,858 kWh	x \$0.06931		1,307.05
Summer Off Peak	1,257 kWh	x \$0.06867		86.32
Current Energy Bill				\$ 3,099.89
Customer Charge				27.60
Current Billing Detail Subtotal				\$ 3,627.25
Los Angeles Co UUT	\$ 3,627.25 x 5.00000%			181.36
State Tax	36,287 kWh x \$0.00020			7.26
Current Charges For This Account				\$ 3,815.87

\$ 113.58 is your daily average cost this period excluding Utility User Tax (UUT)
 Service Voltage : 480 Volts
 Billing Horsepower : 145.0 HP
 Of your total charges, Franchise Fees represent : \$29.33
 Average Energy Charge during this period is : 10.30 cents/kWh

Detail


Procured Energy(E)(D)	\$ 2,880.39
Transmission Charges	28.47
Distribution Charges	606.63
Nuclear Decommissioning Charges	15.60
Public Purpose Program Charges	91.81
Other Charges	192.97
Current Amount Due	\$ 3,815.87

- (E) The Procured Energy Charges reflect the amount included in your rate for recovery of energy procurement and generation costs. Effective September 20, 2001, your ability to enter into new contracts or arrangements to purchase electricity from another supplier was suspended by the California Public Utilities Commission.
- (D) These charges include Procured Energy Charges for that portion of your energy usage provided by the Department of Water Resources (DWR) and are being collected by Southern California Edison as an agent for the DWR. DWR is collecting 9.706 cents per kilowatt-hour (kWh) for each kWh it provides.

Electricity Usage



Meter Number	Dates and Readings		Usage		
	From	To			
ACTUAL READ 3412M-000020	08/02/02	09/03/02 ✓	36,287 kWh ✓		
Demand Date	Demand From	Time To	Season	Peak	Demand
08/23/02	12:30	12:45	Summer	On Peak	62 kW



Southern California Edison Company
 An EDISON INTERNATIONAL[®] Company
 P.O. Box 800, Rosemead, CA 91771-0001

Customer and Mailing Address
 JOSE MARITORENA INCORPORATED
 300 E PANAMA RD
 BAKERSFIELD CA 93307

Date Bill Prepared
 Nov 07, 2002

Bo Ho

Your Customer Account Number
2-22-302-2054
 24-hr. Customer Service
1 (800) 896-1245

Page 1 of 9



Update Amount of Previous Statement 10/08/02 \$3,818.61
 Payment received 10/18/02 - Thank-you \$ (3,818.61)
 Account Balance \$ **0.00**



Summary Of Billing Detail	Service Account	Rate Schedule	Service Address	Current Charges
	3-018-2022-56	TOU-PA-7B	14551 W AVENUE B LANCASTR, CA	\$ 2,572.15
	<i>Current charges for the period of:</i>			
	09/03/02-10/02/02			
	3-018-2023-06	TOU-PA-7B	51320 150TH ST W ROSAMOND, CA	6,898.43
	<i>Current charges for the period of:</i>			
	09/03/02-10/02/02			
	3-018-2023-67	DOMESTIC	51249 140TH ST W ROSAMOND, CA	10.52
	<i>Current charges for the period of:</i>			
	10/02/02-11/01/02			
	3-018-2031-52	TOU-PA-7B	51251 140TH ST W ROSAMOND, CA	6,822.74
	<i>Current charges for the period of:</i>			
	09/03/02-10/02/02			
Current amount must be paid by 11/26/02				\$ 16,303.84




Message Reminder - A late payment charge of 0.9% will be applied to the total unpaid balance on your account if full payment is not received by the due date on this bill. For designated State agencies, the late payment charge will be applied in accordance with SCE tariffs.

*Pd 11-20-02
 # 3934*

(14-574)

- Please detach stub below and return with your payment -



Meter Number	Dates and Readings		Usage		
	From	To			
ACTUAL READ 3412M-000020	09/03/02	10/02/02 ✓	22,488 kWh ✓		
Demand Date	Demand From	Time To	Season	Peak	Demand
09/27/02	12:45	13:00	Summer	On Peak	65 kW
09/30/02	10:30	10:45	Summer	Mid Peak	64 kW
09/28/02	10:45	11:00	Summer	Off Peak	64 kW

Customer and Service Address
 JOSE MARITORENA INCORPORATED
 14551 W AVENUE B
 LANCASTER CA 93534

Date Bill Prepared
 Nov 07, 2002
 Next Meter Read on or about
 Dec 04, 2002

Your Customer Account Number
2-22-302-2054

24-hr. Customer Service
1 (800) 896-1245

Service Account 3-018-2022-56
 Rotating Outage Group A047
 Rate Schedule TOU-PA-7B

*Ave
B. well*

Summary Service / Billing Period - 09/03/02 to 10/02/02 (29 days) - Summer Season

Facilities Rel Demand	65 kW	x \$2.54000	\$	165.10
Summer On Peak	65 kW	x \$5.17000		336.05
Demand Charge Total			\$	501.15
Summer On Peak	4,341 kWh	x \$0.14262		619.11
Summer Mid Peak	5,843 kWh	x \$0.07746		452.60
Summer Off Peak	12,304 kWh	x \$0.06867		844.92
Current Energy Bill			\$	1,916.63
Customer Charge				27.60
Current Billing Detail Subtotal			\$	2,445.38
Los Angeles Co UUT	\$ 2,445.38	x 5.00000%		122.27
State Tax	22,488 kWh	x \$0.00020		4.50
Current Charges For This Account			\$	2,572.15

\$ 84.48 is your daily average cost this period excluding Utility User Tax (UUT)
 Service Voltage : 480 Volts
 Billing Horsepower : 145.0 HP
 Of your total charges, Franchise Fees represent : \$19.78
 Average Energy Charge during this period is : 10.49 cents/kWh

Detail

Procured Energy(E)(D)	\$	1,781.04
Transmission Charges		21.41
Distribution Charges		573.67
Nuclear Decommissioning Charges		9.67
Public Purpose Program Charges		56.89
Other Charges		129.47
Current Amount Due	\$	2,572.15

(E) The Procured Energy Charges reflect the amount included in your rate for recovery of energy procurement and generation costs. Effective September 20, 2001, your ability to enter into new contracts or arrangements to purchase electricity from another supplier was suspended by the California Public Utilities Commission.

(D) These charges include Procured Energy Charges for that portion of your energy usage provided by the Department of Water Resources (DWR) and are being collected by Southern California Edison as an agent for the DWR. DWR is collecting 9.706 cents per kilowatt-hour (kWh) for each kWh it provides.

Electricity Usage

Meter Number	Dates and Readings		Usage		
	From	To			
ACTUAL READ 3412M-000020	09/03/02	10/02/02	22,488 kWh		
Demand Date	Demand From	Time To	Season	Peak	Demand
09/27/02	12:45	13:00	Summer	On Peak	65 kW
09/30/02	10:30	10:45	Summer	Mid Peak	64 kW
09/28/02	10:45	11:00	Summer	Off Peak	64 kW

Customer and Service Address
 JOSE MARITORENA INCORPORATED
 11320 150TH ST W
 ROSAMOND CA 93560

Date Bill Prepared
 Nov 07, 2002
 Next Meter Read on or about
 Dec 04, 2002

Your Customer Account Number
2-22-302-2054
 24-hr. Customer Service
1 (800) 896-1245

Service Account 3-018-2023-06 Rotating Outage Group A047 Rate Schedule TOU-PA-7B

Bar well

Summary Service / Billing Period - 09/03/02 to 10/02/02 (29 days) - Summer Season



Facilities Rel Demand	130 kW	x \$2.54000	\$	330.20
Summer On Peak	126 kW	x \$5.17000		651.42
Demand Charge Total			\$	981.62
Summer On Peak	13,600 kWh	x \$0.14262		1,939.63
Summer Mid Peak	18,255 kWh	x \$0.07746		1,414.03
Summer Off Peak	31,963 kWh	x \$0.06867		2,194.90
Current Energy Bill			\$	5,548.56
Customer Charge				27.60
Current Billing Detail Subtotal			\$	6,557.78
Los Angeles Co UUT	\$ 6,557.78	x 5.00000%		327.89
State Tax	63,818 kWh	x \$0.00020		12.76
Current Charges For This Account			\$	6,898.43

\$ 226.57 is your daily average cost this period excluding Utility User Tax (UUT)
 Service Voltage : 480 Volts
 Billing Horsepower : 150.0 HP
 Of your total charges, Franchise Fees represent : \$53.03
 Average Energy Charge during this period is : 10.66 cents/kWh

Detail

Procured Energy(E)(D)	\$	5,163.74
Transmission Charges		26.99
Distribution Charges		1,170.49
Nuclear Decommissioning Charges		27.44
Public Purpose Program Charges		161.46
Other Charges		348.31
Current Amount Due		\$ 6,898.43

(E) The Procured Energy Charges reflect the amount included in your rate for recovery of energy procurement and generation costs. Effective September 20, 2001, your ability to enter into new contracts or arrangements to purchase electricity from another supplier was suspended by the California Public Utilities Commission.

(D) These charges include Procured Energy Charges for that portion of your energy usage provided by the Department of Water Resources (DWR) and are being collected by Southern California Edison as an agent for the DWR. DWR is collecting 9.706 cents per kilowatt-hour (kWh) for each kWh it provides.

Electricity Usage

Meter Number	Dates and Readings		Usage
	From	To	
ACTUAL READ P831W-000034	09/03/02	10/02/02	63,818 kWh
Demand Date	Demand From	Time To	Season Peak Demand
09/09/02	13:30	13:45	Summer On Peak 126 kW
09/09/02	10:00	10:15	Summer Mid Peak 130 kW
09/06/02	07:00	07:15	Summer Off Peak 130 kW



Southern California Edison Company
 An EDISON INTERNATIONAL® Company
 P.O. Box 600, Rosemead, CA 91771-0001

Customer and Service Address
 CARITORENA INCORPORATED
 40TH ST W
 TONONDAWANG CA 93560

Date Bill Prepared
 Nov 07, 2002
 Next Meter Read on or about
 Dec 04, 2002

Your Customer Account Number
2-22-302-2054
 24-hr. Customer Service
1 (800) 896-1245

Account -2031-52 Rotating Outage Group A047 Rate Schedule TOU-PA-7B

Yard well

Summary Service / Billing Period - 09/03/02 to 10/02/02 (29 days) - Summer Season

Facilities Rel Demand	131 kW	x \$2.54000	\$	332.74
Summer On Peak	129 kW	x \$5.17000		666.93
Demand Charge Total			\$	999.67
Summer On Peak	13,209 kWh	x \$0.14262		1,883.87
Summer Mid Peak	18,254 kWh	x \$0.07746		1,413.95
Summer Off Peak	31,466 kWh	x \$0.06867		2,160.77
Current Energy Bill			\$	5,458.59
Customer Charge				27.60
Current Billing Detail Subtotal			\$	6,485.86
Los Angeles Co UUT	\$ 6,485.86	x 5.00000%		324.29
State Tax	62,929 kWh	x \$0.00020		12.59
Current Charges For This Account			\$	6,822.74

\$ 224.08 is your daily average cost this period excluding Utility User Tax (UUT)
 Service Voltage : 480 Volts
 Billing Horsepower : 140.0 HP
 Of your total charges, Franchise Fees represent : \$52.45
 Average Energy Charge during this period is : 10.64 cents/kWh

Detail

Procured Energy(E)(D)	\$	5,079.12
Transmission Charges		28.37
Distribution Charges		1,184.55
Nuclear Decommissioning Charges		27.06
Public Purpose Program Charges		159.21
Other Charges		344.43
Current Amount Due	\$	6,822.74

- (E) The Procured Energy Charges reflect the amount included in your rate for recovery of energy procurement and generation costs. Effective September 20, 2001, your ability to enter into new contracts or arrangements to purchase electricity from another supplier was suspended by the California Public Utilities Commission.
- (D) These charges include Procured Energy Charges for that portion of your energy usage provided by the Department of Water Resources (DWR) and are being collected by Southern California Edison as an agent for the DWR. DWR is collecting 9.706 cents per kilowatt-hour (kWh) for each kWh it provides.

Electricity Usage

Meter Number	Dates and Readings		Usage		
	From	To			
ACTUAL READ P831W-000048	09/03/02	10/02/02 ✓	62,929 kWh ✓		
Demand Date	Demand From	Time To	Season	Peak	Demand
09/11/02	14:00	14:15	Summer	On Peak	129 kW
10/01/02	11:00	11:15	Summer	Mid Peak	131 kW
09/18/02	06:15	06:30	Summer	Off Peak	131 kW



Southern California Edison Company
An EDISON INTERNATIONAL® Company
P.O. Box 600, Rosemead, CA 91771-0001

Customer and Mailing Address
JOSE MARITORENA INCORPORATED
10 E PANAMA RD
AKERSFIELD CA 93307

Date Bill Prepared
Dec 10, 2002

Pd 12/25/02 # 3976

Your Customer Account Number
2-22-302-2054
24-hr. Customer Service
1 (800) 990-7788

Page 1 of 13

Update Amount of Previous Statement 11/07/02 \$16,303.84
Payment received 11/25/02 - Thank you \$ (16,303.84)
Account Balance..... \$ **0.00**

Summary Of Billing Detail	Service Account	Rate Schedule	Service Address	Current Charges
	3-018-2022-56	TOU-PA-7B	14551 W AVENUE B LANCASTR, CA	\$ 1,489.54
	Current charges for the period of: 10/02/02-11/01/02			
	3-018-2023-06	TOU-PA-7B	51320 150TH ST W ROSAMOND, CA	1,926.55
	Current charges for the period of: 11/01/02-12/04/02			
	3-018-2023-06	TOU-PA-7B	51320 150TH ST W ROSAMOND, CA	3,693.19
	Current charges for the period of: 10/02/02-11/01/02			
	3-018-2023-67	DOMESTIC	51249 140TH ST W ROSAMOND, CA	(10.52) ✓
	Billing Correction for the period of: 10/02/02-11/01/02			
	3-018-2023-67	DOMESTIC	51249 140TH ST W ROSAMOND, CA	1.57
	Current charges for the period of: 10/02/02-11/01/02			
	3-018-2023-67	DOMESTIC	51249 140TH ST W ROSAMOND, CA	2.21
	Current charges for the period of: 11/01/02-12/04/02			
	3-018-2031-52	TOU-PA-7B	51251 140TH ST W ROSAMOND, CA	3,704.01
	Current charges for the period of: 10/02/02-11/01/02			
Current amount must be paid by 12/30/02				\$ 10,806.55

Pd 12/25/02 # 3976

Just for You Message Reminder - A late payment charge of 0.9% will be applied to the total unpaid balance on your account if full payment is not received by the due date on this bill. For designated State agencies, the late payment charge will be applied in accordance with SCE tariffs.

- Please detach stub below and return with your payment -

Electricity Usage	Meter Number	Dates and Readings From	To	Usage		
	ACTUAL READ 3412M-000020	10/02/02	11/01/02 ✓	14,355 kWh ✓		
	Demand Date	Demand From	Time To	Season	Peak	Demand
	10/02/02	12:00	12:15	Summer	On Peak	61 kW
	10/02/02	10:45	11:00	Summer	Mid Peak	64 kW

Customer and Service Address
JOSE MARITORENA INCORPORATED
 14551 W AVENUE B
 LANCASTER CA 93534

Date Bill Prepared
 Dec 10, 2002
 Next Meter Read on or about
 Jan 06, 2003

Your Customer Account Number
2-22-302-2054

24-hr. Customer Service
1 (800) 990-7788

Service Account **3-018-2022-56** Rotating Outage Group **A047** Rate Schedule **TOU-PA-7B**

*ave
Bwell*

Summary Service / Billing Period - 10/02/02 to 11/01/02 (30 days) - Summer/Winter Season

Facilities Rel Demand	64 kW	x \$2.54000	\$	162.56
Summer On Peak	61 kW	x \$5.17000 x 4/30 days		42.05
Demand Charge Total				\$ 204.61
Summer On Peak	722 kWh	x \$0.14262		102.97
Summer Mid Peak	772 kWh	x \$0.07746		59.80
Summer Off Peak	1,770 kWh	x \$0.06867		121.55
Winter Mid Peak	6,091 kWh	x \$0.08616		524.80
Winter Off Peak	5,000 kWh	x \$0.07491		374.55
Current Energy Bill				\$ 1,183.67
Customer Charge				27.60
Current Billing Detail Subtotal				\$ 1,415.88
Los Angeles Co UUT	\$ 1,415.88	x 5.00000%		70.79
State Tax	14,355 kWh	x \$0.00020		2.87
Current Charges For This Account				\$ 1,489.54

\$ 47.29 is your daily average cost this period excluding Utility User Tax (UUT)
 Service Voltage : 480 Volts
 Billing Horsepower : 145.0 HP
 Of your total charges, Franchise Fees represent : \$11.45
 Average Energy Charge during this period is : 12.27 cents/kWh

Detail

Procured Energy(E)(D)	\$	1,097.09
Transmission Charges		27.64
Distribution Charges		246.94
Nuclear Decommissioning Charges		6.17
Public Purpose Program Charges		36.32
Other Charges		75.38
Current Amount Due	\$	1,489.54

- (E) The Procured Energy Charges reflect the amount included in your rate for recovery of energy procurement and generation costs. Effective September 20, 2001, your ability to enter into new contracts or arrangements to purchase electricity from another supplier was suspended by the California Public Utilities Commission.
- (D) These charges include Procured Energy Charges for that portion of your energy usage provided by the Department of Water Resources (DWR) and are being collected by Southern California Edison as an agent for the DWR. DWR is collecting 9.706 cents per kilowatt-hour (kWh) for each kWh it provides.

Electricity Usage

Meter Number	Dates and Readings		Usage
	From	To	
ACTUAL READ 3412M-000020	10/02/02	11/01/02	14,355 kWh
Demand Date	Demand From	Time To	Season Peak Demand
10/02/02	12:00	12:15	Summer On Peak 61 kW
10/02/02	10:45	11:00	Summer Mid Peak 64 kW

Customer and Service Address
 JOSE MARITORENA INCORPORATED
 51320-150TH ST W
 ROSAMOND CA 93560

Bernwell

Date Bill Prepared
 Dec 10, 2002
 Next Meter Read on or about
 Jan 06, 2003

Your Customer Account Number
2-22-302-2054
 24-hr. Customer Service
1 (800) 990-7788

Service Account 3-018-2023-06
 Rotating Outage Group A047
 Rate Schedule TOU-PA-7B

Summary Service / Billing Period - 10/02/02 to 11/01/02 (30 days) - Summer/Winter Season

Facilities Rel Demand	132 kW	x \$2.54000	\$	335.28
Summer On Peak	68 kW	x \$5.17000 x 4/30 days		46.87
Demand Charge Total			\$	382.15
Summer On Peak	1,212 kWh	x \$0.14262		172.86
Summer Mid Peak	1,836 kWh	x \$0.07746		142.22
Summer Off Peak	3,464 kWh	x \$0.06867		237.87
Winter Mid Peak	12,788 kWh	x \$0.08616		1,101.81
Winter Off Peak	19,296 kWh	x \$0.07491		1,445.46
Current Energy Bill			\$	3,100.22
Customer Charge				27.60
Current Billing Detail Subtotal			\$	3,509.97
Los Angeles Co UUT	\$ 3,509.97	x 5.00000%		175.50
State Tax	38,596 kWh	x \$0.00020		7.72
Current Charges For This Account			\$	3,693.19

\$ 117.26 is your daily average cost this period excluding Utility User Tax (UUT)
 Service Voltage : 480 Volts
 Billing Horsepower : 150.0 HP
 Of your total charges, Franchise Fees represent : \$28.39
 Average Energy Charge during this period is : 12.06 cents/kWh

Detail

Procured Energy(E)(D)	\$	2,867.47
Transmission Charges		49.43
Distribution Charges		474.19
Nuclear Decommissioning Charges		16.60
Public Purpose Program Charges		97.65
Other Charges		187.85
Current Amount Due	\$	3,693.19

- (E) The Procured Energy Charges reflect the amount included in your rate for recovery of energy procurement and generation costs. Effective September 20, 2001, your ability to enter into new contracts or arrangements to purchase electricity from another supplier was suspended by the California Public Utilities Commission.
- (D) These charges include Procured Energy Charges for that portion of your energy usage provided by the Department of Water Resources (DWR) and are being collected by Southern California Edison as an agent for the DWR. DWR is collecting 9.706 cents per kilowatt-hour (kWh) for each kWh it provides.

Electricity



Usage

Meter Number	Dates and Readings From	To	Usage
ACTUAL READ P729M-000046	10/02/02	11/01/02	30,356 kWh
ACTUAL READ P729M-000046	10/02/02	11/01/02	0 kWh
ACTUAL READ P831W-000034	10/02/02	11/01/02	8,240 kWh

38,596

Customer and Service Address
JOSE MARITORENA INCORPORATED
 51320 150TH ST W
 ROSAMOND CA 93560

Date Bill Prepared
 Dec 10, 2002
 Next Meter Read on or about
 Jan 06, 2003

Your Customer Account Number
2-22-302-2054

24-hr. Customer Service
1 (800) 990-7788

Service Account **3-018-2023-06** Rotating Outage Group A047 Rate Schedule **TOU-PA-7B**

Ban well

Summary Service / Billing Period - 11/01/02 to 12/04/02 (33 days) - Winter Season

Facilities Rel Demand	132 kW	x \$2.54000	\$	335.28
Demand Charge Total			\$	335.28
Winter Mid Peak	7,026 kWh	x \$0.08616		605.36
Winter Off Peak	11,521 kWh	x \$0.07491		863.04
Current Energy Bill			\$	1,468.40
Customer Charge				27.60
Current Billing Detail Subtotal			\$	1,831.28
Los Angeles Co UUT		\$ 1,831.28 x 5.00000%		91.56
State Tax	18,547 kWh	x \$0.00020		3.71
Current Charges For This Account			\$	1,926.55

\$ 55.61 is your daily average cost this period excluding Utility User Tax (UUT)
 Service Voltage : 480 Volts
 Billing Horsepower : 150.0 HP
 Of your total charges, Franchise Fees represent : \$14.81
 Average Energy Charge during this period is : 7.31 cents/kWh

Detail

Procured Energy(E)(D)	\$	1,356.57
Transmission Charges		66.25
Distribution Charges		351.33
Nuclear Decommissioning Charges		7.98
Public Purpose Program Charges		46.92
Other Charges		97.50
Current Amount Due	\$	1,926.55

- (E) The Procured Energy Charges reflect the amount included in your rate for recovery of energy procurement and generation costs. Effective September 20, 2001, your ability to enter into new contracts or arrangements to purchase electricity from another supplier was suspended by the California Public Utilities Commission.
- (D) These charges include Procured Energy Charges for that portion of your energy usage provided by the Department of Water Resources (DWR) and are being collected by Southern California Edison as an agent for the DWR. DWR is collecting 9.706 cents per kilowatt-hour (kWh) for each kWh it provides.

Electricity



Usage

Meter Number	Dates and Readings		Usage
	From	To	
ACTUAL READ P729M-000046	11/01/02	12/04/02	18,547 kWh
Demand Date	Demand From	Time To	Season Peak Demand
11/27/02	13:15	13:30	Winter Mid Peak 132 kW
11/23/02	09:45	10:00	Winter Off Peak 132 kW

Demand Meter Information
 Maximum Demand : 132.0 kW

Customer and Service Address
 SE MARITORENA INCORPORATED
 251 140TH ST W
 SAMOND CA 93560

Date Bill Prepared
 Dec 10, 2002
 Next Meter Read on or about
 Jan 06, 2003

Your Customer Account Number
2-22-302-2054
 24-hr. Customer Service
1 (800) 990-7788

Service Account Rotating Outage Rate Schedule
018-2031-52 Group A047 TOU-PA-7B

Yard well

Summary Service / Billing Period - 10/02/02 to 11/01/02 (30 days) - Summer/Winter Season

Facilities Rel Demand	131 kW	x \$2.54000	\$	332.74
Summer On Peak	131 kW	x \$5.17000 x 4/30 days	\$	90.30
Demand Charge Total				\$ 423.04
Summer On Peak	2,274 kWh	x \$0.14262		324.32
Summer Mid Peak	2,364 kWh	x \$0.07746		183.12
Summer Off Peak	3,516 kWh	x \$0.06867		241.44
Winter Mid Peak	13,953 kWh	x \$0.08616		1,202.19
Winter Off Peak	14,936 kWh	x \$0.07491		1,118.86
Current Energy Bill				\$ 3,069.93
Customer Charge				27.60
Current Billing Detail Subtotal				\$ 3,520.57
Los Angeles Co UUT	\$ 3,520.57	x 5.00000%		176.03
State Tax	37,043 kWh	x \$0.00020		7.41
Current Charges For This Account				\$ 3,704.01

\$ 117.60 is your daily average cost this period excluding Utility User Tax (UUT)
 Service Voltage : 480 Volts
 Billing Horsepower : 140.0 HP
 Of your total charges, Franchise Fees represent : \$28.47
 Average Energy Charge during this period is : 12.31 cents/kWh

Detail

Procured Energy(E)(D)	\$	2,846.55
Transmission Charges		50.10
Distribution Charges		509.82
Nuclear Decommissioning Charges		15.93
Public Purpose Program Charges		93.72
Other Charges		187.89
Current Amount Due		\$ 3,704.01

(E) The Procured Energy Charges reflect the amount included in your rate for recovery of energy procurement and generation costs. Effective September 20, 2001, your ability to enter into new contracts or arrangements to purchase electricity from another supplier was suspended by the California Public Utilities Commission.

(D) These charges include Procured Energy Charges for that portion of your energy usage provided by the Department of Water Resources (DWR) and are being collected by Southern California Edison as an agent for the DWR. DWR is collecting 9.706 cents per kilowatt-hour (kWh) for each kWh it provides.

Electricity Usage

Meter Number	Dates and Readings		Usage
	From	To	
ACTUAL READ P831W-000048	10/02/02	11/01/02	37,043 kWh
Demand Date	Demand From	Time To	Season Peak Demand
10/03/02	13:00	13:15	Summer On Peak 131 kW
10/02/02	10:45	11:00	Summer Mid Peak 131 kW



Southern California Edison Company
P.O. Box 200, Rosemead, CA 91771-0001

Visit us at:
www.sce.com

Customer and Mailing Address
JOSE MARITORENA INCORPORATED
300 E PANAMA RD
BAKERSFIELD CA 93307

Date Bill Prepared
Jan 10, 2003

Your Customer Account Number
2-22-302-2054
24-hr. Customer Service
1 (800) 990-7788

2002

Page 1 of 9

Billing summary

Amount of Previous Statement 12/10/02	\$	10,806.55
Payment received 12/30/02 - Thank you	\$	(10,806.55)
Balance Before Current Charges	\$	0.00
Current Charges	\$	2,963.29
Current Charges Due 01/29/03	\$	2,963.29
Your Total Balance Due	\$	2,963.29

Bio Tho

Summary of billing detail

Service Account	Rate Schedule	Service Address	Current Charges
3-018-2022-56 Billing Period: 11/01/02-12/04/02	TOU-PA-7B	14551 W AVENUE B LANCASTER, CA	\$ 1,427.41
3-018-2022-56 Billing Period: 12/04/02-01/06/03	TOU-PA-7B	14551 W AVENUE B LANCASTER, CA	\$ 857.38
3-018-2023-06 To be billed at a later date	TOU-PA-7B	51320 150TH ST W ROSAMOND, CA	\$ N/A
3-018-2023-67 Billing Period: 12/04/02-01/06/03	DOMESTIC	51249 140TH ST W ROSAMOND, CA	\$ 2.89
3-018-2031-52 Billing Period: 11/01/02-12/04/02	TOU-PA-7B	51251 140TH ST W ROSAMOND, CA	\$ 675.61

*pd 1-15-03
#4023*

Did you know...

LATE PAYMENT CHARGE REMINDER
Reminder - A late payment charge of 0.9% will be applied to the total unpaid balance on your account if full payment is not received by the due date on this bill. For designated State agencies, the late payment charge will be applied in accordance with SCE tariffs.
- Please detach stub below and return with your payment -

(14-574)

Demand Charge Total	\$	251.46
Winter Mid Peak	5,219 kWh x \$0.08616	449.67
Winter Off Peak	8,385 kWh x \$0.07491	628.12
Current Energy Bill	\$	1,077.79
Customer Charge		27.60
Current Billing Detail Subtotal	\$	1,356.85
Los Angeles Co UUT	\$ 1,356.85 x 5.00000%	67.84
State Tax	13,604 kWh x \$0.00020	2.72
Current Charges Due 01/29/03	\$	1,427.41

Your daily average cost this period excluding Utility User Tax (UUT) is : \$ 41.20
Service Voltage : 480 Volts

Customer and Service Address
JOSE MARITORENA INCORPORATED
 14551 W AVENUE B
 LANCASTER CA 93534

Date Bill Prepared
 Jan 10, 2003
 Next Meter Read on or about
 Feb 04, 2003

Your Customer Account Number
2-22-302-2054

24-hr. Customer Service
1 (800) 990-7788

Service Account **3-018-2022-56** Rotating Outage Group **A047** Rate Schedule **TOU-PA-7B**

Your current energy usage

Meter Number	Dates and Readings From	To	Usage
ACTUAL READ 3412M-000020	11/01/02	12/04/02	13,604 kWh

Demand Date	Demand From	Time To	Season	Peak	Demand
11/25/02	12:00	12:15	Winter	Mid Peak	99 kW
11/23/02	10:00	10:15	Winter	Off Peak	97 kW

Demand Meter Information

Maximum Demand : 99.0 kW

Usage Comparison	This Year	Last Year	2 Years Ago
Kilowatt-hour (kWh) used	13,604.00	No	No
Number of days	33	Comparable	Comparable
Average usage per day	412.24	Usage	Usage
Percent change from Last Year	0%		

Did you know . . .

IMPORTANT INFORMATION

The Rotating Outage Group number shown on the upper portion of your bill may change. Group changes may occur at any time without notice due to electric system operating conditions. While we provide as much outage information as possible, SCE cannot predict exactly when an outage group may be affected.

Detail of current charges: \$1,427.41

We provide two ways to look at your current charges:

1 By usage:

Billing Period - 11/01/02 to 12/04/02 (33 days) - Winter Season

Facilities Rel Demand	99 kW	x \$2.54000	\$	251.46
Demand Charge Total			\$	251.46
Winter Mid Peak	5,219 kWh	x \$0.08616		449.67
Winter Off Peak	8,385 kWh	x \$0.07491		628.12
Current Energy Bill			\$	1,077.79
Customer Charge				27.60
Current Billing Detail Subtotal			\$	1,356.85
Los Angeles Co UUT	\$ 1,356.85	x 5.00000%		67.84
State Tax	13,604 kWh	x \$0.00020		2.72
Current Charges Due 01/29/03			\$	1,427.41

Your daily average cost this period excluding Utility User Tax (UUT) is : \$ 41.20
 Service Voltage : 480 Volts

Customer and Service Address
JOSE MARITORENA INCORPORATED
 14551 W AVENUE B
 LANCASTER CA 93534

Date Bill Prepared
 Jan 10, 2003
 Next Meter Read on or about
 Feb 04, 2003

Your Customer Account Number
2-22-302-2054

24-hr. Customer Service
1 (800) 990-7788

Service Account **3-018-2022-56** Rotating Outage Group **A047**

Rate Schedule
TOU-PA-7B

Ave B

Your current energy usage

Meter Number	Dates and Readings From	To	Usage
ACTUAL READ 3412M-000020	12/04/02	01/06/03	6,812 kWh
Mid Peak	12/04/02	01/06/03	2,303 kWh
Off Peak	12/04/02	01/06/03	4,509 kWh

Demand Date	Demand From	Time To	Season	Peak	Demand
12/09/02	09:45	10:00	Winter	Mid Peak	99 kW
01/04/03	12:00	12:15	Winter	Off Peak	99 kW

Demand Meter Information

Maximum Demand : 99.0 kW

Usage Comparison	This Year	Last Year	2 Years Ago
Kilowatt-hour (kWh) used	6,812.00	No	No
Number of days	33	Comparable	Comparable
Average usage per day	206.42	Usage	Usage
Percent change from Last Year	0%		

Did you know. . .

IMPORTANT INFORMATION
 The Rotating Outage Group number shown on the upper portion of your bill may change. Group changes may occur at any time without notice due to electric system operating conditions. While we provide as much outage information as possible, SCE cannot predict exactly when an outage group may be affected.

Detail of current charges: \$857.38

We provide two ways to look at your current charges:

By usage:

Billing Period - 12/04/02 to 01/06/03 (33 days) - Winter Season			
Facilities Rel Demand	99 kW	x \$2.54000	\$ 251.46
Demand Charge Total			\$ 251.46
Winter Mid Peak	2,303 kWh	x \$0.08616	198.43
Winter Off Peak	4,509 kWh	x \$0.07491	337.77
Current Energy Bill			\$ 536.20
Customer Charge			27.60
Current Billing Detail Subtotal			\$ 815.26
Los Angeles Co UUT	\$ 815.26	x 5.00000%	40.76
State Tax	6,812 kWh	x \$0.00020	1.36
Current Charges Due 01/29/03			\$ 857.38

Customer and Service Address

JOSE MARITORENA INCORPORATED
51251 140TH ST W
ROSAMOND CA 93560

Date Bill Prepared

Jan 10, 2003

Next Meter Read on or about
Feb 04, 2003

Your Customer Account Number
2-22-302-2054

Service Account
3-018-2031-52

Rotating Outage
Group A047

Rate Schedule
TOU-PA-7B

paid well

24-hr. Customer Service
1 (800) 990-7788

Your current energy usage

Meter Number	Dates and Readings From	To	Usage
ACTUAL READ P831W-000048	11/01/02	12/04/02	3,459 kWh

Demand Date	Demand From	Time To	Season	Peak	Demand
11/21/02	09:15	09:30	Winter	Mid Peak	131 kW
11/06/02	21:15	21:30	Winter	Off Peak	126 kW

Demand Meter Information
Maximum Demand: 131.0 kW

Usage Comparison	This Year	Last Year	2 Years Ago
Kilowatt-hour (kWh) used	3,459.00	No	No
Number of days	33	Comparable	Comparable
Average usage per day	104.82	Usage	Usage
Percent change from Last Year	0%		

Did you know...

IMPORTANT INFORMATION

The Rotating Outage Group number shown on the upper portion of your bill may change. Group changes may occur at any time without notice due to electric system operating conditions. While we provide as much outage information as possible, SCE cannot predict exactly when an outage group may be affected.

I Detail of current charges: \$675.61

We provide two ways to look at your current charges:

By usage:

Billing Period - 11/01/02 to 12/04/02 (33 days) - Winter Season

Facilities Rel Demand	131 kW	x \$2.54000	\$	332.74
Demand Charge Total				\$ 332.74
Winter Mid Peak	2,073 kWh	x \$0.08616		178.61
Winter Off Peak	1,386 kWh	x \$0.07491		103.83
Current Energy Bill				\$ 282.44
Customer Charge				27.60
Current Billing Detail Subtotal				\$ 642.78
Los Angeles Co UUT	\$ 642.78	x 5.00000%		32.14
State Tax	3,459 kWh	x \$0.00020		0.69
Current Charges Due 01/29/03				\$ 675.61

Your daily average cost this period excluding Utility User Tax (UUT) is : \$ 19.50
Service Voltage : 480 Volts



Southern California Edison Company
An EDISON INTERNATIONAL Company
P.O. Box 600, Rosemead, CA 91771-0001

Customer and Mailing Address
JOSE MARITORENA INCORPORATED
300 E PANAMA RD
BAKERSFIELD CA 93307

Date Bill Prepared
Feb 17, 2001

Big Sho

Page 1 of 4

Your Customer Account Number
2-22-302-2054
24-hr. Customer Service
1 (800) 990-7788

2001



Summary Of Billing Detail

Service Account	Rate Schedule	Service Address	Current Charges
3-018-2022-56 <i>To be billed at a later date</i>	PA-1	14551 W AVENUE B LANCASTR, CA	\$ N/A
3-018-2023-06	PA-1	51320 150TH ST W ROSAMOND, CA	153.81
3-018-2023-67	DOMESTIC	51249 140TH ST W ROSAMOND, CA	10.83
3-018-2031-52	PA-2	51251 140TH ST W ROSAMOND, CA	25.94

Current amount must be paid by 03/08/01 \$ 190.58

*Pl 3-5-01
#2994*



Message

WELCOME TO SOUTHERN CALIFORNIA EDISON

In the box at the top right hand corner of this billing statement you will find your CUSTOMER ACCOUNT NUMBER. When paying your bill, please write this number on your check or money order. Please note that you also have a separate SERVICE ACCOUNT NUMBER. This number identifies the specific location being served. In addition, please take a minute to read the back of this bill for more important information about your billing and service.

We value you as a customer and appreciate the opportunity to serve you.

Big Sho Reb

(14-574)

- Please detach stub below and return with your payment -

Service Address	Number	Dates and Readings	Usage
JOSE MARITORENA INCORPORATED 51249 140TH ST W ROSAMOND CA	8Z-088598	01/17/01 to 02/01/01 00502 00505	3 kWh
Service Account	Rate Schedule	Billing Summary	
3-018-2023-67	DOMESTIC	Basic Charge	0.38
		Baseline	0.36
		Bal of Minimum Charge	0.11
		Service Estab Charge	10.00
Next Meter Read on or about		Subtotal	10.85
March 06, 2001		Legislated 10% Rate Reduction	(0.09)
		EPS*	0.03
		Los Angeles Co UUT	0.04
		State Tax	0.00
		Total Charges For This Period	\$ 10.83

- Continued on Next Page -



Southern California Edison Company
 An EDISON INTERNATIONAL Company
 P.O. Box 600, Rosemead, CA 91771-0001

Customer Name and Mailing Address
 JOSE MARITORENA INCORPORATED
 70 E PANAMA RD
 BAKERSFIELD CA 93307

Date Bill Prepared
 Feb 17, 2001

Your Customer Account Number
2-22-302-2054
 24-hr. Customer Service
1 (800) 990-7788

Page 2 of 4

Customer Service Address
 JOSE MARITORENA INCORPORATED
 51320 150TH ST W *Barnwell*
 ROSAMOND CA

Meter Number	From and To Dates and Readings	Multiplier Read Diff.	Usage
P279-001900	01/17/01 to 02/01/01 00527 00527	80 0	0 kWh

Service Account Rate Schedule
3-018-2023-06 PA-1

Billing Summary

Customer Charge	8.83
Service Estab Charge	10.00
Service Charge	128.13
Los Angeles Co UUT	6.85
State Tax	0.00

Next Meter Read on or about
March 06, 2001

Total Charges For This Period \$ **153.81**

*Your bill may be lower than usual because this billing period of 15 days was shorter than normal.
 \$ 9.80 is your daily average cost this period excluding Utility User Tax (UUT).*

Service Voltage : 480 Volts
 Billing Horsepower : 125.0 HP
 Average PX Energy Charge during this period was : 23.78 cents/kWh
 Of your total charges, Franchise Fees represents : \$1.11

Billing Detail

CTC Charges	\$ 0.08
PX Energy Charge (1)	0.00
Transmission Charges	15.00
Distribution Charges	121.88
Nuclear Decommissioning Charges	0.00
Public Purpose Program Charges	0.00
Emergency Procurement Surcharge	0.00
Other Charges	16.85
Current Amount Due	\$ 153.81

(1) *The Average PX Charge is based upon the weighted average costs for purchases through the Power Exchange. This service is subject to competition. You may purchase electricity from another supplier.*

Demand Meter Information
 Maximum Demand : 0.0 kW

Customer Service Address
 JOSE MARITORENA INCORPORATED
 51249 140TH ST W
 ROSAMOND CA

Meter Number	From and To Dates and Readings	Usage
8Z-088598	01/17/01 to 02/01/01 00502 00505	3 kWh

Service Account Rate Schedule
3-018-2023-67 DOMESTIC

Billing Summary

Basic Charge	0.38
Baseline	0.36
Bal of Minimum Charge	0.11
Service Estab Charge	10.00

Next Meter Read on or about
March 06, 2001

Subtotal	10.85
Legislated 10% Rate Reduction	(0.09)
EPS*	0.03
Los Angeles Co UUT	0.04
State Tax	0.00
Total Charges For This Period	\$ 10.83



Southern California Edison Company
 An EDISON INTERNATIONAL Company
 P.O. Box 600, Rosemead, CA 91771-0001

Customer and Mailing Address
 JOSE MARITORENA INCORPORATED
 300 E PANAMA RD
 BAKERSFIELD CA 93307

Date Bill Prepared
 March 13, 2001

Bw Tho

Your Customer Account Number
2-22-302-2054
 24-hr. Customer Service
1 (800) 990-7788

Page 1 of 3



Update Amount of Previous Statement 02/17/01 \$190.58
 Payment received 03/09/01 - Thank you \$ (190.58)
 Account Balance..... \$ **0.00**



Summary Of Billing Detail	Service Account	Rate Schedule	Service Address	Current Charges
	3-018-2022-56	PA-1	14551 W AVENUE B LANCASTR, CA	\$ 126.90
	3-018-2022-56	PA-1	14551 W AVENUE B LANCASTR, CA	233.78
	3-018-2023-06 <i>To be billed at a later date</i>	PA-1	51320 150TH ST W ROSAMOND, CA	N/A
	3-018-2023-67 <i>To be billed at a later date</i>	DOMESTIC	51249 140TH ST W ROSAMOND, CA	N/A
	3-018-2031-52 <i>To be billed at a later date</i>	PA-2	51251 140TH ST W ROSAMOND, CA	N/A

Current amount must be paid by 04/02/01 \$ 360.68



Message WELCOME
 In the box a find your CI this numbe a separate location be of this bill We value y

Check this before mailer's ask P.P.

EDISON
 his billing statement you will
 When paying your bill, please write r. Please note that you also have This number identifies the specific take a minute to read the back about your billing and service.
 te the opportunity to serve you.

PA 3-19-01 #3010

(14-574)

- Please detach stub below and return with your payment -

- Continued on Next Page -



Southern California Edison Company
 An EDISON INTERNATIONAL Company
 P.O. Box 600, Rosemead, CA 91771-0001

Customer and Mailing Address
 MARITORENA INCORPORATED
 14551 W AVENUE B
 LANCASTER CA 93307

Date Bill Prepared
 March 13, 2001

Your Customer Account Number
2-22-302-2054
 24-hr. Customer Service
1 (800) 990-7788

Page 2 of 3

Customer Service Address	Meter Number	From and To Dates and Readings	Usage
JOSE MARITORENA INCORPORATED 14551 W AVENUE B LANCASTER CA	732K-001264	01/17/01 to 02/01/01 33313 33313	0 kWh
<i>Billing Summary</i>			
Service Account	Rate Schedule		
3-018-2022-56	PA-1		
Next Meter Read on or about			
April 04, 2001			
		Total Charges For This Period	\$ 126.90

Your bill may be lower than usual because this billing period of 15 days was shorter than normal.
 \$ 8.09 is your daily average cost this period excluding Utility User Tax (UUT).

Service Voltage : 480 Volts
 Billing Horsepower : 100.0 HP
 Average PX Energy Charge during this period was : 23.78 cents/kWh
 Of your total charges, Franchise Fees represents : \$0.90

<i>Billing Detail</i>	
CTC Charges	\$ 0.08
PX Energy Charge (1)	0.00
Transmission Charges	12.00
Distribution Charges	99.25
Nuclear Decommissioning Charges	0.00
Public Purpose Program Charges	0.00
Emergency Procurement Surcharge	0.00
Other Charges	15.57
Current Amount Due	\$ 126.90

(1) The Average PX Charge is based upon the weighted average costs for purchases through the Power Exchange. This service is subject to competition. You may purchase electricity from another supplier.

Demand Meter Information

Maximum Demand : 0.0 kW

ges
1
3
4
58
e
5ge
kWh
38
36
11
00
85
09)
03
04
00
83



Southern California Edison Company
 An EDISON INTERNATIONAL® Company
 P.O. Box 600, Rosemead, CA 91771-0001

Customer and Mailing Address
 JOSE MARITORENA INCORPORATED
 14551 W AVENUE B
 KERSFIELD CA 93307

Date Bill Prepared
 March 13, 2001

Your Customer Account Number
2-22-302-2054
 24-hr. Customer Service
1 (800) 990-7788

Page 3 of 3

Customer Service Address
 JOSE MARITORENA INCORPORATED
 14551 W AVENUE B
 LANCASTER CA *B. well*

Service Account Rate Schedule
3-018-2022-56 PA-1

Next Meter Read on or about
April 04, 2001

Meter Number	From and To Dates and Readings	Usage
732K-001264	02/01/01 to 03/06/01 33313 33313	0 kWh

Billing Summary

Customer Charge	17.65
Service Charge	205.00
Los Angeles Co UUT	11.13
State Tax	0.00

Total Charges For This Period \$ **233.78**

\$ 6.75 is your daily average cost this period excluding Utility User Tax (UUT).

Service Voltage : 480 Volts
 Billing Horsepower : 100.0 HP
 Average PX Energy Charge during this period was : 11.90 cents/kWh
 Of your total charges, Franchise Fees represents : \$1.80

Billing Detail

CTC Charges	\$ 0.15
PX Energy Charge (1)	0.00
Transmission Charges	24.00
Distribution Charges	198.50
Nuclear Decommissioning Charges	0.00
Public Purpose Program Charges	0.00
Emergency Procurement Surcharge	0.00
Other Charges	11.13

Current Amount Due \$ **233.78**

(1) The Average PX Charge is based upon the weighted average costs for purchases through the Power Exchange. This service is subject to competition. You may purchase electricity from another supplier.

Demand Meter Information

Maximum Demand : 0.0 kW



Southern California Edison Company
 An EDISON INTERNATIONAL Company
 P.O. Box 600, Rosemead, CA 91771-0001

Customer and Mailing Address
 JOSE MARITORENA INCORPORATED
 300 E PANAMA RD
 BAKERSFIELD CA 93307

Date Bill Prepared
 April 11, 2001

BW lho


Your Customer Account Number
2-22-302-2054
 24-hr. Customer Service
1 (800) 990-7788

Page 1 of 7



Update

Amount of Previous Statement 03/13/01 \$360.68
 Payment received 03/26/01 - Thank you \$ (360.68)
 Account Balance..... \$ **0.00**



**Summary
 Of
 Billing
 Detail**

Service Account	Rate Schedule	Service Address	Current Charges
3-018-2022-56	PA-2	14551 W AVENUE B LANCASTR, CA	\$ 31.87
3-018-2023-06	PA-1	51320 150TH ST W ROSAMOND, CA	287.60
3-018-2023-06	PA-1	51320 150TH ST W ROSAMOND, CA	95.87
3-018-2023-67	DOMESTIC	51249 140TH ST W ROSAMOND, CA	1.67
3-018-2023-67	DOMESTIC	51249 140TH ST W ROSAMOND, CA	1.81
3-018-2031-52	PA-2	51251 140TH ST W ROSAMOND, CA	31.87

Current amount must be paid by 04/30/01 \$ 450.69



Message

THANKS FOR YOUR PATIENCE & FOR CONSERVING ENERGY... especially when the state's electricity supplies are extremely low and rotating blackouts become necessary. We regret that due to recurring supply shortages, we are not always able to provide the reliable service that has been our hallmark for the past 100 years. Please continue to conserve energy whenever and wherever possible.

*Pl 4-23-01
 #3066*

Voluntary Renewable Energy Contributions
 "California air quality can use your help. Look inside the enclosed Customer Connection for information about the Voluntary Renewables Contribution Program."

(14-574)

- Please detach stub below and return with your payment -

- Continued on Next Page -

SON®

An EDISON INTERNATIONAL® Company
P.O. Box 600, Rosemead, CA 91771-0001

Customer and Mailing Address
JOSE MARITORENA INCORPORATED
100 E PANAMA RD
BAKERSFIELD CA 93307

Date Bill Prepared
April 11, 2001

Your Customer Account Number
2-22-302-2054
24-hr. Customer Service
1 (800) 990-7788

Page 3 of 7

Customer Service Address	Meter Number	From and To Dates and Readings	Multiplier Read Diff.	Usage
JOSE MARITORENA INCORPORATED 51320 150TH ST W ROSAMOND CA <i>Bern well</i>	P279-001900	02/01/01 to 03/06/01 00527 00527	80 0	0 kWh
Service Account Rate Schedule 3-018-2023-06 PA-1	Billing Summary			
				17.65
				256.25
				13.70
				0.00
Next Meter Read on or about May 03, 2001	Total Charges For This Period			\$ 287.60

\$ 8.30 is your daily average cost this period excluding Utility User Tax (UUT).

Service Voltage : 480 Volts
Billing Horsepower : 125.0 HP
Average PX Energy Charge during this period was : 11.90 cents/kWh
Of your total charges, Franchise Fees represents : \$2.22

Billing Detail		
CTC Charges	\$	0.15
PX Energy Charge (1)		0.00
Transmission Charges		30.00
Distribution Charges		243.75
Nuclear Decommissioning Charges		0.00
Public Purpose Program Charges		0.00
Emergency Procurement Surcharge		0.00
Other Charges		13.70
Current Amount Due	\$	287.60

(1) The Average PX Charge is based upon the weighted average costs for purchases through the Power Exchange. This service is subject to competition. You may purchase electricity from another supplier.

Demand Meter Information

Maximum Demand : 0.0 kW



Southern California Edison Company
 An EDISON INTERNATIONAL Company
 P.O. Box 600, Rosemead, CA 91771-0001

Customer and Mailing Address
 JOSE MARITORENA INCORPORATED
 100 E PANAMA RD
 AKERSFIELD CA 93307

Date Bill Prepared
 April 11, 2001

Your Customer Account Number
2-22-302-2054
 24-hr. Customer Service
1 (800) 990-7788

Page 4 of 7

Customer Service Address
 JOSE MARITORENA INCORPORATED
 1320 150TH ST W
 SAMOND CA *Barn well*

Service Account Rate Schedule
 -018-2023-06 PA-1

Next Meter Read on or about
 May 03, 2001

Meter Number	From and To Dates and Readings	Multiplier Read Diff.	Usage
P279-001900	03/06/01 to 03/16/01 00527 00527	80 0	0 kWh
Billing Summary			
Customer Charge			5.88
Service Charge			85.42
Los Angeles Co UUT			4.57
State Tax			0.00
Total Charges For This Period			\$ 95.87

Your bill may be lower than usual because this billing period of 10 days was shorter than normal.
 \$ 9.13 is your daily average cost this period excluding Utility User Tax (UUT).

Service Voltage : 480 Volts
 Billing Horsepower : 125.0 HP
 Average PX Energy Charge during this period was : 9.56 cents/kWh
 Of your total charges, Franchise Fees represents : \$0.74

Billing Detail	
CTC Charges	\$ 0.05
PX Energy Charge (1)	0.00
Transmission Charges	10.00
Distribution Charges	81.25
Nuclear Decommissioning Charges	0.00
Public Purpose Program Charges	0.00
Emergency Procurement Surcharge	0.00
Other Charges	4.57
Current Amount Due	\$ 95.87

(1) The Average PX Charge is based upon the weighted average costs for purchases through the Power Exchange. This service is subject to competition. You may purchase electricity from another supplier.

Demand Meter Information

Maximum Demand : 0.0 kW



Southern California Edison Company
 An EDISON INTERNATIONAL® Company
 P.O. Box 600, Rosemead, CA 91771-0001

Customer and Mailing Address
 ROSE MARITORENA INCORPORATED
 1000 E PANAMA RD
 WAKERSFIELD CA 93307

Date Bill Prepared
 May 09, 2001

Bio Tho

Page 1 of 5

Your Customer Account Number
2-22-302-2054
 24-hr. Customer Service
1 (800) 990-7788



Update Amount of Previous Statement 04/11/01 \$450.69
 Payment received 04/26/01 - Thank you \$ (450.69)
 Account Balance \$ 0.00
 Current Charges:
 Miscellaneous Transfer \$0.22
 Current Charges Subtotal \$ 0.22



Summary	Service Account	Rate Schedule	Service Address	Current Charges
	3-018-2022-56	PA-2	14551 W AVENUE B LANCASTR, CA	\$ 31.87
	3-018-2023-06	TOU-PA-SOP-2	51320 150TH ST W ROSAMOND, CA	N/A
	To be billed at a later date			
	3-018-2023-67	DOMESTIC	51249 140TH ST W ROSAMOND, CA	1.34
	3-018-2031-52	PA-2	51251 140TH ST W ROSAMOND, CA	24.43
	3-018-2031-52	TOU-PA-SOP-2	51251 140TH ST W ROSAMOND, CA	3,920.87
Current amount must be paid by 05/29/01				\$ 3,978.73



Message Not Just Energy...
 We are committed to delivering you creative energy services
 that add to your comfort and convenience.

*Pd 5/15/01
 # 3106*

- Please detach stub below and return with your payment -

Current Amount Due \$ 3,920.87



Customer and Mailing Address
 JOSE MARITORENA INCORPORATED
 300 E PANAMA RD
 BAKERSFIELD CA 93307

Date Bill Prepared
 May 09, 2001

Your Customer Account Number
2-22-302-2054
 24-hr. Customer Service
1 (800) 990-7788

Customer Service Address	Meter Number	From and To Dates and Readings	Usage
JOSE MARITORENA INCORPORATED 51251 140TH ST W ROSAMOND CA	ACTUAL READ P831W-000048	03/29/01 to 05/02/01	58,504 kWh
<i>Yard well</i>			
Service Account	Rate Schedule	<i>Billing Summary</i>	
3-018-2031-52	TOU-PA-SOP-2	Facilities Rel Demand	384.37
		Demand Charge Total	384.37
Next Meter Read on or about		Winter Off Peak	2,298.87
June 04, 2001		Winter SuperOff Peak	406.23
		Current Energy Bill	2,705.10
Season	Peak	Demand	Customer Charge
Winter	Off Peak	119 kW	48.51
Winter	SOFF Peak	102 kW	585.04
			Los Angeles Co UUT
			186.15
			State Tax
			11.70
		Total Charges For This Period	\$ 3,920.87

Your bill may be higher than usual because this billing period of 34 days was longer than normal.
 \$ 109.84 is your daily average cost this period excluding Utility User Tax (UUT).

Service Voltage : 480 Volts
 Of your total charges, Franchise Fees represents : \$30.11
 Average PX Energy Charge during this period was : 13.07 cents/kWh

*The Emergency Procurement Surcharge (EPS), effective 1/4/01, was approved by the California Public Utilities Commission to improve SCE's ability to continue financing wholesale power purchases for its customers. This surcharge is temporary and is subject to refund.

<i>Billing Detail</i>	
CTC Charges	\$ (5,042.39)
PX Energy Charge (1)	7,648.00
Transmission Charges	(84.53)
Distribution Charges	436.70
Nuclear Decommissioning Charges	25.16
Public Purpose Program Charges	148.02
Emergency Procurement Surcharge	585.04
Other Charges	204.87
Current Amount Due	\$ 3,920.87



Southern California Edison Company
An EDISON INTERNATIONAL Company
P.O. Box 600, Rosemead, CA 91771-0001

Customer and Mailing Address
JOSE MARITORENA INCORPORATED
300 E PANAMA RD
BAKERSFIELD CA 93307

Date Bill Prepared
June 08, 2001

Big Sho

Your Customer Account Number
2-22-302-2054
24-hr. Customer Service
1 (800) 990-7788

Page 1 of 7



Update Amount of Previous Statement 05/09/01 \$3,978.73
Payment received 05/23/01 - Thank you \$ (3,978.73)
Account Balance..... \$ **0.00**



Summary Of Billing Detail	Service Account	Rate Schedule	Service Address	Current Charges
	3-018-2022-56	PA-2	14551 W AVENUE B LANCASTR, CA	\$ 31.87
	3-018-2023-06 <i>To be billed at a later date</i>	TOU-PA-SOP-2	51320 150TH ST W ROSAMOND, CA	N/A
	3-018-2023-67	DOMESTIC	51249 140TH ST W ROSAMOND, CA	2.74
	3-018-2031-52	TOU-PA-SOP-2	51251 140TH ST W ROSAMOND, CA	3,172.22

Current amount must be paid by 06/27/01 \$ 3,206.83



Message YOUR BILL HAS CHANGED
Your June bill reflects state ordered rate changes and programs. For more details, please read the enclosed Customer Connection brochure.

*Pd 6-14-01
3146*

(14-574)

- Please detach stub below and return with your payment -

Usage Comparison	This Year	Last Year
Kilowatt-hour (kWh) used	.00	No
Number of days	32	Comparable
Average usage per day	.00	Usage

***** Important Message regarding this Service Account *****

CALIFORNIA 20/20 REBATE PROGRAM
Earn a 20% rebate on your monthly electricity charges this Summer!
For information on the California 20/20 Rebate Program visit our
Web site at www.sce.com or call us at 1-800-799-4209.

Customer and Service Address: JOSE MARITORENA INCORPORATED
 51251 140TH ST W *Yard well*
 ROSAMOND CA 93560

Date Bill Prepared: June 08, 2001
 Next Meter Read on or about: July 03, 2001

Your Customer Account Number
2-22-302-2054

24-hr. Customer Service
1 (800) 990-7788

Service Account: **3-018-2031-52**
 Rotating Outage: Group A047
 Rate Schedule: TOU-PA-SOP-2

Summary Service / Billing Period - 05/02/01 to 06/04/01 (33 days) - Winter/Summer Season



Facilities Rel Demand	105 kW	x \$2.85000	\$	299.25
Demand Charge Total				\$ 299.25
Summer Off Peak	914 kWh	x \$0.07417		67.79
Summer SuperOff Peak	373 kWh	x \$0.05074		18.93
Winter Off Peak	32,523 kWh	x \$0.05381		1,750.06
Winter SuperOff Peak	14,260 kWh	x \$0.02574		367.05
Current Energy Bill				\$ 2,203.83
Customer Charge				42.80
EPS*	46,613 kWh	x \$0.01000		466.13
Current Billing Detail Subtotal				\$ 3,012.01
Los Angeles Co UUT		\$ 3,012.01 x 5.00000%		150.60
State Tax	48,070 kWh	x \$0.00020		9.61
Current Charges For This Account				\$ 3,172.22

\$ 91.56 is your daily average cost this period excluding Utility User Tax (UUT)

Service Voltage : 480 Volts

Of your total charges, Franchise Fees represent : \$24.36

Average Energy Charge during this period is : 4.41 cents/kWh

*The Emergency Procurement Surcharge (EPS), effective 1/4/01, was approved by the California Public Utilities Commission to improve SCE's ability to continue financing wholesale power purchases for its customers. This surcharge is temporary and is subject to refund.

Detail

Energy Charges (E):				
DWR Energy (D)	239 kWh	x \$0.09317	\$	22.27
Procured Energy				2,099.31
Transmission Charges				(69.74)
Distribution Charges				346.00
Nuclear Decommissioning Charges				20.67
Public Purpose Program Charges				121.62
Emergency Procurement Surcharge				466.13
Other Charges				165.96
Current Amount Due				\$ 3,172.22

(E) The Energy Charges reflect the amount included in your rate for recovery of energy procurement and generation costs. This service is subject to competition. You may purchase electricity from another supplier.

(D) These charges are being collected by Southern California Edison as an agent for the Department of Water Resources (DWR) for that portion of energy DWR procured.

Electricity



Usage

Meter Number	Dates and Readings		Usage		
	From	To			
ACTUAL READ P831W-000048	05/02/01	06/04/01	48,070 kWh		
Demand Date	Demand From	Time To	Season	Peak	Demand
06/03/01	09:15	09:30	Summer	Off Peak	84 kW



Southern California Edison Company
 An EDISON INTERNATIONAL® Company
 P.O. Box 600, Rosemead, CA 91771-0001

Customer and Mailing Address
 JOSE MARITORENA INCORPORATED
 300 E PANAMA RD
 BAKERSFIELD CA 93307

Date Bill Prepared
 July 10, 2001

Bio Sho

Your Customer Account Number
2-22-302-2054
 24-hr. Customer Service
1 (800) 990-7788

Page 1 of 7



Update Amount of Previous Statement 06/08/01 \$3,206.83
 Payment received 06/18/01 - Thank you \$ (3,206.83)
 Account Balance..... \$ **0.00**



Summary Of Billing Detail	Service Account	Rate Schedule	Service Address	Current Charges
	3-018-2022-56	PA-2	14551 W AVENUE B LANCASTR, CA	\$ 31.87
	3-018-2023-06 <i>To be billed at a later date</i>	TOU-PA-SOP-2	51320 150TH ST W ROSAMOND, CA	N/A
	3-018-2023-67	DOMESTIC	51249 140TH ST W ROSAMOND, CA	2.36
	3-018-2031-52	TOU-PA-SOP-2	51251 140TH ST W ROSAMOND, CA	3,638.58

will be reading on 8-8-01

Current amount must be paid by 07/30/01 \$ 3,672.81



Message READ ALL ABOUT IT!
 Read your enclosed Customer Connection bill insert for information about:
 Your Rotating Outage Group Number, Your Account History Information that is
 now available online, important information on New Income-Qualifying
 Guidelines for the CARE Rate, and Literacy Tips for Parents.

Called 8-3-01 Edison on post on 145th & Ave A leaning down Sew. post talked to Dave

Bio Sho

Pd 7-26-01 #3196

- Please detach stub below and return with your payment -

(14-574)



ACTUAL READ		06/04/01	07/03/01		
P831W-000048				46,376 kWh	
Demand Date	Demand From	Time To	Season	Peak	Demand
06/04/01	13:00	13:15	Summer	On Peak	0 kW
06/08/01	11:30	11:45	Summer	Off Peak	104 kW
07/02/01	05:45	06:00	Summer Super	Off Peak	104 kW

Demand Meter Information
 Maximum Demand : 104.0 kW

Customer and Service Address
 JOSE MARITORENA INCORPORATED
 51251 140TH ST W
 ROSAMOND CA 93560

Date Bill Prepared
 July 10, 2001
 Next Meter Read on or about
 Aug 02, 2001

Your Customer Account Number
2-22-302-2054

24-hr. Customer Service
1 (800) 990-7788

Service Account Rotating Outage Rate Schedule
3-018-2031-52 Group-A047 TOU-PA-SOP-2

Summary Service / Billing Period - 06/04/01 to 07/03/01 (29 days) - Summer Season



Facilities Rel Demand	104 kW	x \$2.85000	\$	296.40
Demand Charge Total				\$ 296.40
Summer Off Peak	32,615 kWh	x \$0.07417		2,419.05
Summer SuperOff Peak	13,761 kWh	x \$0.05074		698.23
Current Energy Bill				\$ 3,117.28
Customer Charge				42.80
Current Billing Detail Subtotal				\$ 3,456.48
Los Angeles Co UUT	\$ 3,456.48	x 5.00000%		172.82
State Tax	46,376 kWh	x \$0.00020		9.28

Current Charges For This Account \$ **3,638.58**

\$ 119.51 is your daily average cost this period excluding Utility User Tax (UUT)
 Service Voltage : 480 Volts
 Of your total charges, Franchise Fees represent : \$27.95
 Average Energy Charge during this period is : 6.55 cents/kWh

Detail

Energy Charges (E):				
DWR Energy (D)	10,060 kWh	x \$0.09317	\$	937.29
Procured Energy				2,101.74
Transmission Charges				(67.15)
Distribution Charges				341.78
Nuclear Decommissioning Charges				19.94
Public Purpose Program Charges				117.33
Other Charges				187.65
Current Amount Due				\$ 3,638.58

- (E) The Energy Charges reflect the amount included in your rate for recovery of energy procurement and generation costs. This service is subject to competition. You may purchase electricity from another supplier.
- (D) These charges are being collected by Southern California Edison as an agent for the Department of Water Resources (DWR) for that portion of energy DWR procured.

Electricity Usage



Meter Number	Dates and Readings		Usage		
	From	To			
ACTUAL READ P831W-000048	06/04/01	07/03/01	46,376 kWh		
Demand Date	Demand From	Time To	Season	Peak	Demand
06/04/01	13:00	13:15	Summer	On Peak	0 kW
06/08/01	11:30	11:45	Summer	Off Peak	104 kW
07/02/01	05:45	06:00	Summer Super	Off Peak	104 kW

Demand Meter Information

Maximum Demand : 104.0 kW