



Southern California Edison Company
An EDISON INTERNATIONAL Company
P.O. Box 600, Rosemead, CA 91771-0001

Sec'd 8-11-01

Customer and Mailing Address
JOSE MARITORENA INCORPORATED
300 E PANAMA RD
BAKERSFIELD CA 93307

Date Bill Prepared
Aug 08, 2001

Your Customer Account Number
2-22-302-2054
24-hr. Customer Service
1 (800) 990-7788

*Mr. Jose 9-6-01
to go to connect wire
from transformer to serv. post*

*Bio
Sho*

Page 1 of 17



Update Amount of Previous Statement 07/10/01 \$3,672.81
Payment received 07/30/01 - Thank you \$ (3,672.81)
Account Balance..... \$ **0.00**

Summary Of Billing Detail	Service Account	Rate Schedule	Service Address	Current Charges
	3-018-2022-56	PA-2	14551 W AVENUE B LANCASTR, CA	\$ 31.87
	3-018-2023-06	TOU-PA-SOP-2	51320 150TH ST W ROSAMOND, CA	593.66
<i>4-4-01 to 5-3-01</i>	3-018-2023-06	TOU-PA-SOP-2	51320 150TH ST W ROSAMOND, CA	4,009.13
<i>5-3-01 - 6-4-01</i>	3-018-2023-06	TOU-PA-SOP-2	51320 150TH ST W ROSAMOND, CA	3,567.04
<i>6-4-01 - 7-3-01</i>	3-018-2023-06	TOU-PA-SOP-2	51320 150TH ST W ROSAMOND, CA	4,394.85
<i>7-3-01 - 8-1-01</i>	3-018-2023-06	TOU-PA-SOP-2	51320 150TH ST W ROSAMOND, CA	5,408.29
	3-018-2023-67	DOMESTIC	51249 140TH ST W ROSAMOND, CA	2.36
<i>1-3-01 - 8-1-01</i>	3-018-2031-52	TOU-PA-SOP-2	51251 140TH ST W ROSAMOND, CA	3,825.41

Current amount must be paid by 08/27/01 \$ 21,832.61



Message *Roy - Customer Serv.
8-17-01 told him
to disconnect wire
at 145 & B*

charge will be applied to the total unpaid balance
if payment is not received by the due date shown on
this SCE tariffs.

DON'T CAUSE HEAT STRESS ...
See Connection bill insert for information on:
Energy Savings, Energy Saving Tips for Keeping Cool
or!

*Pd 8/19/01
#3243*

(14-574)

- Please detach stub below and return with your payment -

Usage Comparison	This Year	Last Year
Kilowatt-hour (kWh) used	.00	No
Number of days	29	Comparable
Average usage per day	.00	Usage
Percent change	0%	

*** Important Message regarding this Service Account ***

CALIFORNIA 20/20 REBATE PROGRAM
Earn a 20% rebate on your monthly electricity charges this Summer!
For information on the California 20/20 Rebate Program visit our
Web site at www.sce.com or call us at 1-800-799-4209.

Customer Name and Service Address
 ROSE MARITORENA INCORPORATED
 51320 150TH ST W - *Barnwell*
 ROSAMOND CA 93560

Date Bill Prepared
 Aug 08, 2001
 Next Meter Read on or about
 Aug 31, 2001

Your Customer Account Number
2-22-302-2054
 24-hr. Customer Service
1 (800) 990-7788

Service Account **3-018-2023-06** Rotating Outage Group A047
 Rate Schedule TOU-PA-SOP-2

Summary Service / Billing Period - 03/16/01 to 04/04/01 (19 days) - Winter Season



Facilities Rel Demand	140 kW	x \$2.85000	x 19/30 days	\$	252.70
Demand Charge Total				\$	252.70
Winter Off Peak	4,041 kWh	x \$0.05381			217.45
Winter SuperOff Peak	750 kWh	x \$0.02574			19.31
Current Energy Bill				\$	236.76
Customer Charge	\$ 42.8000	x 19/30 days			27.11
EPS*	4,791 kWh	x \$0.01000			47.91
Current Billing Detail Subtotal				\$	564.48
Los Angeles Co UUT	\$ 564.48	x 5.00000%			28.22
State Tax	4,791 kWh	x \$0.00020			0.96
Current Charges For This Account					\$ 593.66

Your bill may be lower than usual because this billing period of 19 days was shorter than normal.
 \$ 29.76 is your daily average cost this period excluding Utility User Tax (UUT)
 Service Voltage : 480 Volts
 Of your total charges, Franchise Fees represent : \$4.56
 Average Energy Charge during this period is : 5.30 cents/kWh
 *The Emergency Procurement Surcharge (EPS), effective 1/4/01, was approved by the California Public Utilities Commission to improve SCE's ability to continue financing wholesale power purchases for its customers. This surcharge is temporary and is subject to refund.

Detail

Energy Charges (E):		
Procured Energy	\$	254.10
Transmission Charges		(3.04)
Distribution Charges		250.75
Nuclear Decommissioning Charges		2.06
Public Purpose Program Charges		12.12
Emergency Procurement Surcharge		47.91
Other Charges		29.76
Current Amount Due	\$	593.66

(E) The Energy Charges reflect the amount included in your rate for recovery of energy procurement and generation costs. This service is subject to competition. You may purchase electricity from another supplier.

Electricity Usage



Meter Number	Dates and Readings		Usage
	From	To	
ACTUAL READ P831W-000034	03/16/01	04/04/01	4,791 kWh
Demand Date	Demand From	Time To	Season Peak Demand
04/02/01	10:45	11:00	Winter Off Peak 140 kW
04/03/01	00:15	00:30	Winter Super Off Peak 125 kW

Demand Meter Information
 Maximum Demand : 140.0 kW

Customer and Service Address
 JOSE MARITORENA INCORPORATED
 51320 150TH ST W *Banwell*
 ROSAMOND CA 93560

Date Bill Prepared
 Aug 08, 2001
 Next Meter Read on or about
 Aug 31, 2001

Your Customer Account Number
2-22-302-2054
 24-hr. Customer Service
1 (800) 990-7788

Service Account 3-018-2023-06
 Rotating Outage Group A047
 Rate Schedule TOU-PA-SOP-2

Summary Service / Billing Period - 04/04/01 to 05/03/01 (29 days) - Winter Season



Facilities Rel Demand	139 kW	x \$2.85000	\$	396.15
Demand Charge Total				\$ 396.15
Winter Off Peak	43,720 kWh	x \$0.05381		2,352.57
Winter SuperOff Peak	16,175 kWh	x \$0.02574		416.34
Current Energy Bill				\$ 2,768.91
Customer Charge				42.80
EPS*	59,895 kWh	x \$0.01000		598.95
Current Billing Detail Subtotal				\$ 3,806.81
Los Angeles Co UUT	\$ 3,806.81	x 5.00000%		190.34
State Tax	59,895 kWh	x \$0.00020		11.98
Current Charges For This Account				\$ 4,009.13

\$ 131.68 is your daily average cost this period excluding Utility User Tax (UUT)
 Service Voltage : 480 Volts

Of your total charges, Franchise Fees represent : \$30.79

Average Energy Charge during this period is : 4.45 cents/kWh

*The Emergency Procurement Surcharge (EPS), effective 1/4/01, was approved by the California Public Utilities Commission to improve SCE's ability to continue financing wholesale power purchases for its customers. This surcharge is temporary and is subject to refund.

Detail

Energy Charges (E):	
Procured Energy	\$ 2,665.25
Transmission Charges	(86.49)
Distribution Charges	444.63
Nuclear Decommissioning Charges	25.75
Public Purpose Program Charges	151.53
Emergency Procurement Surcharge	598.95
Other Charges	209.51
Current Amount Due	\$ 4,009.13

(E) The Energy Charges reflect the amount included in your rate for recovery of energy procurement and generation costs. This service is subject to competition. You may purchase electricity from another supplier.

Electricity Usage



Meter Number	Dates and Readings		Usage		
	From	To			
ACTUAL READ P831W-000034	04/04/01	05/03/01	59,895 kWh		
Demand Date	Demand From	Time To	Season	Peak	Demand
04/04/01	21:15	21:30	Winter	Off Peak	139 kW
04/04/01	05:30	05:45	Winter Super	Off Peak	134 kW

— Demand Meter Information —
 Maximum Demand : 139.0 kW

Customer and Service Address
 JOSE MARITORENA INCORPORATED
 51320 150TH ST W *Barnwell*
 ROSAMOND CA 93560

Date Bill Prepared
 Aug 08, 2001
 Next Meter Read on or about
 Aug 31, 2001

Service Account 3-018-2023-06
 Rotating Outage Group A047
 Rate Schedule TOU-PA-SOP-2

Your Customer Account Number
2-22-302-2054

24-hr. Customer Service
1 (800) 990-7788



Summary Service / Billing Period - 05/03/01 to 06/04/01 (32 days) - Winter/Summer Season

Facilities Rel Demand	132 kW	× \$2.85000	\$	376.20
Demand Charge Total				\$ 376.20
Winter Off Peak	39,093 kWh	× \$0.05381		2,103.59
Winter SuperOff Peak	13,713 kWh	× \$0.02574		352.97
Current Energy Bill				\$ 2,456.56
Customer Charge				42.80
EPS*	51,156 kWh	× \$0.01000		511.56
Current Billing Detail Subtotal				\$ 3,387.12
Los Angeles Co UUT	\$ 3,387.12	× 5.00000%		169.36
State Tax	52,806 kWh	× \$0.00020		10.56
Current Charges For This Account				\$ 3,567.04

\$ 106.18 is your daily average cost this period excluding Utility User Tax (UUT)
 Service Voltage : 480 Volts
 Of your total charges, Franchise Fees represent : \$27.39
 Average Energy Charge during this period is : 4.49 cents/kWh
 *The Emergency Procurement Surcharge (EPS), effective 1/4/01, was approved by the California Public Utilities Commission to improve SCE's ability to continue financing wholesale power purchases for its customers. This surcharge is temporary and is subject to refund.

Detail

Energy Charges (E):			
DWR Energy (D)	271 kWh	× \$0.09317	\$ 25.25
Procured Energy			2,343.69
Transmission Charges			(75.78)
Distribution Charges			419.76
Nuclear Decommissioning Charges			22.71
Public Purpose Program Charges			133.60
Emergency Procurement Surcharge			511.56
Other Charges			186.25
Current Amount Due			\$ 3,567.04

- (E) The Energy Charges reflect the amount included in your rate for recovery of energy procurement and generation costs. This service is subject to competition. You may purchase electricity from another supplier.
- (D) These charges are being collected by Southern California Edison as an agent for the Department of Water Resources (DWR) for that portion of energy DWR procured.

Electricity Usage

Meter Number	Dates and Readings		Usage		
	From	To			
ACTUAL READ P831W-000034	05/03/01	06/04/01	52,806 kWh		
Demand Date	Demand From	Time To	Season	Peak	Demand
06/03/01	06:00	06:15	Summer	Off Peak	0 kW
06/03/01	00:00	00:15	Summer Super	Off Peak	0 kW

Customer and Service Address
 JOSE MARITORENA INCORPORATED
 51320 150TH ST W *Barnwell*
 ROSAMOND CA 93560

Date Bill Prepared
 Aug 08, 2001
 Next Meter Read on or about
 Aug 31, 2001

Your Customer Account Number
2-22-302-2054

24-hr. Customer Service
1 (800) 990-7788

Service Account Rotating Outage Rate Schedule
3-018-2023-06 Group A047 TOU-PA-SOP-2

Summary Service / Billing Period - 06/04/01 to 07/03/01 (29 days) - Summer Season



Facilities Rel Demand	134 kW	x \$2.85000	\$	381.90
Demand Charge Total			\$	381.90
Summer Off Peak	39,595 kWh	x \$0.07417		2,936.76
Summer SuperOff Peak	16,033 kWh	x \$0.05074		813.51
Current Energy Bill			\$	3,750.27
Customer Charge				42.80
Current Billing Detail Subtotal			\$	4,174.97
Los Angeles Co UUT	\$ 4,174.97	x 5.00000%		208.75
State Tax	55,628 kWh	x \$0.00020		11.13
Current Charges For This Account			\$	4,394.85

\$ 144.35 is your daily average cost this period excluding Utility User Tax (UUT)
 Service Voltage : 480 Volts
 Of your total charges, Franchise Fees represent : \$33.76
 Average Energy Charge during this period is : 6.57 cents/kWh

Detail

Energy Charges (E):				
DWR Energy (D)	12,067 kWh	x \$0.09317	\$	1,124.28
Procured Energy				2,531.81
Transmission Charges				(80.08)
Distribution Charges				427.64
Nuclear Decommissioning Charges				23.92
Public Purpose Program Charges				140.74
Other Charges				226.54
Current Amount Due			\$	4,394.85

(E) The Energy Charges reflect the amount included in your rate for recovery of energy procurement and generation costs. This service is subject to competition. You may purchase electricity from another supplier.

(D) These charges are being collected by Southern California Edison as an agent for the Department of Water Resources (DWR) for that portion of energy DWR procured.

Electricity Usage



Meter Number	Dates and Readings		Usage		
	From	To			
ACTUAL READ P831W-000034	06/04/01	07/03/01	55,628 kWh		
Demand Date	Demand From	Time To	Season	Peak	Demand
06/04/01	13:00	13:15	Summer	On Peak	0 kW
06/13/01	17:30	17:45	Summer	Off Peak	134 kW
06/16/01	05:00	05:15	Summer	Super Off Peak	129 kW

Demand Meter Information

Maximum Demand : 134.0 kW

Customer and Service Address
 JOSE MARITORENA INCORPORATED
 51320 150TH ST W *Bern well*
 ROSAMOND CA 93560

Date Bill Prepared
 Aug 08, 2001
 Next Meter Read on or about
 Aug 31, 2001

Your Customer Account Number
2-22-302-2054

24-hr. Customer Service
1 (800) 990-7788

Service Account Rotating Outage Rate Schedule
3-018-2023-06 Group A047 TOU-PA-SOP-2

Summary Service / Billing Period - 07/03/01 to 08/01/01 (29 days) - Summer Season



Facilities Rel Demand	132 kW	x \$2.85000	\$	376.20
Demand Charge Total			\$	376.20
Summer Off Peak	49,633 kWh	x \$0.07417		3,681.28
Summer SuperOff Peak	20,440 kWh	x \$0.05074		1,037.13
Current Energy Bill			\$	4,718.41
Customer Charge				42.80
Current Billing Detail Subtotal			\$	5,137.41
Los Angeles Co UUT	\$ 5,137.41	x 5.00000%		256.87
State Tax	70,073 kWh	x \$0.00020		14.01

Current Charges For This Account \$ **5,408.29**

\$ 177.64 is your daily average cost this period excluding Utility User Tax (UUT)
 Service Voltage : 480 Volts
 Of your total charges, Franchise Fees represent : \$41.55
 Average Energy Charge during this period is : 6.55 cents/kWh

Detail

Energy Charges (E):				
DWR Energy (D)	15,591 kWh	x \$0.09317	\$	1,452.61
Procured Energy				3,135.01
Transmission Charges				(102.71)
Distribution Charges				436.68
Nuclear Decommissioning Charges				30.13
Public Purpose Program Charges				177.28
Other Charges				279.29
Current Amount Due			\$	5,408.29

(E) The Energy Charges reflect the amount included in your rate for recovery of energy procurement and generation costs. This service is subject to competition. You may purchase electricity from another supplier.

(D) These charges are being collected by Southern California Edison as an agent for the Department of Water Resources (DWR) for that portion of energy DWR procured.

Electricity Usage



Meter Number	Dates and Readings		Usage		
	From	To			
ACTUAL READ P831W-000034	07/03/01	08/01/01			70,073 kWh
Demand Date	Demand From	Time To	Season	Peak	Demand
07/03/01	13:00	13:15	Summer	On Peak	0 kW
07/10/01	10:30	10:45	Summer	Off Peak	132 kW
07/12/01	00:30	00:45	Summer Super	Off Peak	129 kW

_____ Demand Meter Information _____
 Maximum Demand : 132.0 kW

Customer and Service Address
JOSE MARITORENA INCORPORATED
 51251 140TH ST W *yardwell*
 ROSAMOND CA 93560

Date Bill Prepared
 Aug 08, 2001
 Next Meter Read on or about
 Aug 31, 2001

Your Customer Account Number
2-22-302-2054

24-hr. Customer Service
1 (800) 990-7788

Service Account Rotating Outage Rate Schedule
3-018-2031-52 Group A047 TOU-PA-SOP-2

Summary Service / Billing Period - 07/03/01 to 08/01/01 (29 days) - Summer Season



Facilities Rel Demand	101 kW	x \$2.85000	\$	287.85
Demand Charge Total			\$	287.85
Summer Off Peak	34,572 kWh	x \$0.07417		2,564.21
Summer SuperOff Peak	14,565 kWh	x \$0.05074		739.03
Current Energy Bill			\$	3,303.24
Customer Charge				42.80
Current Billing Detail Subtotal			\$	3,633.89
Los Angeles Co UUT		\$ 3,633.89 x 5.00000%		181.69
State Tax		49,137 kWh x \$0.00020		9.83
Current Charges For This Account			\$	3,825.41

\$ 125.65 is your daily average cost this period excluding Utility User Tax (UUT)
 Service Voltage : 480 Volts
 Of your total charges, Franchise Fees represent : \$29.39
 Average Energy Charge during this period is : 6.55 cents/kWh

Detail

Energy Charges (E):			\$	1,018.63
DWR Energy (D)	10,933 kWh	x \$0.09317	\$	2,198.72
Procured Energy				(71.60)
Transmission Charges				336.80
Distribution Charges				21.13
Nuclear Decommissioning Charges				124.32
Public Purpose Program Charges				197.41
Other Charges				
Current Amount Due			\$	3,825.41

(E) The Energy Charges reflect the amount included in your rate for recovery of energy procurement and generation costs. This service is subject to competition. You may purchase electricity from another supplier.


(D) These charges are being collected by Southern California Edison as an agent for the Department of Water Resources (DWR) for that portion of energy DWR procured.

Electricity Usage



Meter Number	Dates and Readings		Usage		
	From	To			
ACTUAL READ P831W-000048	07/03/01	08/01/01	49,137 kWh		
Demand Date	Demand From	Time To	Season	Peak	Demand
07/03/01	13:00	13:15	Summer	On Peak	0 kW
07/15/01	07:00	07:15	Summer	Off Peak	101 kW
07/12/01	00:00	00:15	Summer Super	Off Peak	93 kW

Demand Meter Information
 Maximum Demand : 101.0 kW



Southern California Edison Company.,
An EDISON INTERNATIONAL® Company
O. Box 600, Rosemead, CA 91771-0001

Customer and Mailing Address
JOSE MARITORENA INCORPORATED
300 E PANAMA RD
BAKERSFIELD CA 93307

Date Bill Prepared
Sept 07, 2001

Bill

Your Customer Account Number
2-22-302-2054
24-hr. Customer Service
1 (800) 990-7788

Page 1 of 9



Update

Amount of Previous Statement 08/08/01 \$21,832.61
Payment received 08/22/01 - Thank you \$ (21,832.61)
Account Balance..... \$ **0.00**



**Summary
Of
Billing
Detail**

Service Account	Rate Schedule	Service Address	Current Charges
3-018-2022-56	PA-2	14551 W AVENUE B LANCASTER, CA	\$ 31.87
3-018-2023-06	TOU-PA-SOP-2	51320 150TH ST W ROSAMOND, CA	4,728.43
3-018-2023-67	DOMESTIC	51249 140TH ST W ROSAMOND, CA	4.79
3-018-2031-52	TOU-PA-SOP-2	51251 140TH ST W ROSAMOND, CA	2,992.18

Current amount must be paid by 09/26/01 \$ 7,757.27



Message

Reminder - A late payment charge will be applied to the total unpaid balance on your account if your payment is not received by the due date shown on this bill or in accordance with SCE tariffs.
* * * * *

DID YOU KNOW ...

That SCE's customer phone centers handle over a million calls per month? For other interesting facts about SCE, and to learn how to use your rotating outage group number and more, see this month's Customer Connection bill insert.

*88 9-13-01
#3281*

(14-574)

- Please detach stub below and return with your payment -

Usage Comparison		This Year	Last Year
Kilowatt-hour (kWh) used		.00	No
Number of days		30	Comparable
Average usage per day		.00	Usage
Percent change		0%	

***** Important Message regarding this Service Account *****

* * * * *

CALIFORNIA 20/20 REBATE PROGRAM
Earn a 20% rebate on your monthly electricity charges this Summer!
For information on the California 20/20 Rebate Program visit our
Web site at www.sce.com or call us at 1-800-799-4209.

* * * * *

Customer and Service Address
 JOSE MARITORENA INCORPORATED
 51320 150TH ST W *Barnwell*
 ROSAMOND CA 93560

Date Bill Prepared
 Sept 07, 2001
 Next Meter Read on or about
 Oct 02, 2001

Your Customer Account Number
2-22-302-2054

24-hr. Customer Service
1 (800) 990-7788

Service Account **3-018-2023-06** Rotating Outage Group A047 Rate Schedule TOU-PA-SOP-2

Summary Service / Billing Period - 08/01/01 to 08/31/01 (30 days) - Summer Season



Facilities Rel Demand	131 kW	x \$2.85000	\$	373.35
Demand Charge Total			\$	373.35
Summer Off Peak	42,566 kWh	x \$0.07417		3,157.12
Summer SuperOff Peak	18,101 kWh	x \$0.05074		918.44
Current Energy Bill			\$	4,075.56
Customer Charge				42.80
Current Billing Detail Subtotal			\$	4,491.71
Los Angeles Co UUT	\$ 4,491.71	x 5.00000%		224.59
State Tax	60,667 kWh	x \$0.00020		12.13
Current Charges For This Account			\$	4,728.43

\$ 150.13 is your daily average cost this period excluding Utility User Tax (UUT)
 Service Voltage : 480 Volts
 Of your total charges, Franchise Fees represent : \$36.32
 Average Energy Charge during this period is : 6.53 cents/kWh

Detail

Energy Charges (E):				
DWR Energy (D)	16,771 kWh	x \$0.09306	\$	1,560.71
Procured Energy				2,400.67
Transmission Charges				(81.42)
Distribution Charges				424.90
Nuclear Decommissioning Charges				26.09
Public Purpose Program Charges				153.49
Other Charges				243.99
Current Amount Due			\$	4,728.43

(E) The Energy Charges reflect the amount included in your rate for recovery of energy procurement and generation costs. This service is subject to competition. You may purchase electricity from another supplier.

(D) These charges are being collected by Southern California Edison as an agent for the Department of Water Resources (DWR) for that portion of energy DWR procured.

Electricity



Usage

Meter Number	Dates and Readings		Usage		
	From	To			
ACTUAL READ P831W-000034	08/01/01	08/31/01			60,667 kWh
Demand Date	Demand From	Time To	Season	Peak	Demand
08/01/01	13:00	13:15	Summer	On Peak	0 kW
08/21/01	10:30	10:45	Summer	Off Peak	131 kW
08/13/01	02:45	03:00	Summer Super	Off Peak	129 kW

Demand Meter Information

Maximum Demand : 131.0 kW



Southern California Edison Company
 An EDISON INTERNATIONAL Company
 P.O. Box 600, Rosemead, CA 91771-0001

Customer and Service Address
 JOSE MARITORENA INCORPORATED
 51251 140TH ST W
 ROSAMOND CA 93560 *Yard well*

Date Bill Prepared
 Sept 07, 2001
 Next Meter Read on or about
 Oct 02, 2001

Your Customer Account Number
2-22-302-2054
 24-hr. Customer Service
1 (800) 990-7788

Service Account 3-018-2031-52
 Rotating Outage Group A047
 Rate Schedule TOU-PA-SOP-2

Summary Service / Billing Period - 08/01/01 to 08/31/01 (30 days) - Summer Season



Facilities Rel Demand	103 kW	x \$2.85000	\$	293.55
Demand Charge Total			\$	293.55
Summer Off Peak	26,197 kWh	x \$0.07417		1,943.03
Summer SuperOff Peak	11,100 kWh	x \$0.05074		563.21
Current Energy Bill			\$	2,506.24
Customer Charge				42.80
Current Billing Detail Subtotal			\$	2,842.59
Los Angeles Co UUT		\$ 2,842.59 x 5.00000%		142.13
State Tax		37,297 kWh x \$0.00020		7.46
Current Charges For This Account				\$ 2,992.18

\$ 95.00 is your daily average cost this period excluding Utility User Tax (UUT)
 Service Voltage : 480 Volts
 Of your total charges, Franchise Fees represent : \$22.99
 Average Energy Charge during this period is : 6.56 cents/kWh

Detail

Energy Charges (E):				959.45
DWR Energy (D)	10,310 kWh	x \$0.09306	\$	1,486.88
Procured Energy				(48.93)
Transmission Charges				330.32
Distribution Charges				16.04
Nuclear Decommissioning Charges				94.36
Public Purpose Program Charges				154.06
Other Charges				
Current Amount Due			\$	2,992.18

- (E) The Energy Charges reflect the amount included in your rate for recovery of energy procurement and generation costs. This service is subject to competition. You may purchase electricity from another supplier.
- (D) These charges are being collected by Southern California Edison as an agent for the Department of Water Resources (DWR) for that portion of energy DWR procured.

Electricity Usage



Meter Number	Dates and Readings		Usage
	From	To	
ACTUAL READ P831W-000048	08/01/01	08/31/01	37,297 kWh
Demand Date	Demand From	Time To	Season Peak Demand
08/01/01	13:00	13:15	Summer On Peak 0 kW
08/28/01	17:45	18:00	Summer Off Peak 103 kW
08/23/01	00:15	00:30	Summer Super Off Peak 91 kW

Demand Meter Information
 Maximum Demand : 103.0 kW



Southern California Edison Company
An EDISON INTERNATIONAL® Company
P.O. Box 600, Rosemead, CA 91771-0001

Customer and Mailing Address
JOSE MARITORENA INCORPORATED
300 E PANAMA RD
BAKERSFIELD CA 93307

Date Bill Prepared
Oct 06, 2001

Your Customer Account Number
2-22-302-2054
24-hr. Customer Service
1 (800) 990-7788

Bio

Page 1 of 9



Update

Amount of Previous Statement 09/07/01 \$7,757.27
Payment received 09/19/01 - Thank you \$ (7,757.27)
Account Balance..... \$ **0.00**



**Summary
Of
Billing
Detail**

Service Account	Rate Schedule	Service Address	Current Charges
3-018-2022-56	PA-2	14551 W AVENUE B LANCASTR, CA	\$ 31.87
3-018-2023-06	TOU-PA-SOP-2	51320 150TH ST W ROSAMOND, CA	6,235.36
3-018-2023-67	DOMESTIC	51249 140TH ST W ROSAMOND, CA	4.63
3-018-2031-52	TOU-PA-SOP-2	51251 140TH ST W ROSAMOND, CA	3,802.39

Current amount must be paid by 10/25/01 \$ 10,074.25



Message

Reminder - A late payment charge will be applied to the total unpaid balance on your account if your payment is not received by the due date shown on this bill or in accordance with SCE tariffs.
* * * * *

Voluntary Renewable Energy Contributions
"California air quality can use your help. Look inside the enclosed Customer Connection for information about the Voluntary Renewables Contribution Program"

*Pd 10/20-01
#3338*

(14-574)

- Please detach stub below and return with your payment -

Usage Comparison	This Year	Last Year
Kilowatt-hour (kWh) used	.00	No
Number of days	32	Comparable
Average usage per day	.00	Usage
Percent change	0%	

*** * * Important Message regarding this Service Account * * ***

* * * * *

IMPORTANT INFORMATION

The Rotating Outage Group number shown on the upper portion of your bill may change. Group changes may occur at any time without notice due to electric system operating conditions. While we provide as much outage information as possible, SCE cannot predict

Customer and Service Address
 JOSE MARITORENA INCORPORATED
 51320 150TH ST W *Barnwell*
 ROSAMOND CA 93560

Date Bill Prepared
 Oct 06, 2001
 Next Meter Read on or about
 Nov 01, 2001

Your Customer Account Number
2-22-302-2054

24-hr. Customer Service
1 (800) 990-7788

Service Account Rotating Outage Rate Schedule
3-018-2023-06 Group A047 TOU-PA-SOP-2

Summary Service / Billing Period - 08/31/01 to 10/02/01 (32 days) - Summer/Winter Season



Facilities Rel Demand	132 kW	x \$2.85000	\$	376.20
Demand Charge Total			\$	376.20
Summer Off Peak	3,889 kWh	x \$0.07417		288.45
Summer SuperOff Peak	1,502 kWh	x \$0.05074		76.21
Winter Off Peak	52,803 kWh	x \$0.07881		4,161.40
Winter SuperOff Peak	19,287 kWh	x \$0.05074		978.62
Current Energy Bill			\$	5,504.68
Customer Charge				42.80
Current Billing Detail Subtotal			\$	5,923.68
Los Angeles Co UUT	\$ 5,923.68	x 5.00000%		296.18
State Tax	77,481 kWh	x \$0.00020		15.50
Current Charges For This Account			\$	6,235.36

\$ 185.60 is your daily average cost this period excluding Utility User Tax (UUT)
 Service Voltage : 480 Volts
 Of your total charges, Franchise Fees represent : \$47.90
 Average Energy Charge during this period is : 6.90 cents/kWh

Detail

Energy Charges (E):				
DWR Energy (D)	20,911 kWh	x \$0.09306	\$	1,945.98
Procured Energy				3,400.88
Transmission Charges				(105.75)
Distribution Charges				443.94
Nuclear Decommissioning Charges				33.32
Public Purpose Program Charges				196.03
Other Charges				320.96
Current Amount Due			\$	6,235.36

(E) The Energy Charges reflect the amount included in your rate for recovery of energy procurement and generation costs. This service is subject to competition. You may purchase electricity from another supplier.

(D) These charges are being collected by Southern California Edison as an agent for the Department of Water Resources (DWR) for that portion of energy DWR procured.

Electricity Usage



Meter Number	Dates and Readings		Usage		
	From	To			
ACTUAL READ P831W-000034	08/31/01	10/02/01	77,481. kWh		
Demand Date	Demand From	Time To	Season	Peak	Demand
08/31/01	13:00	13:15	Summer	On Peak	0 kW
09/01/01	09:30	09:45	Summer	Off Peak	130 kW
09/01/01	00:00	00:15	Summer Super	Off Peak	126 kW
09/09/01	14:30	14:45	Winter	Off Peak	132 kW
09/21/01	03:30	03:45	Winter Super	Off Peak	129 kW

Customer and Service Address
 JOSE MARITORENA INCORPORATED
 51251 140TH ST W *Yardwell*
 ROSAMOND CA 93560

Date Bill Prepared
 Oct 06, 2001
 Next Meter Read on or about
 Nov 01, 2001

Your Customer Account Number
2-22-302-2054

24-hr. Customer Service
1 (800) 990-7788

Service Account **3-018-2031-52** Rotating Outage Group A047 Rate Schedule TOU-PA-SOP-2

Summary Service / Billing Period - 08/31/01 to 10/02/01 (32 days) - Summer/Winter Season



Facilities Rel Demand	104 kW	x \$2.85000	\$	296.40
Demand Charge Total			\$	296.40
Summer Off Peak	2,534 kWh	x \$0.07417		187.95
Summer SuperOff Peak	945 kWh	x \$0.05074		47.95
Winter Off Peak	31,401 kWh	x \$0.07881		2,474.71
Winter SuperOff Peak	11,091 kWh	x \$0.05074		562.76
Current Energy Bill			\$	3,273.37
Customer Charge				42.80
Current Billing Detail Subtotal			\$	3,612.57
Los Angeles Co UUT		\$ 3,612.57 x 5.00000%		180.63
State Tax		45,971 kWh x \$0.00020		9.19
Current Charges For This Account				\$ 3,802.39

\$ 113.18 is your daily average cost this period excluding Utility User Tax (UUT)
 Service Voltage : 480 Volts
 Of your total charges, Franchise Fees represent : \$29.21
 Average Energy Charge during this period is : 6.94 cents/kWh

Detail

Energy Charges (E):				
DWR Energy (D)	12,407 kWh	x \$0.09306	\$	1,154.60
Procured Energy				2,036.46
Transmission Charges				(61.47)
Distribution Charges				341.38
Nuclear Decommissioning Charges				19.77
Public Purpose Program Charges				116.30
Other Charges				195.35
Current Amount Due			\$	3,802.39

(E) The Energy Charges reflect the amount included in your rate for recovery of energy procurement and generation costs. This service is subject to competition. You may purchase electricity from another supplier.


(D) These charges are being collected by Southern California Edison as an agent for the Department of Water Resources (DWR) for that portion of energy DWR procured.

Electricity



Usage

Meter Number	Dates and Readings		Usage		
	From	To			
ACTUAL READ P831W-000048	08/31/01	10/02/01			45,971 kWh
Demand Date	Demand From	Time To	Season	Peak	Demand
08/31/01	13:00	13:15	Summer	On Peak	0 kW
09/01/01	09:30	09:45	Summer	Off Peak	97 kW
09/01/01	00:00	00:15	Summer Super	Off Peak	82 kW
10/01/01	07:00	07:15	Winter	Off Peak	104 kW
09/21/01	01:30	01:45	Winter Super	Off Peak	93 kW



Southern California Edison Company
 An EDISON INTERNATIONAL Company
 P.O. Box 600, Rosemead, CA 91771-0001

Customer and Mailing Address
 JOSE MARITORENA INCORPORATED
 300 E PANAMA RD
 BAKERSFIELD CA 93307

Date Bill Prepared
 Nov 07, 2001

Your Customer Account Number
2-22-302-2054
 24-hr. Customer Service
1 (800) 990-7788

Page 1 of 9



Update

Amount of Previous Statement 10/06/01 \$10,074.25
 Payment received 10/24/01 - Thank you \$ (10,074.25)
 Account Balance \$ **0.00**



**Summary
 Of
 Billing
 Detail**

Service Account	Rate Schedule	Service Address	Current Charges
3-018-2022-56	PA-2	14551 W AVENUE B LANCASTR, CA	\$ 31.87
3-018-2023-06	TOU-PA-SOP-2	51320 150TH ST W ROSAMOND, CA	3,330.13
3-018-2023-67	DOMESTIC	51249 140TH ST W ROSAMOND, CA	5.16
3-018-2031-52	TOU-PA-SOP-2	51251 140TH ST W ROSAMOND, CA	1,386.30

Current amount must be paid by 11/26/01 \$ 4,753.46

pd 11-18-01 # 3376



Message

Reminder - A late payment charge will be applied to the total unpaid balance on your account if your payment is not received by the due date shown on this bill or in accordance with SCE tariffs.
 * * * * *

DIRECT ACCESS SUSPENDED

The right to acquire direct access service from other electric service providers was suspended by the CPUC as of 9/20/01.
 * * * * *

MAKE A DIFFERENCE IN YOUR COMMUNITY THIS WINTER...

by contributing to SCE's Energy Assistance Fund (EAF), an emergency program that helps people in need pay their winter electric bill. To contribute, and for more information, see the enclosed EAF envelope.
 * * * * *

See this month's Customer Connection bill insert

It contains information about: SCE's recovery plan, the Energy Assistance Fund, holiday lighting and safety, flag protocol, payment assistance, and more!

Maximum Demand : 0.0 kW

Usage Comparison	This Year	Last Year
Kilowatt-hour (kWh) used	.00	No
Number of days	30	Comparable
Average usage per day	.00	Usage

*** * * Important Message regarding this Service Account * * ***

IMPORTANT INFORMATION

The Rotating Outage Group number shown on the upper portion of your bill may change. Group changes may occur at any time without notice due to electric system operating conditions. While we provide as much outage information as possible, SCE cannot predict



Customer and Service Address
 JOSE MARITORENA INCORPORATED
 51320 150TH ST W - *Barnwell*
 ROSAMOND CA 93560

Date Bill Prepared
 Nov 07, 2001
 Next Meter Read on or about
 Dec 04, 2001

Your Customer Account Number
2-22-302-2054

24-hr. Customer Service

Service Account Rotating Outage Rate Schedule
3-018-2023-06 Group A047 TOU-PA-SOP-2

1 (800) 999-7788



Summary Service / Billing Period - 10/02/01 to 11/01/01 (30 days) - Winter Season

Facilities Rel Demand	134 kW	x \$2.85000	\$	381.90
Demand Charge Total			\$	381.90
Winter Off Peak	27,108 kWh	x \$0.07881		2,136.38
Winter SuperOff Peak	11,885 kWh	x \$0.05074		603.04
Current Energy Bill			\$	2,739.42
Customer Charge				42.80
Current Billing Detail Subtotal			\$	3,164.12
Los Angeles Co UUT	\$ 3,164.12	x 5.00000%		158.21
State Tax	38,993 kWh	x \$0.00020		7.80

Current Charges For This Account \$ **3,330.13**

\$ 105.73 is your daily average cost this period excluding Utility User Tax (UUT)
 Service Voltage : 480 Volts
 Of your total charges, Franchise Fees represent : \$25.59
 Average Energy Charge during this period is : 6.88 cents/kWh

Detail

Energy Charges (E):				
DWR Energy (D)	10,970 kWh	x \$0.09306	\$	1,020.87
Procured Energy				1,661.64
Transmission Charges				(49.84)
Distribution Charges				411.35
Nuclear Decommissioning Charges				16.77
Public Purpose Program Charges				98.65
Other Charges				170.69
Current Amount Due			\$	3,330.13

- (E) *The Energy Charges reflect the amount included in your rate for recovery of energy procurement and generation costs. Effective September 20, 2001, your ability to enter into new contracts or arrangements to purchase electricity from another supplier was suspended by the California Public Utilities Commission.*
- (D) *These charges are being collected by Southern California Edison as an agent for the Department of Water Resources (DWR) for that portion of energy DWR procured.*

Electricity Usage



Meter Number	Dates and Readings		Usage		
	From	To			
ACTUAL READ P831W-000034	10/02/01	11/01/01			38,993 kWh
Demand Date	Demand From	Time To	Season	Peak	Demand
10/23/01	11:00	11:15	Winter	Off Peak	134 kW
10/06/01	05:45	06:00	Winter Super	Off Peak	128 kW

Demand Meter Information
 Maximum Demand : 134.0 kW

Customer and Service Address
 JOSE MARITORENA INCORPORATED
 51251 140TH ST W *Yard well*
 ROSAMOND CA 93560

Date Bill Prepared
 Nov 07, 2001
 Next Meter Read on or about
 Dec 04, 2001

Your Customer Account Number
2-22-302-2054

24-hr. Customer Service
 1-800-999-7722

Service Account 3-018-2031-52
 Rotating Outage Group A047
 Rate Schedule TOU-PA-SOP-2

Summary Service / Billing Period - 10/02/01 to 11/01/01 (30 days) - Winter Season



Facilities Rel Demand	104 kW	x \$2.85000	\$	296.40
Demand Charge Total			\$	296.40
Winter Off Peak	9,575 kWh	x \$0.07881		754.61
Winter SuperOff Peak	4,411 kWh	x \$0.05074		223.81
Current Energy Bill			\$	978.42
Customer Charge				42.80
Current Billing Detail Subtotal			\$	1,317.62
Los Angeles Co UUT	\$ 1,317.62	x 5.00000%		65.88
State Tax	13,986 kWh	x \$0.00020		2.80
Current Charges For This Account			\$	1,386.30

\$ 44.01 is your daily average cost this period excluding Utility User Tax (UUT)
 Service Voltage : 480 Volts
 Of your total charges, Franchise Fees represent : \$10.66
 Average Energy Charge during this period is : 7.00 cents/kWh

Detail

Energy Charges (E):				
DWR Energy (D)	3,935 kWh	x \$0.09306	\$	366.19
Procured Energy				613.41
Transmission Charges				(15.08)
Distribution Charges				310.03
Nuclear Decommissioning Charges				6.01
Public Purpose Program Charges				35.38
Other Charges				70.36
Current Amount Due			\$	1,386.30

- (E) The Energy Charges reflect the amount included in your rate for recovery of energy procurement and generation costs. Effective September 20, 2001, your ability to enter into new contracts or arrangements to purchase electricity from another supplier was suspended by the California Public Utilities Commission.
- (D) These charges are being collected by Southern California Edison as an agent for the Department of Water Resources (DWR) for that portion of energy DWR procured.

Electricity



Usage

Meter Number	Dates and Readings		Usage
	From	To	
ACTUAL READ P831W-000048	10/02/01	11/01/01	13,986 kWh
Demand Date	Demand From	Time To	Season Peak Demand
10/15/01	12:45	13:00	Winter Off Peak 104 kW
10/02/01	00:00	00:15	Winter Super Off Peak 82 kW

Demand Meter Information
 Maximum Demand : 104.0 kW



Southern California Edison Company
An EDISON INTERNATIONAL Company
P.O. Box 600, Rosemead, CA 91771-0001

Customer and Mailing Address
JOSE MARITORENA INCORPORATED
300 E PANAMA RD
BAKERSFIELD CA 93307

Date Bill Prepared
Dec 08, 2001

Your Customer Account Number
2-22-302-2054
24-hr. Customer Service
1 (800) 990-7788

Page 1 of 5



Update Amount of Previous Statement 11/07/01 \$4,753.46
Payment received 11/26/01 - Thank you \$ (4,753.46)
Account Balance..... \$ **0.00**



**Summary
Of
Billing
Detail**

Service Account	Rate Schedule	Service Address	Current Charges
3-018-2022-56	PA-2	14551 W AVENUE B LANCASTR, CA	\$ 31.87
3-018-2023-06 <i>To be billed at a later date</i>	TOU-PA-SOP-2	51320 150TH ST W ROSAMOND, CA	N/A
3-018-2023-67	DOMESTIC	51249 140TH ST W ROSAMOND, CA	3.63
3-018-2031-52 <i>To be billed at a later date</i>	TOU-PA-SOP-2	51251 140TH ST W ROSAMOND, CA	N/A

Current amount must be paid by 12/27/01 \$ **35.50**

12-17-01 # 3413



Message Reminder - A late payment charge of 0.9% will be applied to the total unpaid balance on your account if full payment is not received by the due date on this bill. For designated State agencies, the late payment charge will be applied in accordance with SCE tariffs.

Meet a Customer Hero!
See the enclosed Customer Connection bill insert for this story and information on how SCE protects your privacy, keeping children safe, and tips on your SCE bill.

(14-574)

- Please detach stub below and return with your payment -

Usage Comparison	This Year	Last Year
Kilowatt-hour (kWh) used	.00	No
Number of days	33	Comparable
Average usage per day	.00	Usage

***** Important Message regarding this Service Account *****

IMPORTANT INFORMATION
The Rotating Outage Group number shown on the upper portion of your bill may change. Group changes may occur at any time without notice due to electric system operating conditions. While we provide as much outage information as possible, SCE cannot predict

Customer and Service Address
SCE MARITORENA INCORPORATED
14551 W AVENUE B
LANCASTER CA 93534

Date Bill Prepared
Dec 08, 2001
Next Meter Read on or about
Jan 04, 2002

Your Customer Account Number
2-22-302-2054

24-hr. Customer Service
1 (800) 990-7788

Service Account **3-018-2022-56** Rotating Outage Group **A047** Rate Schedule **PA-2**

Summary Service / Billing Period - 11/01/01 to 12/04/01 (33 days) - Winter Season



Customer Charge		\$	30.35
Current Billing Detail Subtotal		\$	30.35
Los Angeles Co UUT			1.52
State Tax	\$ 30.35 x 5.00000%		1.52
	0 kWh x \$0.00020		0.00
Current Charges For This Account		\$	31.87

\$.92 is your daily average cost this period excluding Utility User Tax (UUT)
Service Voltage : 480 Volts

Of your total charges, Franchise Fees represent : \$0.25
Average Energy Charge during this period is : 0.00 cents/kWh

Detail

Energy Charges (E):			
DWR Energy (D)	0 kWh x \$0.08881	\$	0.00
Procured Energy			0.04
Transmission Charges			0.00
Distribution Charges			0.00
Nuclear Decommissioning Charges			30.31
Public Purpose Program Charges			0.00
Other Charges			0.00
Current Amount Due		\$	31.87

(E) The Energy Charges reflect the amount included in your rate for recovery of energy procurement and generation costs. Effective September 20, 2001, your ability to enter into new contracts or arrangements to purchase electricity from another supplier was suspended by the California Public Utilities Commission.

(D) These charges are being collected by Southern California Edison as an agent for the Department of Water Resources (DWR) for that portion of energy DWR procured.

Electricity Usage



Meter Number	Dates and Readings		Usage
	From	To	
ACTUAL READ 732K-001264	11/01/01 33313	12/04/01 33313	0 kWh

Demand Meter Information
Maximum Demand : 0.0 kW

Kilowatt-hour (kWh) used Number of days Average usage per day	Usage Comparison	
	This Year	Last Year
	.00	No
	33	Comparable
	.00	Usage

***** Important Message regarding this Service Account *****

IMPORTANT INFORMATION
The Rotating Outage Group number shown on the upper portion of your bill may change. Group changes may occur at any time without notice due to electric system operating conditions. While we provide as much outage information as possible, SCE cannot predict



(14-574)



Southern California Edison Company
An EDISON INTERNATIONAL Company
P.O. Box 600, Rosemead, CA 91771-0001

Customer and Mailing Address
JOSE MARITORENA INCORPORATED
300 E PANAMA RD
BAKERSFIELD CA 93307

Date Bill Prepared
Jan 10, 2002

Your Customer Account Number
2-22-302-2054
24-hr. Customer Service
1 (800) 990-7788

Bio the

2001

Page 1 of 9



Update Amount of Previous Statement 12/08/01 \$35.50
Payment received 12/21/01 - Thank you \$ (35.50)
Account Balance..... \$ 0.00



Summary Of Billing Detail	Service Account	Rate Schedule	Service Address	Current Charges
	3-018-2022-56	PA-2	14551 W AVENUE B LANCASTER, CA	\$ 31.87
	3-018-2023-06	TOU-PA-SOP-2	51320 150TH ST W ROSAMOND, CA	1,106.34
	3-018-2023-67	DOMESTIC	51249 140TH ST W ROSAMOND, CA	2.21
	3-018-2031-52	TOU-PA-SOP-2	51251 140TH ST W ROSAMOND, CA	224.49

Current amount must be paid by 01/29/02 \$ 1,364.91

Pd 1-14-02 # 3461



Message Reminder - A late payment charge of 0.9% will be applied to the total unpaid balance on your account if full payment is not received by the due date on this bill. For designated State agencies, the late payment charge will be applied in accordance with SCE tariffs. * * * * *

Stay Safe during Storm Season.
This month's Customer Connection bill insert gives storm safety tips, along with steps to check your circuit breaker if the lights go out. You will also find helpful tips on volunteering at your child's school, how to read a power content label, and information on SCE's Customer Communication Centers.

(14-574) - Please detach stub below and return with your payment -
Maximum Demand: 0.0 kW

Usage Comparison	This Year	Last Year
Kilowatt-hour (kWh) used	.00	No
Number of days	30	Comparable
Average usage per day	.00	Usage

*** * * Important Message regarding this Service Account * * ***
* * * * *

IMPORTANT INFORMATION
The Rotating Outage Group number shown on the upper portion of your bill may change. Group changes may occur at any time without notice due to electric system operating conditions. While we provide as much outage information as possible, SCE cannot predict

Customer and Service Address

JOSE MARITORENA INCORPORATED
 51320 150TH ST W
 ROSAMOND CA 93560

Barnwell

Date Bill Prepared

Jan 10, 2002
 Next Meter Read on or about
 Feb 04, 2002

Your Customer Account Number
2-22-302-2054

24-hr. Customer Service
1 (800) 990-7788

Service Account
3-018-2023-06

Rotating Outage
 Group A047

Rate Schedule
 TOU-PA-SOP-2

Summary Service / Billing Period - 11/01/01 to 12/04/01 (33 days) - Winter Season



Facilities Rel Demand	131 kW	x \$2.85000	\$	373.35
Demand Charge Total			\$	373.35
Winter Off Peak	6,659 kWh	x \$0.07881		524.80
Winter SuperOff Peak	2,188 kWh	x \$0.05074		111.02
Current Energy Bill			\$	635.82
Customer Charge				42.80
Current Billing Detail Subtotal			\$	1,051.97
Los Angeles Co UUT	\$ 1,051.97	x 5.00000%		52.60
State Tax	8,847 kWh	x \$0.00020		1.77
Current Charges For This Account			\$	1,106.34

\$ 31.93 is your daily average cost this period excluding Utility User Tax (UUT)
 Service Voltage : 480 Volts
 Of your total charges, Franchise Fees represent : \$8.51
 Average Energy Charge during this period is : 7.43 cents/kWh

Detail

Energy Charges (E):				
DWR Energy (D)	1,857 kWh	x \$0.09306	\$	172.81
Procured Energy				484.08
Transmission Charges				(6.28)
Distribution Charges				374.12
Nuclear Decommissioning Charges				3.80
Public Purpose Program Charges				22.38
Other Charges				55.43
Current Amount Due			\$	1,106.34

(E) The Energy Charges reflect the amount included in your rate for recovery of energy procurement and generation costs. Effective September 20, 2001, your ability to enter into new contracts or arrangements to purchase electricity from another supplier was suspended by the California Public Utilities Commission.

(D) These charges are being collected by Southern California Edison as an agent for the Department of Water Resources (DWR) for that portion of energy DWR procured.

Electricity



Usage

Meter Number	Dates and Readings		Usage		
	From	To			
ACTUAL READ P831W-000034	11/01/01	12/04/01			8,847 kWh
Demand Date	Demand From	Time To	Season	Peak	Demand
11/06/01	12:00	12:15	Winter	Off Peak	131 kW
11/08/01	00:00	00:15	Winter Super	Off Peak	125 kW

Demand Meter Information

Maximum Demand : 131.0 kW



Southern California Edison Company
 An EDISON INTERNATIONAL Company
 P.O. Box 600, Rosemead, CA 91771-0001

Customer and Service Address
 JOSE MARITORENA INCORPORATED
 51251 140TH ST W
 ROSAMOND CA 93560

Yardwell

Date Bill Prepared
 Jan 10, 2002
 Next Meter Read on or about
 Feb 04, 2002

Your Customer Account Number
2-22-302-2054
 24-hr. Customer Service
1 (800) 990-7788

Service Account **3-018-2031-52** Rotating Outage Group A047 Rate Schedule TOU-PA-SOP-2

Summary Service / Billing Period - 11/01/01 to 12/04/01 (33 days) - Winter Season



Facilities Rel Demand	60 kW	x \$2.85000	\$	171.00
Demand Charge Total			\$	171.00
Customer Charge				42.80
Current Billing Detail Subtotal			\$	213.80
Los Angeles Co UUT	\$ 213.80	x 5.00000%		10.69
State Tax	0 kWh	x \$0.00020		0.00
Current Charges For This Account				\$ 224.49

\$ 6.48 is your daily average cost this period excluding Utility User Tax (UUT)
 Service Voltage : 480 Volts
 Of your total charges, Franchise Fees represent : \$1.73
 Average Energy Charge during this period is : 0.00 cents/kWh

Detail

Energy Charges (E):			\$	0.00
DWR Energy (D)	0 kWh	x \$0.09306		27.11
Procured Energy				3.00
Transmission Charges				183.69
Distribution Charges				0.00
Nuclear Decommissioning Charges				0.00
Public Purpose Program Charges				10.69
Other Charges				
Current Amount Due			\$	224.49

(E) The Energy Charges reflect the amount included in your rate for recovery of energy procurement and generation costs. Effective September 20, 2001, your ability to enter into new contracts or arrangements to purchase electricity from another supplier was suspended by the California Public Utilities Commission.

(D) These charges are being collected by Southern California Edison as an agent for the Department of Water Resources (DWR) for that portion of energy DWR procured.

Electricity Usage



Meter Number	Dates and Readings		Usage		
	From	To			
ACTUAL READ P831W-000048	11/01/01	12/04/01			0 kWh
Demand Date	Demand From	Time To	Season	Peak	Demand
11/01/01	06:00	06:15	Winter	Off Peak	0 kW
11/01/01	00:00	00:15	Winter	Super Off Peak	0 kW

Demand Meter Information

50% of the Previous High Billing Demand : 60.0 kW
 Maximum Demand : 0.0 kW

Usage Comparison

	This Year	Last Year
Kilowatt-hour (kWh) used	.00	No
Number of days	33	Comparable
Average usage per day	.00	Usage



P.O. Box 300
Rosemead, CA
91772-0001
www.sce.com

Your electricity bill

JOSE MARITORENA INCORPORATED / Page 1 of 12

For billing and service inquiries call 1-800-990-7788,
Mon - Fri 7 a.m. to 7 p.m. and Saturday 8 a.m. to 5 p.m.
For emergency services call 24 hrs a day, 7 days a week

Customer account 2-22-302-2054

Date bill prepared: Jan 11 '11

300 PANAMA RD
BAKERSFIELD, CA 93307-6261

2011

Your account summary

Amount of your last bill	\$3,600.51
Payment we received on Dec 17 '10 - thank you	-\$3,600.51
Balance forward	\$0.00
Your new charges	\$3,938.75
Total amount you owe by Jan 31 '11	\$3,938.75

Bio Gro

pd 1-17-11 # 8713

Summary of your billing detail

Service account	Service address	Billing period	Your rate	New charges
3-018-2022-56	14551 W AVENUE B LANCASTR, CA	Dec 3 '10 to Jan 5 '11	TOU-PA-B	\$1,623.62
3-018-2023-06	51320 150TH ST W ROSAMOND, CA	Dec 3 '10 to Jan 5 '11	TOU-PA-B	\$154.84
3-018-2023-67	51249 140TH ST W ROSAMOND, CA	Dec 3 '10 to Jan 5 '11	DOMESTIC	\$2.04
3-018-2031-52	51251 140TH ST W ROSAMOND, CA	Dec 3 '10 to Jan 5 '11	TOU-PA-B	\$2,158.25
				\$3,938.75

Things you should know

We're here to help.....

If you are having difficulty paying your bill, please contact us immediately. You may be eligible for a payment arrangement or other financial assistance. For information please visit www.sce.com/billhelp or call 800-950-2356.

Please return the payment stub below with your payment and make your check payable to Southern California Edison.
If you want to pay in person, call 1-800-747-8908 for locations, or you can pay online at www.sce.com.

(14-574)

Tear here

Tear here

Off peak	705 kWh x \$0.01295	\$9.13	charge
DWR bond charge	8,711 kWh x \$0.00515	\$44.86	• \$8.62 new system generation charge
DWR bond charge	1,202 kWh x \$0.00505	\$6.07	
Customer charge		\$122.94	Your Generation charges include:
			• \$22.21 competition transition charge
Generation charges			Your overall energy charges include:
DWR			• \$14.05 franchise fees
Energy-Winter			
Mid peak	960 kWh x \$0.03763	\$36.12	
Mid peak	132 kWh x \$0.03952	\$5.22	Additional information:
Off peak	1,363 kWh x \$0.03763	\$51.29	• DWR provided 26.667% of the energy you used this month
Off peak	188 kWh x \$0.03952	\$7.43	• Service voltage: 480 volts
SCE			
Energy-Winter			
Mid peak	3,004 kWh x \$0.06096	\$183.12	

(Continued on next page)

Account 3-018-2022-56
 Address 14551 W AVENUE B
 LANCASTER, CA 93534
 Group A047

B-well

Compare the electricity you are using

For meter 3412M-007924 from Dec 3 '10 to Jan 5 '11
 Total electricity you used this month in kWh

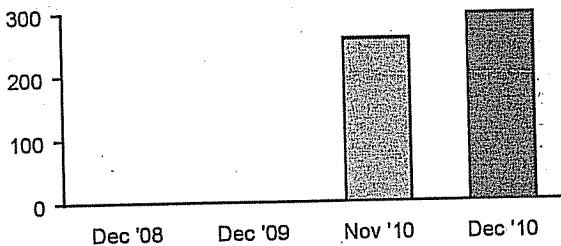
9,913

Your next meter read will be on or about Feb 3 '11.

	Electricity (kWh)	Demand (kW)
Winter Season		
Mid peak	4,096	105 (Dec 13 '10 13:30 to 13:45)
Off peak	5,817	105 (Dec 12 '10 20:45 to 21:00)
Total	9,913	

Maximum demand is 105.0 kW

Your daily average electricity usage (kWh)



Your monthly usage may be higher than usual...
 Based on your historical usage pattern, your monthly usage is trending higher than normal. As a result, you may notice an increase in your bill. If you would like information on tips and programs that can help you lower your energy usage and your bill, please visit www.sce.com/billhelper.

Usage comparison

	Dec '08	Dec '09	Jan '10	Feb '10	Mar '10	Apr '10	May '10	Jun '10	Jul '10	Aug '10	Sep '10	Oct '10	Nov '10	Dec '10
Total kWh used	0	26	3,679	1	36,176	35,236	40,429	45,403	48,457	62,204	54,056	4,873	8,151	9,913
Number of days	33	32	29	33	28	30	29	33	28	29	30	32	31	33
Appx. average kWh used/day	0	0	126	0	1,292	1,174	1,394	1,375	1,730	2,144	1,801	152	262	300

Details of your new charges

Your rate: TOU-PA-B
 Billing period: Dec 3 '10 to Jan 5 '11 (33 days)

Delivery charges

Facilities rel demand	105 kW x \$7.83000	\$822.15
Energy-Winter		
Mid peak	3,600 kWh x \$0.01260	\$45.36
Mid peak	496 kWh x \$0.01295	\$6.42
Off peak	5,112 kWh x \$0.01260	\$64.41
Off peak	705 kWh x \$0.01295	\$9.13
DWR bond charge	8,711 kWh x \$0.00515	\$44.86
DWR bond charge	1,202 kWh x \$0.00505	\$6.07
Customer charge		\$122.94

Your Delivery charges include:

- \$136.93 transmission charges
- \$835.63 distribution charges
- \$6.34 nuclear decommissioning charges
- \$80.51 public purpose programs charge
- \$8.62 new system generation charge

Your Generation charges include:

- \$22.21 competition transition charge

Your overall energy charges include:

- \$14.05 franchise fees

Additional information:

- DWR provided 26.667% of the energy you used this month
- Service voltage: 480 volts

Generation charges

DWR		
Energy-Winter		
Mid peak	960 kWh x \$0.03763	\$36.12
Mid peak	132 kWh x \$0.03952	\$5.22
Off peak	1,363 kWh x \$0.03763	\$51.29
Off peak	188 kWh x \$0.03952	\$7.43
SCE		
Energy-Winter		
Mid peak	3,004 kWh x \$0.06096	\$183.12

(Continued on next page)

Account Number: 3-018-2023-06
 Address: 51320 150TH ST W - *Barn well*
 ROSAMOND, CA 93560
 Billing Group: Group A047

Compare the electricity you are using

For meter 345M-006350 from Dec 3 '10 to Jan 5 '11
Total electricity you used this month in kWh

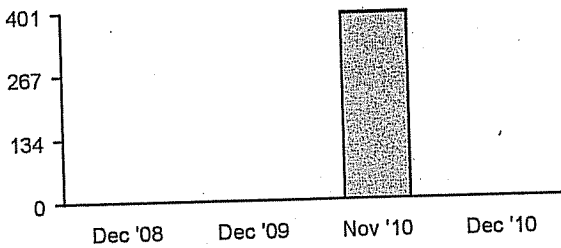
28

Your next meter read will be on or about Feb 3 '11.

	Electricity (kWh)	Demand (kW)	
Winter Season			
Mid peak	12	3	(Dec 10 '10 14:30 to 14:45)
Off peak	16	0	
Total	28		

Maximum demand is 3.0 kW

Your daily average electricity usage (kWh)



Your monthly usage may be higher than usual...
 Based on your historical usage pattern, your monthly usage is trending higher than normal. As a result, you may notice an increase in your bill. If you would like information on tips and programs that can help you lower your energy usage and your bill, please visit www.sce.com/billhelper.

Usage comparison

	Dec '08	Dec '09	Jan '10	Feb '10	Mar '10	Apr '10	May '10	Jun '10	Jul '10	Aug '10	Sep '10	Oct '10	Nov '10	Dec '10
Total kWh used	3	6	6,641	9	47,825	36,157	77,332	83,741	63,256	64,387	80,929	30,071	12,434	28
Number of days	32	32	29	33	29	29	29	33	28	29	30	32	31	33
Appx. average kWh used/day	0	0	229	0	1,649	1,246	2,666	2,537	2,259	2,220	2,697	939	401	0

Details of your new charges

Your rate: TOU-PA-B
 Billing period: Dec 3 '10 to Jan 5 '11 (33 days)

Delivery charges

Facilities rel demand	3 kW x \$7.83000	\$23.49
Energy-Winter		
Mid peak	11 kWh x \$0.01260	\$0.14
Mid peak	1 kWh x \$0.01295	\$0.01
Off peak	14 kWh x \$0.01260	\$0.18
Off peak	2 kWh x \$0.01295	\$0.03
DWR bond charge	25 kWh x \$0.00515	\$0.13
DWR bond charge	3 kWh x \$0.00505	\$0.02
Customer charge		\$122.94

Your Delivery charges include:

- \$3.96 transmission charges
- \$142.56 distribution charges
- \$0.02 nuclear decommissioning charges
- \$0.22 public purpose programs charge
- \$0.02 new system generation charge

Generation charges

DWR		
Energy-Winter		
Mid peak	3 kWh x \$0.03763	\$0.11
Off peak	4 kWh x \$0.03763	\$0.15
SCE		
Energy-Winter		
Mid peak	9 kWh x \$0.06096	\$0.55

Your Generation charges include:

- \$0.06 competition transition charge

Your overall energy charges include:

- \$1.34 franchise fees

Additional information:

- DWR provided 26.667% of the energy you used this month
- Service voltage: 480 volts

(Continued on next page)

Service account 3-018-2031-52
Service address 51251 140TH ST W
ROSAMOND, CA 93560
Rotating outage Group A047

yard well

Compare the electricity you are using

For meter 345M-006685 from Dec 3 '10 to Jan 5 '11
Total electricity you used this month in kWh

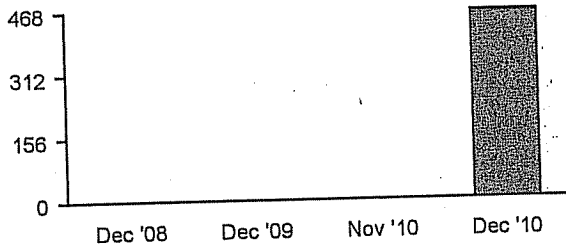
15,458

Your next meter read will be on or about Feb 3 '11.

Maximum demand is 125.0 kW

	Electricity (kWh)	Demand (kW)	
Winter Season			
Mid peak	7,137	124	(Dec 16 '10 08:30 to 08:45)
Off peak	8,321	125	(Dec 12 '10 08:30 to 08:45)
Total	15,458		

Your daily average electricity usage (kWh)



Your monthly usage may be higher than usual...
Based on your historical usage pattern, your monthly usage is trending higher than normal. As a result, you may notice an increase in your bill. If you would like information on tips and programs that can help you lower your energy usage and your bill, please visit www.sce.com/billhelper.

Usage comparison

	Dec '08	Dec '09	Jan '10	Feb '10	Mar '10	Apr '10	May '10	Jun '10	Jul '10	Aug '10	Sep '10	Oct '10	Nov '10	Dec '10
Total kWh used	10	15	4,804	85	43,745	43,723	38,684	90,309	75,004	63,145	68,534	13,289	4	15,458
Number of days	33	32	29	33	28	30	29	33	28	29	30	32	31	33
Appx. average kWh used/day	0	0	165	2	1,562	1,457	1,333	2,736	2,678	2,177	2,284	415	0	468

Details of your new charges

Your rate: TOU-PA-B
Billing period: Dec 3 '10 to Jan 5 '11 (33 days)

Delivery charges

Facilities rel demand 125 kW x \$7.83000
Energy-Winter
Mid peak 6,272 kWh x \$0.01260
Mid peak 865 kWh x \$0.01295
Off peak 7,312 kWh x \$0.01260
Off peak 1,009 kWh x \$0.01295
DWR bond charge 13,584 kWh x \$0.00515
DWR bond charge 1,874 kWh x \$0.00505
Customer charge

\$978.75

Your Delivery charges include:

- \$162.37 transmission charges
- \$982.13 distribution charges
- \$9.89 nuclear decommissioning charges
- \$125.55 public purpose programs charge
- \$13.45 new system generation charge

Your Generation charges include:

- \$34.63 competition transition charge

Your overall energy charges include:

- \$18.67 franchise fees

Generation charges

DWR
Energy-Winter
Mid peak 1,672 kWh x \$0.03763

\$62.92

(Continued on next page)



P.O. Box 300
 Rosemead, CA
 91772-0001
 www.sce.com

Your electricity bill

For billing and service inquiries call 1-800-990-7788,
 Mon - Fri 7 a.m. to 7 p.m. and Saturday 8 a.m. to 5 p.m.
 For emergency services call 24 hrs a day, 7 days a week

Customer account 2-22-302-2054

Date bill prepared: Feb 9 '11

300 PANAMA RD
 BAKERSFIELD, CA 93307-6261

Your account summary

Amount of your last bill	\$3,938.75
Payment we received on Jan 20 '11 - thank you	-\$3,938.75
Balance forward	\$0.00
Your new charges	\$403.58
Total amount you owe by Feb 28 '11	\$403.58

Bill tho

Pd 2-14-11 #8758

Summary of your billing detail

Service account	Service address	Billing period	Your rate	New charges
3-018-2022-56	14551 W AVENUE B LANCASTER, CA	Jan 5 '11 to Feb 2 '11	TOU-PA-B	\$128.47
3-018-2023-06	51320 150TH ST W ROSAMOND, CA	Jan 5 '11 to Feb 2 '11	TOU-PA-B	\$144.92
3-018-2023-67	51249 140TH ST W ROSAMOND, CA	Jan 5 '11 to Feb 2 '11	DOMESTIC	\$1.72
3-018-2031-52	51251 140TH ST W ROSAMOND, CA	Jan 5 '11 to Feb 2 '11	TOU-PA-B	\$128.47
				\$403.58

Things you should know

We're here to help....

If you are having difficulty paying your bill, please contact us immediately. You may be eligible for a payment arrangement or other financial assistance. For information please visit www.sce.com/billhelp or call 800-950-2356.

Please return the payment stub below with your payment and make your check payable to Southern California Edison.
 If you want to pay in person, call 1-800-747-8908 for locations, or you can pay online at www.sce.com.

Tear here

Tear here

Delivery charges

Customer charge	\$122.94
Subtotal of your new charges	\$122.94
Los Angeles Co UUT	\$122.94 x 4.50000 %
Your new charges	\$128.47

Your Delivery charges include:

- \$122.94 distribution charges

Your overall energy charges include:

- \$1.11 franchise fees

Additional information:

- DWR provided 26.145% of the energy you used this month
- Service voltage: 480 volts

Service account 3-018-2022-56
 Service address 14551 W AVENUE B *B-well*
 LANCASTR, CA 93534
 Rotating outage Group A047

Compare the electricity you are using

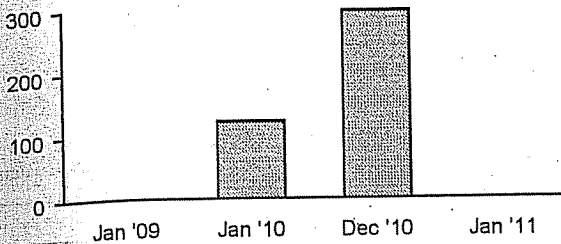
For meter 3412M-007924 from Jan 5 '11 to Feb 2 '11
Total electricity you used this month in kWh 0

Your next meter read will be on or about Mar 7 '11.

	Electricity (kWh)	Demand (kW)
Winter Season		
Mid peak	0	0
Off peak	0	0
Total	0	

Maximum demand is 0.0 kW

Your daily average electricity usage (kWh)



Usage comparison

	Jan '09	Jan '10	Feb '10	Mar '10	Apr '10	May '10	Jun '10	Jul '10	Aug '10	Sep '10	Oct '10	Nov '10	Dec '10	Jan '11
Total kWh used	24	3,679	1	36,176	35,236	40,429	45,403	48,457	62,204	54,056	4,873	8,151	9,913	0
Number of days	28	29	33	28	30	29	33	28	29	30	32	31	33	28
Appx. average kWh used/day	0	126	0	1,292	1,174	1,394	1,375	1,730	2,144	1,801	152	262	300	0

Details of your new charges

Your rate: TOU-PA-B
 Billing period: Jan 5 '11 to Feb 2 '11 (28 days)

Delivery charges

Customer charge	\$122.94
Subtotal of your new charges	\$122.94
Los Angeles Co UUT	\$5.53
Your new charges	\$128.47

Your Delivery charges include:

- \$122.94 distribution charges

Your overall energy charges include:

- \$1.11 franchise fees

Additional information:

- DWR provided 26.145% of the energy you used this month
- Service voltage: 480 volts

ST-

Service account 3-018-2023-06
 Service address 51320 150TH ST W *Barnwell*
 ROSAMOND, CA 93560
 Rotating outage Group A047

Compare the electricity you are using

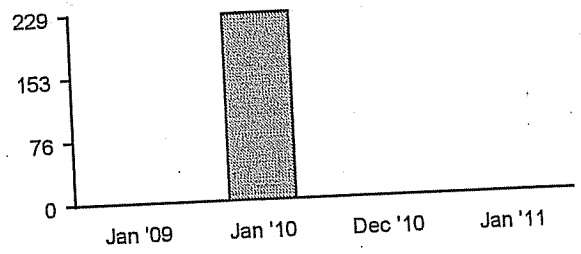
For meter 345M-006350 from Jan 5 '11 to Feb 2 '11
 Total electricity you used this month in kWh

Your next meter read will be on or about Mar 7 '11.

Maximum demand is 2.0 kW

	Electricity (kWh)	Demand (kW)
Winter Season	1	2 (Jan 5 '11 15:30 to 15:45)
Mid peak	0	0
Off peak	0	0
Total	1	

Your daily average electricity usage (kWh)



Usage comparison

	Jan '09	Jan '10	Feb '10	Mar '10	Apr '10	May '10	Jun '10	Jul '10	Aug '10	Sep '10	Oct '10	Nov '10	Dec '10	Jan '11
Total kWh used	0	6,641	9	47,825	36,157	77,332	83,741	63,256	64,387	80,929	30,071	12,434	28	1
Number of days	28	29	33	29	29	29	33	28	29	30	32	31	33	28
Appx. average kWh used/day	0	229	0	1,649	1,246	2,666	2,537	2,259	2,220	2,697	939	401	0	0

Details of your new charges

Your rate: TOU-PA-B
 Billing period: Jan 5 '11 to Feb 2 '11 (28 days)

Delivery charges		
Facilities rel demand	2 kW x \$7.83000	\$15.66
Energy-Winter		
Mid peak	1 kWh x \$0.01295	\$0.01
DWR bond charge	1 kWh x \$0.00505	\$0.01
Customer charge		\$122.94
Generation charges		
SCE		
Energy-Winter		
Mid peak	1 kWh x \$0.06096	\$0.06
Subtotal of your new charges		\$138.68
Los Angeles Co UUT		\$6.24
Your new charges	\$138.68 x 4.50000 %	\$144.92

- Your Delivery charges include:**
- \$2.64 transmission charges
 - \$135.96 distribution charges
 - \$0.01 public purpose programs charge

- Your overall energy charges include:**
- \$1.26 franchise fees

- Additional information:**
- DWR provided 26.145% of the energy you used this month
 - Service voltage: 480 volts

Service account 3-018-2031-52
 Service address 51251 140TH ST W
 ROSAMOND, CA 93560
 Rotating outage Group A047

Yard well

Compare the electricity you are using

For meter 345M-006685 from Jan 5 '11 to Feb 2 '11
 Total electricity you used this month in kWh

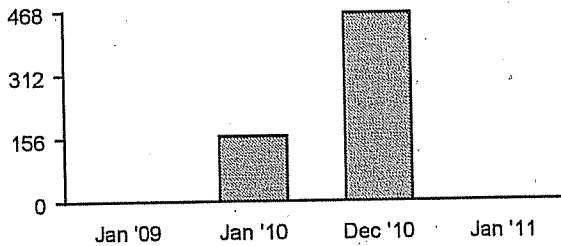
0

Your next meter read will be on or about Mar 7, '11.

Maximum demand is 0.0 kW

	Electricity (kWh)	Demand (kW)
Winter Season		
Mid peak	0	0
Off peak	0	0
Total	0	

Your daily average electricity usage (kWh)



Usage comparison

	Jan '09	Jan '10	Feb '10	Mar '10	Apr '10	May '10	Jun '10	Jul '10	Aug '10	Sep '10	Oct '10	Nov '10	Dec '10	Jan '11
Total kWh used	2	4,804	85	43,745	43,723	38,684	90,309	75,004	63,145	68,534	13,289	4	15,458	0
Number of days	28	29	33	28	30	29	33	28	29	30	32	31	33	28
Appx. average kWh used/day	0	165	2	1,562	1,457	1,333	2,736	2,678	2,177	2,284	415	0	468	0

Details of your new charges

Your rate: TOU-PA-B
 Billing period: Jan 5 '11 to Feb 2 '11 (28 days)

Delivery charges

Customer charge		\$122.94
Subtotal of your new charges		\$122.94
Los Angeles Co UUT	\$122.94 x 4.50000 %	\$5.53
Your new charges		\$128.47

Your Delivery charges include:

- \$122.94 distribution charges

Your overall energy charges include:

- \$1.11 franchise fees

Additional information:

- DWR provided 26.145% of the energy you used this month
- Service voltage: 480 volts



**SOUTHERN CALIFORNIA
EDISON®**

An EDISON INTERNATIONAL® Company

Box 300
Rosemead, CA
91772-0001
www.sce.com

Your electricity bill

JOSE MARITORENA INCORPORATED / Page 1 of 10

For billing and service inquiries call 1-800-990-7788,
Mon - Fri 7 a.m. to 7 p.m. and Saturday 8 a.m. to 5 p.m.
For emergency services call 24 hrs a day, 7 days a week

Customer account 2-22-302-2054

Date bill prepared: Mar 11 '11

300 PANAMA RD
BAKERSFIELD, CA 93307-
6261

Bio Bio

Your account summary

Amount of your last bill	\$403.58
Payment we received on Feb 17 '11 - thank you	-\$403.58
Balance forward	\$0.00
Your new charges	\$1,860.48

Total amount you owe by Mar 30 '11

\$1,860.48

pd 3-14-11 #2806

Summary of your billing detail

Service account	Service address	Billing period	Your rate	New charges
3-018-2022-56	14551 W AVENUE B LANCASTER, CA	Feb 2 '11 to Mar 4 '11	TOU-PA-B	\$144.90
3-018-2023-06	51320 150TH ST W ROSAMOND, CA	Feb 2 '11 to Mar 4 '11	TOU-PA-B	\$136.72
3-018-2023-67	51249 140TH ST W ROSAMOND, CA	Feb 2 '11 to Mar 4 '11	DOMESTIC	\$1.85
3-018-2031-52	51251 140TH ST W ROSAMOND, CA	Feb 2 '11 to Mar 4 '11	TOU-PA-B	\$1,577.01
				\$1,860.48

Things you should know

You may notice a change in your billing statement.....

Effective 3/1/2011, the billing rates used to calculate your bill have been modified. You may notice the recurring line items in the "Details of New Charges" section which reflects the bill calculation before and after the rate change. The first line item reflects the rates prior to 3/1/2011 and the second line item reflects the rates after 3/1/2011. For more information, please visit www.sce.com/bill_change.

Details of your new charges

Your rate: TOU-PA-B

Billing period: Feb 2 '11 to Mar 4 '11

Payment stub below with your payment and make your check payable to Southern California Edison.
To pay in person, call 1-800-747-8908 for locations, or you can pay online at www.sce.com.

Tear here

Delivery charges

Facilities rel demand	2 kW x \$7.83000 x 27/30 days	\$14.09
Facilities rel demand	2 kW x \$7.90000 x 3/30 days	\$1.58
Energy-Winter		
Off peak	1 kWh x \$0.01295	\$0.01
DWR bond charge	1 kWh x \$0.00505	\$0.01
Customer charge		\$122.94

Your Delivery charges include:

- \$2.66 transmission charges
- \$135.96 distribution charges
- \$0.01 public purpose programs charge

Your overall energy charges include:

- \$1.26 franchise fees

Additional information:

- DWR provided 26.408% of the energy you used this month
- Service voltage: 480 volts

Generation charges

SCE		
Energy-Winter		
Off peak	1 kWh x \$0.03446	\$0.03

Subtotal of your new charges \$138.66

Los Angeles Co UUT \$138.66 x 4.50000 % \$6.24

Your new charges \$144.90

Service account 3-018-2022-56
Service address 14551 W AVENUE B
LANCASTR, CA 93534
Rotating outage Group A047

ave. B

Compare the electricity you are using

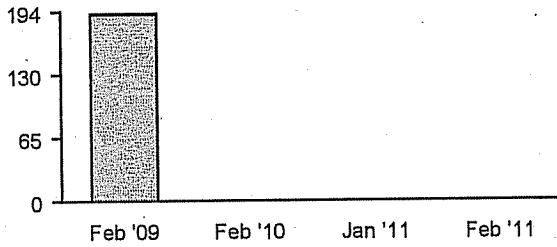
For meter 3412M-007924 from Feb 2 '11 to Mar 4 '11
Total electricity you used this month in kWh **1**

Your next meter read will be on or about Apr 5 '11.

	Electricity (kWh)	Demand (kW)	
Winter Season			
Mid peak	0	1	(Feb 23 '11 08:15 to 08:30)
Off peak	1	2	(Feb 7 '11 07:15 to 07:30)
Total	1		

Maximum demand is 2.0 kW

Your daily average electricity usage (kWh)



Usage comparison

	Feb '09	Feb '10	Mar '10	Apr '10	May '10	Jun '10	Jul '10	Aug '10	Sep '10	Oct '10	Nov '10	Dec '10	Jan '11	Feb '11
Total kWh used	5,831	1	36,476	35,236	40,429	45,403	48,457	62,204	54,056	4,873	8,151	9,913	0	1
Number of days	30	33	28	30	29	33	28	29	30	32	31	33	28	30
Appx. average kWh used/day	194	0	1,292	1,174	1,394	1,375	1,730	2,144	1,801	152	262	300	0	0

Details of your new charges

Your rate: TOU-PA-B
Billing period: Feb 2 '11 to Mar 4 '11 (30 days)

Delivery charges

Facilities rel demand	2 kW x \$7.83000 x 27/30 days	\$14.09
Facilities rel demand	2 kW x \$7.90000 x 3/30 days	\$1.58
Energy-Winter Off peak	1 kWh x \$0.01295	\$0.01
DWR bond charge	1 kWh x \$0.00505	\$0.01
Customer charge		\$122.94

Your Delivery charges include:

- \$2.66 transmission charges
- \$135.96 distribution charges
- \$0.01 public purpose programs charge

Generation charges

SCE		
Energy-Winter Off peak	1 kWh x \$0.03446	\$0.03

Your overall energy charges include:

- \$1.26 franchise fees

Additional information:

- DWR provided 26.408% of the energy you used this month
- Service voltage: 480 volts

Subtotal of your new charges		\$138.66
Los Angeles Co UUT	\$138.66 x 4.50000 %	\$6.24
Your new charges		\$144.90

Service account 3-018-2023-06
 Service address 51320 150TH ST W
 ROSAMOND, CA 93560
 Rotating outage Group A047

Barn well

Compare the electricity you are using

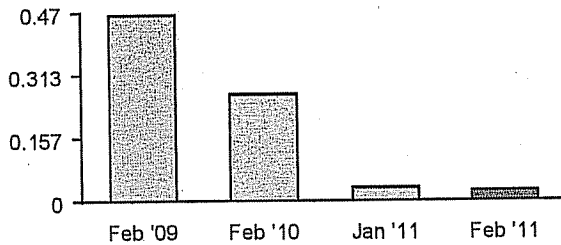
For meter 345M-006350 from Feb 2 '11 to Mar 4 '11
 Total electricity you used this month in kWh

Your next meter read will be on or about Apr 5 '11.

	Electricity (kWh)	Demand (kW)
Winter Season		
Mid peak	0	0
Off peak	1	1 (Feb 14 '11 07:30 to 07:45)
Total	1	

Maximum demand is 1.0 kW

Your daily average electricity usage (kWh)



Usage comparison

	Feb '09	Feb '10	Mar '10	Apr '10	May '10	Jun '10	Jul '10	Aug '10	Sep '10	Oct '10	Nov '10	Dec '10	Jan '11	Feb '11
Total kWh used	14	9	47,825	36,157	77,332	83,741	63,256	64,387	80,929	30,071	12,434	28	1	1
Number of days	30	33	29	29	29	33	28	29	30	32	31	33	28	30
Appx. average kWh used/day	0	0	1,649	1,246	2,666	2,537	2,259	2,220	2,697	939	401	0	0	0

Details of your new charges

Your rate: TOU-PA-B
 Billing period: Feb 2 '11 to Mar 4 '11 (30 days)

Delivery charges

Facilities rel demand	1 kW x \$7.83000 x 27/30 days	\$7.05
Facilities rel demand	1 kW x \$7.90000 x 3/30 days	\$0.79
Energy-Winter Off peak	1 kWh x \$0.01295	\$0.01
DWR bond charge	1 kWh x \$0.00505	\$0.01
Customer charge		\$122.94

Your Delivery charges include:

- \$1.33 transmission charges
- \$129.45 distribution charges
- \$0.01 public purpose programs charge

Generation charges

SCE Energy-Winter Off peak	1 kWh x \$0.03446	\$0.03
----------------------------	-------------------	--------

Your overall energy charges include:

- \$1.18 franchise fees
- DWR provided 26.408% of the energy you used this month
- Service voltage: 480 volts

Subtotal of your new charges		\$130.83
Los Angeles Co UUT	\$130.83 x 4.50000 %	\$5.89
Your new charges		\$136.72

Service account 3-018-2031-52
 Service address 51251 140TH ST W
 ROSAMOND, CA 93560
 Rotating outage Group A047

yard well

Compare the electricity you are using

For meter 345M-006685 from Feb 2 '11 to Mar 4 '11
Total electricity you used this month in kWh

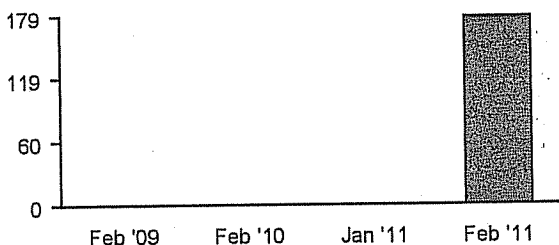
5,368

Your next meter read will be on or about Apr 5 '11.

Maximum demand is 130.0 kW

	Electricity (kWh)	Demand (kW)	
Winter Season			
Mid peak	3,953	127	(Feb 4 '11 09:00 to 09:15)
Off peak	1,415	130	(Feb 8 '11 07:30 to 07:45)
Total	5,368		

Your daily average electricity usage (kWh)



Your monthly usage may be higher than usual...
 Based on your historical usage pattern, your monthly usage is trending higher than normal. As a result, you may notice an increase in your bill. If you would like information on tips and programs that can help you lower your energy usage and your bill, please visit www.sce.com/billhelper.

Usage comparison

	Feb '09	Feb '10	Mar '10	Apr '10	May '10	Jun '10	Jul '10	Aug '10	Sep '10	Oct '10	Nov '10	Dec '10	Jan '11	Feb '11
Total kWh used	26	85	43,745	43,723	38,684	90,309	75,004	63,145	68,534	13,289	4	15,458	0	5,368
Number of days	30	33	28	30	29	33	28	29	30	32	31	33	28	30
Appx. average kWh used/day	0	2	1,562	1,457	1,333	2,736	2,678	2,177	2,284	415	0	468	0	178

Details of your new charges

Your rate: TOU-PA-B
 Billing period: Feb 2 '11 to Mar 4 '11 (30 days)

Delivery charges

Facilities rel demand	130 kW x \$7.83000 x 27/30 days	\$916.11
Facilities rel demand	130 kW x \$7.90000 x 3/30 days	\$102.70
Energy-Winter		
Mid peak	3,953 kWh x \$0.01295	\$51.19
Off peak	1,415 kWh x \$0.01295	\$18.32
DWR bond charge	5,368 kWh x \$0.00505	\$27.11
Customer charge		\$122.94

Your Delivery charges include:

- \$173.15 transmission charges
- \$985.02 distribution charges
- \$3.44 nuclear decommissioning charges
- \$43.70 public purpose programs charge
- \$4.67 new system generation charge

Generation charges

DWR		
Energy-Winter		
Mid peak	1,044 kWh x \$0.03952	\$41.26
Off peak	374 kWh x \$0.03952	\$14.78
SCE		
Energy-Winter		
Mid peak	2,909 kWh x \$0.06096	\$177.33

Your Generation charges include:

- \$12.02 competition transition charge

Your overall energy charges include:

- \$13.65 franchise fees

Additional information:

- DWR provided 26.408% of the energy you used this month
- Service voltage: 480 volts

(Continued on next page)



P.O. Box 300
Rosemead, CA
91772-0001
www.sce.com

Your electricity bill

JOSE MARITORENA INCORPORATED / Page 1 of 10

For billing and service inquiries call 1-800-990-7788,
Mon - Fri 7 a.m. to 7 p.m. and Saturday 8 a.m. to 5 p.m.
For emergency services call 24 hrs a day, 7 days a week

Customer account 2-22-302-2054

Date bill prepared: Apr 9 '11

300 PANAMA RD
BAKERSFIELD, CA 93307-6261

Your account summary

Amount of your last bill	\$1,860.48
Payment we received on Mar 17 '11 - thank you	-\$1,860.48
Balance forward	\$0.00
Your new charges	\$8,849.39

Total amount you owe by Apr 28 '11

\$8,849.39

Big Bro
Pd 4-23-11 # 8869

Summary of your billing detail

Service account	Service address	Billing period	Your rate	New charges
3-018-2022-56	14551 W AVENUE B LANCASTER, CA	Mar 4 '11 to Apr 4 '11	TOU-PA-B	\$2,619.91
3-018-2023-06	51320 150TH ST W ROSAMOND, CA	Mar 4 '11 to Apr 4 '11	TOU-PA-B	\$2,748.80
3-018-2023-67	51249 140TH ST W ROSAMOND, CA	Mar 4 '11 to Apr 4 '11	DOMESTIC	\$1.91
3-018-2031-52	51251 140TH ST W ROSAMOND, CA	Mar 4 '11 to Apr 4 '11	TOU-PA-B	\$3,478.77
				\$8,849.39

Please return the payment stub below with your payment and make your check payable to Southern California Edison.
If you want to pay in person, call 1-800-747-8908 for locations, or you can pay online at www.sce.com.

(14-574)

Tear here

Tear here

Delivery charges

Facilities rel demand	105 kW x \$7.90000	\$829.50
Energy-Winter		
Mid peak	9,566 kWh x \$0.01295	\$123.88
Off peak	15,772 kWh x \$0.01295	\$204.25
DWR bond charge	25,338 kWh x \$0.00505	\$127.96
Customer charge		\$122.94

Your Delivery charges include:

- \$148.99 transmission charges
- \$880.98 distribution charges
- \$16.22 nuclear decommissioning charges
- \$206.25 public purpose programs charge
- \$22.04 new system generation charge

Generation charges

DWR		
Energy-Winter		
Mid peak	2,681 kWh x \$0.03952	\$105.95
Off peak	4,420 kWh x \$0.03952	\$174.68
SCE		
Energy-Winter		
Mid peak	6,885 kWh x \$0.06096	\$419.71

Your Generation charges include:

- \$56.76 competition transition charge

Your overall energy charges include:

- \$22.64 franchise fees

(Continued on next page)

Service account 3-018-2022-56
Service address 14551 W AVENUE B *ave. B*
 LANCASTR, CA 93534
Rotating outage Group A047

Compare the electricity you are using

For meter 3412M-007924 from Mar 4 '11 to Apr 4 '11
Total electricity you used this month in kWh

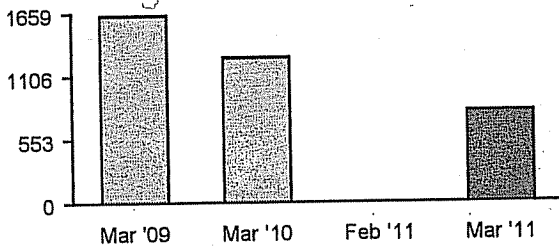
25,338

Your next meter read will be on or about May 4 '11.

Maximum demand is 105.0 kW

	Electricity (kWh)	Demand (kW)
Winter Season		
Mid peak	9,566	105 (Mar 16 '11 14:30 to 14:45)
Off peak	15,772	105 (Mar 15 '11 07:30 to 07:45)
Total	25,338	

Your daily average electricity usage (kWh)



Usage comparison

	Mar '09	Mar '10	Apr '10	May '10	Jun '10	Jul '10	Aug '10	Sep '10	Oct '10	Nov '10	Dec '10	Jan '11	Feb '11	Mar '11
Total kWh used	49,781	36,176	35,236	40,429	45,403	48,457	62,204	54,056	4,873	8,151	9,913	0	1	25,338
Number of days	30	28	30	29	33	28	29	30	32	31	33	28	30	31
Appx. average kWh used/day	1,659	1,292	1,174	1,394	1,375	1,730	2,144	1,801	152	262	300	0	0	817

Details of your new charges

Your rate: TOU-PA-B
 Billing period: Mar 4 '11 to Apr 4 '11 (31 days)

Delivery charges

Facilities rel demand	105 kW x \$7.90000	\$829.50
Energy-Winter		
Mid peak	9,566 kWh x \$0.01295	\$123.88
Off peak	15,772 kWh x \$0.01295	\$204.25
DWR bond charge	25,338 kWh x \$0.00505	\$127.96
Customer charge		\$122.94

- Your Delivery charges include:**
- \$148.99 transmission charges
 - \$880.98 distribution charges
 - \$16.22 nuclear decommissioning charges
 - \$206.25 public purpose programs charge
 - \$22.04 new system generation charge

Generation charges

DWR		
Energy-Winter		
Mid peak	2,681 kWh x \$0.03952	\$105.95
Off peak	4,420 kWh x \$0.03952	\$174.68
SCE		
Energy-Winter		
Mid peak	6,885 kWh x \$0.06096	\$419.71

- Your Generation charges include:**
- \$56.76 competition transition charge

- Your overall energy charges include:**
- \$22.64 franchise fees

(Continued on next page)

Service account 3-018-2023-06
Service address 51320 150TH ST W *Barnwell*
 ROSAMOND, CA 93560
Rotating outage Group A047

Compare the electricity you are using

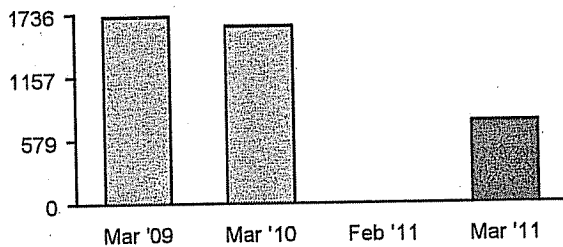
For meter 345M-006350 from Mar 4 '11 to Apr 4 '11
Total electricity you used this month in kWh **23,992**

Your next meter read will be on or about May 4 '11.

	Electricity (kWh)	Demand (kW)	
Winter Season			
Mid peak	10,743	127	(Mar 8 '11 14:30 to 14:45)
Off peak	13,249	127	(Mar 11 '11 07:15 to 07:30)
Total	23,992		

Maximum demand is 127.0 kW

Your daily average electricity usage (kWh)



Usage comparison

	Mar '09	Mar '10	Apr '10	May '10	Jun '10	Jul '10	Aug '10	Sep '10	Oct '10	Nov '10	Dec '10	Jan '11	Feb '11	Mar '11
Total kWh used	52,066	47,825	36,157	77,332	83,741	63,256	64,387	80,929	30,071	12,434	28	1	1	23,992
Number of days	30	29	29	29	33	28	29	30	32	31	33	28	30	31
Appx. average kWh used/day	1,735	1,649	1,246	2,666	2,537	2,259	2,220	2,697	939	401	0	0	0	773

Details of your new charges

Your rate: TOU-PA-B
 Billing period: Mar 4 '11 to Apr 4 '11 (31 days)

Delivery charges

Facilities rel demand	127 kW x \$7.90000	\$1,003.30
Energy-Winter		
Mid peak	10,743 kWh x \$0.01295	\$139.12
Off peak	13,249 kWh x \$0.01295	\$171.57
DWR bond charge	23,992 kWh x \$0.00505	\$121.16
Customer charge		\$122.94

- Your Delivery charges include:**
- \$179.41 transmission charges
 - \$1,020.24 distribution charges
 - \$15.35 nuclear decommissioning charges
 - \$195.29 public purpose programs charge
 - \$20.88 new system generation charge

Generation charges

DWR		
Energy-Winter		
Mid peak	3,011 kWh x \$0.03952	\$118.99
Off peak	3,713 kWh x \$0.03952	\$146.74
SCE		
Energy-Winter		
Mid peak	7,732 kWh x \$0.06096	\$471.34

- Your Generation charges include:**
- \$53.74 competition transition charge

- Your overall energy charges include:**
- \$23.76 franchise fees

(Continued on next page)

Service account 3-018-2031-52
 Service address 51251 140TH ST W. *Yard well*
 ROSAMOND, CA 93560
 Reporting outage Group A047

Compare the electricity you are using

For meter 345M-006685 from Mar 4 '11 to Apr 4 '11
 Total electricity you used this month in kWh

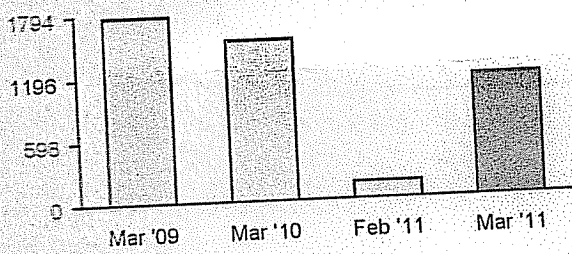
36,227

Your next meter read will be on or about May 4 '11.

Maximum demand is 127.0 kW

	Electricity (kWh)	Demand (kW)
Winter Season		
Mid peak	12,626	124 (Mar 10 '11 09:00 to 09:15)
Off peak	23,601	127 (Mar 19 '11 18:30 to 18:45)
Total	36,227	

Your daily average electricity usage (kWh)



Usage comparison

	Mar '09	Mar '10	Apr '10	May '10	Jun '10	Jul '10	Aug '10	Sep '10	Oct '10	Nov '10	Dec '10	Jan '11	Feb '11	Mar '11
Total kWh used	53,818	43,745	43,723	38,684	90,309	75,004	63,145	68,534	13,289	4	15,458	0	5,368	36,227
Number of days	30	28	30	29	33	28	29	30	32	31	33	28	30	31
Appx. average kWh used/day	1,793	1,562	1,457	1,333	2,736	2,678	2,177	2,284	415	0	468	0	178	1,168

Details of your new charges

Your rate: TOU-PA-B
 Billing period: Mar 4 '11 to Apr 4 '11 (31 days)

Delivery charges

Facilities rel demand	127 kW x \$7.90000	\$1,003.30
Energy-Winter		
Mid peak	12,626 kWh x \$0.01295	\$163.51
Off peak	23,601 kWh x \$0.01295	\$305.63
DWR bond charge	36,227 kWh x \$0.00505	\$182.95
Customer charge		\$122.94

Your Delivery charges include:

- \$180.88 transmission charges
- \$1,056.22 distribution charges
- \$23.19 nuclear decommissioning charges
- \$294.89 public purpose programs charge
- \$31.51 new system generation charge

Generation charges

DWR		
Energy-Winter		
Mid peak	3,538 kWh x \$0.03952	\$139.82
Off peak	6,614 kWh x \$0.03952	\$261.39
SCE		
Energy-Winter		
Mid peak	9,088 kWh x \$0.06096	\$554.00
Off peak	16,987 kWh x \$0.03446	\$585.37

Your Generation charges include:

- \$81.15 competition transition charge

Your overall energy charges include:

- \$30.06 franchise fees

Subtotal of your new charges		\$3,318.91
Los Angeles Co UUT	\$3,318.91 x 4.50000 %	\$149.35
State tax	36,227 kWh x \$0.00029	\$10.51
Your new charges		\$3,478.77

Additional information:

- DWR provided 28.023% of the energy you used this month
- Service voltage: 480 volts



P.O. Box 300
Rosemead, CA
91772-0001
www.sce.com

Your electricity bill

JOSE MARITORENA INCORPORATED / Page 1 of 10

For billing and service inquiries call 1-800-990-7788,
Mon - Fri 7 a.m. to 7 p.m. and Saturday 8 a.m. to 5 p.m.
For emergency services call 24 hrs a day, 7 days a week

Customer account 2-22-302-2054

Date bill prepared: May 10 '11

300 PANAMA RD
BAKERSFIELD, CA 93307-6261

Your account summary

Amount of your last bill	\$8,849.39
Payment we received on Apr 27 '11 - thank you	-\$8,849.39
Balance forward	\$0.00
Your new charges	\$13,460.37
Total amount you owe by May 31 '11	\$13,460.37

Bill the

Summary of your billing detail

Service account	Service address	Billing period	Your rate	New charges
3-018-2022-56	14551 W AVENUE B LANCASTER, CA	Apr 4 '11 to May 3 '11	TOU-PA-B	\$4,135.91
3-018-2023-06	51320 150TH ST W ROSAMOND, CA	Apr 4 '11 to May 3 '11	TOU-PA-B	\$4,543.07
3-018-2023-67	51249 140TH ST W ROSAMOND, CA	Apr 4 '11 to May 3 '11	DOMESTIC	\$1.79
3-018-2031-52	51251 140TH ST W ROSAMOND, CA	Apr 4 '11 to May 3 '11	TOU-PA-B	\$4,779.60
				\$13,460.37

*pd 5/20/11
8924*

Please return the payment stub below with your payment and make your check payable to Southern California Edison.
If you want to pay in person, call 1-800-747-8908 for locations, or you can pay online at www.sce.com.

(14-574)

Tear here

Tear here

Delivery charges

Facilities rel demand	106 kW x \$7.90000	\$837.40
Energy-Winter		
Mid peak	20,238 kWh x \$0.01295	\$262.08
Off peak	27,954 kWh x \$0.01295	\$362.00
DWR bond charge	48,192 kWh x \$0.00505	\$243.37
Customer charge		\$122.94

Your Delivery charges include:

- \$153.13 transmission charges
- \$954.68 distribution charges
- \$30.84 nuclear decommissioning charges
- \$392.28 public purpose programs charge
- \$41.93 new system generation charge

Generation charges

DWR		
Energy-Winter		
Mid peak	5,561 kWh x \$0.03952	\$219.77
Off peak	7,681 kWh x \$0.03952	\$303.55
SCE		
Energy-Winter		
Mid peak	14,677 kWh x \$0.06096	\$894.71

Your Generation charges include:

- \$107.95 competition transition charge

Your overall energy charges include:

- \$35.72 franchise fees

(Continued on next page)



Service account 3-018-2022-56
Service address 14551 W AVENUE B *B-well*
 LANCASTR, CA 93534
Rotating outage Group A047

Compare the electricity you are using

For meter 3412M-007924 from Apr 4 '11 to May 3 '11
Total electricity you used this month in kWh

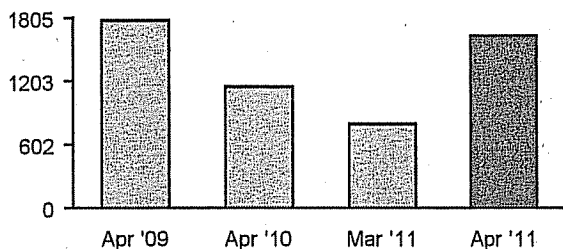
48,192

Your next meter read will be on or about Jun 3 '11.

	Electricity (kWh)	Demand (kW)
Winter Season		
Mid peak	20,238	106 (Apr 13 '11 10:30 to 10:45)
Off peak	27,954	106 (Apr 11 '11 06:30 to 06:45)
Total	48,192	

Maximum demand is 106.0 kW

Your daily average electricity usage (kWh)



Your monthly usage may be higher than usual...
 Based on your historical usage pattern, your monthly usage is trending higher than normal. As a result, you may notice an increase in your bill. If you would like information on tips and programs that can help you lower your energy usage and your bill, please visit www.sce.com/billhelper.

Usage comparison

	Apr '09	Apr '10	May '10	Jun '10	Jul '10	Aug '10	Sep '10	Oct '10	Nov '10	Dec '10	Jan '11	Feb '11	Mar '11	Apr '11
Total kWh used	57,767	35,236	40,429	45,403	48,457	62,204	54,056	4,873	8,151	9,913	0	1	25,338	48,192
Number of days	32	30	29	33	28	29	30	32	31	33	28	30	31	29
Appx. average kWh used/day	1,805	1,174	1,394	1,375	1,730	2,144	1,801	152	262	300	0	0	817	1,661

Details of your new charges

Your rate: TOU-PA-B
 Billing period: Apr 4 '11 to May 3 '11 (29 days)

Delivery charges

Facilities rel demand	106 kW x \$7.90000	\$837.40
Energy-Winter		
Mid peak	20,238 kWh x \$0.01295	\$262.08
Off peak	27,954 kWh x \$0.01295	\$362.00
DWR bond charge	48,192 kWh x \$0.00505	\$243.37
Customer charge		\$122.94

Your Delivery charges include:

- \$153.13 transmission charges
- \$954.68 distribution charges
- \$30.84 nuclear decommissioning charges
- \$392.28 public purpose programs charge
- \$41.93 new system generation charge

Generation charges

DWR		
Energy-Winter		
Mid peak	5,561 kWh x \$0.03952	\$219.77
Off peak	7,681 kWh x \$0.03952	\$303.55
SCE		
Energy-Winter		
Mid peak	14,677 kWh x \$0.06096	\$894.71

Your Generation charges include:

- \$107.95 competition transition charge

Your overall energy charges include:

- \$35.72 franchise fees

(Continued on next page)

Service account 3-018-2023-06
Service address 51320 150TH ST W *Bain well*
 ROSAMOND, CA 93560
Rotating outage Group A047

Compare the electricity you are using

For meter 345M-006350 from Apr 4 '11 to May 3 '11
Total electricity you used this month in kWh

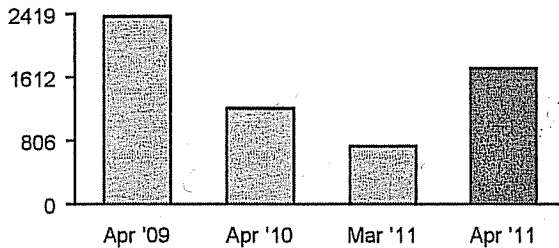
51,065

Your next meter read will be on or about Jun 3 '11.

	Electricity (kWh)	Demand (kW)	
Winter Season			
Mid peak	23,376	128	(Apr 13 '11 10:30 to 10:45)
Off peak	27,689	127	(Apr 8 '11 07:30 to 07:45)
Total	51,065		

Maximum demand is 128.0 kW

Your daily average electricity usage (kWh)



Your monthly usage may be higher than usual...
 Based on your historical usage pattern, your monthly usage is trending higher than normal. As a result, you may notice an increase in your bill. If you would like information on tips and programs that can help you lower your energy usage and your bill, please visit www.sce.com/billhelper.

Usage comparison

	Apr '09	Apr '10	May '10	Jun '10	Jul '10	Aug '10	Sep '10	Oct '10	Nov '10	Dec '10	Jan '11	Feb '11	Mar '11	Apr '11
Total kWh used	77,395	36,157	77,332	83,741	63,256	64,387	80,929	30,071	12,434	28	1	1	23,992	51,065
Number of days	32	29	29	33	28	29	30	32	31	33	28	30	31	29
Appx. average kWh used/day	2,418	1,246	2,666	2,537	2,259	2,220	2,697	939	401	0	0	0	773	1,760

Details of your new charges

Your rate: TOU-PA-B
 Billing period: Apr 4 '11 to May 3 '11 (29 days)

Delivery charges

Facilities rel demand	128 kW x \$7.90000	\$1,011.20
Energy-Winter		
Mid peak	23,376 kWh x \$0.01295	\$302.72
Off peak	27,689 kWh x \$0.01295	\$358.57
DWR bond charge	51,065 kWh x \$0.00505	\$257.88
Customer charge		\$122.94

Your Delivery charges include:

- \$184.04 transmission charges
- \$1,106.36 distribution charges
- \$32.68 nuclear decommissioning charges
- \$415.67 public purpose programs charge
- \$44.43 new system generation charge

Generation charges

DWR		
Energy-Winter		
Mid peak	6,423 kWh x \$0.03952	\$253.84
Off peak	7,608 kWh x \$0.03952	\$300.67
SCE		
Energy-Winter		
Mid peak	16,953 kWh x \$0.06096	\$1,033.45

Your Generation charges include:

- \$114.39 competition transition charge

Your overall energy charges include:

- \$39.24 franchise fees

(Continued on next page)