

Service account 3-018-2031-52
 Service address 51251 140TH ST W *Yerd well*
 ROSAMOND, CA 93560
 Rotating outage Group A047

Compare the electricity you are using

For meter 345M-006685 from Apr 4 '11 to May 3 '11
 Total electricity you used this month in kWh

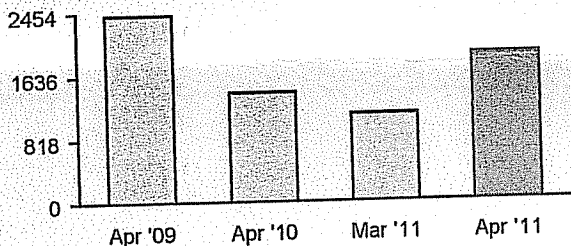
55,604

Your next meter read will be on or about Jun 3 '11.

Maximum demand is 127.0 kW

	Electricity (kWh)	Demand (kW)
Winter Season		
Mid peak	22,780	127 (Apr 27 '11 13:30 to 13:45)
Off peak	32,824	126 (Apr 9 '11 09:30 to 09:45)
Total	55,604	

Your daily average electricity usage (kWh)



Your monthly usage may be higher than usual...
 Based on your historical usage pattern, your monthly usage is trending higher than normal. As a result, you may notice an increase in your bill. If you would like information on tips and programs that can help you lower your energy usage and your bill, please visit www.sce.com/billhelper.

Usage comparison

	Apr '09	Apr '10	May '10	Jun '10	Jul '10	Aug '10	Sep '10	Oct '10	Nov '10	Dec '10	Jan '11	Feb '11	Mar '11	Apr '11
Total kWh used	78,521	43,723	38,684	90,309	75,004	63,145	68,534	13,289	4	15,458	0	5,368	36,227	55,604
Number of days	32	30	29	33	28	29	30	32	31	33	28	30	31	29
Appx. average kWh used/day	2,453	1,457	1,333	2,736	2,678	2,177	2,284	415	0	468	0	178	1,168	1,917

Details of your new charges

Your rate: TOU-PA-B
 Billing period: Apr 4 '11 to May 3 '11 (29 days)

Delivery charges

Facilities rel demand	127 kW x \$7.90000	\$1,003.30
Energy-Winter		
Mid peak	22,780 kWh x \$0.01295	\$295.00
Off peak	32,824 kWh x \$0.01295	\$425.07
DWR bond charge	55,604 kWh x \$0.00505	\$280.80
Customer charge		\$122.94

Your Delivery charges include:

- \$183.21 transmission charges
- \$1,113.18 distribution charges
- \$35.59 nuclear decommissioning charges
- \$452.62 public purpose programs charge
- \$48.38 new system generation charge

Generation charges

DWR		
Energy-Winter		
Mid peak	6,259 kWh x \$0.03952	\$247.36
Off peak	9,019 kWh x \$0.03952	\$356.43
SCE		
Energy-Winter		
Mid peak	16,521 kWh x \$0.06096	\$1,007.12
Off peak	23,805 kWh x \$0.03446	\$820.32

Your Generation charges include:

- \$124.55 competition transition charge

Your overall energy charges include:

- \$41.28 franchise fees

Additional information:

- DWR provided 27.478% of the energy you used this month
- Service voltage: 480 volts

Subtotal of your new charges		\$4,558.34
Los Angeles Co UUT	\$4,558.34 x 4.50000 %	\$205.13
State tax	55,604 kWh x \$0.00029	\$16.13
Your new charges		\$4,779.60

Service account 3-018-2023-67
Service address 51249 140TH ST W
 ROSAMOND, CA 93560
Rotating outage Group A047

Compare the electricity you are using

Your current read for meter 308Z-129636 - May 3 '11	00091
Your previous read - Apr 4 '11	- 00091
Total electricity you used this month in kWh	0

Your next meter read will be on or about Jun 3 '11.

Details of your new charges

Your rate: DOMESTIC
 Billing period: Apr 4 '11 to May 3 '11 (29 days)

Delivery charges

Basic charge	29 days x \$0.02900	\$0.84
Bal of minimum charge		\$0.87

Subtotal of your new charges		\$1.71
Los Angeles Co UUT	\$1.71 x 4.50000 %	\$0.08
Your new charges		\$1.79

Your Delivery charges include:

- \$1.71 distribution charges

Your overall energy charges include:

- \$0.02 franchise fees

Additional information:

- DWR provided 27.478% of the energy you used this month
- Service voltage: 240 volts
- Your winter baseline allowance: 316.1 kWh



P.O. Box 300
Rosemead, CA
91772-0001
www.sce.com

Your electricity bill

JOSE MARITORENA INCORPORATED / Page 1 of 10

For billing and service inquiries call 1-800-990-7788,
Mon - Fri 7 a.m. to 7 p.m. and Saturday 8 a.m. to 5 p.m.
For emergency services call 24 hrs a day, 7 days a week

Customer account 2-22-302-2054

300 PANAMA RD
BAKERSFIELD, CA 93307-6261

Date bill prepared: Jun 9 '11

Your account summary

Amount of your last bill	\$13,460.37
Payment we received on May 25 '11 - thank you	-\$13,460.37
Balance forward	\$0.00
Your new charges	\$15,988.37
Total amount you owe by Jun 28 '11	\$15,988.37

Joe Sh

Summary of your billing detail

Service account	Service address	Billing period	Your rate	New charges
3-018-2022-56	14551 W AVENUE B LANCASTER, CA	May 3 '11 to Jun 2 '11	TOU-PA-B	\$5,414.20 ✓
3-018-2023-06	51320 150TH ST W ROSAMOND, CA	May 3 '11 to Jun 2 '11	TOU-PA-B	\$5,815.38 ✓
3-018-2023-67	51249 140TH ST W ROSAMOND, CA	May 3 '11 to Jun 2 '11	DOMESTIC	\$1.85
3-018-2031-52	51251 140TH ST W ROSAMOND, CA	May 3 '11 to Jun 2 '11	TOU-PA-B	\$4,756.94 ✓
				\$15,988.37

Things you should know

You may notice a change in your billing statement.....

Effective 6/1/2011, the billing rates that calculate your bill have been modified. You may notice reoccurring line items in the "Details of your new charges" section reflecting the bill calculation before and after the rate change. The first line items reflect the rates prior to 6/1/2011 and the second line items reflect the rates after 6/1/2011. For more information, please visit www.sce.com/bill_change.

*pd 6-12-11
8961*

Please return the payment stub below with your payment and make your check payable to Southern California Edison.
If you want to pay in person, call 1-800-747-8908 for locations, or you can pay online at www.sce.com.

(14-574)

Tear here

Tear here

Your rate: TOU-PA-B
Billing period: May 3 '11 to Jun 2 '11 (30 days Winter/Summer Season)

Delivery charges

Facilities rel demand	106 kW x \$7.90000 x 29/30 days	\$809.49
Facilities rel demand	106 kW x \$7.87000 x 1/30 days	\$27.81
Energy-Winter		
Mid peak	23,902 kWh x \$0.01295	\$309.53
Off peak	41,709 kWh x \$0.01295	\$540.13
Energy-Summer		
On peak	626 kWh x \$0.01222	\$7.65
Mid peak	938 kWh x \$0.01222	\$11.46
Off peak	939 kWh x \$0.01222	\$11.47
DWR bond charge	68,114 kWh x \$0.00505	\$343.98
Customer charge		\$118.84

Your Delivery charges include:

- \$153.67 transmission charges
- \$1,011.42 distribution charges
- \$42.22 nuclear decommissioning charges
- \$557.17 public purpose programs charge
- \$59.69 new system generation charge

(Continued on next page)

(Continued on next page)

Service account 3-018-2022-56
Service address 14551 W AVENUE B
LANCASTER, CA 93534
Rotating outage Group A047

Bwell

Compare the electricity you are using

For meter 3412M-007924 from May 3 '11 to Jun 2 '11
Total electricity you used this month in kWh

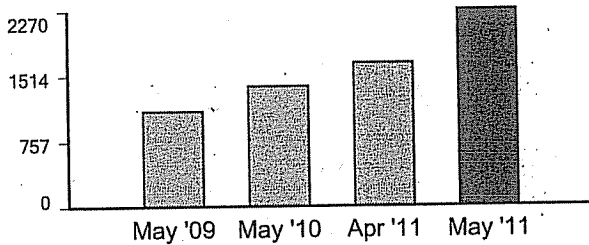
68,114

Your next meter read will be on or about Jul 5 '11.

Maximum demand is 106.0 kW

	Electricity (kWh)	Demand (kW)	
Winter Season			
Mid peak	23,902	106	(May 31 '11 13:45 to 14:00)
Off peak	41,709	105	(May 21 '11 06:15 to 06:30)
Summer Season			
On peak	626	104	(Jun 1 '11 15:30 to 15:45)
Mid peak	938	105	(Jun 1 '11 11:30 to 11:45)
Off peak	939	104	(Jun 1 '11 05:30 to 05:45)
Total	68,114		

Your daily average electricity usage (kWh)



Your monthly usage may be higher than usual...
Based on your historical usage pattern, your monthly usage is trending higher than normal. As a result, you may notice an increase in your bill. If you would like information on tips and programs that can help you lower your energy usage and your bill, please visit www.sce.com/billhelper.

Usage comparison

	May '09	May '10	Jun '10	Jul '10	Aug '10	Sep '10	Oct '10	Nov '10	Dec '10	Jan '11	Feb '11	Mar '11	Apr '11	May '11
Total kWh used	32,153	40,429	45,403	48,457	62,204	54,056	4,873	8,151	9,913	0	1	25,338	48,192	68,114
Number of days	29	29	33	28	29	30	32	31	33	28	30	31	29	30
Appx. average kWh used/day	1,108	1,394	1,375	1,730	2,144	1,801	152	262	300	0	0	817	1,661	2,270

Details of your new charges

Your rate: TOU-PA-B
Billing period: May 3 '11 to Jun 2 '11 (30 days Winter/Summer Season)

Delivery charges

Facilities rel demand	106 kW x \$7.90000 x 29/30 days	\$809.49
Facilities rel demand	106 kW x \$7.87000 x 1/30 days	\$27.81
Energy-Winter		
Mid peak	23,902 kWh x \$0.01295	\$309.53
Off peak	41,709 kWh x \$0.01295	\$540.13
Energy-Summer		
On peak	626 kWh x \$0.01222	\$7.65
Mid peak	938 kWh x \$0.01222	\$11.46
Off peak	939 kWh x \$0.01222	\$11.47
DWR bond charge	68,114 kWh x \$0.00505	\$343.98
Customer charge		\$118.84

Your Delivery charges include:

- \$153.67 transmission charges
- \$1,011.42 distribution charges
- \$42.22 nuclear decommissioning charges
- \$557.17 public purpose programs charge
- \$59.69 new system generation charge

(Continued on next page)

(Continued on next page)

Service account 3-018-2023-06
 Service address 51320 150TH ST W - *Barn well*
 ROSAMOND, CA 93560
 Rotating outage Group A047

Compare the electricity you are using

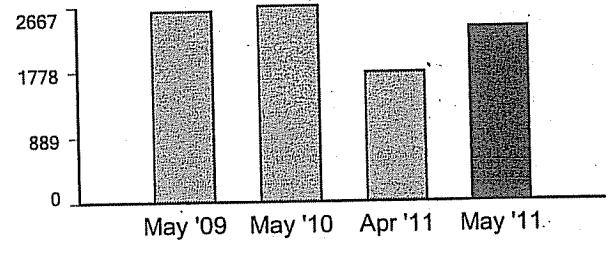
For meter 345M-006350 from May 3 '11 to Jun 2 '11
Total electricity you used this month in kWh 70,999

Your next meter read will be on or about Jul 5 '11.

Maximum demand is 129.0 kW

	Electricity (kWh)	Demand (kW)	
Winter Season			
Mid peak	25,489	129	(May 31 '11 14:15 to 14:30)
Off peak	42,495	128	(May 7 '11 15:00 to 15:15)
Summer Season			
On peak	754	127	(Jun 1 '11 14:30 to 14:45)
Mid peak	1,130	126	(Jun 1 '11 11:30 to 11:45)
Off peak	1,131	126	(Jun 1 '11 00:45 to 01:00)
Total	70,999		

Your daily average electricity usage (kWh)



Usage comparison

	May '09	May '10	Jun '10	Jul '10	Aug '10	Sep '10	Oct '10	Nov '10	Dec '10	Jan '11	Feb '11	Mar '11	Apr '11	May '11
Total kWh used	75,418	77,332	83,741	63,256	64,387	80,929	30,071	12,434	28	1	1	23,992	51,065	70,999
Number of days	29	29	33	28	29	30	32	31	33	28	30	31	29	30
Appx. average kWh used/day	2,600	2,666	2,537	2,259	2,220	2,697	939	401	0	0	0	773	1,760	2,366

Details of your new charges

Your rate: TOU-PA-B
 Billing period: May 3 '11 to Jun 2 '11 (30 days Winter/Summer Season)

Delivery charges

Facilities rel demand	129 kW x \$7.90000 x 29/30 days	\$985.13
Facilities rel demand	129 kW x \$7.87000 x 1/30 days	\$33.84
Energy-Winter		
Mid peak	25,489 kWh x \$0.01295	\$330.08
Off peak	42,495 kWh x \$0.01295	\$550.31
Energy-Summer		
On peak	754 kWh x \$0.01222	\$9.21
Mid peak	1,130 kWh x \$0.01222	\$13.81
Off peak	1,131 kWh x \$0.01222	\$13.82
DWR bond charge	70,999 kWh x \$0.00505	\$358.55
Customer charge		\$118.84
Customer charge		\$4.13

Your Delivery charges include:

- \$185.59 transmission charges
- \$1,169.26 distribution charges
- \$43.78 nuclear decommissioning charges
- \$581.22 public purpose programs charge
- \$62.29 new system generation charge

Your Generation charges include:

- \$158.76 competition transition charge

(Continued on next page)

(Continued on next page)

Service account 3-018-2031-52
 Service address 51251 140TH ST W
 ROSAMOND, CA 93560
 Rotating outage Group A047

Yard well

Compare the electricity you are using

For meter 345M-006685 from May 3 '11 to Jun 2 '11
 Total electricity you used this month in kWh

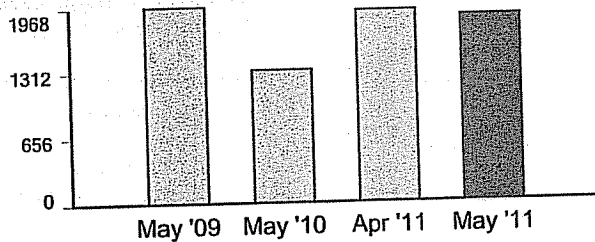
55,960

Your next meter read will be on or about Jul 5 '11.

Maximum demand is 127.0 kW

	Electricity (kWh)	Demand (kW)	
Winter Season			
Mid peak	20,582	127	(May 20 '11 09:15 to 09:30)
Off peak	35,363	127	(May 20 '11 06:30 to 06:45)
Summer Season			
On peak	2	0	
Mid peak	4	2	(Jun 1 '11 08:00 to 08:15)
Off peak	9	3	(Jun 1 '11 06:15 to 06:30)
Total	55,960		

Your daily average electricity usage (kWh)



Your monthly usage may be higher than usual...
 Based on your historical usage pattern, your monthly usage is trending higher than normal. As a result, you may notice an increase in your bill. If you would like information on tips and programs that can help you lower your energy usage and your bill, please visit www.sce.com/billhelper.

Usage comparison

	May '09	May '10	Jun '10	Jul '10	Aug '10	Sep '10	Oct '10	Nov '10	Dec '10	Jan '11	Feb '11	Mar '11	Apr '11	May '11
Total kWh used	57,074	38,684	90,309	75,004	63,145	68,534	13,289	4	15,458	0	5,368	36,227	55,604	55,960
Number of days	29	29	33	28	29	30	32	31	33	28	30	31	29	30
Appx. average kWh used/day	1,968	1,333	2,736	2,678	2,177	2,284	415	0	468	0	178	1,168	1,917	1,865

Details of your new charges

Your rate: TOU-PA-B
 Billing period: May 3 '11 to Jun 2 '11 (30 days Winter/Summer Season)

Delivery charges

Facilities rel demand	127 kW x \$7.90000 x 29/30 days	\$969.86
Facilities rel demand	127 kW x \$7.87000 x 1/30 days	\$33.32
Energy-Winter		\$266.54
Mid peak	20,582 kWh x \$0.01295	\$457.95
Off peak	35,363 kWh x \$0.01295	
Energy-Summer		\$0.02
On peak	2 kWh x \$0.01222	\$0.05
Mid peak	4 kWh x \$0.01222	\$0.11
Off peak	9 kWh x \$0.01222	\$282.60
DWR bond charge	55,960 kWh x \$0.00505	\$118.84
Customer charge		\$4.13
Customer charge		

Your Delivery charges include:

- \$183.23 transmission charges
- \$1,114.12 distribution charges
- \$35.80 nuclear decommissioning charges
- \$455.53 public purpose programs charge
- \$48.69 new system generation charge

Your Generation charges include:

- \$125.35 competition transition charge

Your overall energy charges include:

- \$41.08 franchise fees

Generation charges
 DWR

(Continued on next page)

(Continued on next page)

Service account 3-018-2023-67
 Service address 51249 140TH ST W
 ROSAMOND, CA 93560
 Rotating outage Group A047

~~Industrial~~ domestic

Compare the electricity you are using

Your current read for meter 308Z-129636 - Jun 2 '11	00091
Your previous read - May 3 '11	- 00091
Total electricity you used this month in kWh	0

Your next meter read will be on or about Jul 5 '11.

Details of your new charges

Your rate: DOMESTIC
 Billing period: May 3 '11 to Jun 1 '11 (29 days Winter Season)
 Jun 1 '11 to Jun 2 '11 (1 days Summer Season)

Delivery charges		
Basic charge	30 days x \$0.02900	\$0.87
Bal of minimum charge		\$0.90
Subtotal of your new charges		\$1.77
Los Angeles Co UUT	\$1.77 x 4.50000%	\$0.08
Your new charges		\$1.85

Your Delivery charges include:

- \$1.77 distribution charges,

Your overall energy charges include:

- \$0.02 franchise fees

Additional information:

- DWR provided 27.027% of the energy you used this month
- Service voltage: 240 volts
- Your summer baseline allowance: 11.5 kWh
- Your winter baseline allowance: 316.1 kWh

Things you should know

SUMMER/WINTER BASELINE CHARGES...

This billing cycle falls between the summer baseline season (which runs from June 1st through September 30th) and the winter baseline season (which runs from October 1st through May 31st). Therefore, you will see two sets of Baseline Charges in the Details section of your bill, reflecting your usage during both the winter and summer baseline seasons. Please note that you were not charged twice for your usage. For more information about baseline seasons, please visit www.sce.com/baseline.



P.O. Box 300
Rosemead, CA
91772-0001
www.sce.com

Your electricity bill

JOSE MARITORENA INCORPORATED / Page 1 of 10

For billing and service inquiries call 1-800-990-7788,
Mon - Fri 7 a.m. to 7 p.m. and Saturday 8 a.m. to 5 p.m.
For emergency services call 24 hrs a day, 7 days a week

Customer account 2-22-302-2054

300 PANAMA RD
BAKERSFIELD, CA 93307-6261

Date bill prepared: Jul 9 '11

Your account summary

Amount of your last bill	\$15,988.37
Payment we received on Jun 20 '11 - thank you	-\$15,988.37
Balance forward	\$0.00
Your new charges	\$19,272.22
Total amount you owe by Jul 28 '11	\$19,272.22

Bio Sho

Pd 7-18-11 # 9028

Summary of your billing detail

Service account	Service address	Billing period	Your rate	New charges
3-018-2022-56	14551 W AVENUE B LANCASTER, CA	Jun 2 '11 to Jul 1 '11	TOU-PA-B	\$5,582.00
3-018-2023-06	51320 150TH ST W ROSAMOND, CA	Jun 2 '11 to Jul 1 '11	TOU-PA-B	\$7,495.19
3-018-2023-67	51249 140TH ST W ROSAMOND, CA	Jun 2 '11 to Jul 1 '11	DOMESTIC	\$1.79
3-018-2031-52	51251 140TH ST W ROSAMOND, CA	Jun 2 '11 to Jul 1 '11	TOU-PA-B	\$6,193.24
				\$19,272.22

Please return the payment stub below with your payment and make your check payable to Southern California Edison.
If you want to pay in person, call 1-800-747-8908 for locations, or you can pay online at www.sce.com.

(14-574) Tear here

Tear here

Service account 3-018-2022-56
 Service address 14551 W AVENUE B
 LANCASTER, CA 93534
 Rotating outage Group A047

B-well

Compare the electricity you are using

For meter 3412M-007924 from Jun 2 '11 to Jul 1 '11

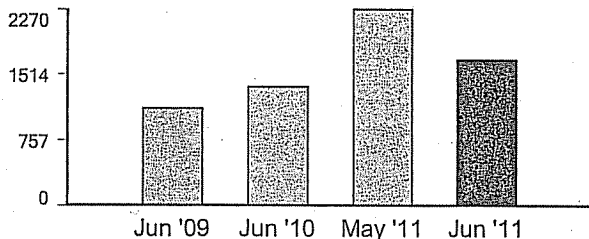
Total electricity you used this month in kWh **48,806**

Your next meter read will be on or about Aug 3 '11.

	Electricity (kWh)	Demand (kW)	
Summer Season			
On peak	10,477	106	(Jun 13 '11 17:45 to 18:00)
Mid peak	15,517	106	(Jun 13 '11 08:45 to 09:00)
Off peak	22,812	106	(Jun 2 '11 06:00 to 06:15)
Total	48,806		

Maximum demand is 106 kW

Your daily average electricity usage (kWh)



Usage comparison

	Jun '09	Jun '10	Jul '10	Aug '10	Sep '10	Oct '10	Nov '10	Dec '10	Jan '11	Feb '11	Mar '11	Apr '11	May '11	Jun '11
Total kWh used	37,035	45,403	48,457	62,204	54,056	4,873	8,151	9,913	0	1	25,338	48,192	68,114	48,806
Number of days	33	33	28	29	30	32	31	33	28	30	31	29	30	29
Appx. average kWh used/day	1,122	1,375	1,730	2,144	1,801	152	262	300	0	0	817	1,661	2,270	1,682

Details of your new charges

Your rate: TOU-PA-B

Billing period: Jun 2 '11 to Jul 1 '11 (29 days)

Delivery charges

Facilities rel demand	106 kW x \$7.87000	\$834.22
Energy-Summer		
On peak	10,477 kWh x \$0.01222	\$128.03
Mid peak	15,517 kWh x \$0.01222	\$189.62
Off peak	22,812 kWh x \$0.01222	\$278.76
DWR bond charge	48,806 kWh x \$0.00505	\$246.47
Customer charge		\$123.84

Your Delivery charges include:

- \$117.07 transmission charges
- \$920.05 distribution charges
- \$4.39 nuclear decommissioning charges
- \$450.48 public purpose programs charge
- \$50.76 new system generation charge

Generation charges

DWR		
Energy-Summer		
On peak	2,618 kWh x \$0.03952	\$103.46
Mid peak	3,877 kWh x \$0.03952	\$153.22
Off peak	5,700 kWh x \$0.03952	\$225.26

Your Generation charges include:

- \$104.93 competition transition charge

SCE

Demand-Summer		
On peak	106 kW x \$8.98000	\$951.88
Mid peak	106 kW x \$2.15000	\$227.90
Energy-Summer		

Your overall energy charges include:

- \$48.25 franchise fees

Additional information:

- DWR provided 24.988% of the energy you used this month
- Service voltage: 480 volts

(Continued on next page)

Service account 3-018-2023-06
 Service address 51320 150TH ST W
 ROSAMOND, CA 93560
 Rotating outage Group A047

Barnwell

Compare the electricity you are using

For meter 345M-006350 from Jun 2 '11 to Jul 1 '11
 Total electricity you used this month in kWh

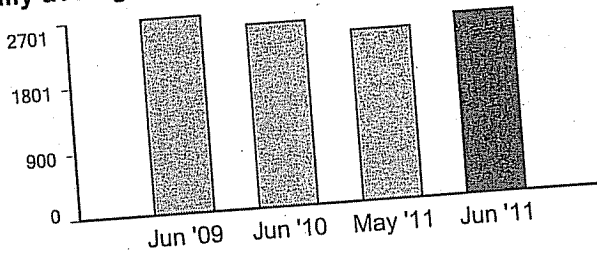
72,589

Your next meter read will be on or about Aug 3 '11.

Maximum demand is 128 kW

	Electricity (kWh)	Demand (kW)	
Summer Season			
On peak	13,434	128	(Jun 6 '11 16:30 to 16:45)
Mid peak	20,408	126	(Jun 6 '11 10:45 to 11:00)
Off peak	38,747	128	(Jun 2 '11 06:00 to 06:15)
Total	72,589		

Your daily average electricity usage (kWh)



Usage comparison

	Jun '09	Jun '10	Jul '10	Aug '10	Sep '10	Oct '10	Nov '10	Dec '10	Jan '11	Feb '11	Mar '11	Apr '11	May '11	Jun '11
Total kWh used	89,139	83,741	63,256	64,387	80,929	30,071	12,434	28	1	1	23,992	51,065	70,999	72,589
Number of days	33	33	28	29	30	32	31	33	28	30	31	29	30	29
Appx. average kWh used/day	2,701	2,537	2,259	2,220	2,697	939	401	0	0	0	773	1,760	2,366	2,503

Details of your new charges

Your rate: TOU-PA-B
 Billing period: Jun 2 '11 to Jul 1 '11 (29 days)

Delivery charges

Facilities rel demand	128 kW x \$7.87000
Energy-Summer	13,434 kWh x \$0.01222
On peak	20,408 kWh x \$0.01222
Mid peak	38,747 kWh x \$0.01222
Off peak	72,589 kWh x \$0.00505
DWR bond charge	
Customer charge	

Generation charges

DWR	
Energy-Summer	3,357 kWh x \$0.03952
On peak	5,100 kWh x \$0.03952
Mid peak	9,682 kWh x \$0.03952
Off peak	
SCE	
Demand-Summer	128 kW x \$8.98000
On peak	126 kW x \$2.15000
Mid peak	
Energy-Summer	

\$1,007.36	Your Delivery charges include:
\$164.16	• \$132.92 transmission charges
\$249.39	• \$1,115.87 distribution charges
\$473.49	• \$6.53 nuclear decommissioning charges
\$366.57	• \$670.00 public purpose programs charge
\$123.84	• \$75.49 new system generation charge

Your Generation charges include:
 • \$156.07 competition transition charge

Your overall energy charges include:
 • \$64.77 franchise fees

Additional information:
 • DWR provided 24.988% of the energy you used this month
 • Service voltage: 480 volts

(Continued on next page)

Service account 3-018-2031-52
Service address 51251 140TH ST W *yard well*
 ROSAMOND, CA 93560
Rotating outage Group A047

Compare the electricity you are using

For meter 345M-006685 from Jun 2 '11 to Jul 1 '11
Total electricity you used this month in kWh

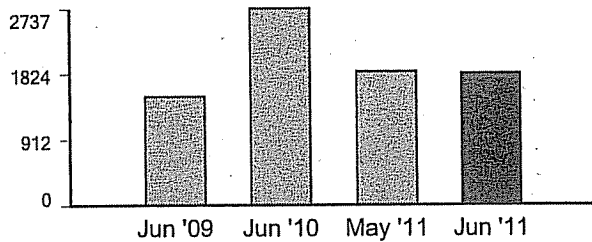
53,122

Your next meter read will be on or about Aug 3 '11.

Maximum demand is 125 kW

	Electricity (kWh)	Demand (kW)	
Summer Season			
On peak	10,759	125	(Jun 13 '11 17:45 to 18:00)
Mid peak	15,102	125	(Jun 13 '11 08:45 to 09:00)
Off peak	27,261	125	(Jun 12 '11 11:00 to 11:15)
Total	53,122		

Your daily average electricity usage (kWh)



Usage comparison

	Jun '09	Jun '10	Jul '10	Aug '10	Sep '10	Oct '10	Nov '10	Dec '10	Jan '11	Feb '11	Mar '11	Apr '11	May '11	Jun '11
Total kWh used	49,974	90,309	75,004	63,145	68,534	13,289	4	15,458	0	5,368	36,227	55,604	55,960	53,122
Number of days	33	33	28	29	30	32	31	33	28	30	31	29	30	29
Appx. average kWh used/day	1,514	2,736	2,678	2,177	2,284	415	0	468	0	178	1,168	1,917	1,865	1,831

Details of your new charges

Your rate: TOU-PA-B
 Billing period: Jun 2 '11 to Jul 1 '11 (29 days)

Delivery charges

Facilities rel demand	125 kW x \$7.87000	\$983.75
Energy-Summer		
On peak	10,759 kWh x \$0.01222	\$131.47
Mid peak	15,102 kWh x \$0.01222	\$184.55
Off peak	27,261 kWh x \$0.01222	\$333.13
DWR bond charge	53,122 kWh x \$0.00505	\$268.27
Customer charge		\$123.84

Your Delivery charges include:

- \$140.81 transmission charges
- \$1,052.83 distribution charges
- \$4.78 nuclear decommissioning charges
- \$490.32 public purpose programs charge
- \$55.25 new system generation charge

Generation charges

DWR		
Energy-Summer		
On peak	2,688 kWh x \$0.03952	\$106.23
Mid peak	3,774 kWh x \$0.03952	\$149.15
Off peak	6,812 kWh x \$0.03952	\$269.21
SCE		

- ### Your Generation charges include:
- \$114.21 competition transition charge

- ### Your overall energy charges include:
- \$53.54 franchise fees

(Continued on next page)

(Continued on next page)



Box 300
Rosemead, CA
91772-0001
www.sce.com

Your electricity bill

JOSE MARITORENA INCORPORATED / Page 1 of 10

For billing and service inquiries call 1-800-990-7788,
Mon - Fri 7 a.m. to 7 p.m. and Saturday 8 a.m. to 5 p.m.
For emergency services call 24 hrs a day, 7 days a week

Customer account 2-22-302-2054

300 PANAMA RD
BAKERSFIELD, CA 93307-6261

Date bill prepared: Aug 9 '11

Your account summary

Amount of your last bill	\$19,272.22
Payment we received on Jul 21 '11 - thank you	-\$19,272.22
Balance forward	\$0.00
Your new charges	\$22,230.95
Total amount you owe by Aug 29 '11	\$22,230.95

Die sho

pd 8-12-11 #9073

Summary of your billing detail

Service account	Service address	Billing period	Your rate	New charges
3-018-2022-56	14551 W AVENUE B LANCASTER, CA	Jul 1 '11 to Aug 2 '11	TOU-PA-B	\$5,163.65 ✓
3-018-2023-06	51320 150TH ST W ROSAMOND, CA	Jul 1 '11 to Aug 2 '11	TOU-PA-B	\$8,625.91 ✓
3-018-2023-67	51249 140TH ST W ROSAMOND, CA		DOMESTIC	\$0.00
To be billed at a later date				
3-018-2031-52	51251 140TH ST W ROSAMOND, CA	Jul 1 '11 to Aug 2 '11	TOU-PA-B	\$8,441.39
				\$22,230.95

Please return the payment stub below with your payment and make your check payable to Southern California Edison.
If you want to pay in person, call 1-800-747-8908 for locations, or you can pay online at www.sce.com.

(14-574) Tear here	Tear here	
<p>Facilities related charges</p> <p>Energy-Summer</p> <p>On peak 6,703 kWh x \$0.01222</p> <p>Mid peak 10,728 kWh x \$0.01222</p> <p>Off peak 28,744 kWh x \$0.01222</p> <p>DWR bond charge 46,175 kWh x \$0.00505</p> <p>Customer charge</p> <p>Generation charges</p> <p>DWR</p> <p>Energy-Summer</p> <p>On peak 1,449 kWh x \$0.03952</p> <p>Mid peak 2,319 kWh x \$0.03952</p> <p>Off peak 6,213 kWh x \$0.03952</p> <p>SCE</p>	<p>105 kV x \$7.8/000 \$826.55</p> <p>\$81.91</p> <p>\$131.10</p> <p>\$351.25</p> <p>\$233.18</p> <p>\$123.84</p> <p>\$57.26</p> <p>\$91.65</p> <p>\$245.54</p>	<ul style="list-style-type: none"> • \$117.32 transmission charges • \$907.67 distribution charges • \$4.16 nuclear decommissioning charges • \$426.20 public purpose programs charge • \$48.02 new system generation charge <p>Your Generation charges include:</p> <ul style="list-style-type: none"> • \$99.28 competition transition charge <p>Your overall energy charges include:</p> <ul style="list-style-type: none"> • \$44.63 franchise fees

(Continued on next page)

(Continued on next page)

Service account 3-018-2022-56
Service address 14551 W AVENUE B
LANCASTER, CA 93534
Rotating outage Group A047

B-well

Compare the electricity you are using

For meter 3412M-007924 from Jul 1 '11 to Aug 2 '11
Total electricity you used this month in kWh

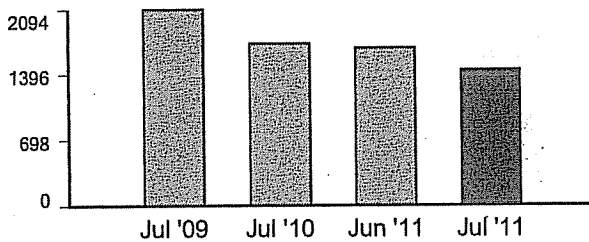
46,175

Your next meter read will be on or about Sep 1 '11.

	Electricity (kWh)	Demand (kW)	
Summer Season			
On peak	6,703	105	(Aug 1 '11 15:00 to 15:15)
Mid peak	10,728	104	(Jul 27 '11 11:45 to 12:00)
Off peak	28,744	105	(Jul 23 '11 06:30 to 06:45)
Total	46,175		

Maximum demand is 105 kW

Your daily average electricity usage (kWh)



Usage comparison

	Jul '09	Jul '10	Aug '10	Sep '10	Oct '10	Nov '10	Dec '10	Jan '11	Feb '11	Mar '11	Apr '11	May '11	Jun '11	Jul '11
Total kWh used	60,725	48,457	62,204	54,056	4,873	8,151	9,913	0	1	25,338	48,192	68,114	48,806	46,175
Number of days	29	28	29	30	32	31	33	28	30	31	29	30	29	32
Appx. average kWh used/day	2,093	1,730	2,144	1,801	152	262	300	0	0	817	1,661	2,270	1,682	1,442

Details of your new charges

Your rate: TOU-PA-B
Billing period: Jul 1 '11 to Aug 2 '11 (32 days)

Delivery charges

Facilities rel demand 105 kW x \$7.87000
Energy-Summer
On peak 6,703 kWh x \$0.01222
Mid peak 10,728 kWh x \$0.01222
Off peak 28,744 kWh x \$0.01222
DWR bond charge 46,175 kWh x \$0.00505
Customer charge

\$826.35

Your Delivery charges include:

- \$117.32 transmission charges
- \$907.67 distribution charges
- \$4.16 nuclear decommissioning charges
- \$426.20 public purpose programs charge
- \$48.02 new system generation charge

Generation charges

DWR
Energy-Summer
On peak 1,449 kWh x \$0.03952
Mid peak 2,319 kWh x \$0.03952
Off peak 6,213 kWh x \$0.03952
SCE

\$57.26

- ### Your Generation charges include:
- \$99.28 competition transition charge

\$91.65
\$245.54

- ### Your overall energy charges include:
- \$44.63 franchise fees

(Continued on next page)

(Continued on next page)

Service account 3-018-2023-06
Service address 51320 150TH ST W
ROSAMOND, CA 93560
Rotating outage Group A047

Barn well

Compare the electricity you are using

For meter 345M-006350 from Jul 1 '11 to Aug 2 '11
Total electricity you used this month in kWh

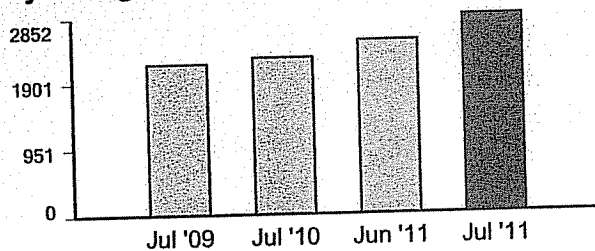
91,248

Your next meter read will be on or about Sep 1 '11.

Maximum demand is 128 kW

	Electricity (kWh)	Demand (kW)	
Summer Season			
On peak	15,129	128	(Jul 13 '11 16:15 to 16:30)
Mid peak	22,908	126	(Jul 12 '11 20:30 to 20:45)
Off peak	53,211	127	(Jul 23 '11 06:30 to 06:45)
Total	91,248		

Your daily average electricity usage (kWh)



Usage comparison

	Jul '09	Jul '10	Aug '10	Sep '10	Oct '10	Nov '10	Dec '10	Jan '11	Feb '11	Mar '11	Apr '11	May '11	Jun '11	Jul '11
Total kWh used	63,298	63,256	64,387	80,929	30,071	12,434	28	1	1	23,992	51,065	70,999	72,589	91,248
Number of days	29	28	29	30	32	31	33	28	30	31	29	30	29	32
Appx. average kWh used/day	2,182	2,259	2,220	2,697	939	401	0	0	0	773	1,760	2,366	2,503	2,851

Details of your new charges

Your rate: TOU-PA-B
Billing period: Jul 1 '11 to Aug 2 '11 (32 days)

Delivery charges

Facilities rel demand	128 kW x \$7.87000	\$1,007.36
Energy-Summer		
On peak	15,129 kWh x \$0.01222	\$184.88
Mid peak	22,908 kWh x \$0.01222	\$279.94
Off peak	53,211 kWh x \$0.01222	\$650.24
DWR bond charge	91,248 kWh x \$0.00505	\$460.80
Customer charge		\$123.84

Your Delivery charges include:

- \$121.35 transmission charges
- \$1,157.67 distribution charges
- \$8.21 nuclear decommissioning charges
- \$842.22 public purpose programs charge
- \$94.89 new system generation charge

Generation charges

DWR		
Energy-Summer		
On peak	3,270 kWh x \$0.03952	\$129.23
Mid peak	4,952 kWh x \$0.03952	\$195.70
Off peak	11,502 kWh x \$0.03952	\$454.56
SCE		

Your Generation charges include:

- \$196.18 competition transition charge

Your overall energy charges include:

- \$74.52 franchise fees

(Continued on next page)

(Continued on next page)

Service account 3-018-2031-52
Service address 51251 140TH ST W *yard well*
 ROSAMOND, CA 93560
Rotating outage Group A047

Compare the electricity you are using

For meter 345M-006685 from Jul 1 '11 to Aug 2 '11
Total electricity you used this month in kWh

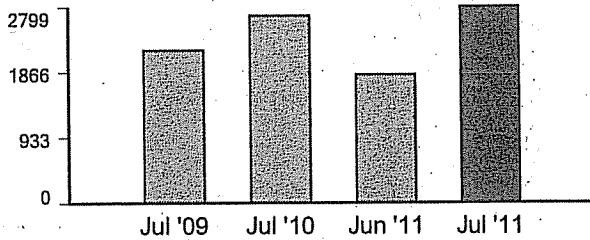
89,568

Your next meter read will be on or about Sep 1 '11.

	Electricity (kWh)	Demand (kW)	
Summer Season			
On peak	14,428	125	(Jul 13 '11 16:15 to 16:30)
Mid peak	21,671	125	(Jul 13 '11 09:00 to 09:15)
Off peak	53,469	127	(Jul 17 '11 14:30 to 14:45)
Total	89,568		

Maximum demand is 127 kW

Your daily average electricity usage (kWh)



Usage comparison

	Jul '09	Jul '10	Aug '10	Sep '10	Oct '10	Nov '10	Dec '10	Jan '11	Feb '11	Mar '11	Apr '11	May '11	Jun '11	Jul '11
Total kWh used	63,399	75,004	63,145	68,534	13,289	4	15,458	0	5,368	36,227	55,604	55,960	53,122	89,568
Number of days	29	28	29	30	32	31	33	28	30	31	29	30	29	32
Appx. average kWh used/day	2,186	2,678	2,177	2,284	415	0	468	0	178	1,168	1,917	1,865	1,831	2,799

Details of your new charges

Your rate: TOU-PA-B

Billing period: Jul 1 '11 to Aug 2 '11 (32 days)

Delivery charges

Facilities rel demand	127 kW x \$7.87000
Energy-Summer	
On peak	14,428 kWh x \$0.01222
Mid peak	21,671 kWh x \$0.01222
Off peak	53,469 kWh x \$0.01222
DWR bond charge	89,568 kWh x \$0.00505
Customer charge	

\$999.49
\$176.31
\$264.82
\$653.39
\$452.32
\$123.84

Your Delivery charges include:

- \$121.00 transmission charges
- \$1,147.43 distribution charges
- \$8.06 nuclear decommissioning charges
- \$826.71 public purpose programs charge
- \$93.16 new system generation charge

Generation charges

DWR	
Energy-Summer	
On peak	3,119 kWh x \$0.03952
Mid peak	4,684 kWh x \$0.03952
Off peak	11,558 kWh x \$0.03952
SCE	

\$123.26
\$185.11
\$456.77

Your Generation charges include:

- \$192.57 competition transition charge

Your overall energy charges include:

- \$72.93 franchise fees



Box 300
Rosemead, CA
91772-0001
www.sce.com

Your electricity bill

JOSE MARITORENA INCORPORATED / Page 1 of 12

For billing and service inquiries call 1-800-990-7788,
Mon - Fri 7 a.m. to 7 p.m. and Saturday 8 a.m. to 5 p.m.
For emergency services call 24 hrs a day, 7 days a week

Customer account 2-22-302-2054

300 PANAMA RD
BAKERSFIELD, CA 93307-6261

Date bill prepared: Sep 8 '11

Your account summary

Amount of your last bill	\$22,230.95
Payment we received on Aug 15 '11 - thank you	-\$22,230.95
Balance forward	\$0.00
Your new charges	\$21,121.42
Total amount you owe by Sep 27 '11	\$21,121.42

Bill
Pd 9-15-11 # 9132

Summary of your billing detail

Service account	Service address	Billing period	Your rate	New charges
3-018-2022-56	14551 W AVENUE B LANCASTER, CA	Aug 2 '11 to Aug 31 '11	TOU-PA-B	\$5,679.79
3-018-2023-06	51320 150TH ST W ROSAMOND, CA	Aug 2 '11 to Aug 31 '11	TOU-PA-B	\$8,156.83
3-018-2023-67	51249 140TH ST W ROSAMOND, CA	Jul 1 '11 to Aug 2 '11	DOMESTIC	\$1.98
3-018-2023-67	51249 140TH ST W ROSAMOND, CA	Aug 2 '11 to Aug 31 '11	DOMESTIC	\$1.79
3-018-2031-52	51251 140TH ST W ROSAMOND, CA	Aug 2 '11 to Aug 31 '11	TOU-PA-B	\$7,281.03
				\$21,121.42

Things you should know

Visit SCE at the Fair....

Find out about energy saving tips, rebates and programs by visiting SCE at the Los Angeles County Fair. Customers who bring in a recent copy of their SCE bill will receive a free gift while supplies last.

Please return the payment stub below with your payment and make your check payable to Southern California Edison.
If you want to pay in person, call 1-800-747-8908 for locations, or you can pay online at www.sce.com.

14-574)

Tear here

Tear here

Delivery charges

Facilities rel demand	107 kW x \$7.87000	\$842.09
Energy-Summer		
On peak	9,750 kWh x \$0.01222	\$119.15
Mid peak	14,431 kWh x \$0.01222	\$176.35
Off peak	26,775 kWh x \$0.01222	\$327.19
DWR bond charge	50,956 kWh x \$0.00505	\$257.33
Customer charge		\$123.84

Your Delivery charges include:

- \$117.14 transmission charges
- \$931.35 distribution charges
- \$4.59 nuclear decommissioning charges
- \$470.32 public purpose programs charge
- \$53.00 new system generation charge

Generation charges

DWR		
Energy-Summer		
On peak	2,064 kWh x \$0.03952	\$81.57
Mid peak	3,056 kWh x \$0.03952	\$120.77
Off peak	5,669 kWh x \$0.03952	\$224.04

Your Generation charges include:

- \$109.56 competition transition charge

SCE

Your overall energy charges include:

- \$49.09 franchise fees

(Continued on next page)

(Continued on next page)

Service account 3-018-2022-56
Service address 14551 W AVENUE B *B-well*
 LANCASTER, CA 93534
Rotating outage Group A047

Compare the electricity you are using

For meter 3412M-007924 from Aug 2 '11 to Aug 31 '11
Total electricity you used this month in kWh

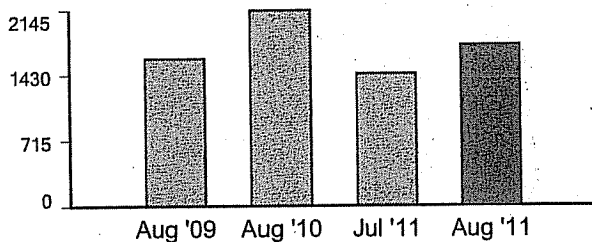
50,956

Your next meter read will be on or about Oct 3 '11.

Maximum demand is 107 kW

	Electricity (kWh)	Demand (kW)	
Summer Season			
On peak	9,750	107	(Aug 16 '11 15:00 to 15:15)
Mid peak	14,431	107	(Aug 12 '11 09:45 to 10:00)
Off peak	26,775	105	(Aug 12 '11 07:00 to 07:15)
Total	50,956		

Your daily average electricity usage (kWh)



Usage comparison

	Aug '09	Aug '10	Sep '10	Oct '10	Nov '10	Dec '10	Jan '11	Feb '11	Mar '11	Apr '11	May '11	Jun '11	Jul '11	Aug '11
Total kWh used	46,824	62,204	54,056	4,873	8,151	9,913	0	1	25,338	48,192	68,114	48,806	46,175	50,956
Number of days	29	29	30	32	31	33	28	30	31	29	30	29	32	29
Appx. average kWh used/day	1,614	2,144	1,801	152	262	300	0	0	817	1,661	2,270	1,682	1,442	1,757

Details of your new charges

Your rate: TOU-PA-B
 Billing period: Aug 2 '11 to Aug 31 '11 (29 days)

Delivery charges

Facilities rel demand	107 kW x \$7.87000	\$842.09
Energy-Summer		
On peak	9,750 kWh x \$0.01222	\$119.15
Mid peak	14,431 kWh x \$0.01222	\$176.35
Off peak	26,775 kWh x \$0.01222	\$327.19
DWR bond charge	50,956 kWh x \$0.00505	\$257.33
Customer charge		\$123.84

Your Delivery charges include:

- \$117.14 transmission charges
- \$931.35 distribution charges
- \$4.59 nuclear decommissioning charges
- \$470.32 public purpose programs charge
- \$53.00 new system generation charge

Generation charges

DWR		
Energy-Summer		
On peak	2,064 kWh x \$0.03952	\$81.57
Mid peak	3,056 kWh x \$0.03952	\$120.77
Off peak	5,669 kWh x \$0.03952	\$224.04
SCE		

Your Generation charges include:

- \$109.56 competition transition charge
- \$49.09 franchise fees

(Continued on next page)

(Continued on next page)

Service account 3-018-2023-06
Service address 51320 150TH ST W *Barn well*
 ROSAMOND, CA 93560
Rotating outage Group A047

Compare the electricity you are using

For meter 345M-006350 from Aug 2 '11 to Aug 31 '11
Total electricity you used this month in kWh

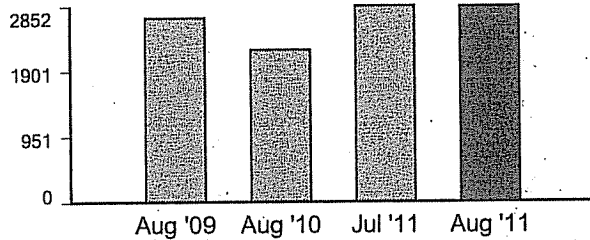
82,558

Your next meter read will be on or about Oct 3 '11.

	Electricity (kWh)	Demand (kW)	
Summer Season			
On peak	15,212	127	(Aug 23 '11 12:30 to 12:45)
Mid peak	22,689	126	(Aug 12 '11 08:00 to 08:15)
Off peak	44,657	127	(Aug 20 '11 12:30 to 12:45)
Total	82,558		

Maximum demand is 127 kW

Your daily average electricity usage (kWh)



Usage comparison

	Aug '09	Aug '10	Sep '10	Oct '10	Nov '10	Dec '10	Jan '11	Feb '11	Mar '11	Apr '11	May '11	Jun '11	Jul '11	Aug '11
Total kWh used	77,842	64,387	80,929	30,071	12,434	28	1	1	23,992	51,065	70,999	72,589	91,248	82,558
Number of days	29	29	30	32	31	33	28	30	31	29	30	29	32	29
Appx. average kWh used/day	2,684	2,220	2,697	939	401	0	0	0	773	1,760	2,366	2,503	2,851	2,846

Details of your new charges

Your rate: TOU-PA-B
 Billing period: Aug 2 '11 to Aug 31 '11 (29 days)

Delivery charges

Facilities rel demand 127 kW x \$7.87000
 Energy-Summer
 On peak 15,212 kWh x \$0.01222
 Mid peak 22,689 kWh x \$0.01222
 Off peak 44,657 kWh x \$0.01222
 DWR bond charge 82,558 kWh x \$0.00505
 Customer charge

\$999.49

Your Delivery charges include:

- \$125.35 transmission charges
- \$1,131.72 distribution charges
- \$7.43 nuclear decommissioning charges
- \$762.01 public purpose programs charge
- \$85.86 new system generation charge

Generation charges

DWR
 Energy-Summer
 On peak 3,221 kWh x \$0.03952
 Mid peak 4,804 kWh x \$0.03952
 Off peak 9,456 kWh x \$0.03952
 SCE

\$127.29

\$189.85

\$373.70

Your Generation charges include:

- \$177.50 competition transition charge

Your overall energy charges include:

- \$70.48 franchise fees

(Continued on next page)

(Continued on next page)

Service account 3-018-2031-52
 Service address 51251 140TH ST W *Yard well*
 ROSAMOND, CA 93560
 Rotating outage Group A047

Compare the electricity you are using

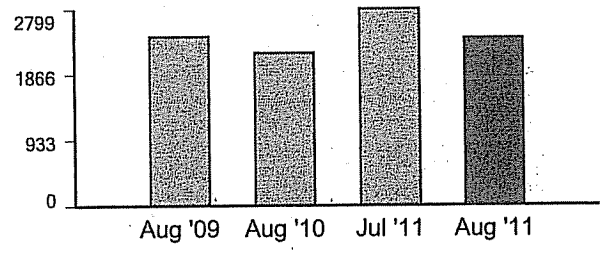
For meter 345M-006685 from Aug 2 '11 to Aug 31 '11
Total electricity you used this month in kWh 69,245

Your next meter read will be on or about Oct 3 '11.

Maximum demand is 124 kW

	Electricity (kWh)	Demand (kW)	
Summer Season			
On peak	13,569	124	(Aug 4 '11 17:30 to 17:45)
Mid peak	20,595	124	(Aug 3 '11 10:00 to 10:15)
Off peak	35,081	124	(Aug 3 '11 07:15 to 07:30)
Total	69,245		

Your daily average electricity usage (kWh)



Usage comparison

	Aug '09	Aug '10	Sep '10	Oct '10	Nov '10	Dec '10	Jan '11	Feb '11	Mar '11	Apr '11	May '11	Jun '11	Jul '11	Aug '11
Total kWh used	70,097	63,145	68,534	13,289	4	15,458	0	5,368	36,227	55,604	55,960	53,122	89,568	69,245
Number of days	29	29	30	32	31	33	28	30	31	29	30	29	32	29
Appx. average kWh used/day	2,417	2,177	2,284	415	0	468	0	178	1,168	1,917	1,865	1,831	2,799	2,387

Details of your new charges

Your rate: TOU-PA-B
 Billing period: Aug 2 '11 to Aug 31 '11 (29 days)

Delivery charges


Facilities rel demand	124 kW x \$7.87000	\$975.88
Energy-Summer		
On peak	13,569 kWh x \$0.01222	\$165.81
Mid peak	20,595 kWh x \$0.01222	\$251.67
Off peak	35,081 kWh x \$0.01222	\$428.69
DWR bond charge	69,245 kWh x \$0.00505	\$349.69
Customer charge		\$123.84

- Your Delivery charges include:**
- \$129.43 transmission charges
 - \$1,082.46 distribution charges
 - \$6.23 nuclear decommissioning charges
 - \$639.13 public purpose programs charge
 - \$72.01 new system generation charge

Generation charges

DWR		
Energy-Summer		
On peak	2,873 kWh x \$0.03952	\$113.54
Mid peak	4,361 kWh x \$0.03952	\$172.35
Off peak	7,428 kWh x \$0.03952	\$293.55
SCE		

- Your Generation charges include:**
- \$148.88 competition transition charge
- Your overall energy charges include:**
- \$62.92 franchise fees



P.O. Box 300
Rosemead, CA
91772-0001
www.sce.com

Your electricity bill

JOSE MARITORENA INCORPORATED / Page 1 of 12

For billing and service inquiries call 1-800-990-7788,
Mon - Fri 7 a.m. to 7 p.m. and Saturday 8 a.m. to 5 p.m.
For emergency services call 24 hrs a day, 7 days a week

Customer account 2-22-302-2054

300 PANAMA RD
BAKERSFIELD, CA 93307-6261

Bio Gho

Date bill prepared: Oct 7 '11

Your account summary

Amount of your last bill	\$21,121.42
Payment we received on Sep 21 '11 - thank you	-\$21,121.42
Balance forward	\$0.00
Your new charges	\$20,211.36
Total amount you owe by Oct 26 '11	\$20,211.36

Pd 10-13-11 #9183

Summary of your billing detail

Service account	Service address	Billing period	Your rate	New charges
3-018-2022-56	14551 W AVENUE B LANCASTER, CA	Aug 31 '11 to Oct 3 '11	TOU-PA-B	\$5,897.35
3-018-2023-06	51320 150TH ST W ROSAMOND, CA	Aug 31 '11 to Oct 3 '11	TOU-PA-B	\$7,033.44
3-018-2023-67	51249 140TH ST W ROSAMOND, CA		DOMESTIC	\$0.00
To be billed at a later date				
3-018-2031-52	51251 140TH ST W ROSAMOND, CA	Aug 31 '11 to Oct 3 '11	TOU-PA-B	\$7,280.57
				\$20,211.36

Please return the payment stub below with your payment and make your check payable to Southern California Edison.
If you want to pay in person, call 1-800-747-8908 for locations, or you can pay online at www.sce.com.

(14-574) Tear here

Tear here

Billing period: Aug 31 '11 to Oct 3 '11 (35 days Summer/Winter Season)

Delivery charges		
Facilities rel demand	106 kW x \$7.87000	\$834.22
Energy-Summer		
On peak	9,260 kWh x \$0.01222	\$113.16
Mid peak	14,557 kWh x \$0.01222	\$177.89
Off peak	33,558 kWh x \$0.01222	\$410.08
Energy-Winter		
Off peak	15 kWh x \$0.01222	\$0.18
DWR bond charge	57,390 kWh x \$0.00505	\$289.82
Customer charge		\$123.84

Your Delivery charges include:

- \$111.76 transmission charges
- \$939.27 distribution charges
- \$5.16 nuclear decommissioning charges
- \$529.71 public purpose programs charge
- \$59.69 new system generation charge

Your Generation charges include:

- \$123.39 competition transition charge

Generation charges
DWR

(Continued on next page)

(Continued on next page)

Service account 3-018-2022-56
 Service address 14551 W AVENUE B - B-well
 LANCASTER, CA 93534
 Rotating outage Group A047

Compare the electricity you are using

For meter 3412M-007924 from Aug 31 '11 to Oct 3 '11

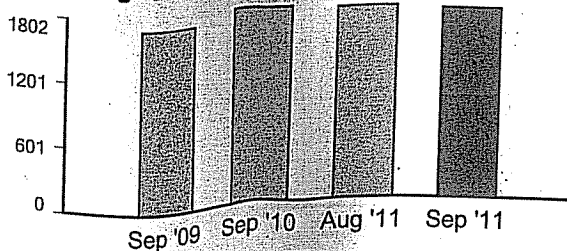
Total electricity you used this month in kWh **57,390**

Your next meter read will be on or about Nov 3 '11.

Maximum demand is 106 kW

	Electricity (kWh)	Demand (kW)	
Summer Season			
On peak	9,260	106	(Sep 12 '11 12:00 to 12:15)
Mid peak	14,557	106	(Sep 7 '11 11:15 to 11:30)
Off peak	33,558	106	(Sep 7 '11 07:45 to 08:00)
Winter Season			
Mid peak	0	0	
Off peak	15	0	
Total	57,390		

Your daily average electricity usage (kWh)



Usage comparison

	Sep '09	Sep '10	Oct '10	Nov '10	Dec '10	Jan '11	Feb '11	Mar '11	Apr '11	May '11	Jun '11	Jul '11	Aug '11	Sep '11
Total kWh used	47,528	54,056	4,873	8,151	9,913	0	1	25,338	48,192	68,114	48,806	46,175	50,956	57,390
Number of days	28	30	32	31	33	28	30	31	29	30	29	32	29	33
Appx. average kWh used/day	1,697	1,801	152	262	300	0	0	817	1,661	2,270	1,682	1,442	1,757	1,739

Details of your new charges

Your rate: TOU-PA-B
 Billing period: Aug 31 '11 to Oct 3 '11 (33 days Summer/Winter Season)

Delivery charges

Facilities rel demand	106 kW x \$7.87000	\$834.22
Energy-Summer		
On peak	9,260 kWh x \$0.01222	\$113.16
Mid peak	14,557 kWh x \$0.01222	\$177.89
Off peak	33,558 kWh x \$0.01222	\$410.08
Energy-Winter		
Off peak	15 kWh x \$0.01222	\$0.18
DWR bond charge	57,390 kWh x \$0.00505	\$289.82
Customer charge		\$123.84

Your Delivery charges include:

- \$111.76 transmission charges
- \$939.27 distribution charges
- \$5.16 nuclear decommissioning charges
- \$529.71 public purpose programs charge
- \$59.69 new system generation charge

Generation charges

DWR

Your Generation charges include:

- \$123.39 competition transition charge

(Continued on next page)

(Continued on next page)

Service account 3-018-2023-06
Service address 51320 150TH ST W *Barnwell*
ROSAMOND, CA 93560
Rotating outage Group A047

Compare the electricity you are using

For meter 345M-006350 from Aug 31 '11 to Oct 3 '11
Total electricity you used this month in kWh

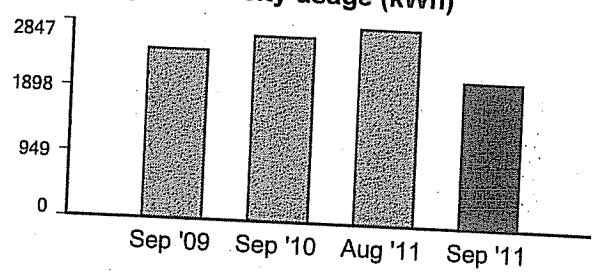
70,231

Your next meter read will be on or about Nov 3 '11.

	Electricity (kWh)	Demand (kW)	
Summer Season			
On peak	10,233	128	(Sep 7 '11 12:30 to 12:45)
Mid peak	14,632	128	(Sep 7 '11 11:15 to 11:30)
Off peak	39,503	126	(Sep 7 '11 07:45 to 08:00)
Winter Season			
Mid peak	0	0	
Off peak	5,863	123	(Oct 1 '11 00:15 to 00:30)
Total	70,231		

Maximum demand is 128 kW

Your daily average electricity usage (kWh)



Usage comparison

	Sep '09	Sep '10	Oct '10	Nov '10	Dec '10	Jan '11	Feb '11	Mar '11	Apr '11	May '11	Jun '11	Jul '11	Aug '11	Sep '11
Total kWh used	68,876	80,929	30,071	12,434	28	1	1	23,992	51,065	70,999	72,589	91,248	82,558	70,231
Number of days	28	30	32	31	33	28	30	31	29	30	29	32	29	33
ppx. average kWh used/day	2,459	2,697	939	401	0	0	0	773	1,760	2,366	2,503	2,851	2,846	2,128

Details of your new charges

Your rate: TOU-PA-B
Billing period: Aug 31 '11 to Oct 3 '11 (33 days Summer/Winter Season)

Delivery charges

Utilities rel demand 128 kW x \$7.87000
Energy-Summer
On peak 10,233 kWh x \$0.01222
Mid peak 14,632 kWh x \$0.01222
Off peak 39,503 kWh x \$0.01222
Energy-Winter
Off peak 5,863 kWh x \$0.01222
R bond charge 70,231 kWh x \$0.00505
Comer charge

\$1,007.36
\$125.05
\$178.80
\$482.73
\$71.65
\$354.67
\$123.84

Your Delivery charges include:
• \$134.38 transmission charges
• \$1,110.60 distribution charges
• \$6.32 nuclear decommissioning charges
• \$648.24 public purpose programs charge
• \$73.04 new system generation charge

Generation charges

Your Generation charges include:
• \$151.00 competition transition charge

(Continued on next page)

(Continued on next page)

Service account 3-018-2031-52
Service address 51251 140TH ST W - *yard well*
 ROSAMOND, CA 93560
Rotating outage Group A047

Compare the electricity you are using

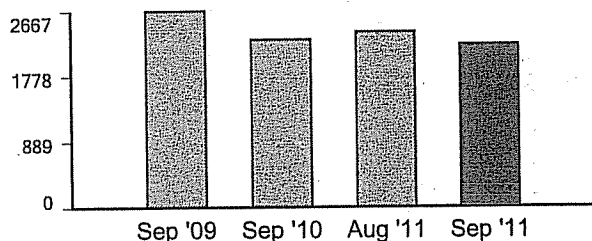
For meter 345M-006685 from Aug 31 '11 to Oct 3 '11
Total electricity you used this month in kWh **72,924**

Your next meter read will be on or about Nov 3 '11.

	Electricity (kWh)	Demand (kW)	
Summer Season			
On peak	12,206	125	(Sep 7 '11 12:30 to 12:45)
Mid peak	18,132	125	(Sep 7 '11 11:15 to 11:30)
Off peak	36,878	125	(Sep 5 '11 14:00 to 14:15)
Winter Season			
Mid peak	0	0	
Off peak	5,708	120	(Oct 1 '11 00:15 to 00:30)
Total	72,924		

Maximum demand is 125 kW

Your daily average electricity usage (kWh)



Usage comparison

	Sep '09	Sep '10	Oct '10	Nov '10	Dec '10	Jan '11	Feb '11	Mar '11	Apr '11	May '11	Jun '11	Jul '11	Aug '11	Sep '11
Total kWh used	74,674	68,534	13,289	4	15,458	0	5,368	36,227	55,604	55,960	53,122	89,568	69,245	72,924
Number of days	28	30	32	31	33	28	30	31	29	30	29	32	29	33
Appx. average kWh used/day	2,666	2,284	415	0	468	0	178	1,168	1,917	1,865	1,831	2,799	2,387	2,209

Details of your new charges

Your rate: TOU-PA-B
 Billing period: Aug 31 '11 to Oct 3 '11 (33 days Summer/Winter Season)

Delivery charges

Facilities rel demand	125 kW x \$7.87000	\$983.75
Energy-Summer		
On peak	12,206 kWh x \$0.01222	\$149.16
Mid peak	18,132 kWh x \$0.01222	\$221.57
Off peak	36,878 kWh x \$0.01222	\$450.65
Energy-Winter		
Off peak	5,708 kWh x \$0.01222	\$69.75
DWR bond charge	72,924 kWh x \$0.00505	\$368.27
Customer charge		\$123.84

Your Delivery charges include:

- \$128.54 transmission charges
- \$1,097.20 distribution charges
- \$6.56 nuclear decommissioning charges
- \$673.08 public purpose programs charge
- \$75.84 new system generation charge

Generation charges

- \$156.78 competition transition charge

(Continued on next page)

(Continued on next page)



P.O. Box 300
Rosemead, CA
91772-0001
www.sce.com

Your electricity bill

JOSE MARITORENA INCORPORATED / Page 1 of 10

For billing and service inquiries call 1-800-990-7788,
Mon - Fri 7 a.m. to 7 p.m. and Saturday 8 a.m. to 5 p.m.
For emergency services call 24 hrs a day, 7 days a week

Customer account 2-22-302-2054

300 PANAMA RD
BAKERSFIELD, CA 93307-6261

Date bill prepared: Nov 9 '11

Bio Gro

Your account summary

Amount of your last bill	\$20,211.36
Payment we received on Oct 17 '11 - thank you	-\$20,211.36
Balance forward	\$0.00
Your new charges	\$6,905.23
Total amount you owe by Nov 28 '11	\$6,905.23

Pd 11-22-11 # 9243

Summary of your billing detail

Service account	Service address	Billing period	Your rate	New charges
3-018-2022-56	14551 W AVENUE B LANCASTER, CA	Oct 3 '11 to Nov 3 '11	TOU-PA-B	\$2,576.84
3-018-2023-06	51320 150TH ST W ROSAMOND, CA	Oct 3 '11 to Nov 3 '11	TOU-PA-B	\$2,170.07
3-018-2023-67	51249 140TH ST W ROSAMOND, CA	Aug 2 '11 to Aug 31 '11	DOMESTIC	-\$1.79
Billing correction	51249 140TH ST W ROSAMOND, CA	Aug 2 '11 to Aug 31 '11	DOMESTIC	\$1.79
3-018-2023-67	51249 140TH ST W ROSAMOND, CA	Aug 31 '11 to Oct 3 '11	DOMESTIC	\$2.04
3-018-2023-67	51249 140TH ST W ROSAMOND, CA	Oct 3 '11 to Nov 3 '11	DOMESTIC	\$1.91
3-018-2031-52	51251 140TH ST W ROSAMOND, CA	Oct 3 '11 to Nov 3 '11	TOU-PA-B	\$2,154.37
				\$6,905.23

Please return the payment stub below with your payment and make your check payable to Southern California Edison.
If you want to pay in person, call 1-800-747-8908 for locations, or you can pay online at www.sce.com.

(14-574)

Tear here

Tear here

Facilities rel demand	106 kW x \$7.87000	\$834.22	<ul style="list-style-type: none"> • \$130.76 transmission charges • \$870.62 distribution charges • \$2.41 nuclear decommissioning charges • \$246.80 public purpose programs charge • \$27.81 new system generation charge <p>Your Generation charges include:</p> <ul style="list-style-type: none"> • \$57.49 competition transition charge <p>Your overall energy charges include:</p> <ul style="list-style-type: none"> • \$22.26 franchise fees
Energy-Winter	11,410 kWh x \$0.01222	\$139.43	
Mid peak	15,329 kWh x \$0.01222	\$187.32	
Off peak	26,739 kWh x \$0.00505	\$135.03	
DWR bond charge		\$123.84	
Customer charge			
Generation charges			
DWR			
Energy-Winter	1,046 kWh x \$0.03952	\$41.34	
Mid peak	1,405 kWh x \$0.03952	\$55.53	
Off peak			
SCE			
Energy-Winter	10,364 kWh x \$0.05208	\$539.76	
Mid peak			

(Continued on next page)

(Continued on next page)

Service account 3-018-2022-56
Service address 14551 W AVENUE B
LANCASTER, CA 93534
Rotating outage Group A047

B-well

Compare the electricity you are using

For meter 3412M-007924 from Oct 3 '11 to Nov 3 '11
Total electricity you used this month in kWh

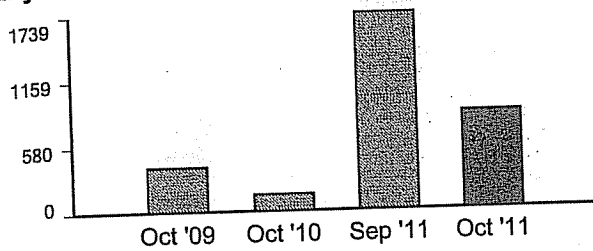
26,739

Your next meter read will be on or about Dec 6 '11.

Maximum demand is 106 kW

	Electricity (kWh)	Demand (kW)	
Winter Season			
Mid peak	11,410	106	(Oct 18 '11 14:30 to 14:45)
Off peak	15,329	105	(Oct 14 '11 21:15 to 21:30)
Total	26,739		

Your daily average electricity usage (kWh)



Your monthly usage may be higher than usual...
Based on your historical usage pattern, your monthly usage is trending higher than normal. As a result, you may notice an increase in your bill. If you would like information on tips and programs that can help you lower your energy usage and your bill, please visit www.sce.com/billhelper.

Usage comparison

	Oct '09	Oct '10	Nov '10	Dec '10	Jan '11	Feb '11	Mar '11	Apr '11	May '11	Jun '11	Jul '11	Aug '11	Sep '11	Oct '11
Total kWh used	13,132	4,873	8,151	9,913	0	1	25,338	48,192	68,114	48,806	46,175	50,956	57,390	26,739
Number of days	33	32	31	33	28	30	31	29	30	29	32	29	33	31
Appx. average kWh used/day	397	152	262	300	0	0	817	1,661	2,270	1,682	1,442	1,757	1,739	862

Details of your new charges

Your rate: TOU-PA-B
Billing period: Oct 3 '11 to Nov 3 '11 (31 days)

Delivery charges

Facilities rel demand 106 kW x \$7.87000
Energy-Winter
Mid peak 11,410 kWh x \$0.01222
Off peak 15,329 kWh x \$0.01222
DWR bond charge 26,739 kWh x \$0.00505
Customer charge

\$834.22

Your Delivery charges include:

- \$130.76 transmission charges
- \$870.62 distribution charges
- \$2.41 nuclear decommissioning charges
- \$246.80 public purpose programs charge
- \$27.81 new system generation charge

Generation charges

DWR
Energy-Winter
Mid peak 1,046 kWh x \$0.03952
Off peak 1,405 kWh x \$0.03952
SCE
Energy-Winter
Mid peak 10,364 kWh x \$0.05208

\$41.34

\$55.53

\$539.76

Your Generation charges include:

- \$57.49 competition transition charge
- \$22.26 franchise fees

(Continued on next page)

(Continued on next page)

Service account 3-018-2023-06
Service address 51320 150TH ST W
ROSAMOND, CA 93560
Rotating outage Group A047

Barn well

Compare the electricity you are using

For meter 345M-006350 from Oct 3 '11 to Nov 3 '11
Total electricity you used this month in kWh

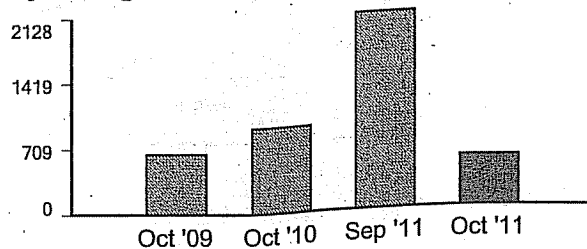
16,983

Your next meter read will be on or about Dec 6 '11.

	Electricity (kWh)	Demand (kW)	
Winter Season			
Mid peak	7,785	125	(Oct 19 '11 15:15 to 15:30)
Off peak	9,198	124	(Oct 15 '11 06:45 to 07:00)
Total	16,983		

Maximum demand is 125 kW

Your daily average electricity usage (kWh)



Usage comparison

	Oct '09	Oct '10	Nov '10	Dec '10	Jan '11	Feb '11	Mar '11	Apr '11	May '11	Jun '11	Jul '11	Aug '11	Sep '11	Oct '11
Total kWh used	21,781	30,071	12,434	28	1	1	23,992	51,065	70,999	72,589	91,248	82,558	70,231	16,983
Number of days	33	32	31	33	28	30	31	29	30	29	32	29	33	31
Appx. average kWh used/day	660	939	401	0	0	0	773	1,760	2,366	2,503	2,851	2,846	2,128	547

Details of your new charges

Your rate: TOU-PA-B
Billing period: Oct 3 '11 to Nov 3 '11 (31 days)

Delivery charges

Facilities rel demand 125 kW x \$7.87000
Energy-Winter
Mid peak 7,785 kWh x \$0.01222
Off peak 9,198 kWh x \$0.01222
DWR bond charge 16,983 kWh x \$0.00505
Customer charge

\$983.75

Your Delivery charges include:

- \$163.22 transmission charges
- \$971.88 distribution charges
- \$1.53 nuclear decommissioning charges
- \$156.75 public purpose programs charge
- \$17.67 new system generation charge

Generation charges

DWR
Energy-Winter
Mid peak 713 kWh x \$0.03952
Off peak 843 kWh x \$0.03952
SCE
Energy-Winter
Mid peak 7,072 kWh x \$0.05208
Off peak 8,355 kWh x \$0.02887

\$28.18

\$33.32

Your Generation charges include:

- \$36.51 competition transition charge

\$368.31

\$241.21

Your overall energy charges include:

- \$18.76 franchise fees

(Continued on next page)

(Continued on next page)

Service account 3-018-2031-52
 Service address 51251 140TH ST W - yard well
 ROSAMOND, CA 93560
 Rotating outage Group A047

Compare the electricity you are using

For meter 345M-006685 from Oct 3 '11 to Nov 3 '11
 Total electricity you used this month in kWh

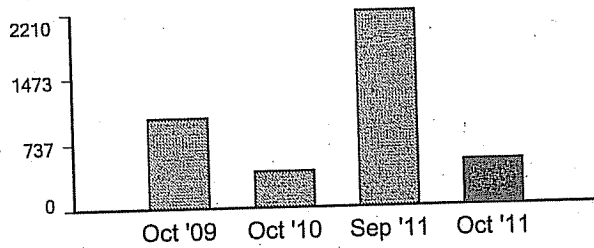
15,922

Your next meter read will be on or about Dec 6 '11.

Maximum demand is 128 kW

	Electricity (kWh)	Demand (kW)	
Winter Season			
Mid peak	8,338	128	(Nov 1 '11 10:15 to 10:30)
Off peak	7,584	123	(Oct 4 '11 00:15 to 00:30)
Total	15,922		

Your daily average electricity usage (kWh)



Usage comparison

	Oct '09	Oct '10	Nov '10	Dec '10	Jan '11	Feb '11	Mar '11	Apr '11	May '11	Jun '11	Jul '11	Aug '11	Sep '11	Oct '11
Total kWh used	33,791	13,289	4	15,458	0	5,368	36,227	55,604	55,960	53,122	89,568	69,245	72,924	15,922
Number of days	33	32	31	33	28	30	31	29	30	29	32	29	33	31
Appx. average kWh used/day	1,023	415	0	468	0	178	1,168	1,917	1,865	1,831	2,799	2,387	2,209	513

Details of your new charges

Your rate: TOU-PA-B
 Billing period: Oct 3 '11 to Nov 3 '11 (31 days)

Delivery charges

Facilities rel demand	128 kW x \$7.87000	\$1,007.36
Energy-Winter		
Mid peak	8,338 kWh x \$0.01222	\$101.89
Off peak	7,584 kWh x \$0.01222	\$92.68
DWR bond charge	15,922 kWh x \$0.00505	\$80.41
Customer charge		\$123.84

Your Delivery charges include:

- \$168.05 transmission charges
- \$988.95 distribution charges
- \$1.43 nuclear decommissioning charges
- \$146.96 public purpose programs charge
- \$16.56 new system generation charge

Generation charges

DWR		
Energy-Winter		
Mid peak	764 kWh x \$0.03952	\$30.19
Off peak	695 kWh x \$0.03952	\$27.47
SCE		
Energy-Winter		
Mid peak	7,574 kWh x \$0.05208	\$394.45
Off peak	6,889 kWh x \$0.02887	\$198.89

Your Generation charges include:

- \$34.23 competition transition charge

Your overall energy charges include:

- \$18.63 franchise fees

Additional information:

- DWR provided 9.165% of the energy you used this month
- Service voltage: 480 volts

Subtotal of your new charges		\$2,057.18
Los Angeles Co UUT	\$2,057.18 x 4.50000%	\$92.57
State tax	15,922 kWh x \$0.00029	\$4.62
Your new charges		\$2,154.37



P.O. Box 300
Rosemead, CA
91772-0001
www.sce.com

Your electricity bill

JOSE MARITORENA INCORPORATED / Page 1 of 8

For billing and service inquiries call 1-800-990-7788,
Mon - Fri 7 a.m. to 7 p.m. and Saturday 8 a.m. to 5 p.m.
For emergency services call 24 hrs a day, 7 days a week

Customer account 2-22-302-2054

300 PANAMA RD
BAKERSFIELD, CA 93307-6261

Date bill prepared: Dec 10 '11

2011

Your account summary

Amount of your last bill	\$6,905.23
Payment we received on Nov 28 '11 - thank you	-\$6,905.23
Balance forward	\$0.00
Your new charges	\$1,469.58
Total amount you owe by Dec 29 '11	\$1,469.58

Bio Bio

Summary of your billing detail

Service account	Service address	Billing period	Your rate	New charges
3-018-2022-56	14551 W AVENUE B LANCASTER, CA	Nov 3 '11 to Dec 5 '11	TOU-PA-B	\$147.31
3-018-2023-06	51320 150TH ST W ROSAMOND, CA	Nov 3 '11 to Dec 5 '11	TOU-PA-B	\$137.64
3-018-2023-67 To be billed at a later date	51249 140TH ST W ROSAMOND, CA		DOMESTIC	\$0.00
3-018-2031-52	51251 140TH ST W ROSAMOND, CA	Nov 3 '11 to Dec 5 '11	TOU-PA-B	\$1,184.63
				\$1,469.58

*Pd 12/20/11
9292*

Please return the payment stub below with your payment and make your check payable to Southern California Edison.
If you want to pay in person, call 1-800-747-8908 for locations, or you can pay online at www.sce.com.

14-574)

Tear here

Tear here

Energy-Winter				• \$130.00 distribution charges
Mid peak	9 kWh x \$0.01222	\$0.11		• \$0.23 public purpose programs charge
Off peak	16 kWh x \$0.01222	\$0.20		• \$0.03 new system generation charge
DWR bond charge	25 kWh x \$0.00505	\$0.13		
Customer charge		\$123.84		
Generation charges				Your Generation charges include:
DWR				• \$0.05 competition transition charge
Energy-Winter				Your overall energy charges include:
Mid peak	1 kWh x \$0.03952	\$0.04		• \$1.28 franchise fees
Off peak	2 kWh x \$0.03952	\$0.08		
SCE				Additional information:
Energy-Winter				• DWR provided 9.708% of the energy you used this month
Mid peak	8 kWh x \$0.05208	\$0.42		• Service voltage: 480 volts
Off peak	14 kWh x \$0.02887	\$0.40		

(Continued on next page)

Service account 3-018-2022-56
Service address 14551 W AVENUE B *ave. B*
LANCASTER, CA 93534
Rotating outage Group A047

Compare the electricity you are using

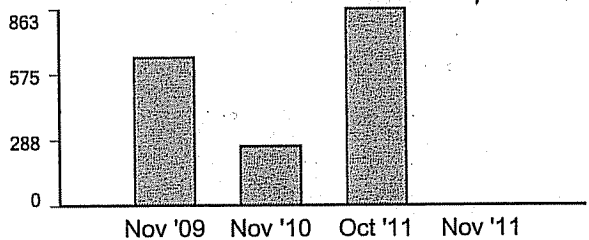
For meter 3412M-007924 from Nov 3 '11 to Dec 5 '11
Total electricity you used this month in kWh 25

Your next meter read will be on or about Jan 5 '12.

	Electricity (kWh)	Demand (kW)
Winter Season		
Mid peak	9	2 (Nov 23 '11 12:45 to 13:00)
Off peak	16	0
Total	25	

Maximum demand is 2 kW

Your daily average electricity usage (kWh)



Usage comparison

	Nov '09	Nov '10	Dec '10	Jan '11	Feb '11	Mar '11	Apr '11	May '11	Jun '11	Jul '11	Aug '11	Sep '11	Oct '11	Nov '11
Total kWh used	20,188	8,151	9,913	0	1	25,338	48,192	68,114	48,806	46,175	50,956	57,390	26,739	25
Number of days	31	31	33	28	30	31	29	30	29	32	29	33	31	32
Appx. average kWh used/day	651	262	300	0	0	817	1,661	2,270	1,682	1,442	1,757	1,739	862	0

Details of your new charges

Your rate: TOU-PA-B
Billing period: Nov 3 '11 to Dec 5 '11 (32 days)

Delivery charges

Facilities rel demand 2 kW x \$7.87000
Energy-Winter
Mid peak 9 kWh x \$0.01222
Off peak 16 kWh x \$0.01222
DWR bond charge 25 kWh x \$0.00505
Customer charge

Your Delivery charges include:
\$15.74 • \$2.76 transmission charges
\$0.11 • \$136.86 distribution charges
\$0.20 • \$0.23 public purpose programs charge
\$0.13 • \$0.03 new system generation charge
\$123.84

Generation charges

DWR
Energy-Winter
Mid peak 1 kWh x \$0.03952
Off peak 2 kWh x \$0.03952
SCE
Energy-Winter
Mid peak 8 kWh x \$0.05208
Off peak 14 kWh x \$0.02887

Your Generation charges include:
• \$0.05 competition transition charge

Your overall energy charges include:
• \$1.28 franchise fees

Additional information:

- DWR provided 9.708% of the energy you used this month
- Service voltage: 480 volts

(Continued on next page)

Service account 3-018-2031-52
 Service address 51251 140TH ST W *yard well*
 ROSAMOND, CA 93560
 Billing outage Group A047

Compare the electricity you are using

Your meter 345M-006685 from Nov 3 '11 to Dec 5 '11
 Total electricity you used this month in kWh

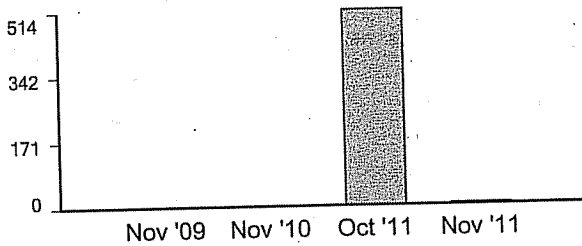
155

Your next meter read will be on or about Jan 5 '12.

Maximum demand is 127 kW

	Electricity (kWh)	Demand (kW)	
Winter Season			
Mid peak	141	127	(Nov 3 '11 10:30 to 10:45)
Off peak	14	1	(Nov 19 '11 15:30 to 15:45)
Total	155		

Your daily average electricity usage (kWh)



Your monthly usage may be higher than usual...
 Based on your historical usage pattern, your monthly usage is trending higher than normal. As a result, you may notice an increase in your bill. If you would like information on tips and programs that can help you lower your energy usage and your bill, please visit www.sce.com/billhelper.

Usage comparison

	Nov '09	Nov '10	Dec '10	Jan '11	Feb '11	Mar '11	Apr '11	May '11	Jun '11	Jul '11	Aug '11	Sep '11	Oct '11	Nov '11
Total kWh used	15	4	15,458	0	5,368	36,227	55,604	55,960	53,122	89,568	69,245	72,924	15,922	155
Number of days	31	31	33	28	30	31	29	30	29	32	29	33	31	32
ppx. average kWh used/day	0	0	468	0	178	1,168	1,917	1,865	1,831	2,799	2,387	2,209	513	4

Details of your new charges

Your rate: TOU-PA-B
 Billing period: Nov 3 '11 to Dec 5 '11 (32 days)

Delivery charges

Facilities rel demand	127 kW x \$7.87000	\$999.49
Energy-Winter		
Mid peak	141 kWh x \$0.01222	\$1.72
Off peak	14 kWh x \$0.01222	\$0.17
DWR bond charge	155 kWh x \$0.00505	\$0.78
Customer charge		\$123.84

Your Delivery charges include:

- \$176.43 transmission charges
- \$947.15 distribution charges
- \$0.01 nuclear decommissioning charges
- \$1.43 public purpose programs charge
- \$0.16 new system generation charge

Generation charges

DWR		
Energy-Winter		
Mid peak	14 kWh x \$0.03952	\$0.55
Off peak	1 kWh x \$0.03952	\$0.04
SCE		
Energy-Winter		
Mid peak	127 kWh x \$0.05208	\$6.61
Off peak	13 kWh x \$0.02887	\$0.38

Your Generation charges include:

- \$0.33 competition transition charge

Your overall energy charges include:

- \$10.27 franchise fees

Subtotal of your new charges		\$1,133.58
Los Angeles Co UUT	\$1,133.58 x 4.50000%	\$51.01
State tax	155 kWh x \$0.00029	\$0.04
Your new charges		\$1,184.63

Additional information:

- DWR provided 9.708% of the energy you used this month
- Service voltage: 480 volts

Service account 3-018-2023-06
Service address 51320 150TH ST W *Barn well*
ROSAMOND, CA 93560
Rotating outage Group A047

Compare the electricity you are using

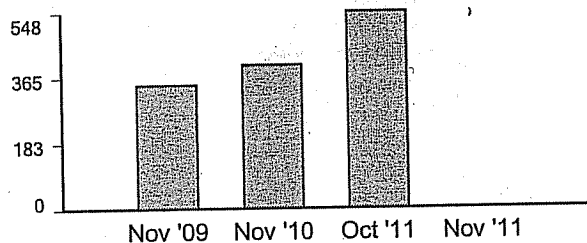
For meter 345M-006350 from Nov 3 '11 to Dec 5 '11
Total electricity you used this month in kWh

Your next meter read will be on or about Jan 5 '12.

	Electricity (kWh)	Demand (kW)
Winter Season		
Mid peak	0	1 (Nov 9 '11 10:30 to 10:45)
Off peak	0	0
Total	0	

Maximum demand is 1 kW

Your daily average electricity usage (kWh)



Usage comparison

	Nov '09	Nov '10	Dec '10	Jan '11	Feb '11	Mar '11	Apr '11	May '11	Jun '11	Jul '11	Aug '11	Sep '11	Oct '11	Nov '11
Total kWh used	10,727	12,434	28	1	1	23,992	51,065	70,999	72,589	91,248	82,558	70,231	16,983	0
Number of days	31	31	33	28	30	31	29	30	29	32	29	33	31	32
Appx. average kWh used/day	346	401	0	0	0	773	1,760	2,366	2,503	2,851	2,846	2,128	547	0

Details of your new charges

Your rate: TOU-PA-B
Billing period: Nov 3 '11 to Dec 5 '11 (32 days)

Delivery charges

Facilities rel demand 1 kW x \$7.87000
Customer charge

\$7.87
\$123.84

Your Delivery charges include:

- \$1.39 transmission charges
- \$130.32 distribution charges

Subtotal of your new charges

Los Angeles Co UUT \$131.71 x 4.50000%

\$131.71
\$5.93
\$137.64

Your overall energy charges include:

- \$1.19 franchise fees

Your new charges

Additional information:

- DWR provided 9.708% of the energy you used this month
- Service voltage: 480 volts



P.O. Box 300
 Rosemead, CA
 91772-0001
 www.sce.com

Your electricity bill

JOSE MARITORENA INCORPORATED / Page 1 of 12

For billing and service inquiries call 1-800-990-7788,
 Mon - Fri 7 a.m. to 7 p.m. and Saturday 8 a.m. to 5 p.m.
 For emergency services call 24 hrs a day, 7 days a week

Customer account 2-22-302-2054

300 PANAMA RD
 BAKERSFIELD, CA 93307-6261

2012

Date bill prepared: Jan 11 '12

Your account summary

Amount of your last bill	\$1,469.58
Payment we received on Dec 29 '11 - thank you	-\$1,469.58
Balance forward	\$0.00
Your new charges	\$2,145.78
Total amount you owe by Jan 30 '12	\$2,145.78

Bio Hro

Pd. 1-24-12 # 9343

Summary of your billing detail

Service account	Service address	Billing period	Your rate	New charges
3-018-2022-56	14551 W AVENUE B LANCASTER, CA	Dec 5 '11 to Jan 5 '12	TOU-PA-B	\$138.90
3-018-2023-06	51320 150TH ST W ROSAMOND, CA	Dec 5 '11 to Jan 5 '12	TOU-PA-B	\$137.63
3-018-2023-67	51249 140TH ST W ROSAMOND, CA	Nov 3 '11 to Dec 14 '11	DOMESTIC	\$2.53
3-018-2023-67	51249 140TH ST W ROSAMOND, CA	Dec 14 '11 to Jan 5 '12	DOMESTIC	\$1.36
3-018-2031-52	51251 140TH ST W ROSAMOND, CA	Dec 5 '11 to Jan 5 '12	TOU-PA-B	\$1,865.36
				\$2,145.78

Please return the payment stub below with your payment and make your check payable to Southern California Edison.
 If you want to pay in person, call 1-800-747-8908 for locations, or you can pay online at www.sce.com.

(14-574)

Tear here

Tear here

Service account 3-018-2022-56
 Service address 14551 W AVENUE B
 LANCASTER, CA 93534
 Rotating outage Group A047

B-well

Compare the electricity you are using

For meter 3412M-007924 from Dec 5 '11 to Jan 5 '12
 Total electricity you used this month in kWh

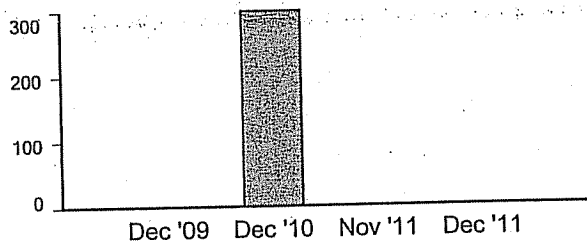
22

Your next meter read will be on or about Feb 3 '12.

	Electricity (kWh)	Demand (kW)
Winter Season		
Mid peak	9	1 (Dec 9 '11 10:30 to 10:45)
Off peak	13	0
Total	22	

Maximum demand is 1 kW

Your daily average electricity usage (kWh)



Usage comparison

	Dec '09	Dec '10	Jan '11	Feb '11	Mar '11	Apr '11	May '11	Jun '11	Jul '11	Aug '11	Sep '11	Oct '11	Nov '11	Dec '11
Total kWh used	26	9,913	0	1	25,338	48,192	68,114	48,806	46,175	50,956	57,390	26,739	25	22
Number of days	32	33	28	30	31	29	30	29	32	29	33	31	32	31
Appx. average kWh used/day	0	300	0	0	817	1,661	2,270	1,682	1,442	1,757	1,739	862	0	0

Details of your new charges

Your rate: TOU-PA-B
 Billing period: Dec 5 '11 to Jan 5 '12 (31 days)

Delivery charges

Facilities rel demand	1 kW x \$7.87000 x 27/31 days
Facilities rel demand	1 kW x \$7.80000 x 4/31 days
Energy-Winter	
Mid peak	8 kWh x \$0.01222
Off peak	11 kWh x \$0.01222
Mid peak	1 kWh x \$0.01203
Off peak	2 kWh x \$0.01203
DWR bond charge	19 kWh x \$0.00505
DWR bond charge	3 kWh x \$0.00513
Customer charge	

\$6.85	Your Delivery charges include:
\$1.01	• \$1.36 transmission charges
	• \$130.37 distribution charges
\$0.10	• \$0.21 public purpose programs charge
\$0.13	• \$0.02 new system generation charge
\$0.01	Your Generation charges include:
\$0.02	• \$0.05 competition transition charge
\$0.10	
\$0.02	Your overall energy charges include:
\$123.84	• \$1.20 franchise fees

Generation charges

DWR	
DWR energy credit	3 kWh x -\$0.00593
Energy-Winter	
Mid peak	1 kWh x \$0.03952
Off peak	1 kWh x \$0.03952
SCE	
Energy-Winter	
Mid peak	8 kWh x \$0.05208

-\$0.02	Additional information:
\$0.04	• DWR provided 9.288% of the energy you used this month
\$0.04	• Service voltage: 480 volts

(Continued on next page)

Service account 3-018-2031-52
Service address 51251 140TH ST W
ROSAMOND, CA 93560
Rotating outage Group A047

paid well

Compare the electricity you are using

For meter 345M-006685 from Dec 5 '11 to Jan 5 '12
Total electricity you used this month in kWh

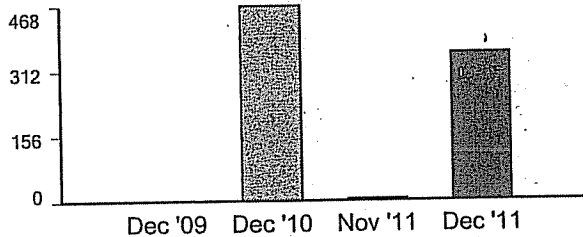
10,998

Your next meter read will be on or about Feb 3 '12.

	Electricity (kWh)	Demand (kW)	
Winter Season			
Mid peak	5,993	130	(Jan 4 '12 10:00 to 10:15)
Off peak	5,005	128	(Dec 17 '11 08:30 to 08:45)
Total	10,998		

Maximum demand is 130 kW

Your daily average electricity usage (kWh)



Usage comparison

	Dec '09	Dec '10	Jan '11	Feb '11	Mar '11	Apr '11	May '11	Jun '11	Jul '11	Aug '11	Sep '11	Oct '11	Nov '11	Dec '11
Total kWh used	15	15,458	0	5,368	36,227	55,604	55,960	53,122	89,568	69,245	72,924	15,922	155	10,998
Number of days	32	33	28	30	31	29	30	29	32	29	33	31	32	31
Appx. average kWh used/day	0	468	0	178	1,168	1,917	1,865	1,831	2,799	2,387	2,209	513	4	354

Details of your new charges

Your rate: TOU-PA-B

Billing period: Dec 5 '11 to Jan 5 '12 (31 days)

Delivery charges

Facilities rel demand	130 kW x \$7.87000 x 27/31 days	\$891.09
Facilities rel demand	130 kW x \$7.80000 x 4/31 days	\$130.84
Energy-Winter		
Mid peak	5,220 kWh x \$0.01222	\$63.79
Off peak	4,359 kWh x \$0.01222	\$53.27
Mid peak	773 kWh x \$0.01203	\$9.30
Off peak	646 kWh x \$0.01203	\$7.77
DWR bond charge	9,579 kWh x \$0.00505	\$48.37
DWR bond charge	1,419 kWh x \$0.00513	\$7.28
Customer charge		\$123.84

Your Delivery charges include:

- \$172.05 transmission charges
- \$990.87 distribution charges
- \$0.99 nuclear decommissioning charges
- \$101.89 public purpose programs charge
- \$11.44 new system generation charge

Your Generation charges include:

- \$23.65 competition transition charge

Generation charges

DWR		
DWR energy credit	1,419 kWh x -\$0.00593	-\$8.41
Energy-Winter		
Mid peak	485 kWh x \$0.03952	\$19.17

- ### Your overall energy charges include:
- \$16.14 franchise fees

(Continued on next page)

(Continued on next page)



SOUTHERN CALIFORNIA
EDISON[®]

An EDISON INTERNATIONAL[®] Company

P.O. Box 300
Rosemead, CA
91772-0001
www.sce.com

Your electricity bill

JOSE MARITORENA INCORPORATED / Page 1 of 10

For billing and service inquiries call 1-800-990-7788,
Mon - Fri 7 a.m. to 7 p.m. and Saturday 8 a.m. to 5 p.m.
For emergency services call 24 hrs a day, 7 days a week

Customer account 2-22-302-2054

300 PANAMA RD
BAKERSFIELD, CA 93307-6261

Date bill prepared: Feb 9 '12

Your account summary

Amount of your last bill	\$2,145.78
Payment we received on Jan 27 '12 -thank you	-\$2,145.78
Balance forward	\$0.00
Your new charges	\$3,969.15
Total amount you owe by Feb 28 '12	\$3,969.15

Div No
Pd 2-14-12 # 9379

Summary of your billing detail

Service account	Service address	Billing period	Your rate	New charges
3-018-2022-56	14551 W AVENUE B LANCASTER, CA	Jan 5 '12 to Feb 2 '12	TOU-PA-B	\$1,391.50
3-018-2023-06	51320 150TH ST W ROSAMOND, CA	Jan 5 '12 to Feb 2 '12	TOU-PA-B	\$156.63
3-018-2023-67 To be billed at a later date	51249 140TH ST W ROSAMOND, CA		DOMESTIC	\$0.00
3-018-2031-52	51251 140TH ST W ROSAMOND, CA	Jan 5 '12 to Feb 2 '12	TOU-PA-B	\$2,421.02
				\$3,969.15

Things you should know

Visit SCE at the World Ag Expo...

Find out about energy saving tips, rebates and programs by visiting SCE at the World Ag Expo, Feb. 14-16 in Tulare, CA. Customers who bring a recent copy of their bill to the SCE booth #1J25 will receive a free gift, while supplies last.

Please return the payment stub below with your payment and make your check payable to Southern California Edison.
If you want to pay in person, call 1-800-747-8908 for locations, or you can pay online at www.sce.com.

(14-574)

Tear here

Tear here

Energy-Winter				
Mid peak	2,609 kWh x \$0.01203	\$31.39		
Off peak	4,939 kWh x \$0.01203	\$59.42		
DWR bond charge	7,548 kWh x \$0.00513	\$38.72		
Customer charge		\$123.84		
Generation charges				
DWR				
DWR energy credit	7,548 kWh x -\$0.00593	-\$44.76		
SCE				
Energy-Winter				
Mid peak	2,609 kWh x \$0.05208	\$135.88		
Off peak	4,939 kWh x \$0.02887	\$142.59		
Subtotal of your new charges		\$1,329.48		

- \$0.68 nuclear decommissioning charges
- \$71.71 public purpose programs charge
- \$7.85 new system generation charge
- Your Generation charges include:**
- \$16.23 competition transition charge
- Your overall energy charges include:**
- \$12.04 franchise fees
- Additional information:**
- Service voltage: 480 volts

(Continued on next page)

Service account 3-018-2022-56
Service address 14551 W AVENUE B
LANCASTER, CA 93534
Rotating outage Group A047

B-well

Compare the electricity you are using

For meter 3412M-007924 from Jan 5 '12 to Feb 2 '12

Total electricity you used this month in kWh

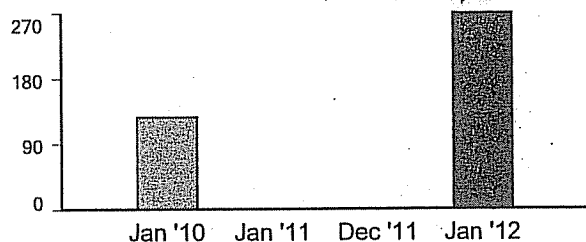
7,548

Your next meter read will be on or about Mar 6 '12.

	Electricity (kWh)	Demand (kW)	
Winter Season			
Mid peak	2,609	107	(Jan 30 '12 12:15 to 12:30)
Off peak	4,939	108	(Jan 14 '12 10:45 to 11:00)
Total	7,548		

Maximum demand is 108 kW

Your daily average electricity usage (kWh)



Usage comparison

	Jan '10	Jan '11	Feb '11	Mar '11	Apr '11	May '11	Jun '11	Jul '11	Aug '11	Sep '11	Oct '11	Nov '11	Dec '11	Jan '12
Total kWh used	3,679	0	1	25,338	48,192	68,114	48,806	46,175	50,956	57,390	26,739	25	22	7,548
Number of days	29	28	30	31	29	30	29	32	29	33	31	32	31	28
Appx. average kWh used/day	126	0	0	817	1,661	2,270	1,682	1,442	1,757	1,739	862	0	0	269

Details of your new charges

Your rate: TOU-PA-B

Billing period: Jan 5 '12 to Feb 2 '12 (28 days)

Delivery charges

Facilities rel demand 108 kW x \$7.80000
Energy-Winter
Mid peak 2,609 kWh x \$0.01203
Off peak 4,939 kWh x \$0.01203
DWR bond charge 7,548 kWh x \$0.00513
Customer charge

\$842.40

Your Delivery charges include:

- \$134.41 transmission charges
- \$840.58 distribution charges
- \$0.68 nuclear decommissioning charges
- \$71.71 public purpose programs charge
- \$7.85 new system generation charge

Generation charges

DWR
DWR energy credit 7,548 kWh x -\$0.00593
SCE
Energy-Winter
Mid peak 2,609 kWh x \$0.05208
Off peak 4,939 kWh x \$0.02887

-\$44.76

Your Generation charges include:

- \$16.23 competition transition charge

Your overall energy charges include:

- \$12.04 franchise fees

Subtotal of your new charges

\$1,329.48

Additional information:

- Service voltage: 480 volts

(Continued on next page)

Service account 3-018-2031-52
Service address 51251 140TH ST W *yard well*
ROSAMOND, CA 93560
Rotating outage Group A047

Compare the electricity you are using

For meter 345M-006685 from Jan 5 '12 to Feb 2 '12
Total electricity you used this month in kWh

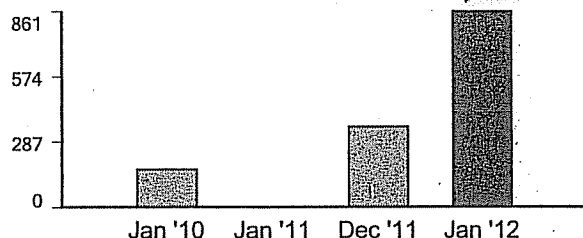
24,106

Your next meter read will be on or about Mar 6 '12.

	Electricity (kWh)	Demand (kW)	
Winter Season			
Mid peak	9,530	128	(Jan 12 '12 10:30 to 10:45)
Off peak	14,576	128	(Jan 8 '12 09:00 to 09:15)
Total	24,106		

Maximum demand is 128 kW

Your daily average electricity usage (kWh)



Usage comparison

	Jan '10	Jan '11	Feb '11	Mar '11	Apr '11	May '11	Jun '11	Jul '11	Aug '11	Sep '11	Oct '11	Nov '11	Dec '11	Jan '12
Total kWh used	4,804	0	5,368	36,227	55,604	55,960	53,122	89,568	69,245	72,924	15,922	155	10,998	24,106
Number of days	29	28	30	31	29	30	29	32	29	33	31	32	31	28
Appx. average kWh used/day	165	0	178	1,168	1,917	1,865	1,831	2,799	2,387	2,209	513	4	354	860

Details of your new charges

Your rate: TOU-PA-B

Billing period: Jan 5 '12 to Feb 2 '12 (28 days)

Delivery charges

Facilities rel demand	128 kW x \$7.80000	\$998.40
Energy-Winter		
Mid peak	9,530 kWh x \$0.01203	\$114.65
Off peak	14,576 kWh x \$0.01203	\$175.35
DWR bond charge	24,106 kWh x \$0.00513	\$123.66
Customer charge		\$123.84

Your Delivery charges include:

- \$142.92 transmission charges
- \$1,007.28 distribution charges
- \$2.17 nuclear decommissioning charges
- \$229.01 public purpose programs charge
- \$25.07 new system generation charge

Generation charges

DWR		
DWR energy credit	24,106 kWh x -\$0.00593	-\$142.95
SCE		
Energy-Winter		
Mid peak	9,530 kWh x \$0.05208	\$496.32
Off peak	14,576 kWh x \$0.02887	\$420.81

Your Generation charges include:

- \$51.83 competition transition charge

Subtotal of your new charges

\$2,310.08

Your overall energy charges include:

- \$20.92 franchise fees

(Continued on next page)

Additional information:

- Service voltage: 480 volts



SOUTHERN CALIFORNIA
EDISON[®]

An EDISON INTERNATIONAL[®] Company

P.O. Box 300
Rosemead, CA
91772-0001
www.sce.com

Your electricity bill

JOSE MARITORENA INCORPORATED / Page 1 of 12

For billing and service inquiries call 1-800-990-7788,
Mon - Fri 7 a.m. to 7 p.m. and Saturday 8 a.m. to 5 p.m.
For emergency services call 24 hrs a day, 7 days a week

Customer account 2-22-302-2054

300 PANAMA RD
BAKERSFIELD, CA 93307-6261

Date bill prepared: Mar 10 '12

Your account summary

Amount of your last bill	\$3,969.15
Payment we received on Feb 21 '12 - thank you	-\$3,969.15
Balance forward	\$0.00
Your new charges	\$5,910.03
Total amount you owe by Mar 29 '12	\$5,910.03

Big Bro

Summary of your billing detail

Service account	Service address	Billing period	Your rate	New charges
3-018-2022-56	14551 W AVENUE B LANCASTER, CA	Feb 2 '12 to Mar 5 '12	TOU-PA-B	\$2,554.16
3-018-2023-06	51320 150TH ST W ROSAMOND, CA	Feb 2 '12 to Mar 6 '12	TOU-PA-B	\$295.85
3-018-2023-67	51249 140TH ST W ROSAMOND, CA	Jan 5 '12 to Feb 2 '12	DOMESTIC	\$1.72
3-018-2023-67	51249 140TH ST W ROSAMOND, CA	Feb 2 '12 to Mar 5 '12	DOMESTIC	\$1.98
3-018-2031-52	51251 140TH ST W ROSAMOND, CA	Feb 2 '12 to Mar 5 '12	TOU-PA-B	\$3,056.32
				\$5,910.03

*Pd 3/20/12
#9451*

Please return the payment stub below with your payment and make your check payable to Southern California Edison.
If you want to pay in person, call 1-800-747-8908 for locations; or you can pay online at www.sce.com.

(14-574) Tear here

Tear here

Energy-Winter

Mid peak	10,312 kWh x \$0.01203	\$124.05
Off peak	20,170 kWh x \$0.01203	\$242.65
DWR bond charge	30,482 kWh x \$0.00513	\$156.37
Customer charge		\$123.84

Generation charges

DWR		
DWR energy credit	30,482 kWh x -\$0.00593	-\$180.76
SCE		
Energy-Winter		
Mid peak	10,312 kWh x \$0.05208	\$537.05
Off peak	20,170 kWh x \$0.02887	\$582.31

- \$110.96 transmission charges
- \$898.44 distribution charges
- \$2.74 nuclear decommissioning charges
- \$289.58 public purpose programs charge
- \$31.70 new system generation charge

Your Generation charges include:
• \$65.54 competition transition charge

Your overall energy charges include:
• \$22.06 franchise fees

(Continued on next page)

(Continued on next page)

Service account 3-018-2022-56
Service address 14551 W AVENUE B
LANCASTER, CA 93534
Rotating outage Group A047

B. well

Compare the electricity you are using

For meter 3412M-007924 from Feb 2 '12 to Mar 5 '12
Total electricity you used this month in kWh

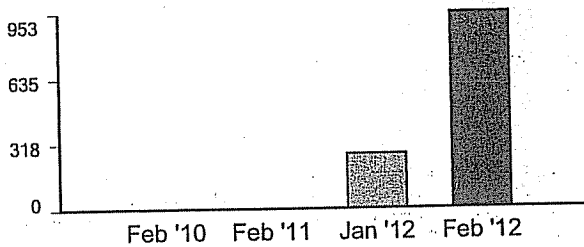
30,482

Your next meter read will be on or about Apr 4 '12.

	Electricity (kWh)	Demand (kW)	
Winter Season			
Mid peak	10,312	109	(Feb 15 '12 12:30 to 12:45)
Off peak	20,170	107	(Feb 21 '12 07:00 to 07:15)
Total	30,482		

Maximum demand is 109 kW

Your daily average electricity usage (kWh)



Your monthly usage may be higher than usual...
Based on your historical usage pattern, your monthly usage is trending higher than normal. As a result, you may notice an increase in your bill. If you would like information on tips and programs that can help you lower your energy usage and your bill, please visit www.sce.com/billhelper.

Usage comparison

	Feb '10	Feb '11	Mar '11	Apr '11	May '11	Jun '11	Jul '11	Aug '11	Sep '11	Oct '11	Nov '11	Dec '11	Jan '12	Feb '12
Total kWh used	1	1	25,338	48,192	68,114	48,806	46,175	50,956	57,390	26,739	25	22	7,548	30,482
Number of days	33	30	31	29	30	29	32	29	33	31	32	31	28	32
Appx. average kWh used/day	0	0	817	1,661	2,270	1,682	1,442	1,757	1,739	862	0	0	269	952

Details of your new charges

Your rate: TOU-PA-B
Billing period: Feb 2 '12 to Mar 5 '12 (32 days)

Delivery charges

Facilities rel demand 109 kW x \$7.80000
Energy-Winter
Mid peak 10,312 kWh x \$0.01203
Off peak 20,170 kWh x \$0.01203
DWR bond charge 30,482 kWh x \$0.00513
Customer charge

\$850.20
\$124.05
\$242.65
\$156.37
\$123.84

Your Delivery charges include:

- \$110.96 transmission charges
- \$898.44 distribution charges
- \$2.74 nuclear decommissioning charges
- \$289.58 public purpose programs charge
- \$31.70 new system generation charge

Generation charges

DWR
DWR energy credit 30,482 kWh x -\$0.00593
SCE
Energy-Winter
Mid peak 10,312 kWh x \$0.05208
Off peak 20,170 kWh x \$0.02887

-\$180.76
\$537.05
\$582.31

Your Generation charges include:

- \$65.54 competition transition charge

Your overall energy charges include:

- \$22.06 franchise fees

(Continued on next page)

(Continued on next page)

Service account 3-018-2031-52
Service address 51251 140TH ST W
ROSAMOND, CA 93560
Rotating outage Group A047

found well

Compare the electricity you are using

For meter 345M-006685 from Feb 2 '12 to Mar 5 '12
Total electricity you used this month in kWh

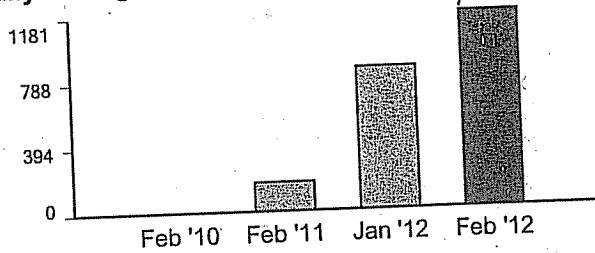
37,805

Your next meter read will be on or about Apr 4 '12.

Maximum demand is 129 kW

	Electricity (kWh)	Demand (kW)
Winter Season		
Mid peak	11,555	129 (Feb 3 '12 08:45 to 09:00)
Off peak	26,250	126 (Feb 3 '12 21:00 to 21:15)
Total	37,805	

Your daily average electricity usage (kWh)



Your monthly usage may be higher than usual...
Based on your historical usage pattern, your monthly usage is trending higher than normal. As a result, you may notice an increase in your bill. If you would like information on tips and programs that can help you lower your energy usage and your bill, please visit www.sce.com/billhelper.

Usage comparison

	Feb '10	Feb '11	Mar '11	Apr '11	May '11	Jun '11	Jul '11	Aug '11	Sep '11	Oct '11	Nov '11	Dec '11	Jan '12	Feb '12
Total kWh used	85	5,368	36,227	55,604	55,960	53,122	89,568	69,245	72,924	15,922	155	10,998	24,106	37,805
Number of days	33	30	31	29	30	29	32	29	33	31	32	31	28	32
Appx. average kWh used/day	2	178	1,168	1,917	1,865	1,831	2,799	2,387	2,209	513	4	354	860	1,181

Details of your new charges

Your rate: TOU-PA-B
Billing period: Feb 2 '12 to Mar 5 '12 (32 days)

Delivery charges

Facilities rel demand 129 kW x \$7.80000
Energy-Winter 11,555 kWh x \$0.01203
Mid peak 26,250 kWh x \$0.01203
Off peak 37,805 kWh x \$0.00513
DWR bond charge
Customer charge

\$1,006.20

Your Delivery charges include:

- \$129.45 transmission charges
- \$1,044.44 distribution charges
- \$3.40 nuclear decommissioning charges
- \$359.15 public purpose programs charge
- \$39.32 new system generation charge

Generation charges

DWR 37,805 kWh x -\$0.00593
DWR energy credit
SCE
Energy-Winter 11,555 kWh x \$0.05208
Mid peak 26,250 kWh x \$0.02887
Off peak

-\$224.18

Your Generation charges include:

- \$81.28 competition transition charge

Your overall energy charges include:
• \$26.39 franchise fees

\$601.78
\$757.84

(Continued on next page)

(Continued on next page)



P.O. Box 300
Rosemead, CA
91772-0001
www.sce.com

Your electricity bill

JOSE MARITORENA INCORPORATED / Page 1 of 10

For billing and service inquiries call 1-800-990-7788,
Mon - Fri 7 a.m. to 7 p.m. and Saturday 8 a.m. to 5 p.m.
For emergency services call 24 hrs a day, 7 days a week

Customer account 2-22-302-2054

300 PANAMA RD
BAKERSFIELD, CA 93307-6261

Date bill prepared: Apr 10 '12

Your account summary

Amount of your last bill	\$5,910.03
Payment we received on Mar 26 '12 - thank you	-\$5,910.03
Balance forward	\$0.00
Your new charges	\$8,129.99
Total amount you owe by Apr 30 '12	\$8,129.99

Bio Gro
pd 4-20-12 #9501

Summary of your billing detail

Service account	Service address	Billing period	Your rate	New charges
3-018-2022-56	14551 W AVENUE B LANCASTER, CA	Mar 5 '12 to Apr 4 '12	TOU-PA-B	\$1,900.82
3-018-2023-06	51320 150TH ST W ROSAMOND, CA	Mar 6 '12 to Apr 4 '12	TOU-PA-B	\$2,846.95
3-018-2023-67	51249 140TH ST W ROSAMOND, CA		DOMESTIC	\$0.00
To be billed at a later date				
3-018-2031-52	51251 140TH ST W ROSAMOND, CA	Mar 5 '12 to Apr 4 '12	TOU-PA-B	\$3,382.22
				\$8,129.99

Things you should know

ELECTRIC VEHICLE (EV) BASICS FOR YOUR BUSINESS SEMINAR...

Learn more about installing EV charging stations by attending this free SCE seminar on April 25 from 10 a.m. to noon at SCE's Energy Education Center in Irwindale (also available via webinar). Space is limited for the in-person session. To register, e-mail EEC-IRRegistration@sce.com or call 1-800-336-2822.

Please return the payment stub below with your payment and make your check payable to Southern California Edison.
If you want to pay in person, call 1-800-747-8908 for locations, or you can pay online at www.sce.com.

(14-574) Tear here

Tear here

Energy-Winter		
Mid peak	6,210 kWh x \$0.01203	\$74.71
Off peak	11,339 kWh x \$0.01203	\$136.41
DWR bond charge	17,549 kWh x \$0.00513	\$90.03
Customer charge		\$123.84
Generation charges		
DWR		
DWR energy credit	17,549 kWh x -\$0.00593	-\$104.07
SCE		
Energy-Winter		
Mid peak	6,210 kWh x \$0.05208	\$323.42
Off peak	11,339 kWh x \$0.02887	\$327.36
Subtotal of your new charges		\$1,814.10

- \$862.99 distribution charges
- \$1.58 nuclear decommissioning charges
- \$166.72 public purpose programs charge
- \$18.25 new system generation charge
- Your Generation charges include:**
- \$37.73 competition transition charge
- Your overall energy charges include:**
- \$16.43 franchise fees
- Additional information:**
- Service voltage: 480 volts

(Continued on next page)

Service account 3-018-2022-56
Service address 14551 W AVENUE B
 LANCASTER, CA 93534
Rotating outage Group A047

B-well

Compare the electricity you are using

For meter 3412M-007924 from Mar 5 '12 to Apr 4 '12
Total electricity you used this month in kWh

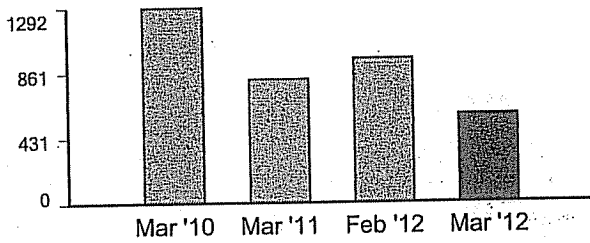
17,549

Your next meter read will be on or about May 3 '12.

	Electricity (kWh)	Demand (kW)	
Winter Season			
Mid peak	6,210	108	(Apr 3 '12 18:00 to 18:15)
Off peak	11,339	108	(Apr 1 '12 17:15 to 17:30)
Total	17,549		

Maximum demand is 108 kW

Your daily average electricity usage (kWh)



Usage comparison

	Mar '10	Mar '11	Apr '11	May '11	Jun '11	Jul '11	Aug '11	Sep '11	Oct '11	Nov '11	Dec '11	Jan '12	Feb '12	Mar '12
Total kWh used	36,176	25,338	48,192	68,114	48,806	46,175	50,956	57,390	26,739	25	22	7,548	30,482	17,549
Number of days	28	31	29	30	29	32	29	33	31	32	31	28	32	30
Appx. average kWh used/day	1,292	817	1,661	2,270	1,682	1,442	1,757	1,739	862	0	0	269	952	584

Details of your new charges

Your rate: TOU-PA-B
 Billing period: Mar 5 '12 to Apr 4 '12 (30 days)

Delivery charges

Facilities rel demand	108 kW x \$7.80000	\$842.40
Energy-Winter		
Mid peak	6,210 kWh x \$0.01203	\$74.71
Off peak	11,339 kWh x \$0.01203	\$136.41
DWR bond charge	17,549 kWh x \$0.00513	\$90.03
Customer charge		\$123.84

Your Delivery charges include:

- \$123.60 transmission charges
- \$862.99 distribution charges
- \$1.58 nuclear decommissioning charges
- \$166.72 public purpose programs charge
- \$18.25 new system generation charge

Generation charges

DWR		
DWR energy credit	17,549 kWh x -\$0.00593	-\$104.07
SCE		
Energy-Winter		
Mid peak	6,210 kWh x \$0.05208	\$323.42
Off peak	11,339 kWh x \$0.02887	\$327.36

Your Generation charges include:

- \$37.73 competition transition charge
- \$16.43 franchise fees

Subtotal of your new charges

\$1,814.10

Additional information:

- Service voltage: 480 volts

(Continued on next page)

Service account 3-018-2023-06
 Service address 51320 150TH ST W *Barnwell*
 ROSAMOND, CA 93560
 Rotating outage Group A047

Compare the electricity you are using

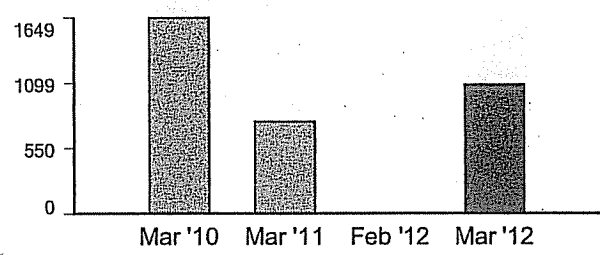
For meter 345M-006350 from Mar 6 '12 to Apr 4 '12
Total electricity you used this month in kWh 31,619

Your next meter read will be on or about May 3 '12.

	Electricity (kWh)	Demand (kW)	
Winter Season			
Mid peak	12,340	133	(Mar 7 '12 14:30 to 14:45)
Off peak	19,279	128	(Mar 31 '12 08:45 to 09:00)
Total	31,619		

Maximum demand is 133 kW

Your daily average electricity usage (kWh)



Your monthly usage may be higher than usual...
 Based on your historical usage pattern, your monthly usage is trending higher than normal. As a result, you may notice an increase in your bill. If you would like information on tips and programs that can help you lower your energy usage and your bill, please visit www.sce.com/billhelper.

Usage comparison

	Mar '10	Mar '11	Apr '11	May '11	Jun '11	Jul '11	Aug '11	Sep '11	Oct '11	Nov '11	Dec '11	Jan '12	Feb '12	Mar '12
Total kWh used	47,825	23,992	51,065	70,999	72,589	91,248	82,558	70,231	16,983	0	0	49	72	31,619
Number of days	29	31	29	30	29	32	29	33	31	32	31	28	33	29
Appx. average kWh used/day	1,649	773	1,760	2,366	2,503	2,851	2,846	2,128	547	0	0	1	2	1,090

Details of your new charges

Your rate: TOU-PA-B
 Billing period: Mar 6 '12 to Apr 4 '12 (29 days)

Delivery charges		
Facilities rel demand	133 kW x \$7.80000	\$1,037.40
Energy-Winter		
Mid peak	12,340 kWh x \$0.01203	\$148.45
Off peak	19,279 kWh x \$0.01203	\$231.93
DWR bond charge	31,619 kWh x \$0.00513	\$162.21
Customer charge		\$123.84
Generation charges		
DWR		
DWR energy credit	31,619 kWh x -\$0.00593	-\$187.50
SCE		
Energy-Winter		
Mid peak	12,340 kWh x \$0.05208	\$642.67
Off peak	19,279 kWh x \$0.02887	\$556.58

- Your Delivery charges include:**
- \$141.40 transmission charges
 - \$1,056.50 distribution charges
 - \$2.85 nuclear decommissioning charges
 - \$300.38 public purpose programs charge
 - \$32.88 new system generation charge
- Your Generation charges include:**
- \$67.98 competition transition charge
- Your overall energy charges include:**
- \$24.59 franchise fees

(Continued on next page)

(Continued on next page)

Service account 3-018-2031-52
Service address 51251 140TH ST W *upland*
 ROSAMOND, CA 93560
Rotating outage Group A047

Compare the electricity you are using

For meter 345M-006685 from Mar 5 '12 to Apr 4 '12
Total electricity you used this month in kWh

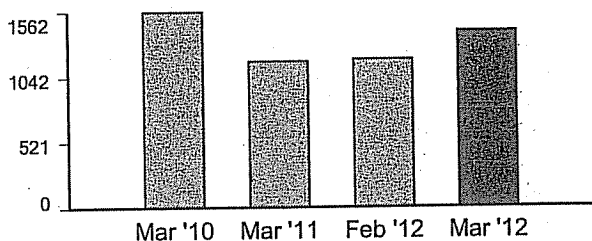
42,154

Your next meter read will be on or about May 3 '12.

Maximum demand is 131 kW

	Electricity (kWh)	Demand (kW)	
Winter Season			
Mid peak	16,754	128	(Mar 20 '12 08:30 to 08:45)
Off peak	25,400	131	(Apr 1 '12 17:30 to 17:45)
Total	42,154		

Your daily average electricity usage (kWh)



Usage comparison

	Mar '10	Mar '11	Apr '11	May '11	Jun '11	Jul '11	Aug '11	Sep '11	Oct '11	Nov '11	Dec '11	Jan '12	Feb '12	Mar '12
Total kWh used	43,745	36,227	55,604	55,960	53,122	89,568	69,245	72,924	15,922	155	10,998	24,106	37,805	42,154
Number of days	28	31	29	30	29	32	29	33	31	32	31	28	32	30
Appx. average kWh used/day	1,562	1,168	1,917	1,865	1,831	2,799	2,387	2,209	513	4	354	860	1,181	1,405

Details of your new charges

Your rate: TOU-PA-B
 Billing period: Mar 5 '12 to Apr 4 '12 (30 days)

Delivery charges

Facilities rel demand	131 kW x \$7.80000	\$1,021.80
Energy-Winter		
Mid peak	16,754 kWh x \$0.01203	\$201.55
Off peak	25,400 kWh x \$0.01203	\$305.56
DWR bond charge	42,154 kWh x \$0.00513	\$216.25
Customer charge		\$123.84

Your Delivery charges include:

- \$127.39 transmission charges
- \$1,067.15 distribution charges
- \$3.79 nuclear decommissioning charges
- \$400.46 public purpose programs charge
- \$43.84 new system generation charge

Generation charges

DWR		
DWR energy credit	42,154 kWh x -\$0.00593	-\$249.97
SCE		
Energy-Winter		
Mid peak	16,754 kWh x \$0.05208	\$872.55
Off peak	25,400 kWh x \$0.02887	\$733.30

Your Generation charges include:

- \$90.63 competition transition charge

Subtotal of your new charges

\$3,224.88

Your overall energy charges include:

- \$29.20 franchise fees

Additional information:

- Service voltage: 480 volts

(Continued on next page)



P.O. Box 300
 Rosemead, CA
 91772-0001
 www.sce.com

Your electricity bill

JOSE MARITORENA INCORPORATED / Page 1 of 12

For billing and service inquiries call 1-800-990-7788,
 Mon - Fri 7 a.m. to 7 p.m. and Saturday 8 a.m. to 5 p.m.
 For emergency services call 24 hrs a day, 7 days a week

Customer account 2-22-302-2054

300 PANAMA RD
 BAKERSFIELD, CA 93307-6261

Date bill prepared: May 9 '12

Your account summary

Amount of your last bill	\$8,129.99
Payment we received on Apr 26 '12 - thank you	-\$8,129.99
Balance forward	\$0.00
Your new charges	\$7,640.76
Total amount you owe by May 29 '12	\$7,640.76

Die How

Summary of your billing detail

Service account	Service address	Billing period	Your rate	New charges
3-018-2022-56	14551 W AVENUE B LANCASTER, CA		TOU-PA-B	\$0.00
To be billed at a later date				
3-018-2023-06	51320 150TH ST W ROSAMOND, CA	Apr 4 '12 to May 2 '12	TOU-PA-B	\$3,923.77
3-018-2023-67	51249 140TH ST W ROSAMOND, CA	Mar 5 '12 to Apr 4 '12	DOMESTIC	\$1.85
3-018-2023-67	51249 140TH ST W ROSAMOND, CA	Apr 4 '12 to May 2 '12	DOMESTIC	\$1.72
3-018-2031-52	51251 140TH ST W ROSAMOND, CA	Apr 4 '12 to May 2 '12	TOU-PA-B	\$3,713.42
				\$7,640.76

*PD 5/14/12
 # 9559*

Please return the payment stub below with your payment and make your check payable to Southern California Edison.
 If you want to pay in person, call 1-800-747-8908 for locations, or you can pay online at www.sce.com.

(14-574)

Tear here

Tear here

Service account 3-018-2023-06
 Service address 51320 150TH ST W
 ROSAMOND, CA 93560
 Rotating outage Group A047

Barnwell

Compare the electricity you are using

For meter 345M-006350 from Apr 4 '12 to May 2 '12
 Total electricity you used this month in kWh

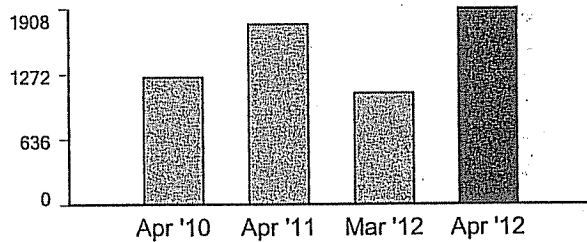
53,434

Your next meter read will be on or about Jun 4, '12.

	Electricity (kWh)	Demand (kW)	
Winter Season			
Mid peak	20,130	129	(Apr 30 '12 08:15 to 08:30)
Off peak	33,304	129	(Apr 20 '12 07:15 to 07:30)
Total	53,434		

Maximum demand is 129 kW

Your daily average electricity usage (kWh)



Usage comparison

	Apr '10	Apr '11	May '11	Jun '11	Jul '11	Aug '11	Sep '11	Oct '11	Nov '11	Dec '11	Jan '12	Feb '12	Mar '12	Apr '12
Total kWh used	36,157	51,065	70,999	72,589	91,248	82,558	70,231	16,983	0	0	49	72	31,619	53,434
Number of days	29	29	30	29	32	29	33	31	32	31	28	33	29	28
Appx. average kWh used/day	1,246	1,760	2,366	2,503	2,851	2,846	2,128	547	0	0	1	2	1,090	1,908

Details of your new charges

Your rate: TOU-PA-B

Billing period: Apr 4 '12 to May 2 '12 (28 days)

Delivery charges

Facilities rel demand	129 kW x \$7.80000	\$1,006.20
Energy-Winter		
Mid peak	20,130 kWh x \$0.01203	\$242.16
Off peak	33,304 kWh x \$0.01203	\$400.65
DWR bond charge	53,434 kWh x \$0.00513	\$274.12
Customer charge		\$123.84

Your Delivery charges include:

- \$112.58 transmission charges
- \$1,079.45 distribution charges
- \$4.81 nuclear decommissioning charges
- \$507.62 public purpose programs charge
- \$55.58 new system generation charge

Generation charges

DWR		
DWR energy credit	53,434 kWh x -\$0.00593	-\$316.86
SCE		
Energy-Winter		
Mid peak	20,130 kWh x \$0.05208	\$1,048.37
Off peak	33,304 kWh x \$0.02887	\$961.49

- ### Your Generation charges include:
- \$114.88 competition transition charge

Subtotal of your new charges		\$3,739.97
Los Angeles Co UUT	\$3,739.97 x 4.50000%	\$168.30
State tax	53,434 kWh x \$0.00029	\$15.50
Your new charges		\$3,923.77

- ### Your overall energy charges include:
- \$33.87 franchise fees

Additional information:

- Service voltage: 480 volts

Service account 3-018-2031-52
Service address 51251 140TH ST W
ROSAMOND, CA 93560
Rotating outage Group A047

yard well

Compare the electricity you are using

For meter 345M-006685 from Apr 4 '12 to May 2 '12
Total electricity you used this month in kWh

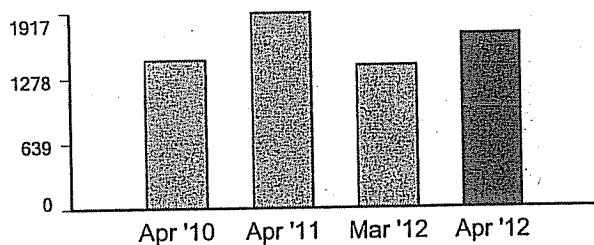
47,863

Your next meter read will be on or about Jun 4 '12.

Maximum demand is 129 kW

	Electricity (kWh)	Demand (kW)	
Winter Season			
Mid peak	21,150	128	(Apr 4 '12 08:15 to 08:30)
Off peak	26,713	129	(Apr 5 '12 06:00 to 06:15)
Total	47,863		

Your daily average electricity usage (kWh)



Usage comparison

	Apr '10	Apr '11	May '11	Jun '11	Jul '11	Aug '11	Sep '11	Oct '11	Nov '11	Dec '11	Jan '12	Feb '12	Mar '12	Apr '12
Total kWh used	43,723	55,604	55,960	53,122	89,568	69,245	72,924	15,922	155	10,998	24,106	37,805	42,154	47,863
Number of days	30	29	30	29	32	29	33	31	32	31	28	32	30	28
Appx. average kWh used/day	1,457	1,917	1,865	1,831	2,799	2,387	2,209	513	4	354	860	1,181	1,405	1,709

Details of your new charges

Your rate: TOU-PA-B
Billing period: Apr 4 '12 to May 2 '12 (28 days)

Delivery charges

Facilities rel demand	129 kW x \$7.80000	\$1,006.20
Energy-Winter		
Mid peak	21,150 kWh x \$0.01203	\$254.43
Off peak	26,713 kWh x \$0.01203	\$321.36
DWR bond charge	47,863 kWh x \$0.00513	\$245.54
Customer charge		\$123.84

Your Delivery charges include:

- \$118.59 transmission charges
- \$1,066.98 distribution charges
- \$4.31 nuclear decommissioning charges
- \$454.70 public purpose programs charge
- \$49.78 new system generation charge

Generation charges

DWR		
DWR energy credit	47,863 kWh x -\$0.00593	-\$283.83
SCE		
Energy-Winter		
Mid peak	21,150 kWh x \$0.05208	\$1,101.49
Off peak	26,713 kWh x \$0.02887	\$771.20

- ### Your Generation charges include:
- \$102.91 competition transition charge

- ### Your overall energy charges include:
- \$32.06 franchise fees

Subtotal of your new charges \$3,540.23

Additional information:

- Service voltage: 480 volts

(Continued on next page)



Box 300
Rosemead, CA
91772-0001
www.sce.com

Your electricity bill

JOSE MARITORENA INCORPORATED / Page 3 of 20

For billing and service inquiries call 1-800-990-7788,
Mon - Fri 7 a.m. to 7 p.m. and Saturday 8 a.m. to 5 p.m.
For emergency services call 24 hrs a day, 7 days a week

Customer account 2-22-302-2054

300 PANAMA RD
BAKERSFIELD, CA 93307-6261

Date bill prepared: Jun 8 '12

Your account summary

Amount of your last bill	\$7,640.76
Payment we received on May 17 '12 - thank you	-\$7,640.76
Balance forward	\$0.00
Your new charges	\$17,641.03
Total amount you owe by Jun 27 '12	\$17,641.03

Die Gro

pd 6-11-12 # 9609

Summary of your billing detail

Service account	Service address	Billing period	Your rate	New charges
3-018-2022-56	14551 W AVENUE B LANCASTER, CA	Apr 4 '12 to May 3 '12	TOU-PA-B	\$2,811.76
3-018-2022-56	14551 W AVENUE B LANCASTER, CA	May 3 '12 to Jun 4 '12	TOU-PA-B	\$4,275.58
3-018-2023-06	51320 150TH ST W ROSAMOND, CA	May 2 '12 to Jun 4 '12	TOU-PA-B	\$5,521.52
3-018-2023-67	51249 140TH ST W ROSAMOND, CA	May 2 '12 to Jun 4 '12	DOMESTIC	\$2.04
3-018-2031-52	51251 140TH ST W ROSAMOND, CA	May 2 '12 to Jun 4 '12	TOU-PA-B	\$5,030.13
				\$17,641.03

Please return the payment stub below with your payment and make your check payable to Southern California Edison.
If you want to pay in person, call 1-800-747-8908 for locations, or you can pay online at www.sce.com.

(14-574) Tear here

Tear here

Service account 3-018-2022-56
 Service address 14551 W AVENUE B
 LANCASTER, CA 93534
 Rotating outage Group A047

B-well

Compare the electricity you are using

For meter 3412M-007924 from Apr 4 '12 to May 3 '12
 Total electricity you used this month in kWh

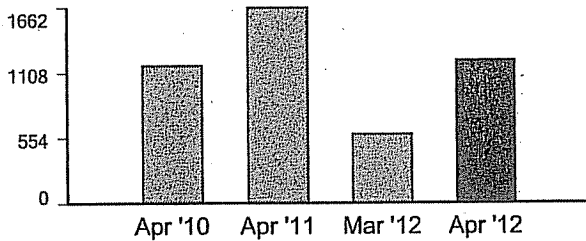
35,315

Your next meter read will be on or about Jul 3 '12.

Maximum demand is 108 kW

	Electricity (kWh)	Demand (kW)	
Winter Season			
Mid peak	12,861	106	(Apr 20 '12 19:00 to 19:15)
Off peak	22,454	108	(Apr 4 '12 06:30 to 06:45)
Total	35,315		

Your daily average electricity usage (kWh)



Usage comparison

	Apr '10	Apr '11	May '11	Jun '11	Jul '11	Aug '11	Sep '11	Oct '11	Nov '11	Dec '11	Jan '12	Feb '12	Mar '12	Apr '12
Total kWh used	35,236	48,192	68,114	48,806	46,175	50,956	57,390	26,739	25	22	7,548	30,482	17,549	35,315
Number of days	30	29	30	29	32	29	33	31	32	31	28	32	30	29
Appx. average kWh used/day	1,174	1,661	2,270	1,682	1,442	1,757	1,739	862	0	0	269	952	584	1,217

Details of your new charges

Your rate: TOU-PA-B
 Billing period: Apr 4 '12 to May 3 '12 (29 days)

Delivery charges

Facilities rel demand	108 kW x \$7.80000	\$842.40
Energy-Winter		
Mid peak	12,861 kWh x \$0.01203	\$154.72
Off peak	22,454 kWh x \$0.01203	\$270.12
DWR bond charge	35,315 kWh x \$0.00513	\$181.17
Customer charge		\$123.84

Your Delivery charges include:

- \$104.42 transmission charges
- \$902.79 distribution charges
- \$3.18 nuclear decommissioning charges
- \$335.49 public purpose programs charge
- \$36.73 new system generation charge

Generation charges

DWR		
DWR energy credit	35,315 kWh x -\$0.00593	-\$209.42
SCE		
Energy-Winter		
Mid peak	12,861 kWh x \$0.05208	\$669.80
Off peak	22,454 kWh x \$0.02887	\$648.25

Your Generation charges include:

- \$75.93 competition transition charge

Subtotal of your new charges		\$2,680.88
Los Angeles Co UUT	\$2,680.88 x 4.50000%	\$120.64
State tax	35,315 kWh x \$0.00029	\$10.24

Your overall energy charges include:

- \$24.28 franchise fees

Your new charges

\$2,811.76

Additional information:

- Service voltage: 480 volts



Service account 3-018-2022-56
Service address 14551 W AVENUE B
LANCASTER, CA 93534
Rotating outage Group A047

B-well

Compare the electricity you are using

For meter 3412M-007924 from May 3 '12 to Jun 4 '12
Total electricity you used this month in kWh

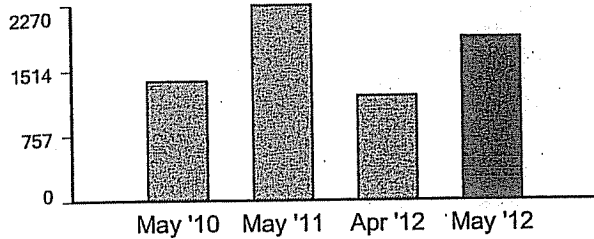
60,789

Your next meter read will be on or about Jul 3 '12.

Maximum demand is 107 kW

	Electricity (kWh)	Demand (kW)	
Winter Season			
Mid peak	20,973	107	(May 10 '12 13:15 to 13:30)
Off peak	32,246	107	(May 13 '12 11:15 to 11:30)
Summer Season			
On peak	632	106	(Jun 1 '12 13:00 to 13:15)
Mid peak	945	106	(Jun 1 '12 18:00 to 18:15)
Off peak	5,993	106	(Jun 2 '12 13:45 to 14:00)
Total	60,789		

Your daily average electricity usage (kWh)



Usage comparison

	May '10	May '11	Jun '11	Jul '11	Aug '11	Sep '11	Oct '11	Nov '11	Dec '11	Jan '12	Feb '12	Mar '12	Apr '12	May '12
Total kWh used	40,429	68,114	48,806	46,175	50,956	57,390	26,739	25	22	7,548	30,482	17,549	35,315	60,789
Number of days	29	30	29	32	29	33	31	32	31	28	32	30	29	32
Appx. average kWh used/day	1,394	2,270	1,682	1,442	1,757	1,739	862	0	0	269	952	584	1,217	1,899

Details of your new charges

Your rate: TOU-PA-B
Billing period: May 3 '12 to Jun 4 '12 (32 days Winter/Summer Season)

Delivery charges

Facilities rel demand	107 kW x \$7.80000	\$834.60
Energy-Winter		
Mid peak	20,973 kWh x \$0.01203	\$252.31
Off peak	32,246 kWh x \$0.01203	\$387.92
Energy-Summer		
On peak	632 kWh x \$0.01207	\$7.63
Mid peak	945 kWh x \$0.01207	\$11.41
Off peak	5,993 kWh x \$0.01207	\$72.34
DWR bond charge	60,789 kWh x \$0.00513	\$311.84
Customer charge		\$123.84

Your Delivery charges include:

- \$75.73 transmission charges
- \$953.37 distribution charges
- \$5.47 nuclear decommissioning charges
- \$577.65 public purpose programs charge
- \$63.22 new system generation charge

- ### Your Generation charges include:
- \$61.53 competition transition charge

Generation charges

(Continued on next page)

(Continued on next page)



Service account 3-018-2023-06
Service address 51320 150TH ST W
ROSAMOND, CA 93560
Rotating outage Group A047

Barn well

Compare the electricity you are using

For meter 345M-006350 from May 2 '12 to Jun 4 '12
Total electricity you used this month in kWh

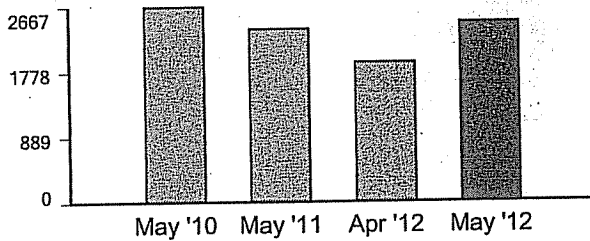
80,871

Your next meter read will be on or about Jul 3 '12.

Maximum demand is 132 kW

	Electricity (kWh)	Demand (kW)	
Winter Season			
Mid peak	27,576	131	(May 9 '12 14:00 to 14:15)
Off peak	44,245	132	(May 11 '12 07:30 to 07:45)
Summer Season			
On peak	752	126	(Jun 1 '12 13:00 to 13:15)
Mid peak	1,128	126	(Jun 1 '12 18:00 to 18:15)
Off peak	7,170	128	(Jun 2 '12 13:00 to 13:15)
Total	80,871		

Your daily average electricity usage (kWh)



Usage comparison

	May '10	May '11	Jun '11	Jul '11	Aug '11	Sep '11	Oct '11	Nov '11	Dec '11	Jan '12	Feb '12	Mar '12	Apr '12	May '12
Total kWh used	77,332	70,999	72,589	91,248	82,558	70,231	16,983	0	0	49	72	31,619	53,434	80,871
Number of days	29	30	29	32	29	33	31	32	31	28	33	29	28	33
Appx. average kWh used/day	2,666	2,366	2,503	2,851	2,846	2,128	547	0	0	1	2	1,090	1,908	2,450

Details of your new charges

Your rate: TOU-PA-B
Billing period: May 2 '12 to Jun 4 '12 (33 days Winter/Summer Season)

Delivery charges

Facilities rel demand	132 kW x \$7.80000
Energy-Winter	
Mid peak	27,576 kWh x \$0.01203
Off peak	44,245 kWh x \$0.01203
Energy-Summer	
On peak	752 kWh x \$0.01207
Mid peak	1,128 kWh x \$0.01207
Off peak	7,170 kWh x \$0.01207
DWR bond charge	80,871 kWh x \$0.00513
Customer charge	

\$1,029.60

\$331.74

\$532.27

\$9.08

\$13.61

\$86.54

\$414.87

\$123.84

Your Delivery charges include:

- \$87.08 transmission charges
- \$1,160.35 distribution charges
- \$7.27 nuclear decommissioning charges
- \$768.46 public purpose programs charge
- \$84.10 new system generation charge

Your Generation charges include:

- \$80.93 competition transition charge

Generation charges

(Continued on next page)

(Continued on next page)

Service account 3-018-2031-52
 Service address 51251 140TH ST W
 ROSAMOND, CA 93560
 Rotating outage Group A047

yard well

Compare the electricity you are using

For meter 345M-006685 from May 2 '12 to Jun 4 '12
 Total electricity you used this month in kWh

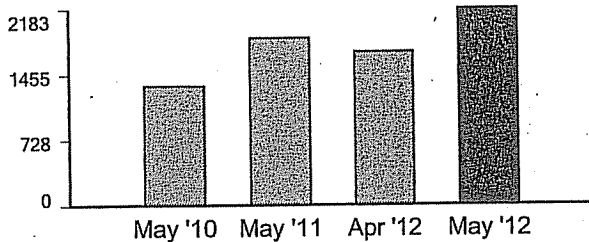
72,044

Your next meter read will be on or about Jul 3 '12.

	Electricity (kWh)	Demand (kW)	
Winter Season			
Mid peak	24,191	128	(May 23 '12 12:15 to 12:30)
Off peak	39,513	128	(May 4 '12 07:30 to 07:45)
Summer Season			
On peak	746	125	(Jun 1 '12 13:00 to 13:15)
Mid peak	1,113	125	(Jun 1 '12 18:00 to 18:15)
Off peak	6,481	125	(Jun 2 '12 18:45 to 19:00)
Total	72,044		

Maximum demand is 128 kW

Your daily average electricity usage (kWh)



Usage comparison

	May '10	May '11	Jun '11	Jul '11	Aug '11	Sep '11	Oct '11	Nov '11	Dec '11	Jan '12	Feb '12	Mar '12	Apr '12	May '12
Total kWh used	38,684	55,960	53,122	89,568	69,245	72,924	15,922	155	10,998	24,106	37,805	42,154	47,863	72,044
Number of days	29	30	29	32	29	33	31	32	31	28	32	30	28	33
Appx. average kWh used/day	1,333	1,865	1,831	2,799	2,387	2,209	513	4	354	860	1,181	1,405	1,709	2,183

Details of your new charges

Your rate: TOU-PA-B
 Billing period: May 2 '12 to Jun 4 '12 (33 days Winter/Summer Season)

Delivery charges

Facilities rel demand	128 kW x \$7.80000	\$998.40
Energy-Winter		
Mid peak	24,191 kWh x \$0.01203	\$291.02
Off peak	39,513 kWh x \$0.01203	\$475.34
Energy-Summer		
On peak	746 kWh x \$0.01207	\$9.00
Mid peak	1,113 kWh x \$0.01207	\$13.43
Off peak	6,481 kWh x \$0.01207	\$78.23
DWR bond charge	72,044 kWh x \$0.00513	\$369.58
Customer charge		\$123.84

Your Delivery charges include:

- \$91.32 transmission charges
- \$1,114.66 distribution charges
- \$6.48 nuclear decommissioning charges
- \$684.59 public purpose programs charge
- \$74.93 new system generation charge

Your Generation charges include:

- \$72.34 competition transition charge
- Your overall energy charges include:**
- \$43.41 franchise fees

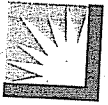
Generation charges

DWR		
DWR energy credit	65,495 kWh x -\$0.00593	-\$388.39
DWR energy credit	6,549 kWh x -\$0.00463	-\$30.32
SCE		

Additional information:

- Service voltage: 480 volts

(Continued on next page)



SOUTHERN CALIFORNIA
EDISON[®]

An EDISON INTERNATIONAL[®] Company

P.O. Box 300
Rosemead, CA
91772-0001
www.sce.com

Your electricity bill

JOSE MARITORENA INCORPORATED / Page 1 of 14

For billing and service inquiries call 1-800-990-7788,
Mon - Fri 7 a.m. to 7 p.m. and Saturday 8 a.m. to 5 p.m.
For emergency services call 24 hrs a day, 7 days a week

Customer account 2-22-302-2054

300 PANAMA RD
BAKERSFIELD, CA 93307-6261

Date bill prepared: Jul 10 '12

Your account summary

Amount of your last bill	\$17,641.03
Payment we received on Jun 14 '12 - thank you	-\$17,641.03
Balance forward	\$0.00
Your new charges	\$19,106.01
Total amount you owe by Jul 30 '12	\$19,106.01

Joe

Pd 7-16-12 #9672

Summary of your billing detail

Service account	Service address	Billing period	Your rate	New charges
3-018-2022-56	14551 W AVENUE B LANCASTER, CA	Jun 4 '12 to Jul 2 '12	TOU-PA-B	\$5,172.49
3-018-2023-06	51320 150TH ST W ROSAMOND, CA	Jun 4 '12 to Jul 2 '12	TOU-PA-B	\$7,716.96
3-018-2023-67	51249 140TH ST W ROSAMOND, CA	Jun 4 '12 to Jul 2 '12	DOMESTIC	\$1.72
3-018-2031-52	51251 140TH ST W ROSAMOND, CA	Jun 4 '12 to Jul 2 '12	TOU-PA-B	\$6,214.84
				\$19,106.01

Please return the payment stub below with your payment and make your check payable to Southern California Edison.
If you want to pay in person, call 1-800-747-8908 for locations, or you can pay online at www.sce.com.

Tear here

Tear here

Service account 3-018-2022-56
 Service address 14551 W AVENUE B
 LANCASTER, CA 93534
 Rotating outage Group A047

Bwell

Compare the electricity you are using

For meter 3412M-007924 from Jun 4 '12 to Jul 2 '12
 Total electricity you used this month in kWh

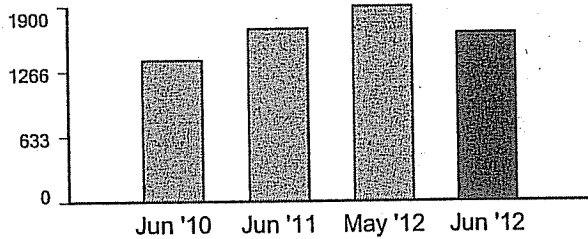
45,744

Your next meter read will be on or about Aug 2 '12.

Maximum demand is 107 kW

	Electricity (kWh)	Demand (kW)	
Summer Season			
On peak	8,747	107	(Jun 18 '12 14:45 to 15:00)
Mid peak	12,296	106	(Jun 21 '12 11:30 to 11:45)
Off peak	24,701	107	(Jun 21 '12 06:15 to 06:30)
Total	45,744		

Your daily average electricity usage (kWh)



Usage comparison

	Jun '10	Jun '11	Jul '11	Aug '11	Sep '11	Oct '11	Nov '11	Dec '11	Jan '12	Feb '12	Mar '12	Apr '12	May '12	Jun '12
Total kWh used	45,403	48,806	46,175	50,956	57,390	26,739	25	22	7,548	30,482	17,549	35,315	60,789	45,744
Number of days	33	29	32	29	33	31	32	31	28	32	30	29	32	28
Appx. average kWh used/day	1,375	1,682	1,442	1,757	1,739	862	0	0	269	952	584	1,217	1,899	1,633

Details of your new charges

Your rate: TOU-PA-B
 Billing period: Jun 4 '12 to Jul 2 '12 (28 days)

Delivery charges

Facilities rel demand	107 kW x \$7.80000	\$834.60
Energy-Summer		
On peak	8,747 kWh x \$0.01207	\$105.58
Mid peak	12,296 kWh x \$0.01207	\$148.41
Off peak	24,701 kWh x \$0.01207	\$298.14
DWR bond charge	45,744 kWh x \$0.00513	\$234.67
Customer charge		\$123.84

Your Delivery charges include:

- \$92.74 transmission charges
- \$919.66 distribution charges
- \$4.12 nuclear decommissioning charges
- \$435.48 public purpose programs charge
- \$47.58 new system generation charge

Generation charges

DWR		
DWR energy credit	45,744 kWh x -\$0.00463	-\$211.79
SCE		
Demand-Summer		
On peak	107 kW x \$8.98000	\$960.86
Mid peak	106 kW x \$2.15000	\$227.90
Energy-Summer		
On peak	8,747 kWh x \$0.09280	\$811.72
Mid peak	12,296 kWh x \$0.05256	\$646.28
Off peak	24,701 kWh x \$0.03064	\$756.84

Your Generation charges include:

- \$82.34 competition transition charge
- ### Your overall energy charges include:
- \$44.71 franchise fees

Additional information:

- Service voltage: 480 volts

(Continued on next page)

Service account 3-018-2023-06
 Service address 51320 150TH ST W
 ROSAMOND, CA 93560
 Rotating outage Group A047

Barnwell

Compare the electricity you are using

For meter 345M-006350 from Jun 4 '12 to Jul 2 '12
 Total electricity you used this month in kWh

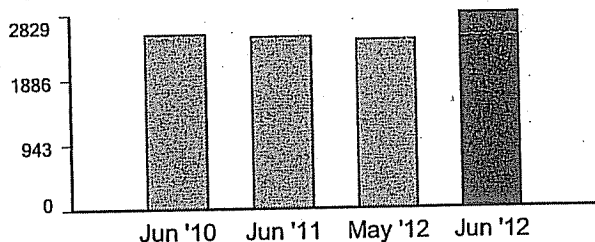
79,220

Your next meter read will be on or about Aug 2 '12.

Maximum demand is 131 kW

	Electricity (kWh)	Demand (kW)	
Summer Season			
On peak	14,137	131	(Jun 18 '12 14:45 to 15:00)
Mid peak	21,052	129	(Jun 19 '12 10:45 to 11:00)
Off peak	44,031	130	(Jul 1 '12 07:30 to 07:45)
Total	79,220		

Your daily average electricity usage (kWh)



Usage comparison

	Jun '10	Jun '11	Jul '11	Aug '11	Sep '11	Oct '11	Nov '11	Dec '11	Jan '12	Feb '12	Mar '12	Apr '12	May '12	Jun '12
Total kWh used	83,741	72,589	91,248	82,558	70,231	16,983	0	0	49	72	31,619	53,434	80,871	79,220
Number of days	33	29	32	29	33	31	32	31	28	33	29	28	33	28
Appx. average kWh used/day	2,537	2,503	2,851	2,846	2,128	547	0	0	1	2	1,090	1,908	2,450	2,829

Details of your new charges

Your rate: TOU-PA-B
 Billing period: Jun 4 '12 to Jul 2 '12 (28 days)

Delivery charges

Facilities rel demand	131 kW x \$7.80000
Energy-Summer	
On peak	14,137 kWh x \$0.01207
Mid peak	21,052 kWh x \$0.01207
Off peak	44,031 kWh x \$0.01207
DWR bond charge	79,220 kWh x \$0.00513
Customer charge	

\$1,021.80	Your Delivery charges include:
\$170.63	• \$88.94 transmission charges
\$254.10	• \$1,150.18 distribution charges
\$531.45	• \$7.13 nuclear decommissioning charges
\$406.40	• \$754.17 public purpose programs charge
\$123.84	• \$82.38 new system generation charge

Generation charges

DWR	
DWR energy credit	79,220 kWh x -\$0.00463
SCE	
Demand-Summer	
On peak	131 kW x \$8.98000
Mid peak	129 kW x \$2.15000
Energy-Summer	
On peak	14,137 kWh x \$0.09280
Mid peak	21,052 kWh x \$0.05256
Off peak	44,031 kWh x \$0.03064

-\$366.79	Your Generation charges include:
\$1,176.38	• \$142.60 competition transition charge
\$277.35	Your overall energy charges include:
	• \$66.68 franchise fees

Additional information:
 • Service voltage: 480 volts

\$1,311.91
\$1,106.49
\$1,349.11

(Continued on next page)

Service account 3-018-2031-52
Service address 51251 140TH ST W
ROSAMOND, CA 93560
Rotating outage Group A047

yard well

Compare the electricity you are using

For meter 345M-006685 from Jun 4 '12 to Jul 2 '12
Total electricity you used this month in kWh

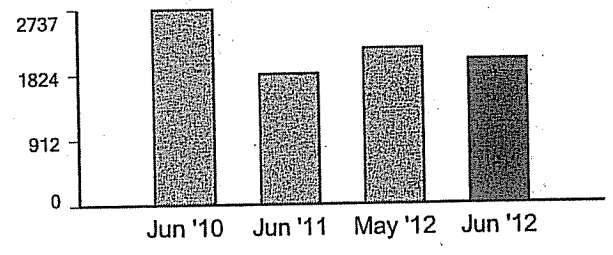
56,576

Your next meter read will be on or about Aug 2 '12.

Maximum demand is 128 kW

	Electricity (kWh)	Demand (kW)	
Summer Season			
On peak	9,963	127	(Jun 22 '12 12:45 to 13:00)
Mid peak	15,138	127	(Jun 20 '12 19:00 to 19:15)
Off peak	31,475	128	(Jun 21 '12 06:00 to 06:15)
Total	56,576		

Your daily average electricity usage (kWh)



Usage comparison

	Jun '10	Jun '11	Jul '11	Aug '11	Sep '11	Oct '11	Nov '11	Dec '11	Jan '12	Feb '12	Mar '12	Apr '12	May '12	Jun '12
Total kWh used	90,309	53,122	89,568	69,245	72,924	15,922	155	10,998	24,106	37,805	42,154	47,863	72,044	56,576
Number of days	33	29	32	29	33	31	32	31	28	32	30	28	33	28
Appx. average kWh used/day	2,736	1,831	2,799	2,387	2,209	513	4	354	860	1,181	1,405	1,709	2,183	2,020

Details of your new charges

Your rate: TOU-PA-B
Billing period: Jun 4 '12 to Jul 2 '12 (28 days)

Delivery charges			
Facilities rel demand	128 kW x \$7.80000	\$998.40	Your Delivery charges include: <ul style="list-style-type: none"> • \$108.99 transmission charges • \$1,080.01 distribution charges • \$5.09 nuclear decommissioning charges • \$538.60 public purpose programs charge • \$58.83 new system generation charge
Energy-Summer			
On peak	9,963 kWh x \$0.01207	\$120.25	
Mid peak	15,138 kWh x \$0.01207	\$182.72	
Off peak	31,475 kWh x \$0.01207	\$379.90	
DWR bond charge	56,576 kWh x \$0.00513	\$290.23	
Customer charge		\$123.84	
Generation charges			
DWR			Your Generation charges include: <ul style="list-style-type: none"> • \$101.84 competition transition charge
DWR energy credit	56,576 kWh x -\$0.00463	-\$261.95	
SCE			Your overall energy charges include: <ul style="list-style-type: none"> • \$53.72 franchise fees
Demand-Summer			
On peak	127 kW x \$8.98000	\$1,140.46	
Mid peak	127 kW x \$2.15000	\$273.05	

(Continued on next page)

(Continued on next page)



P.O. Box 300
 Rosemead, CA
 91772-0001
 www.sce.com

Your electricity bill

JOSE MARITORENA INCORPORATED / Page 3 of 18

For billing and service inquiries call 1-800-990-7788,
 Mon - Fri 7 a.m. to 7 p.m. and Saturday 8 a.m. to 5 p.m.
 For emergency services call 24 hrs a day, 7 days a week

Customer account 2-22-302-2054

300 PANAMA RD
 BAKERSFIELD, CA 93307-6261

Date bill prepared: Aug 8 '12

Your account summary

Amount of your last bill	\$19,106.01
Payment we received on Jul 19 '12 - thank you	-\$19,106.01
Balance forward	\$0.00
Your new charges	\$20,733.74
Total amount you owe by Aug 27 '12	\$20,733.74

Dis Gro

Summary of your billing detail

Service account	Service address	Billing period	Your rate	New charges
3-018-2022-56	14551 W AVENUE B LANCASTER, CA	Jul 2 '12 to Aug 2 '12	TOU-PA-B	\$5,646.28
3-018-2023-06	51320 150TH ST W ROSAMOND, CA	Jul 2 '12 to Aug 2 '12	TOU-PA-B	\$7,713.45
3-018-2023-67	51249 140TH ST W ROSAMOND, CA	Jul 2 '12 to Aug 2 '12	DOMESTIC	\$1.91
3-018-2031-52	51251 140TH ST W ROSAMOND, CA	Jul 2 '12 to Aug 2 '12	TOU-PA-B	\$7,372.10
				\$20,733.74

*Pd 8/12/12
 # 9720*

Please return the payment stub below with your payment and make your check payable to Southern California Edison.
 If you want to pay in person, call 1-800-747-8908 for locations, or you can pay online at www.sce.com.

(14-574)

Tear here

Tear here

Service account 3-018-2022-56
 Service address 14551 W AVENUE B
 LANCASTER, CA 93534
 Rotating outage Group A047

B-well

Compare the electricity you are using

For meter 3412M-007924 from Jul 2 '12 to Aug 2 '12
 Total electricity you used this month in kWh

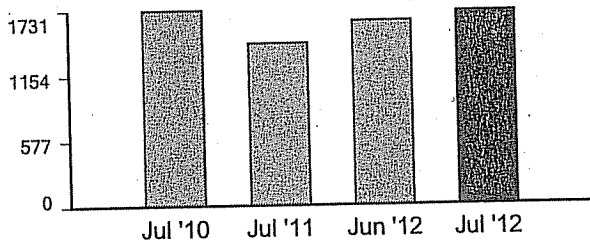
52,973

Your next meter read will be on or about Aug 31 '12.

Maximum demand is 108 kW

	Electricity (kWh)	Demand (kW)	
Summer Season			
On peak	9,811	108	(Jul 2 '12 13:00 to 13:15)
Mid peak	14,758	108	(Jul 2 '12 19:00 to 19:15)
Off peak	28,404	108	(Jul 2 '12 06:45 to 07:00)
Total	52,973		

Your daily average electricity usage (kWh)



Usage comparison

	Jul '10	Jul '11	Aug '11	Sep '11	Oct '11	Nov '11	Dec '11	Jan '12	Feb '12	Mar '12	Apr '12	May '12	Jun '12	Jul '12
Total kWh used	48,457	46,175	50,956	57,390	26,739	25	22	7,548	30,482	17,549	35,315	60,789	45,744	52,973
Number of days	28	32	29	33	31	32	31	28	32	30	29	32	28	31
Appx. average kWh used/day	1,730	1,442	1,757	1,739	862	0	0	269	952	584	1,217	1,899	1,633	1,708

Details of your new charges

Your rate: TOU-PA-B
 Billing period: Jul 2 '12 to Aug 2 '12 (31 days)

Delivery charges

Facilities rel demand	108 kW x \$7.80000 x 30/31 days	\$815.23
Facilities rel demand	108 kW x \$8.07000 x 1/31 days	\$28.11
Energy-Summer		\$114.60
On peak	9,495 kWh x \$0.01207	\$172.38
Mid peak	14,282 kWh x \$0.01207	\$331.78
Off peak	27,488 kWh x \$0.01207	\$3.83
On peak	316 kWh x \$0.01211	\$5.76
Mid peak	476 kWh x \$0.01211	\$11.09
Off peak	916 kWh x \$0.01211	\$271.75
DWR bond charge	52,973 kWh x \$0.00513	\$119.85
Customer charge		\$4.08
Customer charge		

Your Delivery charges include:

- \$86.41 transmission charges
- \$943.60 distribution charges
- \$4.87 nuclear decommissioning charges
- \$504.21 public purpose programs charge
- \$54.89 new system generation charge

Your Generation charges include:

- \$93.37 competition transition charge

Your overall energy charges include:

- \$48.80 franchise fees

Additional information:

- Service voltage: 480 volts

Generation charges

DWR		
DWR energy credit	52,973 kWh x -\$0.00463	-\$245.26
SCE		
Demand-Summer		
On peak	108 kW x \$8.98000 x 30/31 days	\$938.55

(Continued on next page)

Service account 3-018-2023-06
 Service address 51320 150TH ST W *Barnwell*
 ROSAMOND, CA 93560
 Rotating outage Group A047

Compare the electricity you are using

For meter 345M-006350 from Jul 2 '12 to Aug 2 '12
 Total electricity you used this month in kWh

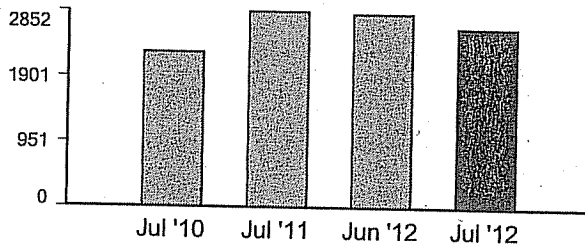
81,384

Your next meter read will be on or about Aug 31 '12.

Electricity (kWh)	Demand (kW)
Summer Season	
On peak 13,156	129 (Jul 24 '12 12:00 to 12:15)
Mid peak 20,607	130 (Jul 2 '12 10:15 to 10:30)
Off peak 47,621	130 (Jul 29 '12 08:00 to 08:15)
Total 81,384	

Maximum demand is 130 kW

Your daily average electricity usage (kWh)



Usage comparison

	Jul '10	Jul '11	Aug '11	Sep '11	Oct '11	Nov '11	Dec '11	Jan '12	Feb '12	Mar '12	Apr '12	May '12	Jun '12	Jul '12
Total kWh used	63,256	91,248	82,558	70,231	16,983	0	0	49	72	31,619	53,434	80,871	79,220	81,384
Number of days	28	32	29	33	31	32	31	28	33	29	28	33	28	31
Appx. average kWh used/day	2,259	2,851	2,846	2,128	547	0	0	1	2	1,090	1,908	2,450	2,829	2,625

Details of your new charges

Your rate: TOU-PA-B
 Billing period: Jul 2 '12 to Aug 2 '12 (31 days)

Delivery charges

Facilities rel demand	130 kW x \$7.80000 x 30/31 days	\$981.29
Facilities rel demand	130 kW x \$8.07000 x 1/31 days	\$33.84
Energy-Summer		
On peak	12,732 kWh x \$0.01207	\$153.68
Mid peak	19,942 kWh x \$0.01207	\$240.70
Off peak	46,085 kWh x \$0.01207	\$556.25
On peak	424 kWh x \$0.01211	\$5.13
Mid peak	665 kWh x \$0.01211	\$8.05
Off peak	1,536 kWh x \$0.01211	\$18.60
DWR bond charge	81,384 kWh x \$0.00513	\$417.50
Customer charge		\$119.85
Customer charge		\$4.08

Your Delivery charges include:

- \$85.33 transmission charges
- \$1,150.14 distribution charges
- \$7.48 nuclear decommissioning charges
- \$774.65 public purpose programs charge
- \$84.35 new system generation charge

Your Generation charges include:

- \$143.45 competition transition charge

Your overall energy charges include:

- \$66.64 franchise fees

Additional information:

- Service voltage: 480 volts

Generation charges

DWR		
DWR energy credit	81,384 kWh x -\$0.00463	-\$376.81
SCE		
Demand-Summer		
On peak	129 kW x \$8.98000 x 30/31 days	\$1,121.05

(Continued on next page)

Service account 3-018-2031-52
Service address 51251 140TH ST W
ROSAMOND, CA 93560
Rotating outage Group A047

yard well

Compare the electricity you are using

For meter 345M-006685 from Jul 2 '12 to Aug 2 '12
Total electricity you used this month in kWh

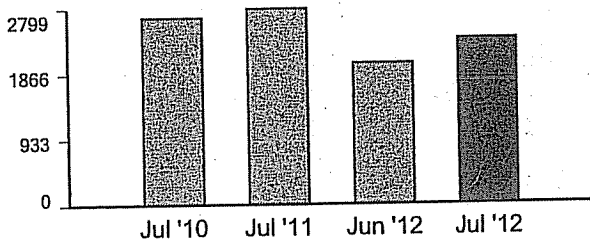
73,471

Your next meter read will be on or about Aug 31 '12.

Maximum demand is 130 kW

	Electricity (kWh)	Demand (kW)	
Summer Season			
On peak	13,678	130	(Jul 9 '12 13:45 to 14:00)
Mid peak	19,702	128	(Jul 3 '12 11:45 to 12:00)
Off peak	40,091	128	(Jul 28 '12 14:30 to 14:45)
Total	73,471		

Your daily average electricity usage (kWh)



Usage comparison

	Jul '10	Jul '11	Aug '11	Sep '11	Oct '11	Nov '11	Dec '11	Jan '12	Feb '12	Mar '12	Apr '12	May '12	Jun '12	Jul '12
Total kWh used	75,004	89,568	69,245	72,924	15,922	155	10,998	24,106	37,805	42,154	47,863	72,044	56,576	73,471
Number of days	28	32	29	33	31	32	31	28	32	30	28	33	28	31
Appx. average kWh used/day	2,678	2,799	2,387	2,209	513	4	354	860	1,181	1,405	1,709	2,183	2,020	2,370

Details of your new charges

Your rate: TOU-PA-B

Billing period: Jul 2 '12 to Aug 2 '12 (31 days)

Delivery charges

Facilities rel demand	130 kW x \$7.80000 x 30/31 days	\$981.29
Facilities rel demand	130 kW x \$8.07000 x 1/31 days	\$33.84
Energy-Summer		\$159.77
On peak	13,237 kWh x \$0.01207	\$230.13
Mid peak	19,066 kWh x \$0.01207	\$468.29
Off peak	38,798 kWh x \$0.01207	\$5.34
On peak	441 kWh x \$0.01211	\$7.70
Mid peak	636 kWh x \$0.01211	\$15.66
Off peak	1,293 kWh x \$0.01211	\$376.91
DWR bond charge	73,471 kWh x \$0.00513	\$119.85
Customer charge		\$4.08
Customer charge		

Your Delivery charges include:

- \$93.72 transmission charges
- \$1,132.38 distribution charges
- \$6.76 nuclear decommissioning charges
- \$699.32 public purpose programs charge
- \$76.15 new system generation charge

Your Generation charges include:

- \$129.50 competition transition charge

Your overall energy charges include:

- \$63.70 franchise fees

Generation charges

DWR

(Continued on next page)

(Continued on next page)



SOUTHERN CALIFORNIA
EDISON[®]

An EDISON INTERNATIONAL[®] Company

P.O. Box 300
Rosemead, CA
91772-0001
www.sce.com

Your electricity bill

JOSE MARITORENA INCORPORATED / Page 1 of 10

For billing and service inquiries call 1-800-990-7788,
Mon - Fri 7 a.m. to 7 p.m. and Saturday 8 a.m. to 5 p.m.
For emergency services call 24 hrs a day, 7 days a week

Customer account 2-22-302-2054

300 PANAMA RD
BAKERSFIELD, CA 93307-6261

Date bill prepared: Sep 7 '12

Your account summary

Amount of your last bill	\$20,733.74
Payment we received on Aug 15 '12 - thank you	-\$20,733.74
Balance forward	\$0.00
Your new charges	\$12,655.64
Total amount you owe by Sep 26 '12	\$12,655.64

Big Bro

Summary of your billing detail

Service account	Service address	Billing period	Your rate	New charges
3-018-2022-56	14551 W AVENUE B LANCASTER, CA	May 3 '12 to Jun 4 '12	TOU-PA-B	\$2.54
Billing adjustment 3-018-2022-56	14551 W AVENUE B LANCASTER, CA	Aug 2 '12 to Aug 30 '12	TOU-PA-B	\$5,824.62
3-018-2023-06	51320 150TH ST W ROSAMOND, CA	May 2 '12 to Jun 4 '12	TOU-PA-B	\$2.31
Billing adjustment 3-018-2023-06	51320 150TH ST W ROSAMOND, CA	Aug 2 '12 to Aug 30 '12	TOU-PA-B	\$6,821.88
3-018-2023-67	51249 140TH ST W ROSAMOND, CA	Aug 2 '12 to Sep 1 '12	DOMESTIC	\$1.85
3-018-2031-52	51251 140TH ST W ROSAMOND, CA	May 2 '12 to Jun 4 '12	TOU-PA-B	\$2.44
Billing adjustment				\$12,655.64

*Pd 9/13/12
9776*

Please return the payment stub below with your payment and make your check payable to Southern California Edison.
If you want to pay in person, call 1-800-747-8908 for locations, or you can pay online at www.sce.com.

(14-574)

Tear here

Tear here

ORT

B-week

Service account 3-018-2022-56
 Service address 14551 W AVENUE B
 LANCASTER, CA 93534
 Rotating outage Group A047

Compare the electricity you are using

For meter 3412M-007924 from Aug 2 '12 to Aug 30 '12
 Total electricity you used this month in kWh

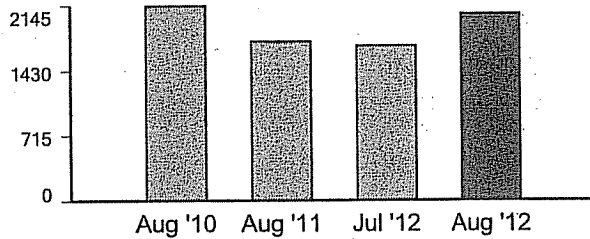
57,528

Your next meter read will be on or about Oct 2 '12.

Maximum demand is 110 kW

	Electricity (kWh)	Demand (kW)	
Summer Season			
On peak	10,077	108	(Aug 10 '12 14:15 to 14:30)
Mid peak	15,037	109	(Aug 13 '12 21:30 to 21:45)
Off peak	32,414	110	(Aug 12 '12 18:45 to 19:00)
Total	57,528		

Your daily average electricity usage (kWh)



Usage comparison

	Aug '10	Aug '11	Sep '11	Oct '11	Nov '11	Dec '11	Jan '12	Feb '12	Mar '12	Apr '12	May '12	Jun '12	Jul '12	Aug '12
Total kWh used	62,204	50,956	57,390	26,739	25	22	7,548	30,482	17,549	35,315	60,789	45,744	52,973	57,528
Number of days	29	29	33	31	32	31	28	32	30	29	32	28	31	28
Appx. average kWh used/day	2,144	1,757	1,739	862	0	0	269	952	584	1,217	1,899	1,633	1,708	2,054

Details of your new charges

Your rate: TOU-PA-B
 Billing period: Aug 2 '12 to Aug 30 '12 (28 days)

Delivery charges

Facilities rel demand	110 kW x \$8.07000	\$887.70
Energy-Summer		
On peak	10,077 kWh x \$0.01211	\$122.03
Mid peak	15,037 kWh x \$0.01211	\$182.10
Off peak	32,414 kWh x \$0.01211	\$392.53
DWR bond charge	57,528 kWh x \$0.00513	\$295.12
Customer charge		\$126.47

Your Delivery charges include:

- \$84.22 transmission charges
- \$1,005.89 distribution charges
- \$8.63 nuclear decommissioning charges
- \$544.79 public purpose programs charge
- \$53.50 new system generation charge

Generation charges

DWR		
DWR energy credit	57,528 kWh x -\$0.00463	-\$266.35
SCE		
Demand-Summer		
On peak	108 kW x \$8.72000	\$941.76
Mid peak	109 kW x \$2.09000	\$227.81
Energy-Summer		
On peak	10,077 kWh x \$0.09028	\$909.75
Mid peak	15,037 kWh x \$0.05119	\$769.74
Off peak	32,414 kWh x \$0.02990	\$969.18

Your Generation charges include:

- \$36.82 competition transition charge

Your overall energy charges include:

- \$50.33 franchise fees

Additional information:

- Service voltage: 480 volts

(Continued on next page)

Service account 3-018-2023-06
 Service address 51320 150TH ST W
 ROSAMOND, CA 93560
 Rotating outage Group A047

Barnwell

Compare the electricity you are using

For meter 345M-006350 from Aug 2 '12 to Aug 30 '12
 Total electricity you used this month in kWh

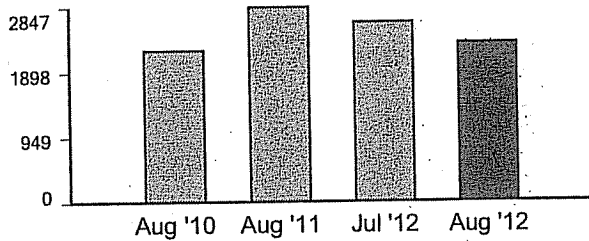
65,156

Your next meter read will be on or about Oct 2 '12.

	Electricity (kWh)	Demand (kW)	
Summer Season			
On peak	12,634	129	(Aug 3 '12 15:15 to 15:30)
Mid peak	18,558	131	(Aug 13 '12 08:00 to 08:15)
Off peak	33,964	129	(Aug 12 '12 08:00 to 08:15)
Total	65,156		

Maximum demand is 131 kW

Your daily average electricity usage (kWh)



Usage comparison

	Aug '10	Aug '11	Sep '11	Oct '11	Nov '11	Dec '11	Jan '12	Feb '12	Mar '12	Apr '12	May '12	Jun '12	Jul '12	Aug '12
Total kWh used	64,387	82,558	70,231	16,983	0	0	49	72	31,619	53,434	80,871	79,220	81,384	65,156
Number of days	29	29	33	31	32	31	28	33	29	28	33	28	31	28
Appx. average kWh used/day	2,220	2,846	2,128	547	0	0	1	2	1,090	1,908	2,450	2,829	2,625	2,327

Details of your new charges

Your rate: TOU-PA-B
 Billing period: Aug 2 '12 to Aug 30 '12 (28 days)

Delivery charges

Facilities rel demand	131 kW x \$8.07000	\$1,057.17
Energy-Summer		
On peak	12,634 kWh x \$0.01211	\$153.00
Mid peak	18,558 kWh x \$0.01211	\$224.74
Off peak	33,964 kWh x \$0.01211	\$411.30
DWR bond charge	65,156 kWh x \$0.00513	\$334.25
Customer charge		\$126.47

Your Delivery charges include:

- \$103.85 transmission charges
- \$1,165.79 distribution charges
- \$9.77 nuclear decommissioning charges
- \$617.03 public purpose programs charge
- \$60.60 new system generation charge

Generation charges

DWR		
DWR energy credit	65,156 kWh x -\$0.00463	-\$301.67
SCE		
Demand-Summer		
On peak	129 kW x \$8.72000	\$1,124.88
Mid peak	131 kW x \$2.09000	\$273.79
Energy-Summer		
On peak	12,634 kWh x \$0.09028	\$1,140.60
Mid peak	18,558 kWh x \$0.05119	\$949.98
Off peak	33,964 kWh x \$0.02990	\$1,015.52

Your Generation charges include:

- \$41.70 competition transition charge

Your overall energy charges include:

- \$58.95 franchise fees

Additional information:

- Service voltage: 480 volts

(Continued on next page)



P.O. Box 300
Rosemead, CA
91772-0001
www.sce.com

Your electricity bill

JOSE MARITORENA INCORPORATED / Page 3 of 20

For billing and service inquiries call 1-800-990-7788,
Mon - Fri 7 a.m. to 7 p.m. and Saturday 8 a.m. to 5 p.m.
For emergency services call 24 hrs a day, 7 days a week

Customer account 2-22-302-2054

300 PANAMA RD
BAKERSFIELD, CA 93307-6261

Date bill prepared: Oct 10 '12

Your account summary

Amount of your last bill	\$12,655.64
Payment we received on Sep 17 '12 - thank you	-\$12,655.64
Balance forward	\$0.00
Your new charges	\$25,635.11
Total amount you owe by Oct 29 '12	\$25,635.11

Bio Gro

Summary of your billing detail

Service account	Service address	Billing period	Your rate	New charges
3-018-2022-56	14551 W AVENUE B LANCASTER, CA	Aug 30 '12 to Oct 2 '12	TOU-PA-B	\$5,354.97
3-018-2023-06	51320 150TH ST W ROSAMOND, CA	Aug 30 '12 to Oct 2 '12	TOU-PA-B	\$6,388.50
3-018-2023-67	51249 140TH ST W ROSAMOND, CA	Sep 1 '12 to Oct 2 '12	DOMESTIC	\$1.91
3-018-2031-52	51251 140TH ST W ROSAMOND, CA	Aug 2 '12 to Aug 31 '12	TOU-PA-B	\$6,395.29
3-018-2031-52	51251 140TH ST W ROSAMOND, CA	Aug 31 '12 to Oct 2 '12	TOU-PA-B	\$7,494.44
				\$25,635.11

*Pd 10/18/12
#9837*

Please return the payment stub below with your payment and make your check payable to Southern California Edison.
If you want to pay in person, call 1-800-747-8908 for locations, or you can pay online at www.sce.com.

(14-574)

Tear here

Tear here

Service account 3-018-2022-56
 Service address 14551 W AVENUE B
 LANCASTER, CA 93534
 Rotating outage Group A047

Bwell

Compare the electricity you are using

For meter 3412M-007924 from Aug 30 '12 to Oct 2 '12
 Total electricity you used this month in kWh

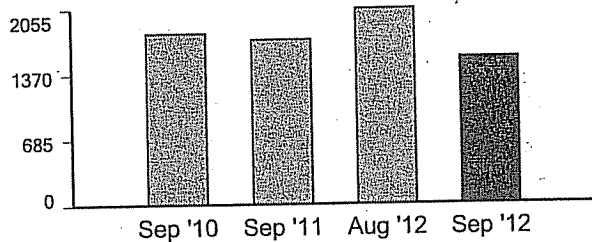
50,987

Your next meter read will be on or about Nov 2 '12.

Maximum demand is 107 kW

	Electricity (kWh)	Demand (kW)	
Summer Season			
On peak	8,746	107	(Aug 30 '12 12:30 to 12:45)
Mid peak	12,942	107	(Aug 31 '12 18:30 to 18:45)
Off peak	26,787	107	(Sep 3 '12 18:00 to 18:15)
Winter Season			
Mid peak	1,361	106	(Oct 1 '12 15:45 to 16:00)
Off peak	1,151	105	(Oct 1 '12 21:30 to 21:45)
Total	50,987		

Your daily average electricity usage (kWh)



Usage comparison

	Sep '10	Sep '11	Oct '11	Nov '11	Dec '11	Jan '12	Feb '12	Mar '12	Apr '12	May '12	Jun '12	Jul '12	Aug '12	Sep '12
Total kWh used	54,056	57,390	26,739	25	22	7,548	30,482	17,549	35,315	60,789	45,744	52,973	57,528	50,987
Number of days	30	33	31	32	31	28	32	30	29	32	28	31	28	33
Appx. average kWh used/day	1,801	1,739	862	0	0	269	952	584	1,217	1,899	1,633	1,708	2,054	1,545

Details of your new charges

Your rate: TOU-PA-B
 Billing period: Aug 30 '12 to Oct 2 '12 (33 days Summer/Winter Season)

Delivery charges

Facilities rel demand	107 kW x \$8.07000 x 32/33 days	\$837.32
Facilities rel demand	107 kW x \$8.40000 x 1/33 days	\$27.24
Energy-Summer		
On peak	8,746 kWh x \$0.01211	\$105.91
Mid peak	12,942 kWh x \$0.01211	\$156.73
Off peak	26,787 kWh x \$0.01211	\$324.39
Energy-Winter		
Mid peak	1,361 kWh x \$0.01216	\$16.55
Off peak	1,151 kWh x \$0.01216	\$14.00
DWR bond charge	50,987 kWh x \$0.00513	\$261.57
Customer charge		\$126.47

Your Delivery charges include:

- \$88.27 transmission charges
- \$970.07 distribution charges
- \$7.65 nuclear decommissioning charges
- \$482.97 public purpose programs charge
- \$47.42 new system generation charge

Your Generation charges include:

- \$32.63 competition transition charge
- Your overall energy charges include:**
- \$46.28 franchise fees

Additional information:

- Service voltage: 480 volts

Generation charges

DWR		
DWR energy credit	50,987 kWh x -\$0.00463	-\$236.07
SCE		

(Continued on next page)

Service account 3-018-2023-06
 Service address 51320 150TH ST W
 ROSAMOND, CA 93560
 Rotating outage Group A047

Barnwell

Compare the electricity you are using

For meter 345M-006350 from Aug 30 '12 to Oct 2 '12
 Total electricity you used this month in kWh

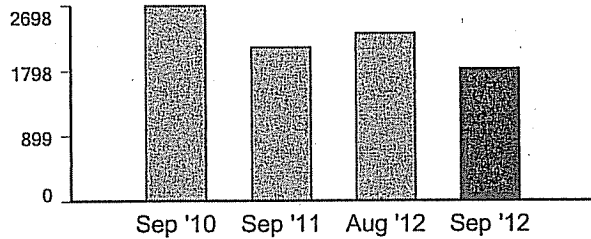
60,426

Your next meter read will be on or about Nov 2 '12.

	Electricity (kWh)	Demand (kW)	
Summer Season			
On peak	10,759	130	(Sep 4 '12 12:30 to 12:45)
Mid peak	16,001	129	(Sep 4 '12 20:45 to 21:00)
Off peak	33,659	129	(Sep 5 '12 01:00 to 01:15)
Winter Season			
Mid peak	4	2	(Oct 1 '12 15:15 to 15:30)
Off peak	3	1	(Oct 1 '12 21:15 to 21:30)
Total	60,426		

Maximum demand is 130 kW

Your daily average electricity usage (kWh)



Usage comparison

	Sep '10	Sep '11	Oct '11	Nov '11	Dec '11	Jan '12	Feb '12	Mar '12	Apr '12	May '12	Jun '12	Jul '12	Aug '12	Sep '12
Total kWh used	80,929	70,231	16,983	0	0	49	72	31,619	53,434	80,871	79,220	81,384	65,156	60,426
Number of days	30	33	31	32	31	28	33	29	28	33	28	31	28	33
Appx. average kWh used/day	2,697	2,128	547	0	0	1	2	1,090	1,908	2,450	2,829	2,625	2,327	1,831

Details of your new charges

Your rate: TOU-PA-B
 Billing period: Aug 30 '12 to Oct 2 '12 (33 days Summer/Winter Season)

Delivery charges

Facilities rel demand	130 kW x \$8.07000 x 32/33 days	\$1,017.31
Facilities rel demand	130 kW x \$8.40000 x 1/33 days	\$33.09
Energy-Summer		
On peak	10,759 kWh x \$0.01211	\$130.29
Mid peak	16,001 kWh x \$0.01211	\$193.77
Off peak	33,659 kWh x \$0.01211	\$407.61
Energy-Winter		
Mid peak	4 kWh x \$0.01216	\$0.05
Off peak	3 kWh x \$0.01216	\$0.04
DWR bond charge	60,426 kWh x \$0.00513	\$309.99
Customer charge		\$126.47

Your Delivery charges include:

- \$108.85 transmission charges
- \$1,147.79 distribution charges
- \$9.06 nuclear decommissioning charges
- \$572.24 public purpose programs charge
- \$56.19 new system generation charge

Your Generation charges include:

- \$38.67 competition transition charge

Generation charges

DWR		
DWR energy credit	60,426 kWh x -\$0.00463	-\$279.77
SCE		

Your overall energy charges include:

- \$55.21 franchise fees

Additional information:

- Service voltage: 480 volts

(Continued on next page)

Service account 3-018-2031-52
Service address 51251 140TH ST W
ROSAMOND, CA 93560
Rotating outage Group A047

Yard well

Compare the electricity you are using

For meter 345M-006685 from Aug 2 '12 to Aug 31 '12
Total electricity you used this month in kWh

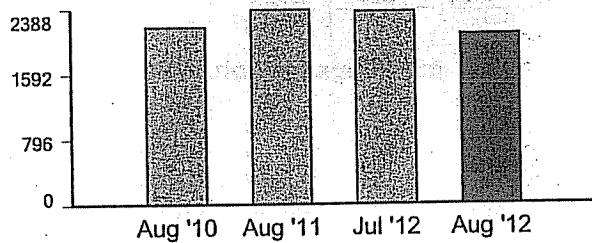
60,579

Your next meter read will be on or about Nov 2 '12.

Maximum demand is 128 kW

	Electricity (kWh)	Demand (kW)	
Summer Season			
On peak	10,746	127	(Aug 16 '12 13:30 to 13:45)
Mid peak	16,286	127	(Aug 9 '12 10:00 to 10:15)
Off peak	33,547	128	(Aug 27 '12 07:45 to 08:00)
Total	60,579		

Your daily average electricity usage (kWh)



Usage comparison

	Aug '10	Aug '11	Sep '11	Oct '11	Nov '11	Dec '11	Jan '12	Feb '12	Mar '12	Apr '12	May '12	Jun '12	Jul '12	Aug '12
Total kWh used	63,145	69,245	72,924	15,922	155	10,998	24,106	37,805	42,154	47,863	72,044	56,576	73,471	60,579
Number of days	29	29	33	31	32	31	28	32	30	28	33	28	31	29
Appx. average kWh used/day	2,177	2,387	2,209	513	4	354	860	1,181	1,405	1,709	2,183	2,020	2,370	2,088

Details of your new charges

Your rate: TOU-PA-B

Billing period: Aug 2 '12 to Aug 31 '12 (29 days)

Delivery charges

Facilities rel demand 128 kW x \$8.07000
Energy-Summer
On peak 10,746 kWh x \$0.01211
Mid peak 16,286 kWh x \$0.01211
Off peak 33,547 kWh x \$0.01211
DWR bond charge 60,579 kWh x \$0.00513
Customer charge

\$1,032.96

Your Delivery charges include:

- \$104.74 transmission charges
- \$1,134.65 distribution charges
- \$9.09 nuclear decommissioning charges
- \$573.68 public purpose programs charge
- \$56.34 new system generation charge

Generation charges

DWR
DWR energy credit 60,579 kWh x -\$0.00463
SCE
Demand-Summer
On peak 127 kW x \$8.72000
Mid peak 127 kW x \$2.09000

-\$280.48

Your Generation charges include:

- \$38.77 competition transition charge

\$1,107.44
\$265.43

Your overall energy charges include:

- \$55.27 franchise fees

(Continued on next page)

(Continued on next page)

Service account 3-018-2031-52
Service address 51251 140TH ST W
ROSAMOND, CA 93560
Rotating outage Group A047

paid well

Compare the electricity you are using

For meter 345M-006685 from Aug 31 '12 to Oct 2 '12
Total electricity you used this month in kWh

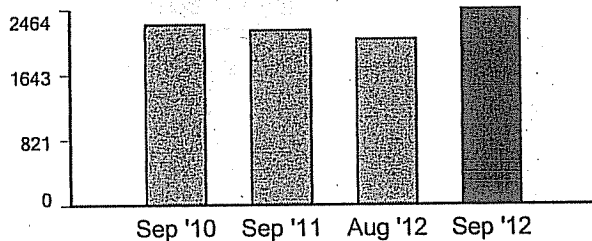
78,860

Your next meter read will be on or about Nov 2 '12.

	Electricity (kWh)	Demand (kW)	
Summer Season			
On peak	13,410	129	(Aug 31 '12 17:15 to 17:30)
Mid peak	20,553	129	(Aug 31 '12 18:00 to 18:15)
Off peak	41,967	129	(Sep 5 '12 07:45 to 08:00)
Winter Season			
Mid peak	1,570	125	(Oct 1 '12 10:30 to 10:45)
Off peak	1,360	125	(Oct 1 '12 07:00 to 07:15)
Total	78,860		

Maximum demand is 129 kW

Your daily average electricity usage (kWh)



Usage comparison

	Sep '10	Sep '11	Oct '11	Nov '11	Dec '11	Jan '12	Feb '12	Mar '12	Apr '12	May '12	Jun '12	Jul '12	Aug '12	Sep '12
Total kWh used	68,534	72,924	15,922	155	10,998	24,106	37,805	42,154	47,863	72,044	56,576	73,471	60,579	78,860
Number of days	30	33	31	32	31	28	32	30	28	33	28	31	29	32
Appx. average kWh used/day	2,284	2,209	513	4	354	860	1,181	1,405	1,709	2,183	2,020	2,370	2,088	2,464

Details of your new charges

Your rate: TOU-PA-B
Billing period: Aug 31 '12 to Oct 2 '12 (32 days Summer/Winter Season)

Delivery charges

Facilities rel demand	129 kW x \$8.07000 x 31/32 days	\$1,008.50
Facilities rel demand	129 kW x \$8.40000 x 1/32 days	\$33.86
Energy-Summer		
On peak	13,410 kWh x \$0.01211	\$162.40
Mid peak	20,553 kWh x \$0.01211	\$248.90
Off peak	41,967 kWh x \$0.01211	\$508.22
Energy-Winter		
Mid peak	1,570 kWh x \$0.01216	\$19.09
Off peak	1,360 kWh x \$0.01216	\$16.54
DWR bond charge	78,860 kWh x \$0.00513	\$404.55
Customer charge		\$126.47

Your Delivery charges include:

- \$88.03 transmission charges
- \$1,184.92 distribution charges
- \$11.83 nuclear decommissioning charges
- \$746.95 public purpose programs charge
- \$73.33 new system generation charge

Your Generation charges include:

- \$50.48 competition transition charge

(Continued on next page)

(Continued on next page)



P.O. Box 300
Rosemead, CA
91772-0001
www.sce.com

Your electricity bill

JOSE MARITORENA INCORPORATED / Page 1 of 10

For billing and service inquiries call 1-800-990-7788,
Mon - Fri 7 a.m. to 7 p.m. and Saturday 8 a.m. to 5 p.m.
For emergency services call 24 hrs a day, 7 days a week

Customer account 2-22-302-2054

300 PANAMA RD
BAKERSFIELD, CA 93307-6261

Date bill prepared: Nov 8 '12

Your account summary

Amount of your last bill	\$25,635.11
Payment we received on Oct 24 '12 - thank you	-25,635.11
Balance forward	\$0.00
Your new charges	\$9,835.37
Total amount you owe by Nov 27 '12	\$9,835.37

Bill
pd 11-11-12 # 9882

Summary of your billing detail

Service account	Service address	Billing period	Your rate	New charges
3-018-2022-56	14551 W AVENUE B LANCASTER, CA	Oct 2 '12 to Nov 2 '12	TOU-PA-B	\$3,321.67
3-018-2023-06	51320 150TH ST W ROSAMOND, CA	Oct 2 '12 to Nov 2 '12	TOU-PA-B	\$2,850.45
3-018-2023-67	51249 140TH ST W ROSAMOND, CA	Oct 2 '12 to Nov 2 '12	DOMESTIC	\$1.91
3-018-2031-52	51251 140TH ST W ROSAMOND, CA	Oct 2 '12 to Nov 2 '12	TOU-PA-B	\$3,661.34
				\$9,835.37

Please return the payment stub below with your payment and make your check payable to Southern California Edison.
If you want to pay in person, call 1-800-747-8908 for locations, or you can pay online at www.sce.com.

Tear here		Tear here	
(14-574) Facilities req demand	110 kW x \$8.40000	\$924.00	Your energy charges include:
Energy-Winter			• \$136.78 transmission charges
Mid peak	17,470 kWh x \$0.01216	\$212.44	• \$969.36 distribution charges
Off peak	24,711 kWh x \$0.01216	\$300.49	• \$6.33 nuclear decommissioning charges
DWR bond charge	42,181 kWh x \$0.00513	\$216.39	• \$401.56 public purpose programs charge
Customer charge		\$126.47	• \$39.23 new system generation charge
Generation charges			Your Generation charges include:
DWR			• \$27.00 competition transition charge
DWR energy credit	42,181 kWh x -\$0.00463	-\$195.30	
SCE			Your overall energy charges include:
Energy-Winter			• \$28.68 franchise fees
Mid peak	17,470 kWh x \$0.05072	\$886.08	
Off peak	24,711 kWh x \$0.02818	\$696.36	

(Continued on next page)

(Continued on next page)

Service account 3-018-2022-56
 Service address 14551 W AVENUE B
 LANCASTER, CA 93534
 Rotating outage Group A047

B-well

Compare the electricity you are using

For meter 3412M-007924 from Oct 2 '12 to Nov 2 '12
 Total electricity you used this month in kWh

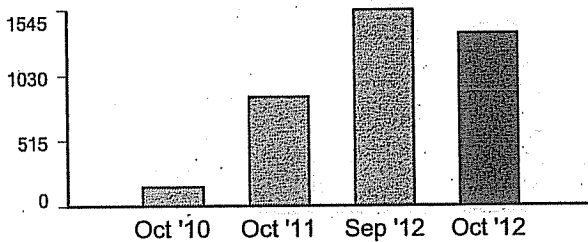
42,181

Your next meter read will be on or about Dec 5 '12.

	Electricity (kWh)	Demand (kW)
Winter Season		
Mid peak	17,470	110 (Oct 26 '12 09:00 to 09:15)
Off peak	24,711	108 (Oct 28 '12 02:30 to 02:45)
Total	42,181	

Maximum demand is 110 kW

Your daily average electricity usage (kWh)



Your monthly usage may be higher than usual...
 Based on your historical usage pattern, your monthly usage is trending higher than normal. As a result, you may notice an increase in your bill. If you would like information on tips and programs that can help you lower your energy usage and your bill, please visit www.sce.com/billhelper.

Usage comparison

	Oct '10	Oct '11	Nov '11	Dec '11	Jan '12	Feb '12	Mar '12	Apr '12	May '12	Jun '12	Jul '12	Aug '12	Sep '12	Oct '12
Total kWh used	4,873	26,739	25	22	7,548	30,482	17,549	35,315	60,789	45,744	52,973	57,528	50,987	42,181
Number of days	32	31	32	31	28	32	30	29	32	28	31	28	33	31
Appx. average kWh used/day	152	862	0	0	269	952	584	1,217	1,899	1,633	1,708	2,054	1,545	1,360

Details of your new charges

Your rate: TOU-PA-B
 Billing period: Oct 2 '12 to Nov 2 '12 (31 days)

Delivery charges

Facilities rel demand 110 kW x \$8.40000
 Energy-Winter
 Mid peak 17,470 kWh x \$0.01216
 Off peak 24,711 kWh x \$0.01216
 DWR bond charge 42,181 kWh x \$0.00513
 Customer charge

\$924.00

Your Delivery charges include:

- \$136.78 transmission charges
- \$969.36 distribution charges
- \$6.33 nuclear decommissioning charges
- \$401.56 public purpose programs charge
- \$39.23 new system generation charge

Generation charges

DWR
 DWR energy credit 42,181 kWh x -\$0.00463
 SCE
 Energy-Winter
 Mid peak 17,470 kWh x \$0.05072
 Off peak 24,711 kWh x \$0.02818

-\$195.30

Your Generation charges include:

- \$27.00 competition transition charge

\$886.08

\$696.36

Your overall energy charges include:

- \$28.68 franchise fees

(Continued on next page)

(Continued on next page)

Service account 3-018-2023-06
Service address 51320 150TH ST W
ROSAMOND, CA 93560
Rotating outage Group A047

Barn well

Compare the electricity you are using

For meter 345M-006350 from Oct 2 '12 to Nov 2 '12
Total electricity you used this month in kWh

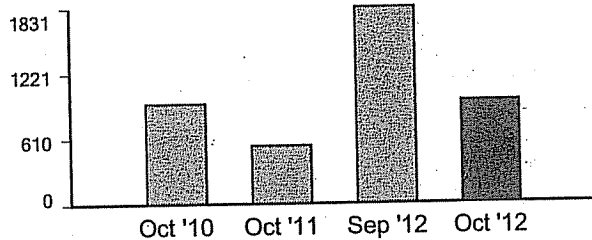
29,664

Your next meter read will be on or about Dec 5 '12.

Maximum demand is 131 kW

	Electricity (kWh)	Demand (kW)	
Winter Season			
Mid peak	12,472	131	(Oct 2 '12 14:45 to 15:00)
Off peak	17,192	131	(Oct 6 '12 09:30 to 09:45)
Total	29,664		

Your daily average electricity usage (kWh)



Your monthly usage may be higher than usual...
Based on your historical usage pattern, your monthly usage is trending higher than normal. As a result, you may notice an increase in your bill. If you would like information on tips and programs that can help you lower your energy usage and your bill, please visit www.sce.com/billhelper.

Usage comparison

	Oct '10	Oct '11	Nov '11	Dec '11	Jan '12	Feb '12	Mar '12	Apr '12	May '12	Jun '12	Jul '12	Aug '12	Sep '12	Oct '12
Total kWh used	30,071	16,983	0	0	49	72	31,619	53,434	80,871	79,220	81,384	65,156	60,426	29,664
Number of days	32	31	32	31	28	33	29	28	33	28	31	28	33	31
Appx. average kWh used/day	939	547	0	0	1	2	1,090	1,908	2,450	2,829	2,625	2,327	1,831	956

Details of your new charges

Your rate: TOU-PA-B
Billing period: Oct 2 '12 to Nov 2 '12 (31 days)

Delivery charges

Facilities rel demand	131 kW x \$8.40000	\$1,100.40
Energy-Winter		
Mid peak	12,472 kWh x \$0.01216	\$151.66
Off peak	17,192 kWh x \$0.01216	\$209.05
DWR bond charge	29,664 kWh x \$0.00513	\$152.18
Customer charge		\$126.47

Your Delivery charges include:

- \$184.70 transmission charges
- \$1,081.32 distribution charges
- \$4.45 nuclear decommissioning charges
- \$282.40 public purpose programs charge
- \$27.59 new system generation charge

Generation charges

DWR		
DWR energy credit	29,664 kWh x -\$0.00463	-\$137.34
SCE		
Energy-Winter		
Mid peak	12,472 kWh x \$0.05072	\$632.58
Off peak	17,192 kWh x \$0.02818	\$484.47

Your Generation charges include:

- \$18.98 competition transition charge

Your overall energy charges include:

- \$24.63 franchise fees

(Continued on next page)

(Continued on next page)

Service account 3-018-2031-52
 Service address 51251 140TH ST W
 ROSAMOND, CA 93560
 Rotating outage Group A047

yard well

Compare the electricity you are using

For meter 345M-006685 from Oct 2 '12 to Nov 2 '12
Total electricity you used this month in kWh

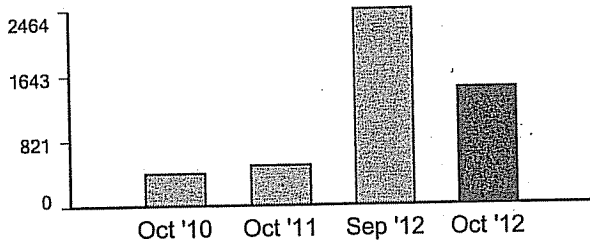
45,768

Your next meter read will be on or about Dec 5 '12.

Maximum demand is 128 kW

	Electricity (kWh)	Demand (kW)	
Winter Season			
Mid peak	18,640	128	(Oct 5 '12 15:45 to 16:00)
Off peak	27,128	127	(Oct 3 '12 06:45 to 07:00)
Total	45,768		

Your daily average electricity usage (kWh)



Your monthly usage may be higher than usual...
 Based on your historical usage pattern, your monthly usage is trending higher than normal. As a result, you may notice an increase in your bill. If you would like information on tips and programs that can help you lower your energy usage and your bill, please visit www.sce.com/billhelper.

Usage comparison

	Oct '10	Oct '11	Nov '11	Dec '11	Jan '12	Feb '12	Mar '12	Apr '12	May '12	Jun '12	Jul '12	Aug '12	Sep '12	Oct '12
Total kWh used	13,289	15,922	155	10,998	24,106	37,805	42,154	47,863	72,044	56,576	73,471	60,579	78,860	45,768
Number of days	32	31	32	31	28	32	30	28	33	28	31	29	32	31
Appx. average kWh used/day	415	513	4	354	860	1,181	1,405	1,709	2,183	2,020	2,370	2,088	2,464	1,476

Details of your new charges

Your rate: TOU-PA-B
 Billing period: Oct 2 '12 to Nov 2 '12 (31 days)

Delivery charges

Facilities rel demand	128 kW x \$8.40000	\$1,075.20
Energy-Winter		
Mid peak	18,640 kWh x \$0.01216	\$226.66
Off peak	27,128 kWh x \$0.01216	\$329.88
DWR bond charge	45,768 kWh x \$0.00513	\$234.79
Customer charge		\$126.47

Your Delivery charges include:

- \$162.69 transmission charges
- \$1,099.39 distribution charges
- \$6.87 nuclear decommissioning charges
- \$435.71 public purpose programs charge
- \$42.57 new system generation charge

Generation charges

DWR		
DWR energy credit	45,768 kWh x -\$0.00463	-\$211.91
SCE		
Energy-Winter		
Mid peak	18,640 kWh x \$0.05072	\$945.42
Off peak	27,128 kWh x \$0.02818	\$764.47

- ### Your Generation charges include:
- \$29.29 competition transition charge

- ### Your overall energy charges include:
- \$31.61 franchise fees

Subtotal of your new charges		\$3,490.98
Los Angeles Co UUT	\$3,490.98 x 4.50000%	\$157.09
State tax	45,768 kWh x \$0.00029	\$13.27
Your new charges		\$3,661.34

Additional information:

- Service voltage: 480 volts



SOUTHERN CALIFORNIA
EDISON[®]

An EDISON INTERNATIONAL[®] Company

P.O. Box 300
Rosemead, CA
91772-0001
www.sce.com

Your electricity bill

JOSE MARITORENA INCORPORATED / Page 1 of 8

For billing and service inquiries call 1-800-990-7788,
Mon - Fri 7 a.m. to 7 p.m. and Saturday 8 a.m. to 5 p.m.
For emergency services call 24 hrs a day, 7 days a week

Customer account 2-22-302-2054

300 PANAMA RD
BAKERSFIELD, CA 93307-6261

Date bill prepared: Dec 11 '12

Your account summary

Amount of your last bill	\$9,835.37
Payment we received on Nov 15 '12 - thank you	-\$9,835.37
Balance forward	\$0.00
Your new charges	\$3,307.81

Bill



Total amount you owe by Dec 31 '12

\$3,307.81

Pd 12-24-12 # 9941

Summary of your billing detail

Service account	Service address	Billing period	Your rate	New charges
3-018-2022-56	14551 W AVENUE B LANCASTER, CA	Nov 2 '12 to Dec 4 '12	TOU-PA-B	\$1,463.70
3-018-2023-06	51320 150TH ST W ROSAMOND, CA	Nov 2 '12 to Dec 4 '12	TOU-PA-B	\$149.85
3-018-2023-67	51249 140TH ST W ROSAMOND, CA		DOMESTIC	\$0.00
To be billed at a later date				
3-018-2031-52	51251 140TH ST W ROSAMOND, CA	Nov 2 '12 to Dec 4 '12	TOU-PA-B	\$1,694.26
				\$3,307.81

Please return the payment stub below with your payment and make your check payable to Southern California Edison.
If you want to pay in person, call 1-800-747-8908 for locations, or you can pay online at www.sce.com.

(14-574)

Tear here

Tear here

Service account 3-018-2022-56
 Service address 14551 W AVENUE B
 LANCASTER, CA 93534
 Rotating outage Group A047

B-well

Compare the electricity you are using

For meter 3412M-007924 from Nov 2 '12 to Dec 4 '12
 Total electricity you used this month in kWh

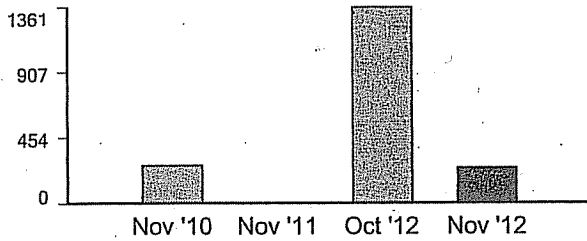
7,919

Your next meter read will be on or about Jan 4 '13.

	Electricity (kWh)	Demand (kW)
Winter Season		
Mid peak	2,209	107 (Nov 5 '12 11:30 to 11:45)
Off peak	5,710	107 (Nov 4 '12 06:15 to 06:30)
Total	7,919	

Maximum demand is 107 kW

Your daily average electricity usage (kWh)



Your monthly usage may be higher than usual...
 Based on your historical usage pattern, your monthly usage is trending higher than normal. As a result, you may notice an increase in your bill. If you would like information on tips and programs that can help you lower your energy usage and your bill, please visit www.sce.com/billhelper.

Usage comparison

	Nov '10	Nov '11	Dec '11	Jan '12	Feb '12	Mar '12	Apr '12	May '12	Jun '12	Jul '12	Aug '12	Sep '12	Oct '12	Nov '12
Total kWh used	8,151	25	22	7,548	30,482	17,549	35,315	60,789	45,744	52,973	57,528	50,987	42,181	7,919
Number of days	31	32	31	28	32	30	29	32	28	31	28	33	31	32
Appx. average kWh used/day	262	0	0	269	952	584	1,217	1,899	1,633	1,708	2,054	1,545	1,360	247

Details of your new charges

Your rate: TOU-PA-B
 Billing period: Nov 2 '12 to Dec 4 '12 (32 days)

Delivery charges

Facilities rel demand	107 kW x \$8.40000	\$898.80
Energy-Winter		
Mid peak	2,209 kWh x \$0.01216	\$26.86
Off peak	5,710 kWh x \$0.01216	\$69.43
DWR bond charge	7,919 kWh x \$0.00513	\$40.62
Customer charge		\$126.47

Your Delivery charges include:

- \$168.16 transmission charges
- \$867.57 distribution charges
- \$1.19 nuclear decommissioning charges
- \$75.39 public purpose programs charge
- \$7.36 new system generation charge

Generation charges

DWR		
DWR energy credit	7,919 kWh x -\$0.00463	-\$36.66
SCE		
Energy-Winter		
Mid peak	2,209 kWh x \$0.05072	\$112.04
Off peak	5,710 kWh x \$0.02818	\$160.91

Your Generation charges include:

- \$5.07 competition transition charge

Your overall energy charges include:

- \$12.66 franchise fees

Subtotal of your new charges		\$1,398.47
Los Angeles Co UUT	\$1,398.47 x 4.50000%	\$62.93
State tax	7,919 kWh x \$0.00029	\$2.30
Your new charges		\$1,463.70

Additional information:

- Service voltage: 480 volts

Service account 3-018-2031-52
 Service address 51251 140TH ST W
 ROSAMOND, CA 93560
 Rotating outage Group A047

yard well

Compare the electricity you are using

For meter 345M-006685 from Nov 2 '12 to Dec 4 '12
 Total electricity you used this month in kWh

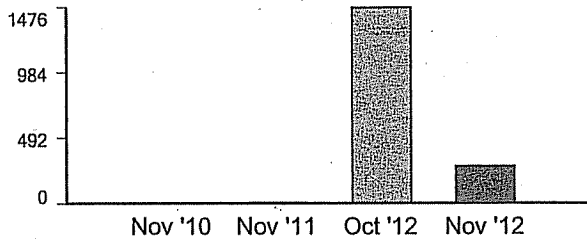
9,008

Your next meter read will be on or about Jan 4 '13.

	Electricity (kWh)	Demand (kW)	
Winter Season			
Mid peak	2,185	127	(Nov 5 '12 11:45 to 12:00)
Off peak	6,823	128	(Nov 3 '12 14:00 to 14:15)
Total	9,008		

Maximum demand is 128 kW

Your daily average electricity usage (kWh)



Your monthly usage may be higher than usual...
 Based on your historical usage pattern, your monthly usage is trending higher than normal. As a result, you may notice an increase in your bill. If you would like information on tips and programs that can help you lower your energy usage and your bill, please visit www.sce.com/billhelper.

Usage comparison

	Nov '10	Nov '11	Dec '11	Jan '12	Feb '12	Mar '12	Apr '12	May '12	Jun '12	Jul '12	Aug '12	Sep '12	Oct '12	Nov '12
Total kWh used	4	155	10,998	24,106	37,805	42,154	47,863	72,044	56,576	73,471	60,579	78,860	45,768	9,008
Number of days	31	32	31	28	32	30	28	33	28	31	29	32	31	32
Appx. average kWh used/day	0	4	354	860	1,181	1,405	1,709	2,183	2,020	2,370	2,088	2,464	1,476	281

Details of your new charges

Your rate: TOU-PA-B
 Billing period: Nov 2 '12 to Dec 4 '12 (32 days)

Delivery charges

Facilities rel demand	128 kW x \$8.40000	\$1,075.20
Energy-Winter		
Mid peak	2,185 kWh x \$0.01216	\$26.57
Off peak	6,823 kWh x \$0.01216	\$82.97
DWR bond charge	9,008 kWh x \$0.00513	\$46.21
Customer charge		\$126.47

Your Delivery charges include:

- \$201.65 transmission charges
- \$1,011.91 distribution charges
- \$1.35 nuclear decommissioning charges
- \$85.76 public purpose programs charge
- \$8.38 new system generation charge

Generation charges

DWR		
DWR energy credit	9,008 kWh x -\$0.00463	-\$41.71
SCE		
Energy-Winter		
Mid peak	2,185 kWh x \$0.05072	\$110.82
Off peak	6,823 kWh x \$0.02818	\$192.27

Your Generation charges include:

- \$5.77 competition transition charge

Subtotal of your new charges		\$1,618.80
Los Angeles Co UUT	\$1,618.80 x 4.50000%	\$72.85
State tax	9,008 kWh x \$0.00029	\$2.61
Your new charges		\$1,694.26

Your overall energy charges include:

- \$14.66 franchise fees

Additional information:

- Service voltage: 480 volts



P.O. Box 300
 Rosemead, CA
 91772-0001
 www.sce.com

Your electricity bill

JOSE MARITORENA INCORPORATED / Page 1 of 14

For billing and service inquiries call 1-800-990-7788,
 Mon - Fri 7 a.m. to 7 p.m. and Saturday 8 a.m. to 5 p.m.
 For emergency services call 24 hrs a day, 7 days a week

Customer account 2-22-302-2054

300 PANAMA RD
 BAKERSFIELD, CA 93307-6261

Date bill prepared: Jan 10 '13

2012

Your account summary

Amount of your last bill	\$3,307.81
Payment we received on Dec 28 '12 - thank you	-\$3,307.81
Balance forward	\$0.00
Your new charges	\$3,072.57
Total amount you owe by Jan 29 '13	\$3,072.57

Bio Lho

pd 1-14-13 # 9977

Summary of your billing detail

Service account	Service address	Billing period	Your rate	New charges
3-018-2022-56	14551 W AVENUE B LANCASTER, CA	Dec 4 '12 to Jan 4 '13	TOU-PA-B	\$1,225.46
3-018-2023-06	51320 150TH ST W ROSAMOND, CA	Dec 4 '12 to Jan 4 '13	TOU-PA-B	\$161.40
3-018-2023-67	51249 140TH ST W ROSAMOND, CA	Nov 2 '12 to Dec 5 '12	DOMESTIC	\$2.04
3-018-2031-52	51251 140TH ST W ROSAMOND, CA	Dec 4 '12 to Jan 4 '13	TOU-PA-B	\$1,683.67
				\$3,072.57

Please return the payment stub below with your payment and make your check payable to Southern California Edison.
 If you want to pay in person, call 1-800-747-8908 for locations, or you can pay online at www.sce.com.

(14-574) Tear here

Tear here

Service account 3-018-2022-56
 Service address 14551 W AVENUE B
 LANCASTER, CA 93534
 Rotating outage Group A047

B-well

Compare the electricity you are using

For meter 3412M-007924 from Dec 4 '12 to Jan 4 '13
 Total electricity you used this month in kWh

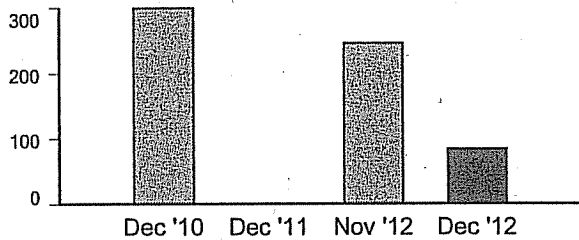
2,633

Your next meter read will be on or about Feb 4 '13.

	Electricity (kWh)	Demand (kW)
Winter Season		
Mid peak	1,453	107 (Dec 27 '12 10:30 to 10:45)
Off peak	1,180	106 (Dec 27 '12 06:00 to 06:15)
Total	2,633	

Maximum demand is 107 kW

Your daily average electricity usage (kWh)



Your monthly usage may be higher than usual...
 Based on your historical usage pattern, your monthly usage is trending higher than normal. As a result, you may notice an increase in your bill. If you would like information on tips and programs that can help you lower your energy usage and your bill, please visit www.sce.com/billhelper.

Usage comparison

	Dec '10	Dec '11	Jan '12	Feb '12	Mar '12	Apr '12	May '12	Jun '12	Jul '12	Aug '12	Sep '12	Oct '12	Nov '12	Dec '12
Total kWh used	9,913	22	7,548	30,482	17,549	35,315	60,789	45,744	52,973	57,528	50,987	42,181	7,919	2,633
Number of days	33	31	28	32	30	29	32	28	31	28	33	31	32	31
Appx. average kWh used/day	300	0	269	952	584	1,217	1,899	1,633	1,708	2,054	1,545	1,360	247	84

Details of your new charges

Your rate: TOU-PA-B
 Billing period: Dec 4 '12 to Jan 4 '13 (31 days)

Delivery charges

Facilities rel demand	107 kW x \$8.40000 x 28/31 days	\$811.82
Facilities rel demand	107 kW x \$8.83000 x 3/31 days	\$91.43
Energy-Winter		
Mid peak	1,312 kWh x \$0.01216	\$15.95
Off peak	1,066 kWh x \$0.01216	\$12.96
Mid peak	141 kWh x \$0.01198	\$1.69
Off peak	114 kWh x \$0.01198	\$1.37
DWR bond charge	2,378 kWh x \$0.00513	\$12.20
DWR bond charge	255 kWh x \$0.00493	\$1.26
Customer charge		\$114.23
Customer charge		\$13.01

Your Delivery charges include:

- \$173.81 transmission charges
- \$860.14 distribution charges
- \$0.40 nuclear decommissioning charges
- \$25.03 public purpose programs charge
- \$2.46 new system generation charge

Your Generation charges include:

- \$1.69 competition transition charge

Your overall energy charges include:

- \$10.61 franchise fees

Generation charges

DWR		
DWR energy credit	2,378 kWh x -\$0.00463	-\$11.01
DWR energy credit	255 kWh x -\$0.00097	-\$0.25
SCE		
Energy-Winter		
Mid peak	1,312 kWh x \$0.05072	\$66.54

Additional information:

- Service voltage: 480 volts

(Continued on next page)

Service account 3-018-2023-06
 Service address 51320 150TH ST W
 ROSAMOND, CA 93560
 Rotating outage Group A047

Barn well

Compare the electricity you are using

For meter 345M-006350 from Dec 4 '12 to Jan 4 '13
 Total electricity you used this month in kWh

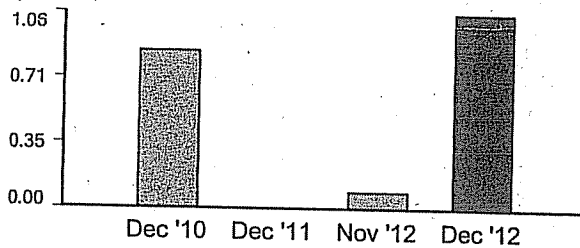
Your next meter read will be on or about Feb 4 '13.

33

	Electricity (kWh)	Demand (kW)	
Winter Season			
Mid peak	23	3	(Dec 26 '12 13:45 to 14:00)
Off peak	10	1	(Dec 28 '12 21:00 to 21:15)
Total	33		

Maximum demand is 3 kW

Your daily average electricity usage (kWh)



Usage comparison

	Dec '10	Dec '11	Jan '12	Feb '12	Mar '12	Apr '12	May '12	Jun '12	Jul '12	Aug '12	Sep '12	Oct '12	Nov '12	Dec '12
Total kWh used	28	0	49	72	31,619	53,434	80,871	79,220	81,384	65,156	60,426	29,664	3	33
Number of days	33	31	28	33	29	28	33	28	31	28	33	31	32	31
Appx. average kWh used/day	0	0	1	2	1,090	1,908	2,450	2,829	2,625	2,327	1,831	956	0	1

Details of your new charges

Your rate: TOU-PA-B

Billing period: Dec 4 '12 to Jan 4 '13 (31 days)

Delivery charges

Facilities rel demand	3 kW x \$8.40000 x 28/31 days	\$22.76
Facilities rel demand	3 kW x \$8.83000 x 3/31 days	\$2.56
Energy-Winter		
Mid peak	21 kWh x \$0.01216	\$0.26
Off peak	9 kWh x \$0.01216	\$0.11
Mid peak	2 kWh x \$0.01198	\$0.02
Off peak	1 kWh x \$0.01198	\$0.01
DWR bond charge	30 kWh x \$0.00513	\$0.15
DWR bond charge	3 kWh x \$0.00493	\$0.01
Customer charge		\$114.23
Customer charge		\$13.01

Your Delivery charges include:

- \$4.92 transmission charges
- \$147.68 distribution charges
- \$0.32 public purpose programs charge
- \$0.03 new system generation charge

Your Generation charges include:

- \$0.02 competition transition charge

Your overall energy charges include:

- \$1.40 franchise fees

Generation charges

DWR		
DWR energy credit	30 kWh x -\$0.00463	-\$0.14
SCE		
Energy-Winter		
Mid peak	21 kWh x \$0.05072	\$1.07
Off peak	9 kWh x \$0.02818	\$0.25
Mid peak	2 kWh x \$0.05352	\$0.11

Additional information:

- Service voltage: 480 volts

(Continued on next page)

Service account 3-018-2031-52
Service address 51251 140TH ST W
ROSAMOND, CA 93560
Rotating outage Group A047

yard well

Compare the electricity you are using

For meter 345M-006685 from Dec 4 '12 to Jan 4 '13
Total electricity you used this month in kWh

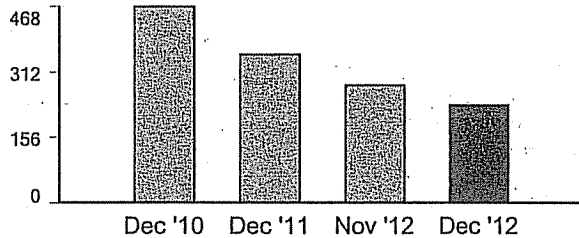
7,283

Your next meter read will be on or about Feb 4 '13.

	Electricity (kWh)	Demand (kW)
Winter Season		
Mid peak	4,090	129 (Dec 26 '12 14:15 to 14:30)
Off peak	3,193	126 (Dec 27 '12 01:30 to 01:45)
Total	7,283	

Maximum demand is 129 kW

Your daily average electricity usage (kWh)



Usage comparison

	Dec '10	Dec '11	Jan '12	Feb '12	Mar '12	Apr '12	May '12	Jun '12	Jul '12	Aug '12	Sep '12	Oct '12	Nov '12	Dec '12
Total kWh used	15,458	10,998	24,106	37,805	42,154	47,863	72,044	56,576	73,471	60,579	78,860	45,768	9,008	7,283
Number of days	33	31	28	32	30	28	33	28	31	29	32	31	32	31
Appx. average kWh used/day	468	354	860	1,181	1,405	1,709	2,183	2,020	2,370	2,088	2,464	1,476	281	234

Details of your new charges

Your rate: TOU-PA-B
Billing period: Dec 4 '12 to Jan 4 '13 (31 days)

Delivery charges

Facilities rel demand	129 kW x \$8.40000 x 28/31 days	\$978.74
Facilities rel demand	129 kW x \$8.83000 x 3/31 days	\$110.23
Energy-Winter		
Mid peak	3,694 kWh x \$0.01216	\$44.92
Off peak	2,884 kWh x \$0.01216	\$35.07
Mid peak	396 kWh x \$0.01198	\$4.74
Off peak	309 kWh x \$0.01198	\$3.70
DWR bond charge	6,578 kWh x \$0.00513	\$33.75
DWR bond charge	705 kWh x \$0.00493	\$3.48
Customer charge		\$114.23
Customer charge		\$13.01

Your Delivery charges include:

- \$205.26 transmission charges
- \$1,020.50 distribution charges
- \$1.09 nuclear decommissioning charges
- \$69.23 public purpose programs charge
- \$6.80 new system generation charge

Your Generation charges include:

- \$4.66 competition transition charge

Your overall energy charges include:

- \$14.57 franchise fees

Generation charges

DWR		
DWR energy credit	6,578 kWh x -\$0.00463	-\$30.46
DWR energy credit	705 kWh x -\$0.00097	-\$0.68

Additional information:

- Service voltage: 480 volts

(Continued on next page)