

LAW OFFICES OF
BEST BEST & KRIEGER LLP
5 PARK PLAZA, SUITE 1500
IRVINE, CALIFORNIA 92614

1 BEST BEST & KRIEGER LLP
ERIC L. GARNER, Bar No. 130665
2 JEFFREY V. DUNN, Bar No. 131926
STEFANIE D. HEDLUND, Bar No. 239787
3 18101 VON KARMAN AVENUE, SUITE 1000
IRVINE, CALIFORNIA 92612
4 TELEPHONE: (949) 263-2600
FACSIMILE: (949) 260-0972
5 Attorneys for Cross-Complainant
LOS ANGELES COUNTY WATERWORKS
6 DISTRICT NO. 40

EXEMPT FROM FILING FEES
UNDER GOVERNMENT CODE
SECTION 6103

7 OFFICE OF COUNTY COUNSEL
COUNTY OF LOS ANGELES
8 JOHN F. KRATTLI, Bar No. 82149
COUNTY COUNSEL
9 WARREN WELLEN, Bar No. 139152
PRINCIPAL DEPUTY COUNTY COUNSEL
10 500 WEST TEMPLE STREET
LOS ANGELES, CALIFORNIA 90012
11 TELEPHONE: (213) 974-8407
TELECOPIER: (213) 687-7337
12 Attorneys for Cross-Complainant LOS ANGELES
COUNTY WATERWORKS DISTRICT NO. 40
13

14 SUPERIOR COURT OF THE STATE OF CALIFORNIA
15 COUNTY OF LOS ANGELES
16

17 **ANTELOPE VALLEY
GROUNDWATER CASES**

18 Included Actions:
19 Los Angeles County Waterworks District
No. 40 v. Diamond Farming Co., Superior
20 Court of California, County of Los
Angeles, Case No. BC 325201;

21 Los Angeles County Waterworks District
22 No. 40 v. Diamond Farming Co., Superior
Court of California, County of Kern, Case
23 No. S-1500-CV-254-348;

24 Wm. Bolthouse Farms, Inc. v. City of
Lancaster, Diamond Farming Co. v. City of
25 Lancaster, Diamond Farming Co. v.
Palmdale Water Dist., Superior Court of
26 California, County of Riverside, Case Nos.
RIC 353 840, RIC 344 436, RIC 344 668
27

Judicial Council Coordination No. 4408

CLASS ACTION

Santa Clara Case No. 1-05-CV-049053
Assigned to The Honorable Jack Komar

**STIPULATION WITH WAGAS LAND
COMPANY LLC IN LIEU OF
DEPOSITION TESTIMONY OF EDWARD
A. WOPSCHALL FOR PHASE 4 TRIAL**

28
STIPULATION

1 STIPULATION

2 Los Angeles Waterworks District No. 40, City of Palmdale, City of Lancaster, Littlerock
3 Creek Irrigation District, Palm Ranch Irrigation District, Palmdale Water District, Quartz Hill
4 Water District, Rosamond Community Services District, and California Water Service Company
5 (collectively, the "Public Water Suppliers") hereby enter into the following stipulation with
6 Wagas Land Company LLC.

7 **Whereas**, for purposes of the Phase 4 trial the above parties wish to enter into the
8 following stipulation in lieu of taking depositions;

9 **Whereas**, Edward A. Wopschall has signed the attached declaration and the attached
10 supplemental declaration on behalf of Wagas Land Company LLC and under penalty of perjury
11 (collectively "Wopschall Declarations") ;


12 **NOW, THEREFORE**, in consideration and on the basis of the foregoing recitals, the
13 Public Water Suppliers and Wagas Land Company LLC, enter into the following stipulation:

- 14 1. Based on the attached Wopschall Declarations, the Public Water Suppliers will
- 15 forego taking the deposition of Edward A. Wopschall during discovery for the Phase 4 trial;
- 16 2. The attached Wopschall Declarations may be used in the same manner at trial as a
- 17 deposition transcript executed under penalty of perjury by the Public Water Suppliers.
- 18 3. The Public Water Suppliers reserve the right to depose Edward A. Wopschall
- 19 during discovery for subsequent trial phases; and
- 20 4. The Public Water Suppliers reserve their right to challenge the testimony of

21 Edward A. Wopschall at trial.
22 Dated: May __, 2013

BEST BEST & KRIEGER LLP

23
24 By



ERIC GARNER
JEFFREY V. DUNN
STEPHANIE D. HEDLUND
Attorneys for Cross-Complainant
LOS ANGELES COUNTY
WATERWORKS DISTRICT NO. 40

LAW OFFICES OF
BEST BEST & KRIEGER LLP
5 PARK PLAZA, SUITE 1500
IRVINE, CALIFORNIA 92614

LAW OFFICES OF
BEST BEST & KRIEGER LLP
3750 UNIVERSITY AVENUE, SUITE 400
P.O. BOX 1028
RIVERSIDE, CALIFORNIA 92502

1
2
3
4
5
6
7
8
9
10
11
12
13
14
15
16
17
18
19
20
21
22
23
24
25
26
27
28

Dated: May 16, 2013

By _____
JAMES L. MARKMAN
STEVEN ORR
Attorneys for Cross-Defendant
CITY OF PALMDALE

Dated: May __, 2013

By _____
DOUGLAS J. EVERTZ
Attorneys for Cross-Defendant
CITY OF LANCASTER AND
ROSAMOND COMMUNITY SERVICES
DISTRICT

Dated: May __, 2013

By _____
WAYNE LEMIEUX
Attorneys for Cross-Defendant
LITTLE ROCK CREEK IRRIGATION
DISTRICT AND PALM RANCH
IRRIGATION DISTRICT

Dated: May __, 2013

By _____
THOMAS BUNN III
Attorneys for Cross-Defendant
PALMDALE WATER DISTRICT

Dated: May __, 2013

By _____
BRADLEY T. WEEKS
Attorneys for Cross-Defendant
QUARTZ HILL WATER DISTRICT

LA


LAW OFFICES OF
BEST BEST & KRIEBER LLP
3750 UNIVERSITY AVENUE, SUITE 400
P.O. BOX 1028
RIVERSIDE, CALIFORNIA 92502

1
2
3
4
5
6
7
8
9
10
11
12
13
14
15
16
17
18
19
20
21
22
23
24
25
26
27
28

Dated: May __, 2013

By _____
JAMES L. MARKMAN
STEVEN ORR
Attorneys for Cross-Defendant
CITY OF PALMDALE

Dated: May 16, 2013

By  _____
DOUGLAS J. EVERTZ
Attorneys for Cross-Defendant
CITY OF LANCASTER AND
ROSAMOND COMMUNITY SERVICES
DISTRICT

Dated: May __, 2013

By _____
WAYNE LEMIEUX
Attorneys for Cross-Defendant
LITTLEROCK CREEK IRRIGATION
DISTRICT AND PALM RANCH
IRRIGATION DISTRICT

Dated: May __, 2013

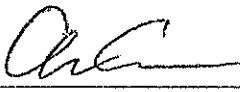
By _____
THOMAS BUNN III
Attorneys for Cross-Defendant
PALMDALE WATER DISTRICT

Dated: May __, 2013

By _____
BRADLEY T. WEEKS
Attorneys for Cross-Defendant
QUARTZ HILL WATER DISTRICT

1 DATED: May 16, 2013

LEMIEUX & O'NEILL

2
3 By 

4 Christine Carson, Attorneys for
5 LITTLE ROCK CREEK IRRIGATION DISTRICT,
6 PALM RANCH IRRIGATION DISTRICT,
7 NORTH EDWARDS WATER DISTRICT, DESERT LAKE
8 COMMUNITY SERVICES DISTRICT
9
10
11
12
13
14
15
16
17
18
19
20
21
22
23
24
25
26

LAW OFFICES OF
BEST BEST & KRIEGER LLP
3750 UNIVERSITY AVENUE, SUITE 400
P.O. BOX 1028
RIVERSIDE, CALIFORNIA 92502

1 Dated: May __, 2013

2

3

4

5

6

7 Dated: May __, 2013

8

9

10

11

12

13 Dated: May __, 2013

14

15

16

17

18

19

20 Dated: May 16, 2013

21

22

23

24

25

26

27

28

Dated: May __, 2013

By

JAMES L. MARKMAN
STEVEN ORR
Attorneys for Cross-Defendant
CITY OF PALMDALE


By

DOUGLAS J. EVERTZ
Attorneys for Cross-Defendant
CITY OF LANCASTER AND
ROSAMOND COMMUNITY SERVICES
DISTRICT

By

WAYNE LEMIEUX
Attorneys for Cross-Defendant
LITTLE ROCK CREEK IRRIGATION
DISTRICT AND PALM RANCH
IRRIGATION DISTRICT

By


THOMAS BUNN III
Attorneys for Cross-Defendant
PALMDALE WATER DISTRICT

By

BRADLEY T. WEEKS
Attorneys for Cross-Defendant
QUARTZ HILL WATER DISTRICT

LAW OFFICES OF
BEST BEST & KRIEGER LLP
3750 UNIVERSITY AVENUE, SUITE 400
P.O. BOX 1028
RIVERSIDE, CALIFORNIA 92502

1
2
3
4
5
6
7
8
9
10
11
12
13
14
15
16
17
18
19
20
21
22
23
24
25
26
27
28

Dated: May __, 2013

By _____
JAMES L. MARKMAN
STEVEN ORR
Attorneys for Cross-Defendant
CITY OF PALMDALE

Dated: May __, 2013

By _____
DOUGLAS J. EVERTZ
Attorneys for Cross-Defendant
CITY OF LANCASTER AND
ROSAMOND COMMUNITY SERVICES
DISTRICT


Dated: May __, 2013

By _____
WAYNE LEMIEUX
Attorneys for Cross-Defendant
LITTLEROCK CREEK IRRIGATION
DISTRICT AND PALM RANCH
IRRIGATION DISTRICT

Dated: May __, 2013

By _____
THOMAS BUNN III
Attorneys for Cross-Defendant
PALMDALE WATER DISTRICT


Dated: May 21, 2013

By  _____
BRADLEY T. WEEKS
Attorneys for Cross-Defendant
QUARTZ HILL WATER DISTRICT


LAW OFFICES OF
BEST BEST & KRIEGER LLP
3750 UNIVERSITY AVENUE, SUITE 400
P.O. BOX 1028
RIVERSIDE, CALIFORNIA 92502

1
2
3
4
5
6
7
8
9
10
11
12
13
14
15
16
17
18
19
20
21
22
23
24
25
26
27
28

Dated: May 16 2013

By 
JOHN TOOTLE
Attorneys for Cross-Defendant
CALIFORNIA WATER SERVICE
COMPANY

Dated: May 16 2013

By 
EDWARD S. RENWICK
Attorneys for Cross-Defendant
WAGAS LAND COMPANY LLC

26345.00000\7849081.1

**DECLARATION OF
EDWARD A. WOPSCHALL
IN LIEU OF DEPOSITION TESTIMONY
FOR PHASE 4 TRIAL**

1 **HANNA AND MORTON LLP**
2 **EDWARD S. RENWICK** (State Bar No. 29325)
3 444 South Flower Street, Suite 1500
4 Los Angeles, California 90071-2916
5 Telephone: (213) 628-7131
6 Facsimile: (213) 623-3379
7
8 Attorneys for Cross-Defendant
9 **WAGAS LAND COMPANY LLC**

10
11
12
13
14
15
16
17
18
19
20
21
22
23
24
25
26
27
28

SUPERIOR COURT OF THE STATE OF CALIFORNIA
COUNTY OF LOS ANGELES

ANTELOPE VALLEY
GROUNDWATER CASES
Included Consolidated Actions:
Los Angeles County Waterworks District
No. 40 v. Diamond Farming Co., Superior
Court of California, County of Los Angeles
Case No. BC325201
Los Angeles County Waterworks District
No. 40 v. Diamond Farming Co., Superior
Court of California, County of Kern Case
No. S-1500-CV254348
Wm. Bolthouse Farms, Inc. v. City of
Lancaster; Diamond Farming Co. v. City of
Lancaster; Diamond Farming Co. v.
Palmdale Water Dist., Superior Court of
California, County of Riverside,
Consolidated Actions, Case Nos.
RIC353840, RIC344436, RIC344668.
Rebecca Lee Willis v. Los Angeles County
Waterworks District No. 40, Superior
Court of California, County of Los Angeles
Case No. BC364553
Richard A. Wood v. Los Angeles County
Waterworks, District No. 40, Superior
Court of California, County of Los
Angeles, Case No. BC391869

Judicial Council Coordination Proceeding
No. 4408

Santa Clara Case No. 1-05-CV-049053
Assigned to the Hon. Jack Komar

DECLARATION OF EDWARD A.
WOPSCHALL IN LIEU OF DEPOSITION
TESTIMONY FOR PHASE 4 TRIAL

LAW OFFICES OF
BEST BEST & KRIEGER LLP
5 PARK PLAZA, SUITE 1500
IRVINE, CALIFORNIA 92614

1 DECLARATION

2 I, Edward A. Wopschall, declare:

3 1. I am a managing member for Wagas Land Company LLC, a party to this action. In lieu of
4 deposition testimony for the Phase 4 trial, I am providing this declaration. This declaration
5 applies only to the categories I have filled in. The items left blank or crossed out do not apply to
6 me. I have personal knowledge of each fact herein and would testify competently thereto under
7 oath.

8 Property Ownership and Parcel Size

9 2. Wagas Land Company LLC owns property that overlies the Antelope Valley Area of
10 Adjudication as decided by this Court. ~~The land is in both Kern County and in Los Angeles~~
11 ~~County and is identified by the following APN/APNs:~~ The parcels consist of approximately 630
12 acres of contiguous land fronting on Avenue A near 30th Street West. Approximately 1/2 the land
13 is located in Kern County and 1/2 is located in Los Angeles County. The Assessors' parcel
14 numbers are:

15 Los Angeles County 3115-1-17.

16 Los Angeles County 3115-1-18.

17 Los Angeles County 3115-03-1.

18 Los Angeles County 3115-03-2.

19 Kern County 473-021-04.

20 ~~[If additional room is needed, please identify the APN/APNs in Exhibit A.] A true and correct~~
21 ~~copy of Exhibit A is attached hereto and incorporated herein.~~

22 3. Wagas Land Company LLC claims groundwater rights only as to the properties listed in
23 Paragraph 2 and Exhibit A.

24 4. For each APN/APNs identified above, the total acreage by parcel is as follows: I don't
25 know the exact acreage of each of the APNs but the parcels are all contiguous and total
26 approximately 630 acres, 1/2 of which is in Kern County and 1/2 is in Los Angeles County. ~~[If~~
27 ~~additional room is needed, please identify the APN/APNs and parcel size in Exhibit B.] A true~~
28 ~~and correct copy of Exhibit B is attached hereto and incorporated herein.~~

1 5. For each APN/APNs identified above Wagas Land Company LLC and its
2 predecessor entities have owned the property during the following time period: since 1925.
3 Wagas Land Company LLC took title in September 2005. Prior thereto for many years title was
4 held by Wagas Land Company, a partnership aka Wagas Ranch aka Wagas Gun Club. Prior
5 thereto title was held by various entities consisting of at least one corporation, one sole
6 proprietorship and one partnership each of which used the name Wagas Land Company, Wagas
7 Gun Club and or Wagas Ranch.

8
9 6. The following are all individuals/entities appearing on the title for the above identified
10 APN/APNS from Jan 1, 2000 to the present: Wagas Land Company, a general partnership and
11 Wagas Land Company LLC.

12
13 7. For each individual/entity identified in paragraph 6 that individual/entity appeared on the
14 title during the following time: Wagas Land Company LLC took title in September 2005. Prior
15 thereto Wagas Land Company, a general partnership held title.

16
17 Leases

18 8. _____ (declarant or party affiliated with declarant) leases property that
19 _____ own and that overlies the Antelope Valley Area of Adjudication as
20 decided by this court and identified by the following APNS:
21 _____

22 9. The total acreage by parcel is:
23 _____

24 10. The property is currently leased to:
25 _____

26 11. The property was leased on the following dates:
27 _____

28 12. The lease provides that _____ may claim groundwater rights from the use of

1 water on the leased property. Attached to this declaration is a true and correct copy of the lease.

2
3 [If additional room is needed, please list APN/APNs, acreage by APN, Lessee by APN and dates
4 for each Lessee by APN for each parcel in Exhibit C.] A true and correct copy of Exhibit C is
5 attached hereto and incorporated herein.

6
7 13. _____ leases property from _____ which overlies the
8 Antelope Valley Area of Adjudication as decided by this court and is identified by the following
9 APNS:

10 _____

11 14. The total acreage by parcel is:
12 _____

13 15. The Lease provides that _____ may claim groundwater rights from use of
14 water on leased property. Attached to this declaration is a true and correct copy of the lease.

15
16 [If additional room is needed, please attach APN/APNs, Name of the Lessor and acreage by APN
17 for each parcel list in Exhibit D to this declaration.] A true and correct copy of Exhibit D is
18 attached hereto and incorporated herein.

19 16. _____ claims groundwater rights only as to the leasehold interests listed
20 in Paragraph 15 and Exhibit D.

21 17. _____ claims groundwater rights only as to the properties listed in
22 Paragraph 2 and Exhibit A and as to the leasehold interests listed in Paragraph 8 and Exhibit C.

23 18. To the best of my knowledge, only _____ claims groundwater rights as to the
24 leased parcel(s) identified in paragraph 15 and Exhibit D.

25 **Water Meter Records**

26 19. _____ measures the groundwater production on the above referenced
27 properties by water meters. Exhibit E contains the records for these water meters for the
28 following years:

1
2 A true and correct copy of Exhibit E is attached hereto and incorporated herein.

3 20. Exhibit F sets forth the total yearly production amounts by metered water well on the
4 above referenced properties for the years 2000-2004, 2011, and 2012. A true and correct copy of
5 Exhibit F is attached hereto and incorporated herein.

6 **State Water Project Purchases**

7 21. _____ purchases State Water Project water from a State Water Contractor
8 for use by _____ on the properties referenced above. Exhibit G contains true
9 and correct copies of the invoices for delivery of State Water Project Water to the properties
10 referenced above.

11
12
13 22. Exhibit H sets forth the total yearly State Water Project water deliveries to the properties
14 referenced above for the years 2000-2004, 2011, and 2012. A true and correct copy of Exhibit H
15 is attached hereto and incorporated herein.

16 **Pump Tests/ Electric Records**

17 23. In order to calculate groundwater pumped and used on the properties referenced above,
18 Wagas Land Company LLC and Wagas Land Company a general partnership relied on Edison
19 Company pump tests and electric records. Exhibit I contains true and correct copies of the pump
20 test records and electrical records for wells on the properties referenced above. The electric
21 records attached to this declaration as Exhibit I do not include electric use on the properties
22 referenced above for anything other than pumping groundwater.

23 24. Exhibit J I also sets forth the amount of total yearly groundwater that Wagas Land
24 Company LLC estimates was pumped and used on the properties referenced above for the years
25 2000-2004, 2011, and 2012 based on the attached pump test records and electrical records for the
26 wells on the properties referenced above. A true and correct copy of Exhibit J I is attached
27 hereto and incorporated herein.

28 25. Pump tests were performed on the following dates: the dates shown on the Edison pump

1 test records contained in Exhibit I. Edison Company pump tests were also performed for years
2 prior to the years referenced above. We have those records back to and including 1985.

3 26. Wagas Land Company LLC is not producing pump test records for the following dates
4 years prior to 2000 because the Court Order did not direct us to do so.

5 27. I am not aware of any other that Edison Company also conducted pump tests on the
6 properties referenced above prior to 1985 but Edison Company has not preserved those records
7 and neither have we having been performed on the properties referenced above.

8
9 **Pump Tests/Diesel Records**

10 28. In order to calculate groundwater pumped and used on the properties referenced above,
11 _____ relied on pump tests and diesel fuel records. Exhibit K contains
12 true and correct copies of the records pertaining to pump tests and diesel fuel purchases for the
13 properties referenced above. The diesel fuel records attached to this declaration as Exhibit K do
14 not include diesel fuel used on the properties referenced above for anything other than pumping
15 groundwater.

16 29. Exhibit L sets forth the amounts of total yearly groundwater pumped and used on the
17 properties referenced above for the years 2000-2004, 2011, and 2012. A true and correct copy of
18 Exhibit L is attached hereto and incorporated herein.

19 30. Pump tests were performed on the following dates:
20 _____

21 31. _____ is not producing pump test records for the following
22 dates _____ because:
23 _____

24 32. I am not aware of any other pump tests having been performed on the properties
25 referenced above.

26 **Crop Duties and Irrigated Acres**

27 33. In order to calculate water use on the properties referenced above, _____
28 relies on the amount of acres in irrigation on the properties referenced above multiplied by the

LAW OFFICES OF
BEST BEST & KRIEGER LLP
3750 UNIVERSITY AVENUE, SUITE 400
P.O. BOX 1028
RIVERSIDE, CALIFORNIA 92502

1 crop duty identified in the Summary Expert Report, Appendix D-3: Table 4, a true and correct
2 copy of which is attached to this declaration as Exhibit M.

3 34. The total amount of irrigated acres and type of crops on the properties referenced above
4 by APN for the years 2000-2004, 2011 and 2012 are described in Exhibit N. A true and correct
5 copy of Exhibit N is attached hereto and incorporated herein.

6 **Other Sources of Water**

7 35. On the properties referenced above, _____ received water from sources
8 other than groundwater pumped within the Basin or State Water Project Water. Exhibit O sets
9 forth the source of the water and the amounts received for the years 2000-2004, 2011, and 2012.

10 **Use of Water** (Complete for each APN. If water for used for multiple purposes, identify
11 the amount of water for each use.)

12 36. The amount of water used on the parcels on an annual basis is set out in Exhibit I hereto.
13 We keep track of the water used by well. We do not keep track of the water applied by APN
14 numbers. _____ used _____ acre feet of water on APN# _____ in 2000.

15 The water was used for the following: Wildlife habitat and a very small amount for domestic
16 purposes.

17 {State the crop type and number of acres of that crop. If not used for irrigation, describe the use.
18 In lieu of answering this question, a crop map may be attached that shows the date, crop type,
19 irrigated acreage and parcels.}

20 37. _____ used _____ acre feet of water on APN# _____ in 2001. The
21 water was used for the following:
22 _____

23 {State the crop type and number of acres of that crop. If not used for irrigation, describe the use.
24 In lieu of answering this question, a crop map may be attached that shows the date, crop type,
25 irrigated acreage and parcels.}

26 38. _____ used _____ acre feet of water on APN# _____ in 2002. The
27 water was used for the following:
28 _____

1 39. _____ used _____ acre-feet of water on APN# _____ in 2003. The
2 water was used for the following:

3 _____
4 _____

4 [State the crop type and number of acres of that crop. If not used for irrigation, describe the use.

5 In lieu of answering this question, a crop map may be attached that shows the date, crop type,
6 irrigated acreage and parcels.]

7 40. _____ used _____ acre-feet of water on APN# _____ in 2004. The
8 water was used for the following:

9 _____
10 _____

10 [State the crop type and number of acres of that crop. If not used for irrigation, describe the use.

11 In lieu of answering this question, a crop map may be attached that shows the date, crop type,
12 irrigated acreage and parcels.]

13 41. _____ used _____ acre-feet of water on APN# _____ in 2011. The
14 water was used for the following:

15 _____
16 _____

16 [State the crop type and number of acres of that crop. If not used for irrigation, describe the use.

17 In lieu of answering this question, a crop map may be attached that shows the date, crop type,
18 irrigated acreage and parcels.]

19 42. _____ used _____ acre-feet of water on APN# _____ in 2012. The
20 water was used for the following:

21 _____
22 _____

22 [State the crop type and number of acres of that crop. If not used for irrigation, describe the use.

23 In lieu of answering this question, a crop map may be attached that shows the date, crop type,
24 irrigated acreage and parcels.]

25 43. Other than what is declared hereinabove, Wagas Land Company did not produce or use
26 water within the Antelope Valley Area of Adjudication for 2000-2004, 2011, and 2012.

27
28 I declare under penalty of perjury under the laws of the State of California that the

1 foregoing is true and correct. Executed this 26 day of January 2013, at LANCASTER, CA
2 California.

3
4 
5
6
7
8
9

LAW OFFICES OF
BEST BEST & KRIEGER LLP
3750 UNIVERSITY AVENUE, SUITE 400
P.O. BOX 1028
RIVERSIDE, CALIFORNIA 92502

10
11
12
13
14
15
16
17
18
19
20
21
22
23
24
25
26
27
28

EXHIBIT "A"

LAW OFFICES OF
BEST BEST & KRIEGER LLP
3750 UNIVERSITY AVENUE, SUITE 400
P.O. BOX 1028
RIVERSIDE, CALIFORNIA 92502

1
2
3
4
5
6
7
8
9
10
11
12
13
14
15
16
17
18
19
20
21
22
23
24
25
26
27
28

EXHIBIT "B"

<u>APN</u>	<u>Size in acres</u>

LAW OFFICES OF
BEST BEST & KRIEGER LLP
3750 UNIVERSITY AVENUE, SUITE 400
P.O. BOX 1028
RIVERSIDE, CALIFORNIA 92502

1
2
3
4
5
6
7
8
9
10
11
12
13
14
15
16
17
18
19
20
21
22
23
24
25
26
27
28




EXHIBIT "C"

APN:	Leased to:	Acreage:	Dates of Lease:

LAW OFFICES OF
BEST BEST & KRIEGER LLP
3750 UNIVERSITY AVENUE, SUITE 400
P.O. BOX 1028
RIVERSIDE, CALIFORNIA 92502

1
2
3
4
5
6
7
8
9
10
11
12
13
14
15
16
17
18
19
20
21
22
23
24
25
26
27
28

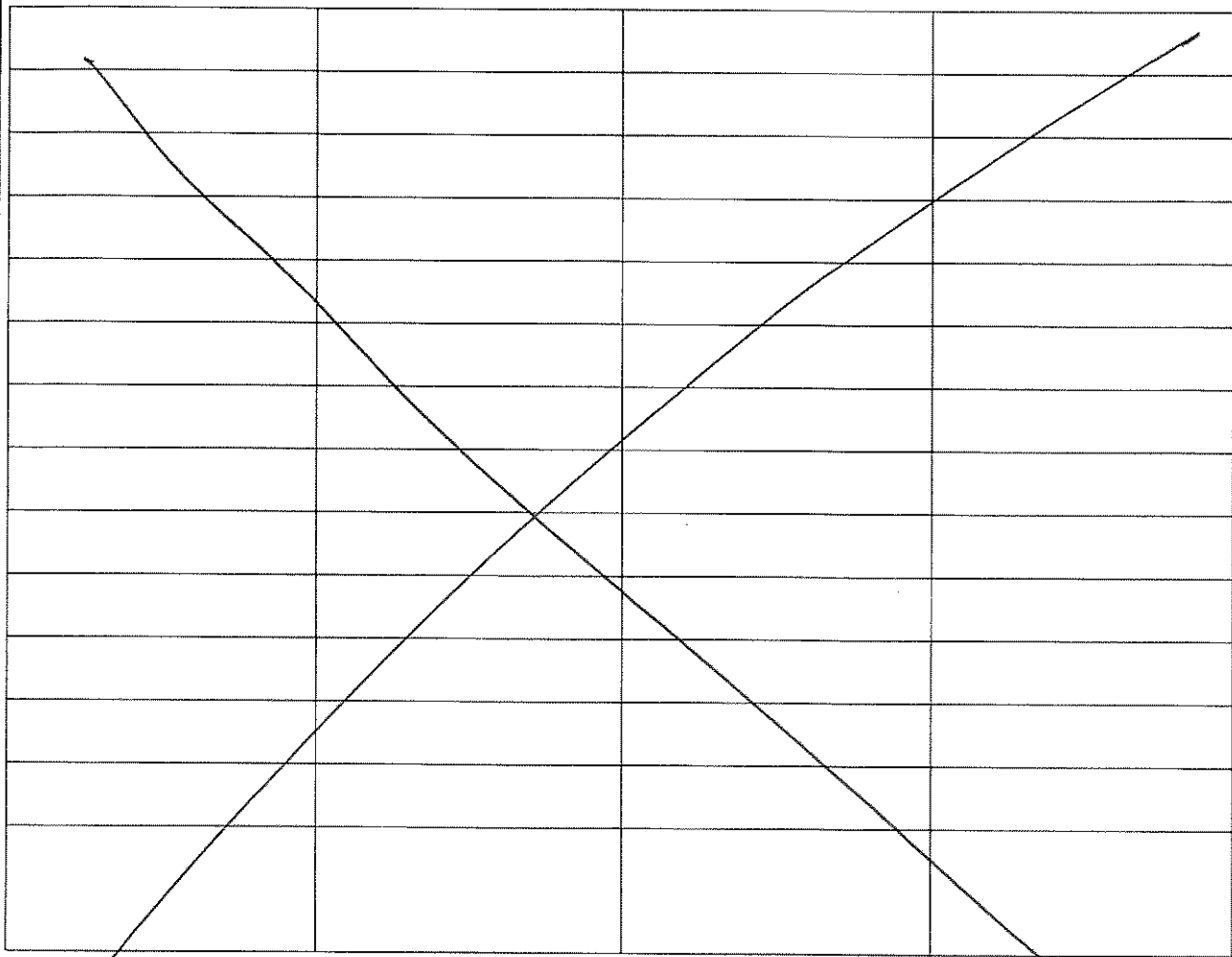


EXHIBIT "E"

LAW OFFICES OF
BEST BEST & KRIEGER LLP
3750 UNIVERSITY AVENUE, SUITE 400
P.O. BOX 1028
RIVERSIDE, CALIFORNIA 92502


1
2
3
4
5
6
7
8
9
10
11
12
13
14
15
16
17
18
19
20
21
22
23
24
25
26
27
28

EXHIBIT "F"

<u>Year</u>	<u>Well</u>	<u>Yearly Production</u>

LAW OFFICES OF
BEST BEST & KRIEGER LLP
3750 UNIVERSITY AVENUE, SUITE 400
P.O. BOX 1028
RIVERSIDE, CALIFORNIA 92502

1
2
3
4
5
6
7
8
9
10
11
12
13
14
15
16
17
18
19
20
21
22
23
24
25
26
27
28



~~EXHIBIT "G"~~

LAW OFFICES OF
BEST BEST & KRIEGER LLP
3750 UNIVERSITY AVENUE, SUITE 400
P.O. BOX 1028
RIVERSIDE, CALIFORNIA 92502

1
2
3
4
5
6
7
8
9
10
11
12
13
14
15
16
17
18
19
20
21
22
23
24
25
26
27
28

EXHIBIT "H"

LAW OFFICES OF
BEST BEST & KRIEGER LLP
3750 UNIVERSITY AVENUE, SUITE 400
P.O. BOX 1028
RIVERSIDE, CALIFORNIA 92502

1
2
3
4
5
6
7
8
9
10
11
12
13
14
15
16
17
18
19
20
21
22
23
24
25
26
27
28

EXHIBIT "I"

**WAGAS LAND COMPANY LLC WATER USAGE: 2000-2004
AND 2011-2012 (Revised 12-19-12)**

(AS DETERMINED BY EDISON COMPANY PUMP TESTS)

	North Well (30 HP) AFY	East Well (50 HP) AFY	South Well (60 HP) Referred to by Edison as "West Well" AFY	Total AFY
2000	220.3	556.7	605.9	1382.9
2001	88.3	426.7	521.7	1036.7
2002	44.5	433.6	575.8	1053.9
2003	34.6	455.7	548.6	1038.9
2004	32.8	466	518.6	1017.4
Average				1106.0
Median				1038.9
Highest				1382.9
2011	11.5	472.1	467.9	951.5
2012	10.3	469.8	536.7	1016.8

2000



October 19, 2011

ATTN: ED WOPSCHALL
 WAGAS LAND COMPANY
 4906 INDIANOLA WAY
 LA CANADA, CA 91011-2650

HYDRAULIC TEST RESULTS, Plant: NORTH WELL #1
 Location: 35TH ST W N/S AVE A HP: 30
 Cust #: 0-006-1729 Serv. Acct. #: 003-4220-09
 Meter: 3412M-7140 Pump Ref. #: 2580

In accordance with your request, an energy efficiency test was performed on your turbine well pump on October 11, 2000. If you have any questions regarding the results which follow, please contact GARY PARDUE at (661)726-5662.

	Equipment		
Pump:	AUROR	No:	V8472099
Motor:	US	No:	R718303919
Discharge Pressure, PSI	1.7	15.1	26.5
Standing Water Level, Feet	143.7	143.7	143.7
Drawdown, Feet	41.3	35.0	28.9
Discharge Head, Feet	3.9	34.9	61.2
Pumping Water Level, Feet	185.0	178.7	172.6
Total Head, Feet	188.9	213.6	233.8
Capacity, GPM	379	319	263
GPM per Foot Drawdown	9.2	9.1	9.1
Acre Feet Pumped in 24 Hours	1.675	1.410	1.182
kW Input to Motor	24.5	23.8	22.2
HP Input to Motor	32.9	31.9	29.8
Motor Load (%)	98.9	94.2	87.8
Measured Speed of Pump, RPM	1,774		
kWh per Acre Foot	351	405	458
Overall Plant Efficiency (%)	55.0	53.9	52.2

Test 1 is the normal operation of this pump at the time of the above test(s). The other results were obtained by throttling the discharge.

DAN L. JOHNSON
 Manager
 Hydraulic Services

October 19, 2011

ATTN: ED WOPSCHALL
WAGAS LAND COMPANY
4906 INDIANOLA WAY
LA CANADA, CA 91011-2650

PUMPING COST ANALYSIS, Plant: 'NORTH WELL #1
Location: 35TH ST W N/S AVE A HP: 30
Cust #: 0-006-1729 Serv. Acct. #: 003-4220-09
Meter: 3412M-7140 Pump Ref. #: 2580

The following energy efficiency analysis is presented as an aid to your cost accounting. This is an estimate based on the conditions present during the Edison pump test performed on October 11, 2000, billing history for the past 12 months, and your current rate of TOU-PA-A.

Assuming that water requirements will be the same as for the past year, and all operating conditions (annual hours of operation, head above, and water pumping level) will remain the same as they were at the time of the pump test, it is estimated that:

1. Overall plant efficiency can be improved from 55.0% to 65.0%.
2. This can save you up to 11,866 kWh and \$1,233.92 annually.
3. These kWh savings translate to a 5.2-ton decrease in CO₂ emissions.

	<u>Existing</u>	<u>Plant Efficiency Improved</u>	<u>Savings</u>
Total kWh	77,340	65,474	11,866
kW Input	24.5	20.7	3.8
kWh per Acre Foot	351	297	54
Acre Feet per Year	220.3		
Average Cost per kWh	\$0.10		
Average Cost per Acre Foot	\$36.51	\$30.91	\$5.60
Overall Plant Efficiency (%)	55.0	65.0	
Total Annual Cost	\$8,042.74	\$6,808.82	\$1,233.92

It is sincerely hoped that this information will prove helpful to you, and that your concerns over maintaining optimum energy efficiency will be continued. If you have any questions regarding this report, please contact GARY PARDUE at (861)726-5662.

DAN L. JOHNSON
Manager
Hydraulic Services

Confidential/Proprietary Information

February 14, 2012

ATTN: ED WOPSCHALL
WAGAS LAND COMPANY
4906 INDIANOLA WAY
LA CANADA, CA 91011-2650

HYDRAULIC TEST RESULTS, Plant: 'EAST WELL #2
Location: E/S 30TH W S/O AVE A HP: 50
Cust #: 0-000-2633 Serv. Acct. #: 014-8034-41
Meter: 3412M-6681 Pump Ref.#: 2578

In accordance with your request, an energy efficiency test was performed on your turbine well pump on October 11, 2000. If you have any questions regarding the results which follow, please contact GARY PARDUE at (661)726-5662.

Equipment		
Pump:	L & B	No: 'D18009
Motor:	US	No: 'H1019392
Discharge Pressure, PSI		1.3
Standing Water Level, Feet		145.8
Drawdown, Feet		38.4
Discharge Head, Feet		3.0
Pumping Water Level, Feet		182.2
Total Head, Feet		185.2
Capacity, GPM		709
GPM per Foot Drawdown		19.5
Acre Feet Pumped in 24 Hours		3.134
kW Input to Motor		43.0
HP Input to Motor		57.7
Motor Load (%)		103.8
Measured Speed of Pump, RPM		1,774
kWh per Acre Foot		329
Overall Plant Efficiency (%)		57.5

DAN L. JOHNSON
Manager
Hydraulic Services

Confidential/Proprietary Information

February 14, 2012

ATTN: ED WOPSCHALL
WAGAS LAND COMPANY
4906 INDIANOLA WAY
LA CANADA, CA 91011-2650

PUMPING COST ANALYSIS, Plant: EAST WELL #2
Location: E/S 30TH W S/O AVE A HP: 50
Cust #: 0-000-2633 Serv. Acct. #: 014-8034-41
Meter: 3412M-8881 Pump Ref. #: 2578

The following energy efficiency analysis is presented as an aid to your cost accounting. This is an estimate based on the conditions present during the Edison pump test performed on October 11, 2000, billing history for the past 12 months, and your current rate of TOU-PA-SOP-1.

Assuming that water requirements will be the same as for the past year, and all operating conditions (annual hours of operation, head above, and water pumping level) will remain the same as they were at the time of the pump test, it is estimated that:

1. Overall plant efficiency can be improved from 57.5% to 70.0%.
2. This can save you up to 32,736 kWh and \$2,262.30 annually.
3. These kWh savings translate to a 14-ton decrease in CO₂ emissions.

	<u>Existing</u>	<u>Plant Efficiency Improved</u>	<u>Savings</u>
Total kWh	183,372	150,636	32,736
kW Input	43.0	35.3	7.7
kWh per Acre Foot	329	271	59
Acre Feet per Year	556.7		
Average Cost per kWh	\$0.07		
Average Cost per Acre Foot	\$22.76	\$18.70	\$4.08
Overall Plant Efficiency (%)	57.5	70.0	
<hr/> Total Annual Cost	<hr/> \$12,672.47	<hr/> \$10,410.18	<hr/> \$2,262.30

It is sincerely hoped that this information will prove helpful to you, and that your concerns over maintaining optimum energy efficiency will be continued. If you have any questions regarding this report, please contact GARY PARDUE at (661)726-5662.

DAN L. JOHNSON
Manager
Hydraulic Services



SOUTHERN CALIFORNIA
EDISON[®]

An EDISON INTERNATIONAL[®] Company

Confidential/Proprietary Information

October 19, 2011

ATTN: ED WOPSCHALL
WAGAS LAND COMPANY
4906 INDIANOLA WAY
LA CANADA, CA 91011-2650

HYDRAULIC TEST RESULTS, Plant:WEST WELL #3
Location: 3310 W AVENUE A HP:60
Cust #: 0-006-1729 Serv. Acct #: 003-6970-34
Meter: 3416M-7011 Pump Ref.#: 2579

In accordance with your request, an energy efficiency test was performed on your turbine well pump on October 12, 2000. If you have any questions regarding the results which follow, please contact GARY PARDUE at (661)726-5662.

	Equipment	
Pump:	L & B	No: '21847
Motor:	US	No: '1025182
Discharge Pressure, PSI	.8	14.1
Standing Water Level, Feet	158.9	158.9
Drawdown, Feet	35.2	30.7
Discharge Head, Feet	1.8	32.8
Pumping Water Level, Feet	194.1	189.6
Total Head, Feet	195.9	222.2
Capacity, GPM	978	827
GPM per Foot Drawdown	27.8	26.9
Acre Feet Pumped in 24 Hours	4.323	3.655
kW Input to Motor	81.2	60.5
HP Input to Motor	82.1	81.1
Motor Load (%)	123.1	121.7
Measured Speed of Pump, RPM	1,775	
kWh per Acre Foot	340	397
Overall Plant Efficiency (%)	59.0	57.2

Test 1 is the normal operation of this pump at the time of the above test(s). The other results were obtained by throttling the discharge.

DAN L. JOHNSON
Manager
Hydraulic Services



SOUTHERN CALIFORNIA
EDISON[®]

An EDISON INTERNATIONAL[®] Company

Confidential/Proprietary Information

October 19, 2011

ATTN: ED WOPSCHALL
WAGAS LAND COMPANY
4906 INDIANOLA WAY
LA CANADA, CA 91011-2650

PUMPING COST ANALYSIS, Plant: WEST WELL #3
Location: 3310 W AVENUE A HP: 60
Cust #: 0-006-1729 Serv. Acct. #: 003-6970-34
Meter: 3416M-7011 Pump Ref. #: 2579

The following energy efficiency analysis is presented as an aid to your cost accounting. This is an estimate based on the conditions present during the Edison pump test performed on October 12, 2000, billing history for the past 12 months, and your current rate of TOU-P-S-1-AP.

Assuming that water requirements will be the same as for the past year, and all operating conditions (annual hours of operation, head above, and water pumping level) will remain the same as they were at the time of the pump test, it is estimated that:

1. Overall plant efficiency can be improved from 59.0% to 70.0%.
2. This can save you up to 32,498 kWh and \$2,000.86 annually.
3. These kWh savings translate to a 14-ton decrease in CO₂ emissions.

	<u>Existing</u>	<u>Plant Efficiency Improved</u>	<u>Savings</u>
Total kWh	205,908	173,410	32,498
kW Input	61.2	51.5	9.7
kWh per Acre Foot	340	286	54
Acre Feet per Year	605.9		
Average Cost per kWh	\$0.06		
Average Cost per Acre Foot	\$20.92	\$17.62	\$3.30
Overall Plant Efficiency (%)	59.0	70.0	
Total Annual Cost	\$12,677.34	\$10,676.48	\$2,000.86

It is sincerely hoped that this information will prove helpful to you, and that your concerns over maintaining optimum energy efficiency will be continued. If you have any questions regarding this report, please contact GARY PARDUE at (661)726-5662.

DAN L. JOHNSON
Manager
Hydraulic Services

2001



CONFIDENTIAL/PROPRIETARY INFORMATION

October 5, 2001

ATTN: ED WOPSCHALL
WAGAS LAND COMPANY
4906 INDIANOLA WAY
LA CANADA, CA 91011-2650

SUBJECT: HYDRAULIC TEST RESULTS - NORTH WELL #1
35TH ST W N/S AVE A
CUST #: 0-006-1729 SERV ACCT #: 003-4220-09
DATE OF TEST: October 1, 2001

In accordance with your request, a test was made on your turbine well pump on the date listed above. If you have any questions regarding the results which follow, please contact GARY PARDUE at (661)726-5662.

EQUIPMENT

PUMP: AUROR NO: V8472099
MOTOR: US NO: R718303919 30 HP
METER: 732M-54
HYDRAULIC TEST REFERENCE NUMBER: 2580

TEST RESULTS	TEST 1	TEST 2	TEST 3
Discharge Pressure, PSI	1.0	15.9	26.3
Standing Water Level, Ft.	150.4	150.4	150.4
Drawdown, Ft.	39.1	32.2	26.1
Discharge Head, Ft.	2.3	36.7	60.8
Pumping Water Level, Ft.	189.5	182.6	176.5
Total Head, Ft.	191.8	219.3	237.3
Capacity, GPM	366.0	294.0	235.0
GPM per Ft. Drawdown	9.4	9.1	9.0
Acre Ft. Pumped in 24 Hrs.	1.618	1.299	1.039
kW Input to Motor	24.3	23.1	21.5
HP Input to Motor	32.6	31.0	28.8
Motor Load (%)	96.1	91.4	85.1
Measured Speed of Pump, RPM	1770		
kWh per Acre Ft.	361	427	497
Overall Plant Efficiency (%)	54.4	52.6	48.8

Test 1 is the normal operation of this pump at the time of the above test(s). The other results were obtained by throttling the discharge.

Dan Johnson
DAN JOHNSON
Manager
Hydraulic Services

*12.2 gal per 1 hr per
30 366
30 690
60
60*



CONFIDENTIAL/PROPRIETARY INFORMATION

October 5, 2001

ATTN: ED WOPSCALL
WAGAS LAND COMPANY
4906 INDIANOLA WAY
LA CANADA, CA 91011-2650

SUBJECT: PUMPING COST ANALYSIS
HP: 30 - PLANT: NORTH WELL #1
CUST #: 0-006-1729 SERV ACCT #: 003-4220-09
HYDRAULIC TEST REFERENCE NUMBER: 2580

The following Pumping Cost Analysis is presented as an aid to your cost accounting. This analysis is an estimate prepared from operating criteria supplied from the Edison Pump Test performed October 1, 2001 and billing history for the past 12 months.

EXISTING PLANT EFFICIENCY
PA-1
Current Rate

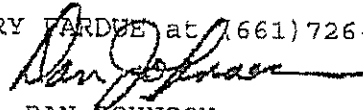
Total kWh	31836
kW Input	24.3
kWh per Acre Ft.	361
Acre Ft. per Year	88.3
Avg. Cost per kWh	\$0.11
Avg. Cost per Acre Ft.	\$39.30
Overall Plant Eff. (%)	54.4

TOTAL ANNUAL COST	\$3,469.61

The hydraulic test results indicate that this pump is operating in an efficient manner.

It is sincerely hoped that this information will prove helpful to you, and that your concerns over maintaining optimum pump efficiency will be continued.

If you have any questions, please contact GARY FARDUE at (661) 726-5662.


DAN JOHNSON
Manager
Hydraulic Services



CONFIDENTIAL/PROPRIETARY INFORMATION

October 5, 2001

ATTN: ED WOPSCHALL
 WAGAS LAND COMPANY
 4906 INDIANOLA WAY
 LA CANADA, CA 91011-2650

SUBJECT: PUMPING COST ANALYSIS
 HP: 30 - PLANT: NORTH WELL #1
 CUST #: 0-006-1729 SERV ACCT #: 003-4220-09
 HYDRAULIC TEST REFERENCE NUMBER: 2580

The following Pumping Cost Analysis is presented as an aid to your cost accounting. This analysis is an estimate prepared from operating criteria supplied from the Edison Pump Test performed October 1, 2001 and billing history for the past 12 months.

It is recommended and assumed that:

1. Overall plant efficiency can be improved to 65.0%.
2. Water requirements will be the same as for the past year.
3. All operating conditions (annual hours of operation, head above, and water pumping level) will remain the same as they were at the time of the pump test.

	EXISTING PLANT EFFICIENCY		IMPROVED PLANT EFFICIENCY	
	PA-1	PA-1	PA-1	Savings
	Current	Rate	Current	Rate
Total kWh	31836		26644	5192
kW Input	24.3		20.3	4.0
kWh per Acre Ft.	361		302	59
Acre Ft. per Year	88.3		88.3	
Avg. Cost per kWh	\$0.11			
Avg. Cost per Acre Ft.	\$39.30		\$32.89	\$6.41
Overall Plant Eff. (%)	54.4		65.0	
TOTAL ANNUAL COST	\$3,469.61		\$2,903.80	\$565.81

It is sincerely hoped that this information will prove helpful to you, and that your concerns over maintaining optimum pumping efficiency will be continued.

If you have any questions, please contact GARY PARDUE at (861) 726-5662.

DAN JOHNSON
 Manager
 Hydraulic Services



CONFIDENTIAL/PROPRIETARY INFORMATION

October 5, 2001

ATTN: ED WOPSCALL
WAGAS LAND COMPANY
4906 INDIANOLA WAY
LA CANADA, CA 91011-2650

SUBJECT: HYDRAULIC TEST RESULTS - EAST WELL #2
E/S 30TH W S/O AVE A
CUST #: 0-000-2633 SERV ACCT #: 014-8034-41
DATE OF TEST: October 1, 2001

In accordance with your request, a test was made on your turbine well pump on the date listed above. If you have any questions regarding the results which follow, please contact GARY PARDUE at (661)726-5662.

EQUIPMENT

PUMP: L & B NO: D18009
MOTOR: US NO: H1019392 50 HP
METER: 732K-1194
HYDRAULIC TEST REFERENCE NUMBER: 2578

TEST RESULTS

Discharge Pressure, PSI	1.1
Standing Water Level, Ft.	144.7
Drawdown, Ft.	36.9
Discharge Head, Ft.	2.5
Pumping Water Level, Ft.	181.6
Total Head, Ft.	184.1
Capacity, GPM	700.0
GPM per Ft. Drawdown	19.0
Acre Ft. Pumped in 24 Hrs.	3.094
kW Input to Motor	42.7
HP Input to Motor	57.3
Motor Load (%)	103.1
Measured Speed of Pump, RPM	1773
kWh per Acre Ft.	331
Overall Plant Efficiency (%)	56.8

19 gal per ft drawdown

Dan Johnson
DAN JOHNSON
Manager
Hydraulic Services

*50/700
30
200
14 gal per 1 hp per acre*



CONFIDENTIAL/PROPRIETARY INFORMATION

October 5, 2001

ATTN: ED WOPSCHALL
 WAGAS LAND COMPANY
 4906 INDIANOLA WAY
 LA CANADA, CA 91011-2650

SUBJECT: PUMPING COST ANALYSIS
 HP: 50 - PLANT: EAST WELL #2
 CUST #: 0-000-2633 SERV ACCT #: 014-8034-41
 HYDRAULIC TEST REFERENCE NUMBER: 2578

The following Pumping Cost Analysis is presented as an aid to your cost accounting. This analysis is an estimate prepared from operating criteria supplied from the Edison Pump Test performed October 1, 2001 and billing history for the past 12 months.

	EXISTING PLANT EFFICIENCY TOU-PA-SOP Current Rate
Total kWh	141372
kW Input	42.7
kWh per Acre Ft.	331
Acre Ft. per Year	426.7
Avg. Cost per kWh	\$0.07
Avg. Cost per Acre Ft.	\$21.82
Overall Plant Eff. (%)	56.8
-----	-----
TOTAL ANNUAL COST	\$9,311.04

The hydraulic test results indicate that this pump is operating in an efficient manner.

It is sincerely hoped that this information will prove helpful to you, and that your concerns over maintaining optimum pump efficiency will be continued.

If you have any questions, please contact GARY PAIDUE at (561) 726-5662.

Dan Johnson
 DAN JOHNSON
 Manager
 Hydraulic Services

*138 days
 per yr*

*3.09 | 426.7
 309
 1177
 927
 2500
 472*



CONFIDENTIAL/PROPRIETARY INFORMATION

October 5, 2001

ATTN: ED WOPSCHALL
 WAGAS LAND COMPANY
 4906 INDIANOLA WAY
 LA CANADA, CA 91011-2650

SUBJECT: PUMPING COST ANALYSIS
 HP: 50 - PLANT: EAST WELL #2
 CUST #: 0-000-2633 SERV ACCT #: 014-8034-41
 HYDRAULIC TEST REFERENCE NUMBER: 2578

The following Pumping Cost Analysis is presented as an aid to your cost accounting. This analysis is an estimate prepared from operating criteria supplied from the Edison Pump Test performed October 1, 2001 and billing history for the past 12 months.

It is recommended and assumed that:

1. Overall plant efficiency can be improved to 70.0%.
2. Water requirements will be the same as for the past year.
3. All operating conditions (annual hours of operation, head above, and water pumping level) will remain the same as they were at the time of the pump test.

	EXISTING PLANT EFFICIENCY		IMPROVED PLANT EFFICIENCY	
	TOU-PA-SOP		TOU-PA-SOP	
	Current Rate	Current Rate	Savings	
Total kWh	141372	114780	26592	
kW Input	42.7	34.7	8.0	
kWh per Acre Ft.	331	269	62	
Acre Ft. per Year	426.7	426.7		
Avg. Cost per kWh	\$0.07			
Avg. Cost per Acre Ft.	\$21.82	\$17.71	\$4.10	
Overall Plant Eff. (%)	56.8	70.0		

TOTAL ANNUAL COST	\$9,311.04	\$7,559.63	\$1,751.42	

It is sincerely hoped that this information will prove helpful to you, and that your concerns over maintaining optimum pumping efficiency will be continued.

If you have any questions, please contact GARY PARDUE at (661)726-5662.

Dan Johnson
 DAN JOHNSON
 Manager
 Hydraulic Services



CONFIDENTIAL/PROPRIETARY INFORMATION

October 5, 2001

ATTN: ED WOPSCHALL
 WAGAS LAND COMPANY
 4906 INDIANOLA WAY
 LA CANADA, CA 91011-2650

SUBJECT: HYDRAULIC TEST RESULTS - WEST WELL #3
 35TH W 1/4 S/O AVE A
 CUST #: 0-006-1729 SERV ACCT #: 003-6970-34
 DATE OF TEST: October 2, 2001

In accordance with your request, a test was made on your turbine well pump on the date listed above. If you have any questions regarding the results which follow, please contact GARY PARDUE at (661)726-5662.

EQUIPMENT

PUMP: L & B NO: 21847
 MOTOR: US NO: 1025182 60 HP
 METER: O728K-1297
 HYDRAULIC TEST REFERENCE NUMBER: 2579

TEST RESULTS

Discharge Pressure, PSI	0.8
Standing Water Level, Ft.	168.3
Drawdown, Ft.	31.8
Discharge Head, Ft.	1.8
Pumping Water Level, Ft.	200.1
Total Head, Ft.	201.9
Capacity, GPM	938.0
GPM per Ft. Drawdown	29.5
Acre Ft. Pumped in 24 Hrs.	4.146
kW Input to Motor	61.1
HP Input to Motor	81.9
Motor Load (%)	122.9
Measured Speed of Pump, RPM	1786
kWh per Acre Ft.	354
Overall Plant Efficiency (%)	58.4

DAN JOHNSON
 Manager
 Hydraulic Services

15.75 gal per 1/5 acre

Handwritten calculations:
 1575
 60 | 938
 60

 338
 300

 38
 300

 38



CONFIDENTIAL/PROPRIETARY INFORMATION

October 5, 2001

ATTN: ED WOPSCALL
WAGAS LAND COMPANY
4906 INDIANOLA WAY
LA CANADA, CA 91011-2650

SUBJECT: PUMPING COST ANALYSIS
HP: 60 - PLANT: WEST WELL #3
CUST #: 0-006-1729 SERV ACCT #: 003-6970-34
HYDRAULIC TEST REFERENCE NUMBER: 2579

The following Pumping Cost Analysis is presented as an aid to your cost accounting. This analysis is an estimate prepared from operating criteria supplied from the Edison Pump Test performed October 2, 2001 and billing history for the past 12 months.

EXISTING PLANT EFFICIENCY
TOU-PA-SOP
Current Rate

Total kWh	184572
kW Input	61.1
kWh per Acre Ft.	354
Acre Ft. per Year	521.7
Avg. Cost per kWh	\$0.07
Avg. Cost per Acre Ft.	\$23.02
Overall Plant Eff. (%)	58.4

TOTAL ANNUAL COST	\$12,010.28

The hydraulic test results indicate that this pump is operating in an efficient manner.

It is sincerely hoped that this information will prove helpful to you, and that your concerns over maintaining optimum pump efficiency will be continued.

If you have any questions, please contact GARY PARDUE at (661)726-5662.

Dan Johnson
DAN JOHNSON
Manager
Hydraulic Services

125
415 | 521.7
415
1067
830
2370
2075



CONFIDENTIAL/PROPRIETARY INFORMATION

October 5, 2001

ATTN: ED WOPSCHALL
WAGAS LAND COMPANY
4906 INDIANOLA WAY
LA CANADA, CA 91011-2650

SUBJECT: PUMPING COST ANALYSIS
HP: 60 - PLANT: WEST WELL #3
CUST #: 0-006-1729 SERV ACCT #: 003-6970-34
HYDRAULIC TEST REFERENCE NUMBER: 2579

The following Pumping Cost Analysis is presented as an aid to your cost accounting. This analysis is an estimate prepared from operating criteria supplied from the Edison Pump Test performed October 2, 2001 and billing history for the past 12 months.

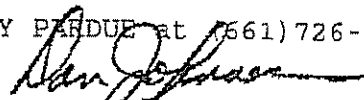
It is recommended and assumed that:

1. Overall plant efficiency can be improved to 70.0%.
2. Water requirements will be the same as for the past year.
3. All operating conditions (annual hours of operation, head above, and water pumping level) will remain the same as they were at the time of the pump test.

	EXISTING PLANT EFFICIENCY		IMPROVED PLANT EFFICIENCY	
	TOU-PA-SOP Current Rate	TOU-PA-SOP Current Rate	TOU-PA-SOP Current Rate	Savings
Total kWh	184572	153901		30671
kW Input	61.1	50.9		10.2
kWh per Acre Ft.	354	295		59
Acre Ft. per Year	521.7	521.7		
Avg. Cost per kWh	\$0.07			
Avg. Cost per Acre Ft.	\$23.02	\$19.19		\$3.83
Overall Plant Eff. (%)	58.4	70.0		
-----	-----	-----		-----
TOTAL ANNUAL COST	\$12,010.28	\$10,014.50		\$1,995.79

It is sincerely hoped that this information will prove helpful to you, and that your concerns over maintaining optimum pumping efficiency will be continued.

If you have any questions, please contact GARY PARQUE at (661)726-5662.


DAN JOHNSON
Manager
Hydraulic Services

2002



SOUTHERN CALIFORNIA
EDISON[®]

An EDISON INTERNATIONAL[®] Company

Confidential/Proprietary Information

October 19, 2011

ATTN: ED WOPSCHALL
WAGAS LAND COMPANY
4906 INDIANOLA WAY
LA CANADA, CA 91011-2650

HYDRAULIC TEST RESULTS, Plant: NORTH WELL #1
Location: 35TH ST W N/S AVE A HP: 30
Cust #: 0-006-1729 Serv. Acct. #: 003-4220-09
Meter: 3412M-7140 Pump Ref.#: 2580

In accordance with your request, an energy efficiency test was performed on your turbine well pump on September 25, 2002. If you have any questions regarding the results which follow, please contact GARY PARDUE at (651)726-5662.

	Equipment		
Pump:	AUROR	No:	'V8472089
Motor:	US	No:	'R718303919
Discharge Pressure, PSI	1.0	11.5	19.4
Standing Water Level, Feet	152.7	152.7	152.7
Drawdown, Feet	34.0	29.5	25.5
Discharge Head, Feet	2.3	26.6	44.8
Pumping Water Level, Feet	186.7	182.2	178.2
Total Head, Feet	189.0	208.8	223.0
Capacity, GPM	325	294	227
GPM per Foot Drawdown	9.6	10.0	8.9
Acre Feet Pumped in 24 Hours	1.437	1.299	1.003
KW Input to Motor	24.8	24.0	23.1
HP Input to Motor	33.3	32.2	31.0
Motor Load (%)	98.1	94.9	91.4
Measured Speed of Pump, RPM	1,760		
kWh per Acre Foot	414	443	553
Overall Plant Efficiency (%)	46.6	48.2	41.3

Test 1 is the normal operation of this pump at the time of the above test(s). The other results were obtained by throttling the discharge.

DAN L. JOHNSON
Manager
Hydraulic Services

10180 Telegraph Road
Ventura, CA 93004



SOUTHERN CALIFORNIA
EDISON[®]

An EDISON INTERNATIONAL[®] Company

Confidential/Proprietary Information

October 19, 2011

ATTN: ED WOPSCHALL
WAGAS LAND COMPANY
4906 INDIANOLA WAY
LA CANADA, CA 91011-2650

PUMPING COST ANALYSIS, Plant 'NORTH WELL #1
Location: 35TH ST W N/S AVE A HP: 30
Cust #: 0-006-1729 Serv. Acct #: 003-4220-09
Meter: 3412M-7140 Pump Ref. #: 2580

The following energy efficiency analysis is presented as an aid to your cost accounting. This is an estimate based on the conditions present during the Edison pump test performed on September 25, 2002, billing history for the past 12 months, and your current rate of TOU-PA-A.

Assuming that water requirements will be the same as for the past year, and all operating conditions (annual hours of operation, head above, and water pumping level) will remain the same as they were at the time of the pump test, it is estimated that:

1. Overall plant efficiency can be improved from 46.6% to 65.0%.
2. This can save you up to 5,206 kWh and \$635.14 annually.
3. These kWh savings translate to a 2.3-ton decrease in CO₂ emissions.

	Existing	Plant Efficiency Improved	Savings
Total kWh	18,432	13,226	5,206
kW Input	24.8	17.8	7.0
kWh per Acre Foot	414	297	117
Acre Feet per Year	44.5		
Average Cost per kWh	\$0.12		
Average Cost per Acre Foot	\$50.56	\$36.28	\$14.28
Overall Plant Efficiency (%)	46.6	65.0	
Total Annual Cost	\$2,248.74	\$1,613.60	\$635.14

It is sincerely hoped that this information will prove helpful to you, and that your concerns over maintaining optimum energy efficiency will be continued. If you have any questions regarding this report, please contact GARY PARDUE at (661)726-5662.

DAN L. JOHNSON
Manager
Hydraulic Services



CONFIDENTIAL/PROPRIETARY INFORMATION

September 30, 2002

ATTN: ED WOPSCHALL
WAGAS LAND COMPANY
4906 INDIANOLA WAY
LA CANADA, CA 91011-2650

SUBJECT: HYDRAULIC TEST RESULTS - EAST WELL #2
E/S 30TH W S/O AVE A
CUST #: 0-000-2633 SERV ACCT #: 014-8034-41
DATE OF TEST: September 25, 2002


In accordance with your request, a test was made on your turbine well pump on the date listed above. If you have any questions regarding the results which follow, please contact GARY PARDUE at (661)726-5662.

EQUIPMENT

PUMP: L & B NO: D18009
MOTOR: US NO: H1019392 50 HP
METER: 732K-1194
HYDRAULIC TEST REFERENCE NUMBER: 2578

TEST RESULTS

Discharge Pressure, PSI	1.5
Standing Water Level, Ft.	131.6
Drawdown, Ft.	40.1
Discharge Head, Ft.	3.5
Pumping Water Level, Ft.	171.7
Total Head, Ft.	175.2
Capacity, GPM	719.0
GPM per Ft. Drawdown	17.9
Acre Ft. Pumped in 24 Hrs.	3.178
kW Input to Motor	42.5
HP Input to Motor	57.0
Motor Load (%)	102.6
Measured Speed of Pump, RPM	1,773
kWh per Acre Ft.	321
Overall Plant Efficiency (%)	55.8


DAN L. JOHNSON
Manager
Hydraulic Services



CONFIDENTIAL/PROPRIETARY INFORMATION

September 30, 2002

ATTN: ED WOPSCHALL
 WAGAS LAND COMPANY
 4906 INDIANOLA WAY
 LA CANADA, CA 91011-2650

SUBJECT: PUMPING COST ANALYSIS
 HP: 50 - PLANT: EAST WELL #2
 CUST #: 0-000-2633 SERV ACCT #: 014-8034-41
 HYDRAULIC TEST REFERENCE NUMBER: 2578

The following Pumping Cost Analysis is presented as an aid to your cost accounting. This analysis is an estimate prepared from operating criteria supplied from the Edison Pump Test performed September 25, 2002 and billing history for the past 12 months.

It is recommended and assumed that:

1. Overall plant efficiency can be improved to 70.0%.
2. Water requirements will be the same as for the past year.
3. All operating conditions (annual hours of operation, head above, and water pumping level) will remain the same as they were at the time of the pump test.

	EXISTING PLANT EFFICIENCY		IMPROVED PLANT EFFICIENCY	
	TOU-PA-SOP Current Rate	TOU-PA-SOP Current Rate	TOU-PA-SOP Current Rate	Savings
Total kWh	139,200	110,992		28,208
kW Input	42.5	33.9		8.6
kWh per Acre Ft.	321	256		65
Acre Ft. per Year	433.6	433.6		
Avg. Cost per kWh	\$0.09			
Avg. Cost per Acre Ft.	\$28.18	\$22.47		\$5.71
Overall Plant Eff. (%)	55.8	70.0		
-----	-----	-----	-----	-----
TOTAL ANNUAL COST	\$12,219.53	\$9,743.31		\$2,476.22

It is sincerely hoped that this information will prove helpful to you, and that your concerns over maintaining optimum pumping efficiency will be continued.

If you have any questions, please contact GARY PARDUE at (961) 726-5662.

DAN L. JOHNSON
 Manager
 Hydraulic Services

42060 10th St. W.
 Lancaster, CA 93534-7002



CONFIDENTIAL/PROPRIETARY INFORMATION

September 30, 2002

ATTN: ED WOPSCHALL
WAGAS LAND COMPANY
4906 INDIANOLA WAY
LA CANADA, CA 91011-2650

SUBJECT: PUMPING COST ANALYSIS
HP: 50 - PLANT: EAST WELL #2
CUST #: 0-000-2633 SERV ACCT #: 014-8034-41
HYDRAULIC TEST REFERENCE NUMBER: 2578

The following Pumping Cost Analysis is presented as an aid to your cost accounting. This analysis is an estimate prepared from operating criteria supplied from the Edison Pump Test performed September 25, 2002 and billing history for the past 12 months.

EXISTING PLANT EFFICIENCY
TOU-PA-SOP
Current Rate

Table with 2 columns: Metric and Value. Rows include Total kWh (139,200), kW Input (42.5), kWh per Acre Ft. (321), Acre Ft. per Year (433.6), Avg. Cost per kWh (\$0.09), Avg. Cost per Acre Ft. (\$28.18), Overall Plant Eff. (%) (55.8), and TOTAL ANNUAL COST (\$12,219.53).

The hydraulic test results indicate that this pump is operating in an efficient manner.

It is sincerely hoped that this information will prove helpful to you, and that your concerns over maintaining optimum pump efficiency will be continued.

If you have any questions, please contact GARY PARDUE at (661) 726-5662.

Handwritten signature of Dan L. Johnson
DAN L. JOHNSON
Manager
Hydraulic Services



SOUTHERN CALIFORNIA
EDISON[®]

An EDISON INTERNATIONAL[®] Company

Confidential/Proprietary Information

October 19, 2011

ATTN: ED WOPSCHALL
WAGAS LAND COMPANY
4906 INDIANOLA WAY
LA CANADA, CA 91011-2650

PUMPING COST ANALYSIS, Plant: WEST WELL #3
Location: 3310 W AVENUE A HP: 60
Cust #: 0-006-1729 Serv. Acct. #: 003-6970-34
Meter: 3416M-7011 Pump Ref. #: 2579

The following energy efficiency analysis is presented as an aid to your cost accounting. This is an estimate based on the conditions present during the Edison pump test performed on September 26, 2002, billing history for the past 12 months, and your current rate of TOU-P-S-1-AP.

Assuming that water requirements will be the same as for the past year, and all operating conditions (annual hours of operation, head above, and water pumping level) will remain the same as they were at the time of the pump test, it is estimated that:

1. Overall plant efficiency can be improved from 58.8% to 70.0%.
2. This can save you up to 29,735 kWh and \$2,954.26 annually.
3. These kWh savings translate to a 13-ton decrease in CO₂ emissions.

	Plant Efficiency		Savings
	Existing	Improved	
Total kWh	186,456	156,721	29,735
kW Input	60.7	51.0	9.7
kWh per Acre Foot	324	272	52
Acre Feet per Year	575.8		
Average Cost per kWh	\$0.10		
Average Cost per Acre Foot	\$32.17	\$27.04	\$5.13
Overall Plant Efficiency (%)	58.8	70.0	
Total Annual Cost	\$18,524.78	\$15,570.51	\$2,954.26

It is sincerely hoped that this information will prove helpful to you, and that your concerns over maintaining optimum energy efficiency will be continued. If you have any questions regarding this report, please contact GARY PARDUE at (661)726-5662.

DAN L. JOHNSON
Manager
Hydraulic Services



SOUTHERN CALIFORNIA
EDISON[®]

An EDISON INTERNATIONAL[®] Company

Confidential/Proprietary Information

October 19, 2011

ATTN: ED WOPSCHALL
WAGAS LAND COMPANY
4906 INDIANOLA WAY
LA CANADA, CA 91011-2650

HYDRAULIC TEST RESULTS, Plant WEST WELL #3
Location: 3310 W AVENUE A HP: 60
Cust #: 0-006-1729 Serv. Acct. #: 003-6970-34
Meter: 3418M-7011 Pump Ref. #: 2579

In accordance with your request, an energy efficiency test was performed on your turbine well pump on September 26, 2002. If you have any questions regarding the results which follow, please contact GARY PARDUE at (661)726-5662.

Equipment

Pump: L & B No: '21847
Motor: US No: '1025182

Discharge Pressure, PSI	.2
Standing Water Level, Feet	144.1
Drawdown, Feet	41.7
Discharge Head, Feet	.5
Pumping Water Level, Feet	185.8
Total Head, Feet	186.3
Capacity, GPM	1,018
GPM per Foot Drawdown	24.4
Acre Feet Pumped in 24 Hours	4,500
KW Input to Motor	60.7
HP Input to Motor	81.4
Motor Load (%)	122.1
Measured Speed of Pump, RPM	1,776
KWh per Acre Foot	324
Overall Plant Efficiency (%)	68.8

DAN L. JOHNSON
Manager
Hydraulic Services

2003



CONFIDENTIAL/PROPRIETARY INFORMATION

August 31, 2003

ATTN: ED WOPSCHALL
WAGAS LAND COMPANY
4905 INDIANOLA WAY
LA CANADA, CA 91011-2650

SUBJECT: HYDRAULIC TEST RESULTS - NORTH WELL #1
35TH ST W N/S AVE A
CUST #: 0-006-1729 - SERV ACCT #: 003-4220-09
DATE OF TEST: August 27, 2003

In accordance with your request, a test was made on your turbine well pump on the date listed above. If you have any questions regarding the results which follow, please contact GARY PARDUE at (661)726-5662.

EQUIPMENT

PUMP: AUROR NO: V8472099
MOTOR: US NO: R718303919 30 HP
METER: 732M-54
HYDRAULIC TEST REFERENCE NUMBER: 2580

Table with 4 columns: TEST RESULTS, TEST 1, TEST 2, TEST 3. Rows include Discharge Pressure, Standing Water Level, Drawdown, Discharge Head, Pumping Water Level, Total Head, Capacity, GPM per Ft. Drawdown, Acre Ft. Pumped in 24 Hrs., kW Input to Motor, HP Input to Motor, Motor Load (%), Measured Speed of Pump, RPM, kWh per Acre Ft., Overall Plant Efficiency (%).

Test 1 is the normal operation of this pump at the time of the above test(s). The other results were obtained by throttling the discharge.

Dan L. Johnson
Manager
Hydraulic Services



CONFIDENTIAL/PROPRIETARY INFORMATION

August 31, 2003

ATTN: ED WOPSCHALL
WAGAS LAND COMPANY
4906 INDIANOLA WAY
LA CANADA, CA 91011-2650

SUBJECT: PUMPING COST ANALYSIS
HP: 30 - PLANT: NORTH WELL #1
CUST #: 0-006-1729 - SERV ACCT #: 003-4220-09
HYDRAULIC TEST REFERENCE NUMBER: 2580

The following Pumping Cost Analysis is presented as an aid to your cost accounting. This analysis is an estimate prepared from operating criteria supplied from the Edison Pump Test performed August 27, 2003 and billing history for the past 12 months.

EXISTING PLANT EFFICIENCY
PA-1
Current Rate


Total kWh	12,948
kW Input	24.6
kWh per Acre Ft.	374
Acre Ft. per Year	34.6
Avg. Cost per kWh	\$0.15
Avg. Cost per Acre Ft.	\$54.39
Overall Plant Eff. (%)	52.4

TOTAL ANNUAL COST	\$1,881.78

The hydraulic test results indicate that this pump is operating in an efficient manner.

It is sincerely hoped that this information will prove helpful to you, and that your concerns over maintaining optimum pumping efficiency will be continued.

If you have any additional questions regarding this report, please contact GARY PARDUE at 661-726-5662.


DAN L. JOHNSON
Manager
Hydraulic Services



CONFIDENTIAL/PROPRIETARY INFORMATION

August 31, 2003

ATTN: ED WOPSCALL
 WAGAS LAND COMPANY
 4906 INDIANOLA WAY
 LA CANADA, CA 91011-2650

SUBJECT: PUMPING COST ANALYSIS - HP: 30 - PLANT: NORTH WELL #1
 CUST #: 0-006-1729 - SERV ACCT #: 003-4220-09
 HYDRAULIC TEST REFERENCE NUMBER: 2580

The following Pumping Cost Analysis is presented as an aid to your cost accounting. This analysis is an estimate prepared from operating criteria supplied from the Edison Pump Test performed August 27, 2003 and billing history for the past 12 months.

It is recommended and assumed that:

1. Overall plant efficiency can be improved from 52.4% to 65.0%. These improvements can save you up to 2,518 kWh annually.
2. Water requirements will be the same as for the past year.
3. All operating conditions (annual hours of operation, head above, and water pumping level) will remain the same as they were at the time of the pump test.

	EXISTING PLANT EFFICIENCY		IMPROVED PLANT EFFICIENCY	
	PA-1	PA-1	PA-1	Savings
	Current Rate	Current Rate		
Total kWh	12,948	10,430		2,518
kW Input	24.6	19.8		4.8
kWh per Acre Ft.	374	301		73
Acre Ft. per Year	34.6	34.6		
Avg. Cost per kWh	\$0.15			
Avg. Cost per Acre Ft.	\$54.39	\$43.81		\$10.58
Overall Plant Eff. (%)	52.4	65.0		
TOTAL ANNUAL COST	\$1,881.78	\$1,515.86		\$365.92

It is sincerely hoped that this information will prove helpful to you, and that your concerns over maintaining optimum pumping efficiency will be continued.

If you have any additional questions regarding this report, please contact GARY PARDUE at (661) 726-5662.

Dan Johnson
 DAN L. JOHNSON
 Manager
 Hydraulic Services



CONFIDENTIAL/PROPRIETARY INFORMATION

August 31, 2003

ATTN: ED WOPSCHALL
WAGAS LAND COMPANY
4906 INDIANOLA WAY
LA CANADA, CA 91011-2650

SUBJECT: HYDRAULIC TEST RESULTS - EAST WELL #2
E/S 30TH W S/O AVE A
CUST #: 0-000-2633 - SERV ACCT #: 014-8034-41
DATE OF TEST: August 27, 2003

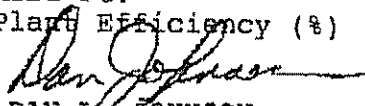
In accordance with your request, a test was made on your turbine well pump on the date listed above. If you have any questions regarding the results which follow, please contact GARY PARDUE at (661)726-5662.

EQUIPMENT

PUMP: L & B NO: D18009
MOTOR: US NO: H1019392 50 HP
METER: 732K-1194
HYDRAULIC TEST REFERENCE NUMBER: 2578

TEST RESULTS

Discharge Pressure, PSI	2.0
Standing Water Level, Ft.	133.4
Drawdown, Ft.	38.6
Discharge Head, Ft.	4.6
Pumping Water Level, Ft.	172.0
Total Head, Ft.	176.6
Capacity, GPM	714.0
GPM per Ft. Drawdown	18.5
Acre Ft. Pumped in 24 Hrs.	3.156
kW Input to Motor	42.4
HP Input to Motor	56.9
Motor Load (%)	102.3
Measured Speed of Pump, RPM	1,772
kWh per Acre Ft.	323
Overall Plant Efficiency (%)	56.0


DAN L. JOHNSON
Manager
Hydraulic Services



CONFIDENTIAL/PROPRIETARY INFORMATION

August 31, 2003

ATTN: ED WOPSCALL
WAGAS LAND COMPANY
4906 INDIANOLA WAY
LA CANADA, CA 91011-2650

SUBJECT: PUMPING COST ANALYSIS
HP: 50 - PLANT: EAST WELL #2
CUST #: 0-000-2633 - SERV ACCT #: 014-8034-41
HYDRAULIC TEST REFERENCE NUMBER: 2578

The following Pumping Cost Analysis is presented as an aid to your cost accounting. This analysis is an estimate prepared from operating criteria supplied from the Edison Pump Test performed August 27, 2003 and billing history for the past 12 months.


EXISTING PLANT EFFICIENCY	
	TOU-PA-SOP
	Current Rate
Total kWh	146,976
kW Input	42.4
kWh per Acre Ft.	323
Acre Ft. per Year	455.7
Avg. Cost per kWh	\$0.09
Avg. Cost per Acre Ft.	\$29.16
Overall Plant Eff. (%)	56.0

TOTAL ANNUAL COST	\$13,288.96

The hydraulic test results indicate that this pump is operating in an efficient manner.

It is sincerely hoped that this information will prove helpful to you, and that your concerns over maintaining optimum pumping efficiency will be continued.

If you have any additional questions regarding this report, please contact GARY PARDUE at (661) 726-5662.


DAN L. JOHNSON
Manager
Hydraulic Services



CONFIDENTIAL/PROPRIETARY INFORMATION

August 31, 2003

ATTN: ED WOPSCHALL
 WAGAS LAND COMPANY
 4906 INDIANOLA WAY
 LA CANADA, CA 91011-2650

SUBJECT: PUMPING COST ANALYSIS - HP: 50 - PLANT: EAST WELL #2
 CUST #: 0-000-2633 - SERV ACCT #: 014-8034-41
 HYDRAULIC TEST REFERENCE NUMBER: 2578

The following Pumping Cost Analysis is presented as an aid to your cost accounting. This analysis is an estimate prepared from operating criteria supplied from the Edison Pump Test performed August 27, 2003 and billing history for the past 12 months.

It is recommended and assumed that:

1. Overall plant efficiency can be improved from 56.0% to 70.0%. These improvements can save you up to 29,392 kWh annually.
2. Water requirements will be the same as for the past year.
3. All operating conditions (annual hours of operation, head above, and water pumping level) will remain the same as they were at the time of the pump test.

	EXISTING PLANT EFFICIENCY	IMPROVED PLANT EFFICIENCY	Savings
	TOU-PA-SOP Current Rate	TOU-PA-SOP Current Rate	
Total kWh	146,976	117,584	29,392
kW Input	42.4	33.9	8.5
kWh per Acre Ft.	323	258	64
Acre Ft. per Year	455.7	455.7	
Avg. Cost per kWh	\$0.09		
Avg. Cost per Acre Ft.	\$29.16	\$23.33	\$5.83
Overall Plant Eff. (%)	56.0	70.0	
TOTAL ANNUAL COST	\$13,288.96	\$10,631.44	\$2,657.52

It is sincerely hoped that this information will prove helpful to you, and that your concerns over maintaining optimum pumping efficiency will be continued.

If you have any additional questions regarding this report, please contact GARY PARDUE at (661) 726-5662.

Dan L. Johnson
 DAN L. JOHNSON
 Manager
 Hydraulic Services



CONFIDENTIAL/PROPRIETARY INFORMATION

August 31, 2003

ATTN: ED WOPSCALL
WAGAS LAND COMPANY
4906 INDIANOLA WAY
LA CANADA, CA 91011-2650

SUBJECT: HYDRAULIC TEST RESULTS - WEST WELL #3
35TH W 1/4 S/O AVE A
CUST #: 0-006-1729 - SERV ACCT #: 003-6970-34
DATE OF TEST: August 28, 2003


In accordance with your request, a test was made on your turbine well pump on the date listed above. If you have any questions regarding the results which follow, please contact GARY PARDUE at (661)726-5662.

EQUIPMENT

PUMP: L & B NO: 21847
MOTOR: US NO: 1025182 60 HP
METER: O728K-1297
HYDRAULIC TEST REFERENCE NUMBER: 2579

TEST RESULTS

Discharge Pressure, PSI	0.9
Standing Water Level, Ft.	148.3
Drawdown, Ft.	40.7
Discharge Head, Ft.	2.1
Pumping Water Level, Ft.	189.0
Total Head, Ft.	191.1
Capacity, GPM	962.0
GPM per Ft. Drawdown	23.6
Acre Ft. Pumped in 24 Hrs.	4.252
kW Input to Motor	60.7
HP Input to Motor	81.4
Motor Load (%)	122.1
Measured Speed of Pump, RPM	1,775
kWh per Acre Ft.	343
Overall Plant Efficiency (%)	57.0


DAN L. JOHNSON
Manager
Hydraulic Services



CONFIDENTIAL/PROPRIETARY INFORMATION

August 31, 2003

ATTN: ED WOPSCHALL
WAGAS LAND COMPANY
4906 INDIANOLA WAY
LA CANADA, CA 91011-2650

SUBJECT: PUMPING COST ANALYSIS
HP: 60 - PLANT: WEST WELL #3
CUST #: 0-006-1729 - SERV ACCT #: 003-6970-34
HYDRAULIC TEST REFERENCE NUMBER: 2579

The following Pumping Cost Analysis is presented as an aid to your cost accounting. This analysis is an estimate prepared from operating criteria supplied from the Edison Pump Test performed August 28, 2003 and billing history for the past 12 months.

EXISTING PLANT EFFICIENCY
TOU-PA-SOP
Current Rate


Total kWh	187,980
kW Input	60.7
kWh per Acre Ft.	343
Acre Ft. per Year	548.6
Avg. Cost per kWh	\$0.09
Avg. Cost per Acre Ft.	\$31.45
Overall Plant Eff. (%)	57.0

TOTAL ANNUAL COST	\$17,254.86

The hydraulic test results indicate that this pump is operating in an efficient manner.

It is sincerely hoped that this information will prove helpful to you, and that your concerns over maintaining optimum pumping efficiency will be continued.

If you have any additional questions regarding this report, please contact GARY PARDUE at (661)726-5662.


DAN L. JOHNSON
Manager
Hydraulic Services



CONFIDENTIAL/PROPRIETARY INFORMATION

August 31, 2003

ATTN: ED WOPSCHALL
 WAGAS LAND COMPANY
 4906 INDIANOLA WAY
 LA CANADA, CA 91011-2650

SUBJECT: PUMPING COST ANALYSIS - HP: 60 - PLANT: WEST WELL #3
 CUST #: 0-006-1729 - SERV ACCT #: 003-6970-34
 HYDRAULIC TEST REFERENCE NUMBER: 2579

The following Pumping Cost Analysis is presented as an aid to your cost accounting. This analysis is an estimate prepared from operating criteria supplied from the Edison Pump Test performed August 28, 2003 and billing history for the past 12 months.


It is recommended and assumed that:

1. Overall plant efficiency can be improved from 57.0% to 70.0%. These improvements can save you up to 34,823 kWh annually.
2. Water requirements will be the same as for the past year.
3. All operating conditions (annual hours of operation, head above, and water pumping level) will remain the same as they were at the time of the pump test.

	EXISTING PLANT EFFICIENCY	IMPROVED PLANT EFFICIENCY	Savings
	TOU-PA-SOP Current Rate	TOU-PA-SOP Current Rate	
Total kWh	187,980	153,157	34,823
kW Input	60.7	49.5	11.2
kWh per Acre Ft.	343	279	63
Acre Ft. per Year	548.6	548.6	
Avg. Cost per kWh	\$0.09		
Avg. Cost per Acre Ft.	\$31.45	\$25.63	\$5.83
Overall Plant Eff. (%)	57.0	70.0	
TOTAL ANNUAL COST	\$17,254.86	\$14,058.42	\$3,196.44

It is sincerely hoped that this information will prove helpful to you, and that your concerns over maintaining optimum pumping efficiency will be continued.

If you have any additional questions regarding this report, please contact GARY PARDUE at (661) 726-5662.


 DAN I. JOHNSON
 Manager
 Hydraulic Services

2004



SOUTHERN CALIFORNIA EDISON

CONFIDENTIAL/PROPRIETARY INFORMATION

August 27, 2004

ATTN: ED WOPSCALL
WAGAS LAND COMPANY
4906 INDIANOLA WAY
LA CANADA, CA 91011-2650

SUBJECT: HYDRAULIC TEST RESULTS - NORTH WELL #1
35TH ST W N/S AVE A
CUST #: 0-006-1729 - SERV ACCT #: 003-4220-09
DATE OF TEST: August 24, 2004


In accordance with your request, a test was made on your turbine well pump on the date listed above. If you have any questions regarding the results which follow, please contact RICK KOCH at (661)726-5662.

EQUIPMENT

PUMP: AUROR NO: V8472099
MOTOR: US NO: R718303919 30 HP
METER: 732M-54
HYDRAULIC TEST REFERENCE NUMBER: 2580

TEST RESULTS	TEST 1	TEST 2	TEST 3
Discharge Pressure, PSI	7.0	12.9	22.6
Standing Water Level, Ft.	147.6	147.6	147.6
Drawdown, Ft.	34.6	29.8	25.1
Discharge Head, Ft.	16.2	29.8	52.2
Pumping Water Level, Ft.	182.2	177.4	172.7
Total Head, Ft.	198.4	207.2	224.9
Capacity, GPM	328.0	295.0	270.0
GPM per Ft. Drawdown	9.5	9.9	10.8
Acre Ft. Pumped in 24 Hrs.	1.450	1.304	1.193
kW Input to Motor	25.0	24.4	23.3
HP Input to Motor	33.5	32.7	31.2
Motor Load (%)	98.9	96.5	92.2
Measured Speed of Pump, RPM	1,760		
kWh per Acre Ft.	414	449	469
Overall Plant Efficiency (%)	49.0	47.2	49.1

Test 1 is the normal operation of this pump at the time of the above test(s). The other results were obtained by throttling the discharge.


DAN L. JOHNSON
Manager
Hydraulic Services



SOUTHERN CALIFORNIA EDISON

CONFIDENTIAL/PROPRIETARY INFORMATION

August 27, 2004

ATTN: ED WOPSCHALL
WAGAS LAND COMPANY
4906 INDIANOLA WAY
LA CANADA, CA 91011-2650

SUBJECT: PUMPING COST ANALYSIS
HP: 30 - PLANT: NORTH WELL #1
CUST #: 0-006-1729 - SERV ACCT #: 003-4220-09
HYDRAULIC TEST REFERENCE NUMBER: 2580

The following Pumping Cost Analysis is presented as an aid to your cost accounting. This analysis is an estimate prepared from operating criteria supplied from the Edison Pump Test performed August 24, 2004 and billing history for the past 12 months.

EXISTING PLANT EFFICIENCY

PA-1

Current Rate


Total kWh	13,572
kW Input	25.0
kWh per Acre Ft.	414
Acre Ft. per Year	32.8
Avg. Cost per kWh	\$0.11
Avg. Cost per Acre Ft.	\$46.53
Overall Plant Eff. (%)	49.0

TOTAL ANNUAL COST	\$1,525.61

The hydraulic test results indicate that this pump is operating in an efficient manner.

It is sincerely hoped that this information will prove helpful to you, and that your concerns over maintaining optimum pumping efficiency will be continued.

If you have any additional questions regarding this report, please contact RICK KOCH at (661)726-5662.


DAN L. JOHNSON
Manager
Hydraulic Services



SOUTHERN CALIFORNIA EDISON

CONFIDENTIAL/PROPRIETARY INFORMATION

August 27, 2004

ATTN: ED WOPSCALL
 WAGAS LAND COMPANY
 4906 INDIANOLA WAY
 LA CANADA, CA 91011-2650

SUBJECT: PUMPING COST ANALYSIS - HP: 30 - PLANT: NORTH WELL #1
 CUST #: 0-006-1729 - SERV ACCT #: 003-4220-09
 HYDRAULIC TEST REFERENCE NUMBER: 2580

The following Pumping Cost Analysis is presented as an aid to your cost accounting. This analysis is an estimate prepared from operating criteria supplied from the Edison Pump Test performed August 24, 2004 and billing history for the past 12 months.


It is recommended and assumed that:

1. Overall plant efficiency can be improved from 49.0% to 65.0%. These improvements can save you up to 3,337 kWh annually.
2. Water requirements will be the same as for the past year.
3. All operating conditions (annual hours of operation, head above, and water pumping level) will remain the same as they were at the time of the pump test.

	EXISTING PLANT EFFICIENCY		IMPROVED PLANT EFFICIENCY	
	PA-1		PA-1	
	Current Rate	Current Rate	Savings	
Total kWh	13,572	10,235	3,337	
kW Input	25.0	18.9	6.1	
kWh per Acre Ft.	414	312	102	
Acre Ft. per Year	32.8	32.8		
Avg. Cost per kWh	\$0.11			
Avg. Cost per Acre Ft.	\$46.53	\$35.09	\$11.44	
Overall Plant Eff. (%)	49.0	65.0		
TOTAL ANNUAL COST	\$1,525.61	\$1,150.49	\$375.12	

It is sincerely hoped that this information will prove helpful to you, and that your concerns over maintaining optimum pumping efficiency will be continued.

If you have any additional questions regarding this report, please contact RICK KOCH at (662) 263-6662.


 DAN L. JOHNSON
 Manager
 Hydraulic Services



SOUTHERN CALIFORNIA EDISON

CONFIDENTIAL/PROPRIETARY INFORMATION

August 27, 2004

ATTN: ED WOPSCALL
WAGAS LAND COMPANY
4906 INDIANOLA WAY
LA CANADA, CA 91011-2650

SUBJECT: HYDRAULIC TEST RESULTS - EAST WELL #2
E/S 30TH W S/O AVE A
CUST #: 0-000-2633 - SERV ACCT #: 014-8034-41
DATE OF TEST: August 23, 2004


In accordance with your request, a test was made on your turbine well pump on the date listed above. If you have any questions regarding the results which follow, please contact RICK KOCH at (661)726-5662.

EQUIPMENT

PUMP: L & B NO: D18009
MOTOR: US NO: H1019392 50 HP
METER: 732K-1194
HYDRAULIC TEST REFERENCE NUMBER: 2578

TEST RESULTS

Discharge Pressure, PSI	0.9
Standing Water Level, Ft.	127.8
Drawdown, Ft.	40.0
Discharge Head, Ft.	2.1
Pumping Water Level, Ft.	167.8
Total Head, Ft.	169.9
Capacity, GPM	676.0
GPM per Ft. Drawdown	16.9
Acre Ft. Pumped in 24 Hrs.	2.988
kW Input to Motor	42.0
HP Input to Motor	56.3
Motor Load (%)	101.4
Measured Speed of Pump, RPM	1,773
kWh per Acre Ft.	337
Overall Plant Efficiency (%)	51.5


DAN L. JOHNSON
Manager
Hydraulic Services



SOUTHERN CALIFORNIA EDISON

CONFIDENTIAL/PROPRIETARY INFORMATION

August 27, 2004

ATTN: ED WOPSCHALL
WAGAS LAND COMPANY
4906 INDIANOLA WAY
LA CANADA, CA 91011-2650

SUBJECT: PUMPING COST ANALYSIS
HP: 50 - PLANT: EAST WELL #2
CUST #: 0-000-2633 - SERV ACCT #: 014-8034-41
HYDRAULIC TEST REFERENCE NUMBER: 2578

The following Pumping Cost Analysis is presented as an aid to your cost accounting. This analysis is an estimate prepared from operating criteria supplied from the Edison Pump Test performed August 23, 2004 and billing history for the past 12 months.

EXISTING PLANT EFFICIENCY
TOU-PA-SO1
Current Rate

Total kWh	157,248
kW Input	42.0
kWh per Acre Ft.	337
Acre Ft. per Year	466.0
Avg. Cost per kWh	\$0.07
Avg. Cost per Acre Ft.	\$22.84
Overall Plant Eff. (%)	51.5
-----	-----
TOTAL ANNUAL COST	\$10,645.69

The hydraulic test results indicate that this pump is operating in an efficient manner.

It is sincerely hoped that this information will prove helpful to you, and that your concerns over maintaining optimum pumping efficiency will be continued.

If you have any additional questions regarding this report, please contact RICK KOCH at (561) 926-5662.

DAN L. JOHNSON
Manager
Hydraulic Services



SOUTHERN CALIFORNIA EDISON

CONFIDENTIAL/PROPRIETARY INFORMATION

August 27, 2004

ATTN: ED WOPSCHALL
 WAGAS LAND COMPANY
 4906 INDIANOLA WAY
 LA CANADA, CA 91011-2650

SUBJECT: PUMPING COST ANALYSIS - HP: 50 - PLANT: EAST WELL #2
 CUST #: 0-000-2633 - SERV ACCT #: 014-8034-41
 HYDRAULIC TEST REFERENCE NUMBER: 2578

The following Pumping Cost Analysis is presented as an aid to your cost accounting. This analysis is an estimate prepared from operating criteria supplied from the Edison Pump Test performed August 23, 2004 and billing history for the past 12 months.


It is recommended and assumed that:

1. Overall plant efficiency can be improved from 51.5% to 70.0%. These improvements can save you up to 41,569 kWh annually.
2. Water requirements will be the same as for the past year.
3. All operating conditions (annual hours of operation, head above, and water pumping level) will remain the same as they were at the time of the pump test.

	EXISTING PLANT EFFICIENCY		IMPROVED PLANT EFFICIENCY	
	TOU-PA-SOP		TOU-PA-SOP	
	Current Rate	Current Rate	Savings	
Total kWh	157,248	115,679	41,569	
kW Input	42.0	30.9	11.1	
kWh per Acre Ft.	337	248	89	
Acre Ft. per Year	466.0	466.0		
Avg. Cost per kWh	\$0.07			
Avg. Cost per Acre Ft.	\$22.84	\$16.80	\$6.04	
Overall Plant Eff. (%)	51.5	70.0		
TOTAL ANNUAL COST	\$10,645.69	\$7,831.46	\$2,814.23	

It is sincerely hoped that this information will prove helpful to you, and that your concerns over maintaining optimum pumping efficiency will be continued.

If you have any additional questions regarding this report, please contact RICK KOCH at (561) 726-3662.


 DAN L. JOHNSON
 Manager
 Hydraulic Services



SOUTHERN CALIFORNIA EDISON

CONFIDENTIAL/PROPRIETARY INFORMATION

August 27, 2004

ATTN: ED WOPSCALL
WAGAS LAND COMPANY
4906 INDIANOLA WAY
LA CANADA, CA 91011-2650

SUBJECT: HYDRAULIC TEST RESULTS - WEST WELL #3
3310 W AVENUE A
CUST #: 0-006-1729 - SERV ACCT #: 003-6970-34
DATE OF TEST: August 24, 2004

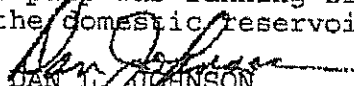
In accordance with your request, a test was made on your turbine well pump on the date listed above. If you have any questions regarding the results which follow, please contact RICK KOCH at (661)726-5662.

EQUIPMENT

PUMP: L & B NO: 21847
MOTOR: US NO: 1025182 60 HP
METER: O728K-1297
HYDRAULIC TEST REFERENCE NUMBER: 2579

TEST RESULTS	TEST 1	TEST 2
Discharge Pressure, PSI	0.9	44.0
Standing Water Level, Ft.	141.8	141.8
Drawdown, Ft.	39.6	22.1
Discharge Head, Ft.	2.1	101.6
Pumping Water Level, Ft.	181.4	163.9
Total Head, Ft.	183.5	265.5
Capacity, GPM	878.0	322.0
GPM per Ft. Drawdown	22.2	14.6
Acre Ft. Pumped in 24 Hrs.	3.881	1.423
kW Input to Motor	60.7	52.0
HP Input to Motor	81.4	69.7
Motor Load (%)	122.1	104.6
Measured Speed of Pump, RPM	1,777	
kWh per Acre Ft.	375	877
Overall Plant Efficiency (%)	50.0	31.0

The above test results indicate various operating conditions of this pump. Test #1 the pump was running slightly throttled. Test #2 the pump was filling the domestic reservoir.


DAN L. JOHNSON
Manager
Hydraulic Services



SOUTHERN CALIFORNIA EDISON

CONFIDENTIAL/PROPRIETARY INFORMATION

August 27, 2004

ATTN: ED WOPSCHALL
 WAGAS LAND COMPANY
 4906 INDIANOLA WAY
 LA CANADA, CA 91011-2650

SUBJECT: PUMPING COST ANALYSIS - HP: 60 - PLANT: WEST WELL #3
 CUST #: 0-006-1729 - SERV ACCT #: 003-6970-34
 HYDRAULIC TEST REFERENCE NUMBER: 2579

The following Pumping Cost Analysis is presented as an aid to your cost accounting. This analysis is an estimate prepared from operating criteria supplied from the Edison Pump Test performed August 24, 2004 and billing history for the past 12 months.


It is recommended and assumed that:

1. Overall plant efficiency can be improved from 50.0% to 70.0%. These improvements can save you up to 55,684 kWh annually.
2. Water requirements will be the same as for the past year.
3. All operating conditions (annual hours of operation, head above, and water pumping level) will remain the same as they were at the time of the pump test.

	EXISTING PLANT EFFICIENCY	IMPROVED PLANT EFFICIENCY	Savings
	TOU-PA-SOP Current Rate	TOU-PA-SOP Current Rate	
Total kWh	194,724	139,040	55,684
kW Input	60.7	43.3	17.4
kWh per Acre Ft.	375	268	107
Acre Ft. per Year	518.6	518.6	
Avg. Cost per kWh	\$0.07		
Avg. Cost per Acre Ft.	\$25.44	\$18.16	\$7.27
Overall Plant Eff. (%)	50.0	70.0	
TOTAL ANNUAL COST	\$13,192.55	\$9,419.95	\$3,772.60

It is sincerely hoped that this information will prove helpful to you, and that your concerns over maintaining optimum pumping efficiency will be continued.

If you have any additional questions regarding this report, please contact RICK KOCH at (661) 726-5662.


 DAN L. JOHNSON
 Manager
 Hydraulic Services

2011



Confidential/Proprietary Information

December 23, 2011

ATTN: ED WOPSCHALL
 WAGAS LAND COMPANY
 4906 INDIANOLA WAY
 LA CANADA, CA 91011-2650

PUMPING COST ANALYSIS, Plant: NORTH WELL #1
 Location: 35TH ST W N/S AVE A HP: 30
 Cust #: 0-006-1729 Serv. Acct. #: 003-4220-09
 Meter: 3412M-7140 Pump Ref. #: 2580

The following energy efficiency analysis is presented as an aid to your cost accounting. This is an estimate based on the conditions present during the Edison pump test performed on December 22, 2011, billing history for the past 12 months, and your current rate of TOU-PA-A

Assuming that water requirements will be the same as for the past year, and all operating conditions (annual hours of operation, head above, and water pumping level) will remain the same as they were at the time of the pump test, it is estimated that:

1. Overall plant efficiency can be improved from 36.1% to 61.0%.
2. This can save you up to 2,350 kWh and \$1,667.34 annually.
3. These kWh savings translate to a 1.0-ton decrease in CO₂ emissions.

	<u>Existing</u>	<u>Plant Efficiency Improved</u>	<u>Savings</u>
Total kWh	5,760	3,410	2,350
kW Input	26.0	15.4	10.6
kWh per Acre Foot	501	296	204
Acre Feet per Year	11.5		
Average Cost per kWh	\$0.71		
Average Cost per Acre Foot	\$355.23	\$210.29	\$144.94
Overall Plant Efficiency (%)	36.1	61.0	
Total Annual Cost	\$4,086.37	\$2,419.04	\$1,667.34

It is sincerely hoped that this information will prove helpful to you, and that your concerns over maintaining optimum pumping efficiency will be continued. If you have any questions regarding this report, please contact RICK KOCH at (805)654-7312.

RUSS JOHNSON
 Manager
 Hydraulic Services



**Save Energy,
Save Money. . .
Your test results show that you can!**

December 23, 2011

ATTN: ED WOPSCHALL
WAGAS LAND COMPANY
4906 INDIANOLA WAY
LA CANADA, CA 91011-2650

PUMPING COST ANALYSIS, Plant: NORTH WELL #1
Location: 35TH ST W N/S AVE A HP: 30
Cust #: 0-006-1729 Serv. Acct. #: 003-4220-09
Meter: 3412M-7140 Pump Ref. #: 2580

Dear SCE Customer:

Helping California businesses save energy and money is a major goal at SCE. As you know, our Technical Specialist performed a free energy efficiency test on one or more pumps at your facility on December 22, 2011. We thank you for the opportunity to provide this service, and appreciate your interest in the performance of your pumps.

The results of the testing, shown in the table below, indicate that the pump listed above has the potential for improved Overall Plant Efficiency (OPE), lower energy costs, and a cash incentive.

	Projected Incentive, Energy, and Cost Savings			
	<u>Existing</u>	<u>Improved</u>	<u>Savings</u>	<u>Cash Incentive</u>
Total kWh	5,760	3,410	2,350	\$211.52
kW Input	26.0	15.4	10.6	
kW on-peak activity factor *			6.9	\$689.56
Acre Feet per Year	11.5			
kWh per Acre Foot	501	296	204	
Average Cost per Acre Foot	\$355.23	\$210.29	\$144.94	
Overall Plant Efficiency (%)	36.1	61.0		
Annual Total	\$4,086.37	\$2,419.04	\$1,667.34	\$901.08

(*The kW on-peak activity factor represents how the kW impacts the SCE system during on-peak periods as determined by SCE's agricultural and water pumping customers' average load profiles. By improving efficiency, your expected kW savings is 10.6 kW, and the savings used for incentive calculations is 65% of 10.6, or 6.9 kW.)

Case studies have shown that repairing, retrofitting, or replacing inefficient pumps can save energy and money, and may even help you avoid serious operational problems. For your business, this could mean the following:

- **Improved Plant Efficiency:** Your OPE can be improved from 36.1% to 61.0%.
- **Lower Energy Costs:** Based on the test data, your past energy usage, and your current rate of TOU-PA-A, we estimate that you may save up to 2,350 kWh annually (which translates to a 1.0-ton decrease in CO₂ emissions). This may result in energy cost savings of \$1,667.34.
- **Cash Incentive:** Through the retrofit and installation of more energy-efficient equipment, you have the potential to receive an incentive of 50.09 per kWh and \$100 per on-peak activity factored kW reduced, courtesy of SCE's Customized Efficiency Program. Based on your estimated kWh and kW, you would be eligible for a Potential Cash Incentive of \$901.08, capped at 50% of your project cost. (See contract for details.)

If you are interested in an incentive for this pump, please contact **CHRISTIAN TORRES** at (626)633-9954 to complete a project application. All applicants must receive a written approval authorization before implementing any project; failure to comply will result in forfeiture of incentive funding.

We encourage you to review your results and take advantage of SCE's energy efficiency expertise and incentives. Visit www.sce.com/rebatesandsavings, or give us a call and let us know how we can be of further service to you.

Sincerely,

Southern California Edison



Confidential/Proprietary Information

December 23, 2011

ATTN: ED WOPSCALL
 WAGAS LAND COMPANY
 4906 INDIANOLA WAY
 LA CANADA, CA 91011-2650

PUMPING COST ANALYSIS, Plant: EAST WELL #2
 Location: E/S 30TH W S/O AVE A HP: 50
 Cust #: 0-000-2633 Serv. Acct. #: 014-8034-41
 Meter: 3412M-6681 Pump Ref.#: 2578

The following energy efficiency analysis is presented as an aid to your cost accounting. This is an estimate based on the conditions present during the Edison pump test performed on December 22, 2011, billing history for the past 12 months, and your current rate of TOU-PA-SOP-1.

Assuming that water requirements will be the same as for the past year, and all operating conditions (annual hours of operation, head above, and water pumping level) will remain the same as they were at the time of the pump test, it is estimated that:

1. Overall plant efficiency can be improved from 55.0% to 65.0%.
2. This can save you up to 24,753 kWh and \$2,419.63 annually.
3. These kWh savings translate to a 11-ton decrease in CO₂ emissions.

	<u>Existing</u>	<u>Plant Efficiency Improved</u>	<u>Savings</u>
Total kWh	160,392	135,639	24,753
kW Input	42.6	36.0	6.6
kWh per Acre Foot	340	287	52
Acre Feet per Year	472.1		
Average Cost per kWh	\$0.10		
Average Cost per Acre Foot	\$33.21	\$28.08	\$5.13
Overall Plant Efficiency (%)	55.0	65.0	
Total Annual Cost	\$15,678.32	\$13,258.68	\$2,419.63

It is sincerely hoped that this information will prove helpful to you, and that your concerns over maintaining optimum pumping efficiency will be continued. If you have any questions regarding this report, please contact RICK KOCH at (805)654-7312.

RUSS JOHNSON
 Manager
 Hydraulic Services



**Save Energy,
Save Money. . .
Your test results show that you can!**

December 23, 2011

ATTN: ED WOPSCHALL
WAGAS LAND COMPANY
4906 INDIANOLA WAY
LA CANADA, CA 91011-2650

PUMPING COST ANALYSIS, Plant: EAST WELL #2
Location: E/S 30TH W S/O AVE A HP: 50
Cust #: 0-000-2633 Serv. Acct. #: 014-8034-41
Meter: 3412M-6681 Pump Ref. #: 2578

Dear SCE Customer:

Helping California businesses save energy and money is a major goal at SCE. As you know, our Technical Specialist performed a free energy efficiency test on one or more pumps at your facility on December 22, 2011. We thank you for the opportunity to provide this service, and appreciate your interest in the performance of your pumps.

The results of the testing, shown in the table below, indicate that the pump listed above has the potential for improved Overall Plant Efficiency (OPE), lower energy costs, and a cash incentive.

	Projected Incentive, Energy, and Cost Savings			
	<u>Existing</u>	<u>Improved</u>	<u>Savings</u>	<u>Cash Incentive</u>
Total kWh	160,392	135,639	24,753	\$2,227.80
kW Input	42.6	36.0	6.6	
kW on-peak activity factor *			4.3	\$427.34
Acre Feet per Year	472.1			
kWh per Acre Foot	340	287	52	
Average Cost per Acre Foot	\$33.21	\$28.08	\$5.13	
Overall Plant Efficiency (%)	55.0	65.0		
Annual Total	\$15,678.32	\$13,258.68	\$2,419.63	\$2,655.14

(*The kW on-peak activity factor represents how the kW impacts the SCE system during on-peak periods as determined by SCE's agricultural and water pumping customers' average load profiles. By improving efficiency, your expected kW savings is 6.6 kW, and the savings used for incentive calculations is 65% of 6.6, or 4.3 kW.)

Case studies have shown that repairing, retrofitting, or replacing inefficient pumps can save energy and money, and may even help you avoid serious operational problems. For your business, this could mean the following:

- **Improved Plant Efficiency:** Your OPE can be improved from 55.0% to 65.0%.
- **Lower Energy Costs:** Based on the test data, your past energy usage, and your current rate of TOU-PA-SOP-1, we estimate that you may save up to 24,753 kWh annually (which translates to a 11-ton decrease in CO₂ emissions). This may result in energy cost savings of \$2,419.63.
- **Cash Incentive:** Through the retrofit and installation of more energy-efficient equipment, you have the potential to receive an incentive of \$0.09 per kWh and \$100 per on-peak activity factored kW reduced, courtesy of SCE's Customized Efficiency Program. Based on your estimated kWh and kW, you would be eligible for a Potential Cash Incentive of \$2,655.14, capped at 50% of your project cost. (See contract for details.)

If you are interested in an incentive for this pump, please contact KRISTINA L LUNA at (909)873-7964 to complete a project application. All applicants must receive a written approval authorization before implementing any project; failure to comply will result in forfeiture of incentive funding.

We encourage you to review your results and take advantage of SCE's energy efficiency expertise and incentives. Visit www.sce.com/rebatesandsavings, or give us a call and let us know how we can be of further service to you.

Sincerely,

Southern California Edison



Confidential/Proprietary Information

December 23, 2011

ATTN: ED WOPSCHALL
 WAGAS LAND COMPANY
 4906 INDIANOLA WAY
 LA CANADA, CA 91011-2650

PUMPING COST ANALYSIS, Plant: WEST WELL #3
 Location: 3310 W AVENUE A HP: 60
 Cust #: 0-006-1729 Serv. Acct. #: 003-6970-34
 Meter: 3416M-7011 Pump Ref. #: 2579

The following energy efficiency analysis is presented as an aid to your cost accounting. This is an estimate based on the conditions present during the Edison pump test performed on December 22, 2011, billing history for the past 12 months, and your current rate of TOU-P-S-1-AP.

Assuming that water requirements will be the same as for the past year, and all operating conditions (annual hours of operation, head above, and water pumping level) will remain the same as they were at the time of the pump test, it is estimated that:

1. Overall plant efficiency can be improved from 53.8% to 65.0%.
2. This can save you up to 28,826 kWh and \$3,035.39 annually.
3. These kWh savings translate to a 13-ton decrease in CO₂ emissions.

	<u>Existing</u>	<u>Plant Efficiency Improved</u>	<u>Savings</u>
Total kWh	166,788	137,962	28,826
kW Input	59.4	49.1	10.3
kWh per Acre Foot	356	295	62
Acre Feet per Year	467.9		
Average Cost per kWh	\$0.11		
Average Cost per Acre Foot	\$37.53	\$31.05	\$6.49
Overall Plant Efficiency (%)	53.8	65.0	
Total Annual Cost	\$17,562.78	\$14,527.39	\$3,035.39

It is sincerely hoped that this information will prove helpful to you, and that your concerns over maintaining optimum pumping efficiency will be continued. If you have any questions regarding this report, please contact RICK KOCH at (805)654-7312.

RUSS JOHNSON
 Manager
 Hydraulic Services



**Save Energy,
Save Money. . .
Your test results show that you can!**

December 23, 2011

ATTN: ED WOPSCHALL
WAGAS LAND COMPANY
4906 INDIANOLA WAY
LA CANADA, CA 91011-2650

PUMPING COST ANALYSIS, Plant: WEST WELL #3
Location: 3310 W AVENUE A HP: 60
Cust #: 0-006-1729 Serv. Acct #: 003-6970-34
Meter: 3416M-7011 Pump Ref.#: 2579

Dear SCE Customer:

Helping California businesses save energy and money is a major goal at SCE. As you know, our Technical Specialist performed a free energy efficiency test on one or more pumps at your facility on December 22, 2011. We thank you for the opportunity to provide this service, and appreciate your interest in the performance of your pumps.

The results of the testing, shown in the table below, indicate that the pump listed above has the potential for improved Overall Plant Efficiency (OPE), lower energy costs, and a cash incentive.

	Projected Incentive, Energy, and Cost Savings			
	<u>Existing</u>	<u>Improved</u>	<u>Savings</u>	<u>Cash Incentive</u>
Total kWh	166,788	137,962	28,826	\$2,594.35
kW Input	59.4	49.1	10.3	
kW on-peak activity factor *			6.7	\$667.30
Acre Feet per Year	467.9			
kWh per Acre Foot	356	295	62	
Average Cost per Acre Foot	\$37.53	\$31.05	\$6.49	
Overall Plant Efficiency (%)	53.8	65.0		
Annual Total	\$17,562.78	\$14,527.39	\$3,035.39	\$3,261.65

(*The kW on-peak activity factor represents how the kW impacts the SCE system during on-peak periods as determined by SCE's agricultural and water pumping customers' average load profiles. By improving efficiency, your expected kW savings is 10.3 kW, and the savings used for incentive calculations is 65% of 10.3, or 6.7 kW.)

Case studies have shown that repairing, retrofitting, or replacing inefficient pumps can save energy and money, and may even help you avoid serious operational problems. For your business, this could mean the following:

- **Improved Plant Efficiency:** Your OPE can be improved from 53.8% to 65.0%.
- **Lower Energy Costs:** Based on the test data, your past energy usage, and your current rate of TOU-P-S-1-AP, we estimate that you may save up to 28,826 kWh annually (which translates to a 13-ton decrease in CO₂ emissions). This may result in energy cost savings of \$3,035.39.
- **Cash Incentive:** Through the retrofit and installation of more energy-efficient equipment, you have the potential to receive an incentive of \$0.09 per kWh and \$100 per on-peak activity factored kW reduced, courtesy of SCE's Customized Efficiency Program. Based on your estimated kWh and kW, you would be eligible for a Potential Cash Incentive of \$3,261.65, capped at 50% of your project cost. (See contract for details.)

If you are interested in an incentive for this pump, please contact CHRISTIAN TORRES at (626)633-9954 to complete a project application. All applicants must receive a written approval authorization before implementing any project; failure to comply will result in forfeiture of incentive funding.

We encourage you to review your results and take advantage of SCE's energy efficiency expertise and incentives. Visit www.sce.com/rebatesandsavings, or give us a call and let us know how we can be of further service to you.

Sincerely,

Southern California Edison

2012



Confidential/Proprietary Information

October 26, 2012

ATTN: ED WOPSCHALL
 WAGAS LAND COMPANY
 4906 INDIANOLA WAY
 LA CANADA, CA 91011-2650

PUMPING COST ANALYSIS, Plant: NORTH WELL #1
 Location: 35TH ST W N/S AVE A HP: 30
 Cust #: 0-006-1729 Serv. Acct. #: 003-4220-09
 Meter: 254000-016403 Pump Ref. #: 2580

The following energy efficiency analysis is presented as an aid to your cost accounting. This is an estimate based on the conditions present during the Edison pump test performed on October 22, 2012, billing history for the past 12 months, and your current rate of PA-1.

Assuming that water requirements will be the same as for the past year, and all operating conditions (annual hours of operation, head above, and water pumping level) will remain the same as they were at the time of the pump test, it is estimated that:

1. Overall plant efficiency can be improved from 37.3% to 61.0%.
2. This can save you up to 2,041 kWh and \$969.98 annually.
3. These kWh savings translate to a 0.9-ton decrease in CO₂ emissions.

	<u>Existing</u>	<u>Plant Efficiency Improved</u>	<u>Savings</u>
Total kWh	5,256	3,215	2,041
kW Input	24.7	15.1	9.6
kWh per Acre Foot	508	311	197
Acre Feet per Year	10.3		
Average Cost per kWh	\$0.48		
Average Cost per Acre Foot	\$241.51	\$147.74	\$93.77
Overall Plant Efficiency (%)	37.3	61.0	
Total Annual Cost	\$2,498.23	\$1,528.25	\$969.98

It is sincerely hoped that this information will prove helpful to you, and that your concerns over maintaining optimum pumping efficiency will be continued. If you have any questions regarding this report, please contact RICK KOCH at (805)654-7312.

RUSS JOHNSON
 Manager
 Hydraulic Services



**Save Energy,
Save Money. . .
Your test results show that you can!**

October 26, 2012

ATTN: ED WOPSCHALL
WAGAS LAND COMPANY
4906 INDIANOLA WAY
LA CANADA, CA 91011-2650

PUMPING COST ANALYSIS, Plant: NORTH WELL #1
Location: 35TH ST W N/S AVE A HP: 30
Cust #: 0-006-1729 Serv. Acct #: 003-4220-09
Meter: 254000-016403 Pump Ref.#: 2580

Dear SCE Customer:

Helping California businesses save energy and money is a major goal at SCE. As you know, our Technical Specialist performed a free energy efficiency test on one or more pumps at your facility on October 22, 2012. We thank you for the opportunity to provide this service, and appreciate your interest in the performance of your pumps.

The results of the testing, shown in the table below, indicate that the pump listed above has the potential for improved Overall Plant Efficiency (OPE), lower energy costs, and a cash incentive.

	Projected Incentive, Energy, and Cost Savings			
	<u>Existing</u>	<u>Improved</u>	<u>Savings</u>	<u>Cash Incentive</u>
Total kWh	5,256	3,215	2,041	\$183.67
kW input	24.7	15.1	9.6	
kW on-peak activity factor *			6.2	\$623.36
Acre Feet per Year	10.3			
kWh per Acre Foot	508	311	197	
Average Cost per Acre Foot	\$241.51	\$147.74	\$93.77	
Overall Plant Efficiency (%)	37.3	61.0		
Annual Total	\$2,498.23	\$1,528.25	\$969.98	\$807.03

(*The kW on-peak activity factor represents how the kW impacts the SCE system during on-peak periods as determined by SCE's agricultural and water pumping customers' average load profiles. By improving efficiency, your expected kW savings is 9.6 kW, and the savings used for incentive calculations is 65% of 9.6, or 6.2 kW.)

Case studies have shown that repairing, retrofitting, or replacing inefficient pumps can save energy and money, and may even help you avoid serious operational problems. For your business, this could mean the following:

- **Improved Plant Efficiency:** Your OPE can be improved from 37.3% to 61.0%.
- **Lower Energy Costs:** Based on the test data, your past energy usage, and your current rate of PA-1, we estimate that you may save up to 2,041 kWh annually (which translates to a 0.9-ton decrease in CO₂ emissions). This may result in energy cost savings of \$969.98.
- **Cash Incentive:** Through the retrofit and installation of more energy-efficient equipment, you have the potential to receive an incentive of \$0.09 per kWh and \$100 per on-peak activity factored kW reduced, courtesy of SCE's Customized Efficiency Program. Based on your estimated kWh and kW, you would be eligible for a Potential Cash Incentive of \$807.03, capped at 50% of your project cost. (See contract for details.)

If you are interested in an incentive for this pump, please contact **CHRISTIAN TORRES** at (626)633-9954 to complete a project application. All applicants must receive a written approval authorization before implementing any project; failure to comply will result in forfeiture of incentive funding.

We encourage you to review your results and take advantage of SCE's energy efficiency expertise and incentives. Visit www.sce.com/rebatesandsavings, or give us a call and let us know how we can be of further service to you.

Sincerely,

Southern California Edison



Confidential/Proprietary Information

October 26, 2012

ATTN: ED WOPSCHALL
 WAGAS LAND COMPANY
 4906 INDIANOLA WAY
 LA CANADA, CA 91011-2650

PUMPING COST ANALYSIS, Plant: EAST WELL #2
 Location: E/S 30TH W S/O AVE A HP: 50
 Cust #: 0-000-2633 Serv. Acct. #: 014-8034-41
 Meter: 3412M-6681 Pump Ref.#: 2578

The following energy efficiency analysis is presented as an aid to your cost accounting. This is an estimate based on the conditions present during the Edison pump test performed on October 22, 2012, billing history for the past 12 months, and your current rate of TOU-PA-SOP-1.

Assuming that water requirements will be the same as for the past year, and all operating conditions (annual hours of operation, head above, and water pumping level) will remain the same as they were at the time of the pump test, it is estimated that:

1. Overall plant efficiency can be improved from 54.9% to 65.0%.
2. This can save you up to 26,123 kWh and \$2,418.17 annually.
3. These kWh savings translate to a 11-ton decrease in CO₂ emissions.

	<u>Existing</u>	<u>Plant Efficiency Improved</u>	<u>Savings</u>
Total kWh	167,388	141,265	26,123
kW Input	43.1	36.4	6.7
kWh per Acre Foot	356	301	56
Acre Feet per Year	469.8		
Average Cost per kWh	\$0.09		
Average Cost per Acre Foot	\$32.98	\$27.83	\$5.15
Overall Plant Efficiency (%)	54.9	65.0	
Total Annual Cost	\$15,495.11	\$13,076.94	\$2,418.17

It is sincerely hoped that this information will prove helpful to you, and that your concerns over maintaining optimum pumping efficiency will be continued. If you have any questions regarding this report, please contact RICK KOCH at (805)654-7312.

RUSS JOHNSON
 Manager
 Hydraulic Services



**Save Energy,
Save Money. . .
Your test results show that you can!**

October 26, 2012

ATTN: ED WOPSCHALL
WAGAS LAND COMPANY
4906 INDIANOLA WAY
LA CANADA, CA 91011-2650

PUMPING COST ANALYSIS, Plant: EAST WELL #2
Location: E/S 30TH W S/O AVE A HP: 50
Cust #: 0-000-2633 Serv. Acct. #: 014-8034-41
Meter: 3412M-6681 Pump Ref.#: 2578

Dear SCE Customer:

Helping California businesses save energy and money is a major goal at SCE. As you know, our Technical Specialist performed a free energy efficiency test on one or more pumps at your facility on October 22, 2012. We thank you for the opportunity to provide this service, and appreciate your interest in the performance of your pumps.

The results of the testing, shown in the table below, indicate that the pump listed above has the potential for improved Overall Plant Efficiency (OPE), lower energy costs, and a cash incentive.

	Projected Incentive, Energy, and Cost Savings			
	<u>Existing</u>	<u>Improved</u>	<u>Savings</u>	<u>Cash Incentive</u>
Total kWh	167,388	141,265	26,123	\$2,351.03
kW Input	43.1	36.4	6.7	
kW on-peak activity factor *			4.4	\$437.20
Acre Feet per Year	469.8			
kWh per Acre Foot	356	301	56	
Average Cost per Acre Foot	\$32.98	\$27.83	\$5.15	
Overall Plant Efficiency (%)	54.9	65.0		
Annual Total	\$15,495.11	\$13,076.94	\$2,418.17	\$2,788.24

(*The kW on-peak activity factor represents how the kW impacts the SCE system during on-peak periods as determined by SCE's agricultural and water pumping customers' average load profiles. By improving efficiency, your expected kW savings is 6.7 kW, and the savings used for incentive calculations is 65% of 6.7, or 4.4 kW.)

Case studies have shown that repairing, retrofitting, or replacing inefficient pumps can save energy and money, and may even help you avoid serious operational problems. For your business, this could mean the following:

- **Improved Plant Efficiency:** Your OPE can be improved from 54.9% to 65.0%.
- **Lower Energy Costs:** Based on the test data, your past energy usage, and your current rate of TOU-PA-SOP-1, we estimate that you may save up to 26,123 kWh annually (which translates to a 11-ton decrease in CO₂ emissions). This may result in **energy cost savings of \$2,418.17.**
- **Cash Incentive:** Through the retrofit and installation of more energy-efficient equipment, you have the potential to receive an incentive of \$0.09 per kWh and \$100 per on-peak activity factored kW reduced, courtesy of SCE's Customized Efficiency Program. Based on your estimated kWh and kW, you would be eligible for a **Potential Cash Incentive of \$2,788.24,** capped at 50% of your project cost. (See contract for details.)

If you are interested in an incentive for this pump, please contact Veronica Diaz at (626)812-7670 to complete a project application. All applicants must receive a written approval authorization before implementing any project; failure to comply will result in forfeiture of incentive funding.

We encourage you to review your results and take advantage of SCE's energy efficiency expertise and incentives. Visit www.sce.com/rebatesandsavings, or give us a call and let us know how we can be of further service to you.

Sincerely,

Southern California Edison



Confidential/Proprietary Information

October 28, 2012

ATTN: ED WOPSCHALL
 WAGAS LAND COMPANY
 4906 INDIANOLA WAY
 LA CANADA, CA 91011-2650

PUMPING COST ANALYSIS, Plant: WEST WELL #3
 Location: 3310 W AVENUE A HP: 60
 Cust #: 0-006-1729 Serv. Acct. #: 003-6970-34
 Meter: 3416M-7011 Pump Ref. #: 2579

The following energy efficiency analysis is presented as an aid to your cost accounting. This is an estimate based on the conditions present during the Edison pump test performed on October 22, 2012, billing history for the past 12 months, and your current rate of TOU-P-S-1-AP.

Assuming that water requirements will be the same as for the past year, and all operating conditions (annual hours of operation, head above, and water pumping level) will remain the same as they were at the time of the pump test, it is estimated that:

1. Overall plant efficiency can be improved from 56.2% to 65.0%.
2. This can save you up to 27,867 kWh and \$2,564.34 annually.
3. These kWh savings translate to a 12-ton decrease in CO₂ emissions.

	<u>Existing</u>	<u>Plant Efficiency Improved</u>	<u>Savings</u>
Total kWh	204,780	176,913	27,867
kW Input	60.7	52.4	8.3
kWh per Acre Foot	382	330	52
Acre Feet per Year	536.7		
Average Cost per kWh	\$0.09		
Average Cost per Acre Foot	\$35.11	\$30.33	\$4.78
Overall Plant Efficiency (%)	56.2	65.0	
Total Annual Cost	\$18,843.86	\$16,279.52	\$2,564.34

It is sincerely hoped that this information will prove helpful to you, and that your concerns over maintaining optimum pumping efficiency will be continued. If you have any questions regarding this report, please contact RICK KOCH at (805)654-7312.

RUSS JOHNSON
 Manager
 Hydraulic Services



**Save Energy,
Save Money. . .
Your test results show that you can!**

October 26, 2012

ATTN: ED WOPSCHALL
WAGAS LAND COMPANY
4906 INDIANOLA WAY
LA CANADA, CA 91011-2650

PUMPING COST ANALYSIS, Plant: WEST WELL #3
Location: 3310 W AVENUE A HP: 60
Cust #: 0-006-1729 Serv. Acct. #: 003-6970-34
Meter: 3416M-7011 Pump Ref. #: 2579

Dear SCE Customer:

Helping California businesses save energy and money is a major goal at SCE. As you know, our Technical Specialist performed a free energy efficiency test on one or more pumps at your facility on October 22, 2012. We thank you for the opportunity to provide this service, and appreciate your interest in the performance of your pumps.

The results of the testing, shown in the table below, indicate that the pump listed above has the potential for improved Overall Plant Efficiency (OPE), lower energy costs, and a cash incentive.

	Projected Incentive, Energy, and Cost Savings			
	<u>Existing</u>	<u>Improved</u>	<u>Savings</u>	<u>Cash Incentive</u>
Total kWh	204,780	176,913	27,867	\$2,508.05
kW Input	60.7	52.4	8.3	
kW on-peak activity factor *			5.4	\$536.92
Acre Feet per Year	536.7			
kWh per Acre Foot	382	330	52	
Average Cost per Acre Foot	\$35.11	\$30.33	\$4.78	
Overall Plant Efficiency (%)	56.2	65.0		
Annual Total	\$18,843.86	\$16,279.52	\$2,564.34	\$3,044.96

(*The kW on-peak activity factor represents how the kW impacts the SCE system during on-peak periods as determined by SCE's agricultural and water pumping customers' average load profiles. By improving efficiency, your expected kW savings is 8.3 kW, and the savings used for incentive calculations is 65% of 8.3, or 5.4 kW.)

Case studies have shown that repairing, retrofitting, or replacing inefficient pumps can save energy and money, and may even help you avoid serious operational problems. For your business, this could mean the following:

- **Improved Plant Efficiency:** Your OPE can be improved from 56.2% to 65.0%.
- **Lower Energy Costs:** Based on the test data, your past energy usage, and your current rate of TOU-P-S-1-AP, we estimate that you may save up to 27,867 kWh annually (which translates to a 12-ton decrease in CO₂ emissions). This may result in energy cost savings of \$2,564.34.
- **Cash Incentive:** Through the retrofit and installation of more energy-efficient equipment, you have the potential to receive an incentive of \$0.09 per kWh and \$100 per on-peak activity factored kW reduced, courtesy of SCE's Customized Efficiency Program. Based on your estimated kWh and kW, you would be eligible for a Potential Cash Incentive of \$3,044.96, capped at 50% of your project cost. (See contract for details.)

If you are interested in an incentive for this pump, please contact **CHRISTIAN TORRES** at (626)633-9954 to complete a project application. All applicants must receive a written approval authorization before implementing any project; failure to comply will result in forfeiture of incentive funding.

We encourage you to review your results and take advantage of SCE's energy efficiency expertise and incentives. Visit www.sce.com/rebatesandsavings, or give us a call and let us know how we can be of further service to you.

Sincerely,

Southern California Edison

LAW OFFICES OF
BEST BEST & KRIEGER LLP
3750 UNIVERSITY AVENUE, SUITE 400
P.O. BOX 1028
RIVERSIDE, CALIFORNIA 92502

1
2
3
4
5
6
7
8
9
10
11
12
13
14
15
16
17
18
19
20
21
22
23
24
25
26
27
28

~~EXHIBIT "J"~~

LAW OFFICES OF
BEST BEST & KRIEGER LLP
3750 UNIVERSITY AVENUE, SUITE 400
P.O. BOX 1028
RIVERSIDE, CALIFORNIA 92502

1
2
3
4
5
6
7
8
9
10
11
12
13
14
15
16
17
18
19
20
21
22
23
24
25
26
27
28

EXHIBIT "K"

LAW OFFICES OF
BEST BEST & KRIEGER LLP
3750 UNIVERSITY AVENUE, SUITE 400
P.O. BOX 1028
RIVERSIDE, CALIFORNIA 92502

1
2
3
4
5
6
7
8
9
10
11
12
13
14
15
16
17
18
19
20
21
22
23
24
25
26
27
28

EXHIBIT "L"

LAW OFFICES OF
BEST BEST & KRIEGER LLP
3750 UNIVERSITY AVENUE, SUITE 400
P.O. BOX 1028
RIVERSIDE, CALIFORNIA 92502

1
2
3
4
5
6
7
8
9
10
11
12
13
14
15
16
17
18
19
20
21
22
23
24
25
26
27
28

EXHIBIT "M"

Appendix D-3: Table 4
Applied Crop Water Duties and Irrigation Efficiency Values
 (DU = 80%)

Antelope Valley Area of Adjudication

Crop	ET _c ¹ (in)	P _e ² (in)	ET _{AW} ³ (in)	DU ⁴ (%)	AW _c ⁵ (in)	AW _{er} ⁶ (in)	AW _{pr} ⁷ (in)	AW _T ⁸ (in)	E _{ir} ⁹ (%)	
Alfalfa	62.10	1.77	60.33	80	75.42	0	2.0	77.42	6.5	81
Carrots	27.47	0.00	27.47	80	34.33	6	6.5	46.83	3.9	85
Grain	22.94	1.42	21.52	80	26.90	0	4.0	30.90	2.6	83
Melons/Squash	23.91	0.00	23.91	80	29.88	0	4.0	33.88	2.8	82
Onions	37.57	0.00	37.57	80	46.96	3	4.0	53.96	4.5	83
Orchard (Deciduous)	47.38	0.00	47.38	80	59.22	0	0.0	59.22	4.9	80
Pasture	66.19	1.77	64.42	80	80.53	0	0.0	80.53	6.7	80
Potatoes	24.02	0.00	24.02	80	30.03	0	4.0	34.03	2.8	82
Silage	27.31	0.00	27.31	80	34.14	0	4.0	38.14	3.2	82
Sugar Beets	40.55	0.00	40.55	80	50.68	0	4.0	54.68	4.6	81
Vineyard (Grapes)	35.33	0.00	35.33	80	44.16	0	0.0	44.16	3.7	80

¹ ET_c = K_c * ET_o where ET_o = average ET_o for specified periods, based on data from Victorville CIMIS Station, 1984-2003; K_c values from Univ. California Cooperative Extension
² P_e = effective precipitation offsetting ET_c, up to 1/2 of the average precipitation, in Dec. - Feb., inclusive
³ ET_{AW} = evapotranspiration of applied water = ET_c - P_e
⁴ DU = Irrigation distribution uniformity
⁵ AW_c = applied water for crop requirement = ET_{AW} + DU
⁶ AW_{er} = applied water for erosion control
⁷ AW_{pr} = applied water for field preparation and pre-irrigation
⁸ AW_T = applied crop water duty = AW_c + AW_{er} + AW_{pr}
⁹ E_{ir} = overall irrigation efficiency for beneficial uses = (ET_{AW} + AW_{er} + AW_{pr}) / AW_T

20
21
22
23
24
25
26
27
28

EXHIBIT "N"

LAW OFFICES OF
BEST BEST & KRIEGER LLP
3750 UNIVERSITY AVENUE, SUITE 400
P.O. BOX 1028
RIVERSIDE, CALIFORNIA 92502

1
2
3
4
5
6
7
8
9
10
11
12
13
14
15
16
17
18
19
20
21
22
23
24
25
26
27
28

~~EXHIBIT "O"~~

PROOF OF SERVICE

STATE OF CALIFORNIA, COUNTY OF LOS ANGELES

I am over the age of eighteen and not a party to the within action. I am employed by Hanna and Morton LLP in the County of Los Angeles, State of California. My business address is 444 South Flower Street, Suite 1500, Los Angeles, CA 90071-2916.

On January 29, 2013, I served the following document(s) in the *Antelope Valley Groundwater Adjudication* cases, JCCP No. 4408, described as: **DECLARATION OF EDWARD A. WOPSCHALL IN LIEU OF DEPOSITION TESTIMONY FOR PHASE 4 TRIAL**

on the interested parties in this action, by posting the document(s) listed above to the Santa Clara County Superior Court e-filing website (<http://www.scefiling.org>) under the Antelope Valley Groundwater matter pursuant to the Court's Order dated October 27, 2005.

Executed on January 29, 2013, at Los Angeles, California.

(STATE) I declare under penalty of perjury under the laws of the State of California that the above is true and correct.


Sylvia Cantos

**SUPPLEMENTAL
DECLARATION OF EDWARD A.
WOPSCHALL
IN LIEU OF DEPOSITION TESTIMONY
FOR PHASE 4 TRIAL**

1 HANNA AND MORTON LLP
2 EDWARD S. RENWICK (State Bar No. 29325)
3 444 South Flower Street, Suite 1500
4 Los Angeles, California 90071-2916
5 Telephone: (213) 628-7131
6 Facsimile: (213) 623-3379

7 Attorneys for Cross-Defendant
8 WAGAS LAND COMPANY LLC

9
10
11
12
13
14
15
16
17
18
19
20
21
22
23
24
25
26
27
28
SUPERIOR COURT OF THE STATE OF CALIFORNIA
COUNTY OF LOS ANGELES

11 ANTELOPE VALLEY
12 GROUNDWATER CASES
13 **Included Consolidated Actions:**
14 Los Angeles County Waterworks District
15 No. 40 v. Diamond Farming Co., Superior
16 Court of California, County of Los Angeles
17 Case No. BC325201
18 Los Angeles County Waterworks District
19 No. 40 v. Diamond Farming Co., Superior
20 Court of California, County of Kern Case
21 No. S-1500-CV254348
22 Wm. Bolthouse Farms, Inc. v. City of
23 Lancaster; Diamond Farming Co. v. City of
24 Lancaster; Diamond Farming Co. v.
25 Palmdale Water Dist., Superior Court of
26 California, County of Riverside,
27 Consolidated Actions, Case Nos.
28 RIC353840, RIC344436, RIC344668.
Rebecca Lee Willis v. Los Angeles County
Waterworks District No. 40, Superior
Court of California, County of Los Angeles
Case No. BC364553
Richard A. Wood v. Los Angeles County
Waterworks, District No. 40, Superior
Court of California, County of Los
Angeles, Case No. BC391869

Judicial Council Coordination Proceeding
No. 4408

Santa Clara Case No. 1-05-CV-049053
Assigned to the Hon. Jack Komar

**SUPPLEMENT TO DECLARATION OF
EDWARD A. WOPSCHALL IN LIEU OF
DEPOSITION TESTIMONY FOR PHASE 4
TRIAL**

Counsel for the small pumper class has requested that Edward A. Wopschall (Declarant for Wagas Land Company) supplement his declaration so that the *"description of the water use be further clarified, such that it is indicated that the property and water are also used for*

1 *sporting purposes.*” He has also requested that further detail be supplied concerning
2 domestic water use at the property. Accordingly, Edward A. Wopschall hereby supplements
3 paragraph 36 of his previous declaration dated January 26, 2013, which was filed herein January
4 29, 2013, to read as follows:

5 “36. The amount of water used on the parcels on an annual basis is set out in Exhibit I
6 hereto. We keep track of the water used by well. We do not keep track of the water applied by
7 APN numbers. The water is used to create wildlife habitat and a very small amount is used for
8 domestic purposes. We provide wildlife habitat for two reasons. (a) First we provide wildlife
9 habitat because we believe it contributes to the reproductive well being of both migratory and
10 non-migratory wildlife. Both migratory and non-migratory wildlife need food, water and cover—
11 all of which are in short supply in the Antelope Valley today. We believe this is particularly true
12 of migratory waterfowl, the majority of which nest and breed on the Canadian prairie. They
13 require food and rest as they migrate, both coming south in the fall and returning north in the
14 spring. If they don’t have sufficient food and rest along the way, they arrive home on the
15 Canadian prairies in poor condition which results in a low rate of reproduction. The Antelope
16 Valley also has a resident population of waterfowl. Resident waterfowl also require food, water,
17 cover and safe nesting areas. (b) Second we provide wildlife habitat so that Wagas members and
18 their guests can make recreational use of the property. Those recreational uses include, but are
19 not necessarily limited to, hunting (about one day per week during the hunting season), hiking,
20 bird watching, dog training, clay pigeon shooting, teaching children and grandchildren about the
21 outdoors and enjoying social events such as barbecues. Our use of water for domestic purposes
22 consists of the domestic needs of the caretaker and his wife as well as the domestic needs of the
23 members of Wagas Land Company LLC and their guests. That means that there are nearly
24 always two people on the property using water for domestic purposes and from time to time there
25 are as many as 20 to 25 people on the property using water for domestic purposes. In addition
26 our domestic use includes watering landscaping in the area surrounding our cabins. I have been
27 affiliated with Wagas Land Company for approximately the last 38 years. I know of my own
28 personal knowledge that the foregoing description accurately reflects what has been occurring at


1 the property for that entire period of time. I also believe that it accurately reflects what has been
2 occurring at the property since Wagas Land Company was formed in 1925".

3 I declare under penalty of perjury under the laws of the State of California that the
4 foregoing is true and correct.

5 Executed this 18th day of February 2013, at IRVINDALE, California.

6 
7 Edward A. Wopschall

8
9
10
11
12
13
14
15
16
17
18
19
20
21
22
23
24
25
26
27
28



1
2
3
4
5
6
7
8
9
10
11
12
13
14
15
16
17
18
19
20
21
22
23
24
25
26
27
28

PROOF OF SERVICE

STATE OF CALIFORNIA, COUNTY OF LOS ANGELES

I am over the age of eighteen and not a party to the within action. I am employed by Hanna and Morton LLP in the County of Los Angeles, State of California. My business address is 444 South Flower Street, Suite 1500, Los Angeles, CA 90071-2916.

On February 19, 2013, I served the following document(s) in the *Antelope Valley Groundwater Adjudication* cases, JCCP No. 4408, described as: **SUPPLEMENT TO DECLARATION OF EDWARD A. WOPSCALL IN LIEU OF DEPOSITION TESTIMONY FOR PHASE 4 TRIAL**

on the interested parties in this action, by posting the document(s) listed above to the Santa Clara County Superior Court e-filing website (<http://www.scefiling.org>) under the Antelope Valley Groundwater matter pursuant to the Court's Order dated October 27, 2005.

Executed on February 19, 2013, at Los Angeles, California.

(STATE) I declare under penalty of perjury under the laws of the State of California that the above is true and correct.


Sylvia Cantos

PROOF OF SERVICE

STATE OF CALIFORNIA, COUNTY OF LOS ANGELES

I am over the age of eighteen and not a party to the within action. I am employed by Hanna and Morton LLP in the County of Los Angeles, State of California. My business address is 444 South Flower Street, Suite 1500, Los Angeles, CA 90071-2916.

On May 23, 2013, I served the following document(s) in the *Antelope Valley Groundwater Adjudication* cases, JCCP No. 4408, described as: **STIPULATION WITH WAGAS LAND COMPANY LLC IN LIEU OF DEPOSITION TESTIMONY OF EDWARD A. WOPSCHALL FOR PHASE 4 TRIAL**

on the interested parties in this action, by posting the document(s) listed above to the Santa Clara County Superior Court e-filing website (<http://www.scefiling.org>) under the Antelope Valley Groundwater matter pursuant to the Court's Order dated October 27, 2005.

Executed on May 23, 2013, at Los Angeles, California.

(STATE) I declare under penalty of perjury under the laws of the State of California that the above is true and correct.


Sylvia Cantos