

1
2
3
4
5
6
7
8
9
10
11
12
13
14
15
16
17
18
19
20
21
22
23
24
25
26
27

WHITE FENCE FARMS MUTUAL WATER COMPANY
Attachment I.3.a.i. (PART 5)

GRESHAM | SAVAGE
ATTORNEYS AT LAW
3750 UNIVERSITY AVE.
STE. 250
RIVERSIDE, CA 92501-3335
(951) 684-2171

SCE Statements 2000-2005 X-Have Statement Missing Statement

	2000	2001	2002	2003	2004	2005
Jan						
County	X	X	X	X	X	X
City	X	X	X	X	X	X
Feb						
County	X	X	X	X	X	X
City	X	X	X	X	X	X
Mar						
County	X	X	X	X	X	X
City	X	X	X	X	X	X
April						
County	X	X	X	X	X	X
City	X	X	X	X	X	X
May						
County	X	X	X	X	X	X
City	X	X	X	X	X	X
Jun						
County	X	X	X	X	X	X
City	X	X	X	X	X	X
Jul						
County	X	X	X	X	X	X
City	X	X	X	X	X	X
Aug						
County	X	X	X	X	X	X
City	X	X	X	X	X	X
Sept						
County	X	X	X	X	X	X
City	X	X	X	X	X	X
Oct						
County	X	X	X	X	X	X
City	X	X	X	X	X	X
Nov						
County	X	X	X	X	X	X
City	X	X	X	X	X	X
Dec						
County	X	X	X	X	X	X
City	X	X	X	X	X	X

SCE Statements 2000-200! X-Have Statement

Missing Statement

	2006	2007	2008	2009	2010	2011	2012
Jan							
County	X	X	X	X	X	X	X
City	X	X	X	X	X	X	X
Feb							
County	X	X	X	X	X	X	X
City		X	X	X	X	X	X
Mar							
County	X	X	X	X	X	X	X
City	X	X	X	X	X	X	X
April							
County	X	X	X	X	X	X	X
City	X	X	X	X	X	X	X
May							
County	X	X	X	X	X	X	X
City	X	X	X	X	X	X	X
Jun							
County	X	X	X	X	X	X	X
City	X	X	X	X	X	X	X
Jul							
County	X	X	X	X	X	X	X
City	X	X	X	X	X	X	X
Aug							
County	X	X	X	X	X	X	X
City	X	X	X	X	X	X	X
Sept							
County	X	X	X	X	X	X	X
City	X	X		X	X	X	X
Oct							
County	X	X	X	X	X	X	X
City	X	X	X	X	X	X	X
Nov							
County	X	X	X	X	X	X	X
City	X	X	X	X	X	X	X
Dec							
County	X	X	X	X		X	X
City	X	X	X	X		X	X

SCE Statements 2000-2005						X-Have Statement	Missing Statement
	2000	2001	2002	2003	2004	2005	
Jan							
County	X	X	X	X	X	X	X
City	X	X	X	X	X	X	X
Feb							
County	X	X	X	X	X	X	X
City	X	X	X	X	X	X	X
Mar							
County	X	X	X	X	X	X	X
City	X	X	X	X	X	X	X
April							
County	X	X	X	X	X	X	X
City	X	X	X	X	X	X	X
May							
County	X	X	X	X	X	X	X
City	X	X	X	X	X	X	X
Jun							
County	X	X	X	X	X	X	X
City	X	X	X	X	X	X	X
Jul							
County	X	X	X	X	X	X	X
City	X	X	X	X	X	X	X
Aug							
County	X	X	X	X	X	X	X
City	X	X	X	X	X	X	X
Sept							
County	X	X	X	X	X	X	X
City	X	X	X	X	X	X	X
Oct							
County	X	X	X	X	X	X	X
City	X	X	X	X	X	X	X
Nov							
County	X	X	X	X	X	X	X
City	X	X	X	X	X	X	X
Dec							
County	X	X	X	X	X	X	X
City	X	X	X	X	X	X	X

County

Date	Days	Rate	kWh	Billing kW	Max kW	Total Bill
12/23/2005	30	TOU-PA-B	15626	103	103.2	1493.25
11/23/2005	29	TOU-PA-B	28431	114	114.2	2318.53
10/25/2005	33	TOU-PA-B	38644	120	120	3319.73
09/22/2005	30	TOU-PA-B	51000	125	124.8	5390.19
08/23/2005	29	TOU-PA-B	56400	125	124.8	5919.73
07/25/2005	32	TOU-PA-B	56960	125	124.8	5690.39
06/23/2005	30	TOU-PA-B	43920	125	125.2	4092
05/24/2005	29	TOU-PA-B	45320	123	123.2	3437.25
04/25/2005	32	TOU-PA-B	33960	121	121.2	2780.84
03/24/2005	29	TOU-PA-B	17520	114	114	1722.93
02/23/2005	29	TOU-PA-B	15240	101	100.8	1538.09
01/25/2005	33	TOU-PA-B	15960	122	121.6	1667.28
12/23/2004	30	TOU-PA-B	21280	99	99.2	1943.55
11/23/2004	32	TOU-PA-B	25800	106	106	2239
10/22/2004	30	TOU-PA-B	32320	123	122.8	2787.5
09/22/2004	30	TOU-PA-B	41000	126	125.6	3433.95
08/23/2004	31	TOU-PA-B	47080	126	125.6	3841.12
07/23/2004	60	TOU-PA-B	83920	126	126	6771.85
05/24/2004	27	TOU-PA-B	31760	120	119.6	2549.05
04/27/2004	33	TOU-PA-B	27080	107	106.8	2275.72
03/25/2004	30	TOU-PA-B	14440	104	104	1450.73
02/24/2004	29	TOU-PA-B	11440	98	98	1273.04
01/26/2004	33	TOU-PA-B	12600	96	96.4	1330.42
12/24/2003	33	TOU-PA-B	15440	98	97.6	1483.98
11/21/2003	29	TOU-PA-B	19760	110	110.4	1807.98
10/23/2003	30	TOU-PA-B	32400	127	126.8	2818.96
09/23/2003	33	TOU-PA-B	47360	127	126.8	2448.21
08/21/2003	29	TOU-PA-B	46880	128	127.6	4191.48
07/23/2003	29	TOU-PA-B	40840	126	125.6	4162.08
06/24/2003	32	TOU-PA-B	160	118	118	530.54
05/23/2003	29	TOU-PA-B	3360	118	118	760.83
04/24/2003	29	TOU-PA-B	80	105	105.2	392.63
03/26/2003	30	TOU-PA-B	20240	105	105.2	2291.7
02/24/2003	31	TOU-PA-B	0	0	0	272.08
01/24/2003	32	TOU-PA-B	2360	96	96	616.22
12/23/2002	32	TOU-PA-B	80	19	19.2	279.43
11/21/2002	30	TOU-PA-B	0	0	0	272.08
10/22/2002	32	TOU-PA-B	16800	127	126.8	2039.84
09/20/2002	29	TOU-PA-B	48320	127	126.8	4829.97
08/22/2002	29	TOU-PA-B	57840	128	128.4	5683.32
07/24/2002	30	TOU-PA-B	38120	126	126.4	3893.16
06/24/2002	33	TOU-PA-B	57160	128	128	6054.52
05/22/2002	28	TOU-PA-B	5880	106	106	845.77
04/24/2002	30	TOU-PA-B	400	54	53.6	228.9
03/25/2002	31	TOU-PA-B	0	0	0.4	224.49
02/22/2002	30	TOU-PA-B	40	4	3.6	229.12
01/23/2002	30	TOU-PA-B	15240	92	92	1730.39
12/24/2001	33	TOU-PA-B	20440	96	96.4	2153.02
11/21/2001	30	TOU-PA-B	31960	103	102.8	3077.13
10/22/2001	32	TOU-PA-B	38320	112	112	3742.42
09/20/2001	30	TOU-PA-B	46120	120	119.6	4489.55
08/21/2001	28	TOU-PA-B	47600	117	117.2	4625.73
07/24/2001	32	TOU-PA-B	39440	119	119.2	3183.66

06/22/2001	30	TOU-PA-B	42920	119	118.8	4111.09
05/23/2001	29	TOU-PA-B	28880	120	120.4	2477.25
04/24/2001	29	TOU-PA-B	0	2	1.6	190.68
03/26/2001	31	TOU-PA-B	40	41	40.8	228.49
02/23/2001	31	TOU-PA-B	0	37	36.8	224.49
01/23/2001	33	TOU-PA-B	0	0	0	224.49
12/21/2000	30	TOU-PA-B	1520	82	82	393.84
11/21/2000	29	TOU-PA-B	80	2	1.6	227.83
10/23/2000	32	TOU-PA-B	40120	117	117.2	2815.54
09/21/2000	31	TOU-PA-B	56040	120	119.6	3760.39
08/21/2000	28	TOU-PA-B	49440	118	117.6	3488.66
07/24/2000	32	TOU-PA-B	60120	238	238	4991.11
06/22/2000	30	TOU-PA-B	95440	119	119.2	5044.6
05/23/2000	32	TOU-PA-B	27800	120	119.6	2409.94
04/21/2000	29	TOU-PA-B	29520	117	116.8	1992.35
03/23/2000	28	TOU-PA-B	1200	83	83.2	364.38
02/24/2000	31	TOU-PA-B	0	0	0	224.49
01/24/2000	33	TOU-PA-B	1520	82	82	380.46

Read Date	Read Code	Bill Code	KWH Meter	KW Demand Real	Number Of Days	Total Usage	Daily Avg	Total Bill
08/21/00	MANUAL RE CSS		02422	0.00	28	49440	1765.71	\$3,488.66
07/24/00	MANUAL RE CBS		01186	0.00	32	60120	1878.75	\$4,991.11
06/22/00	MANUAL RE CBS		10598	0.00	30	95440	3181.33	\$5,044.60
05/23/00	MANUAL RE CBS		08212	0.00	32	27800	868.75	\$2,409.94
04/21/00	MANUAL RE CBS		07517	0.00	29	29520	1017.93	\$1,992.35
03/23/00	MANUAL RE CBS		06779	0.00	28	1200	42.86	\$364.38
02/24/00	MANUAL RE CBS		06749	0.00	31	0	0.00	\$224.49
01/24/00	MANUAL RE CBS		06749	0.00	33	1520	46.06	\$380.46
12/22/99	MANUAL RE CBS		06711	0.00	30	23800	793.33	\$1,698.57
11/22/99	MANUAL RE CBS		06116	0.00	28	26040	930.00	\$1,841.08
10/25/99	MANUAL RE CBS		05465	0.00	32	57400	1793.75	\$3,685.30
09/23/99	MANUAL RE CBS		04030	0.00	32	24640	770.00	\$1,772.80
08/22/99	MANUAL RE CBS		03414	0.00	31	23920	771.61	\$1,730.07
07/22/99	MANUAL RE CBS		02816	0.00	30	23160	772.00	\$1,687.28
06/22/99	MANUAL RE CBS		02237	0.00	31	37480	1209.03	\$2,734.70
05/22/99	MANUAL RE CBS		01300	0.00	31	52000	1677.42	\$3,811.66
04/21/99	MANUAL RE CBS		00371	0.00	29	3760	129.66	\$547.08
03/23/99	MANUAL RE CBS		00277	0.00	27	3520	130.37	\$526.55
02/24/99	MANUAL RE CBS		00189	0.00	31	4040	130.32	\$571.02
01/24/99	MANUAL RE CBS		00088	0.00	27	3520	130.37	\$526.55
12/28/98	MANUAL RE CBS		13876	0.02	5	80	16.00	\$35.39
12/23/98	MANUAL RE CSS		13875	0.02	30	240	8.00	\$132.61
11/23/98	MANUAL RE CBS		13872	0.00	31	480	15.48	\$212.31
10/23/98	MANUAL RE CBS		13866	0.00	31	36640	1181.94	\$2,700.88
09/22/98	MANUAL RE CSS		13408	1.51	29	54160	1867.59	\$5,319.90
08/24/98	MANUAL RE CSS		12731	1.51	31	74160	2392.26	\$6,393.01
07/24/98	MANUAL RE CSS		11804	1.51	30	68960	2298.67	\$6,114.01
06/24/98	MANUAL RE CSS		10942	1.50	29	46000	1586.21	\$4,476.57
05/26/98	MANUAL RE BSS		10367	1.47	32	33040	1032.50	\$3,135.63
04/24/98		BSS	9954	0.00	29	8480	292.41	\$685.81
03/26/98		BSS	9848	0.00	29	1440	49.66	\$367.62
02/25/98		BSS	9830	0.00	33	5840	176.97	\$762.72
01/23/98		BSS	9757	0.00	31	4720	152.26	\$662.23
12/23/97		BSS	9698	0.00	32	7840	245.00	\$952.63
11/21/97		BSS	9600	0.00	30	32640	1088.00	\$3,099.06
10/22/97		BSS	9192	0.00	33	49920	1512.73	\$4,561.03
09/19/97		BSS	8568	0.00	29	64560	2226.21	\$5,779.49
08/21/97		BSS	7761	0.00	28	20880	745.71	\$3,043.18
07/24/97		BSS	7500	0.00	30	57520	1917.33	\$5,480.50
06/24/97		BSS	6781	0.00	32	67040	2095.00	\$5,729.07
05/23/97		BSS	5943	0.00	29	60640	2091.03	\$4,703.59
04/24/97		BSS	5185	0.00	30	41680	1389.33	\$3,686.29
03/25/97		BSS	4664	0.00	29	1040	35.86	\$359.40
02/24/97		BSS	4651	0.00	28	11520	411.43	\$1,255.45
01/27/97		BSS	4507	0.00	32	1840	57.50	\$401.82
12/26/96		BSS	4484	0.00	30	240	8.00	\$198.87
11/26/96		BSS	4481	0.00	32	28240	882.50	\$2,739.40
10/25/96		BSS	4128	0.00	30	26480	882.67	\$2,942.19
09/25/96		BSS	3797	0.00	33	67200	2036.36	\$5,855.79
08/23/96		BSS	2957	0.00	28	62800	2242.86	\$3,557.47
07/26/96		BSS	2172	0.00	31	15360	495.48	\$2,591.48
06/25/96		BSS	1980	0.00	33	23280	705.45	\$1,637.58
05/23/96		BSS	1689	0.00	30	56560	1885.33	\$4,635.36
04/23/96		BSS	0982	0.00	29	29600	1020.69	\$3,200.02
03/25/96		BSS	0612	0.00	31	22320	720.00	\$2,484.05
02/23/96		BSS	0333	0.00	30	7120	237.33	\$971.07
01/24/96	MANUAL RE BSS		00244	0.00	33	23800	721.21	\$2,754.06
12/22/95	MANUAL RE BSS		8411	0.00	31	10880	350.97	\$1,426.36
11/21/95	MANUAL RE BSS		8139	0.00	29	33680	1161.38	\$3,769.37

CNTY
SIDE
BILL
HIST

ASAI - ALL * * BZ C-SERVICE ACCOUNT INFORMATION ON INQUIRY * * * * *
08/01/00 * REQUE BOOKEEPER CORRREQ PENDCMPL 08/01/00
Customer Name - WHITE FENCE FARMS MUTUAL WATER 11/12/93 Cust Num 0-004-9667
Cust Acct Name - 11/14/95 CA Num - 02-607-7339
Serv Acct Name - 11/14/95 SA Num - 003-4216-87
Status - ACTIVE

Service Addr - 41501 20TH ST W
- PALMDALE CA 93551-1307 USA Svc Pln - TOU-PA-B
Curr Stmt Amt - 3,488.66 08/21/00
Usage - 49440.00 08/21/00 Next Read Date - 09/21/00
Stmt Group Code - Mandatory? Y
CSS SERVICE INFORMATION (CONVERTED): In Service Date - 09/04/64
Instl Svc Num - 1547682
CIS Premise Num - 524284 Meter Num - P729K-2089 Rev Class Code - 210

Profile Attribute Information Page - 1
BILLING HP LOAD 142.0 SERVBILL 05/26/98
BILLING HP LOAD 142.0 SERVBILL 05/26/98

Next Trans Code -

PF5 = CURR
PF9 = VIEW LOG

PF8 = MULT
PF12 = RETURN

Current Bill

COUNTY

BUSI * * * * * BILLING USAGE SUMMARY INQUIRY OPTIONS * * * * Page - 1.01
Cust Name - WHITE FENCE FARMS MUTUAL WATER Serv Plan Type - TPB
Serv Addr - 41501 20TH ST W SA Num - 003-4216-87
PALMDALE CA 93551-1307 USA KWH/KVAR Mult - 40.0/

Sel	Stmt	Bill	Meter	No		Daily	Daily	Total
Num	End Date	Code	Read	Days	Usage	Avg Usq	Cost	Billed
1.	08/21/00	SS	02422	28	49440	1765.71	118.68	3488.66
2.	07/24/00	SB	01186	32	60120	1878.75	148.56	4991.11
3.	07/24/00	SV	01186	25-	47440-	1897.60-	156.66-	4111.83-
4.	07/24/00	SH	01186	25	47440	1897.60	156.66	4111.83
5.	06/29/00	SV	10915	7-	12680-	1811.43-	148.94-	1094.60-
6.	06/29/00	SH	10915	7	12680	1811.43	148.94	1094.60
7.	06/22/00	SB	10598	30	95440	3181.33	160.18	5044.60
8.	06/22/00	SV	10598	30-	95440-	3181.33-	313.32-	9868.59-
9.	06/22/00	SH	10598	30	95440	3181.33	313.32	9868.59
10.	05/23/00	SB	08212	32	27800	868.75	71.73	2409.94
11.	05/23/00	SV	09026	32-	60360-	1886.25-	112.15-	3767.56-
12.	05/23/00	SH	09026	32	60360	1886.25	112.15	3767.56
13.	04/21/00*	SB	07517	29	29520	1017.93	65.44	1992.35

Selection Number - Page Number - Next Trans Code -

PF1 = HELP
PF6 = CURRENT

PF2 = ADD'l SERVPLAN
PF8 = MULT PF10 = NEXT PAGE

PF4 = SCROLL RIGHT
PF12 = RETURN

Bill Hist
SHOWING
"TAKE AWAYS"

BUSI * * * * * BILLING USAGE SUMMARY INQUIRY OPTIONS * * * * Page - 1.01
 Cust Name - WHITE FENCE FARMS MUTUAL WATER Serv Plan Type - TPB
 Serv Addr - 41501 20TH ST W SA Num - 003-4216-87
 PALMDALE CA 93551-1307 USA KWH/KVAR Mult - 40.0/

Sel Num	Stmnt End Date	Bill Code	Meter Read	No Days	Usage	Daily Avg Usq	Daily Cost	Total Billed
1.	08/21/00	SS	02422	28	49440	1765.71	118.68	3488.66
2.	07/24/00	SB	01186	32	60120	1878.75	148.56	4991.11
3.	06/22/00	SB	10598	30	95440	3181.33	160.18	5044.60
4.	05/23/00	SB	08212	32	27800	868.75	71.73	2409.94
5.	04/21/00*	SB	07517	29	29520	1017.93	65.44	1992.35
6.	03/23/00*	SB	06779	28	1200	42.86	12.39	364.38
7.	02/24/00*	SB	06749	31	0.00	0.00	6.90	224.49
8.	01/24/00*	SB	06749	33	1520	46.06	10.98	380.46
9.	12/22/99*	SB	06711	30	23800	793.33	53.93	1698.57
10.	11/22/99*	SB	06116	28	26040	930.00	62.63	1841.08
11.	10/25/99*	SB	05465	32	57400	1793.75	109.70	3685.30
12.	09/23/99*	SB	04030	32	24640	770.00	52.77	1772.80
13.	08/22/99*	SB	03414	31	23920	771.61	53.16	1730.07

Selection Number - Page Number - Next Trans Code -

PF1 = HELP
 PF6 = ALL

PF2 = ADD'l SERVPLAN
 PF8 = MULT PF10 = NEXT PAGE

PF4 = SCROLL RIGHT
 PF12 = RETURN

13 month Bill Hist
S/B AS Billed

City

Date	Days	Rate	kWh	Billing kW	Max kW	Total Bill
12/23/2005	30	TOU-PA-B	18120	122	122.4	1638.12
11/23/2005	29	TOU-PA-B	19069	106	106.1	1608.28
10/25/2005	33	TOU-PA-B	33728	120	120	2996.57
09/22/2005	30	TOU-PA-B	45840	123	123.2	4718.85
08/23/2005	29	TOU-PA-B	49040	140	140	5023.54
07/25/2005	32	TOU-PA-B	52880	123	123.2	5123.29
06/23/2005	30	TOU-PA-B	41760	122	122.4	3846.01
05/24/2005	29	TOU-PA-B	28000	114	113.6	2243.53
04/25/2005	31	TOU-PA-B	21840	102	102.4	1974.98
03/25/2005	29	TOU-PA-B	11120	97	96.8	1190.57
02/24/2005	30	TOU-PA-B	12240	94	94.4	1253.46
01/25/2005	33	TOU-PA-B	12880	95	95.2	1299.28
12/23/2004	30	TOU-PA-B	15840	102	102.4	1502.67
11/23/2004	29	TOU-PA-B	17040	102	101.6	1561.34
10/25/2004	33	TOU-PA-B	36240	121	120.8	2864.81
09/22/2004	30	TOU-PA-B	45200	123	123.2	3456.22
08/23/2004	31	TOU-PA-B	49840	123	123.2	3785.64
07/23/2004	30	TOU-PA-B	49760	126	125.6	3821.45
06/23/2004	30	TOU-PA-B	41760	125	124.8	3489.69
05/24/2004	31	TOU-PA-B	38480	117	116.8	2805.55
04/23/2004	29	TOU-PA-B	25680	106	106.4	2076.92
03/25/2004	29	TOU-PA-B	16000	105	104.8	1481.46
02/25/2004	33	TOU-PA-B	14080	126	125.6	1459.53
01/23/2004	30	TOU-PA-B	12560	97	96.8	1240.52
12/24/2003	33	TOU-PA-B	17680	98	98.4	1517.57
11/21/2003	29	TOU-PA-B	22400	109	108.8	1854.8
10/23/2003	30	TOU-PA-B	36720	118	117.6	2952.73
09/23/2003	33	TOU-PA-B	46400	119	119.2	1223.9
08/21/2003	29	TOU-PA-B	43600	118	117.6	3619.46
07/23/2003	30	TOU-PA-B	48080	122	122.4	4535.49
06/23/2003	32	TOU-PA-B	42160	115	115.2	3965.8
05/22/2003	29	TOU-PA-B	24560	134	134.4	2540.34
04/23/2003	28	TOU-PA-B	17680	101	100.8	1892.33
03/26/2003	29	TOU-PA-B	14720	99	99.2	1657.77
02/25/2003	33	TOU-PA-B	16480	98	97.6	1768.31
01/23/2003	31	TOU-PA-B	13040	94	94.4	1522.59
12/23/2002	32	TOU-PA-B	16880	101	100.8	1833.46
11/21/2002	30	TOU-PA-B	22880	108	108	2318.25
10/22/2002	32	TOU-PA-B	40080	123	123.2	3888.47
09/20/2002	29	TOU-PA-B	43040	122	122.4	4154.53
08/22/2002	30	TOU-PA-B	49680	127	127.2	4745.37
07/23/2002	29	TOU-PA-B	50800	124	124	4774.44
06/24/2002	33	TOU-PA-B	49520	154	154.4	4660.71
05/22/2002	28	TOU-PA-B	30240	114	113.6	2885.52
04/24/2002	29	TOU-PA-B	27680	115	115.2	2682.37
03/26/2002	31	TOU-PA-B	16160	106	106.4	1780.34
02/23/2002	31	TOU-PA-B	80	64	64	234.02
01/23/2002	30	TOU-PA-B	10240	94	94.4	1140.91
12/24/2001	33	TOU-PA-B	13280	93	92.8	1374.86
11/21/2001	29	TOU-PA-B	20000	113	112.8	2026.97
10/23/2001	33	TOU-PA-B	35120	116	116	3441.99
09/20/2001	29	TOU-PA-B	38960	122	122.4	3849.33
08/22/2001	30	TOU-PA-B	44800	123	123.2	4310.07

07/23/2001	32	TOU-PA-B	48400	126	125.6	4598.96
06/21/2001	29	TOU-PA-B	9520	121	120.8	1389.25
05/23/2001	29	TOU-PA-B	8480	116	116	980.71
04/24/2001	29	TOU-PA-B	20000	107	107.2	1746.84
03/26/2001	31	TOU-PA-B	7600	100	100	833.1
02/23/2001	31	TOU-PA-B	9280	101	100.8	995.94
01/23/2001	33	TOU-PA-B	12480	98	97.6	1180.92
12/21/2000	30	TOU-PA-B	16000	109	108.8	1367.61
11/21/2000	29	TOU-PA-B	18560	111	111.2	1438.59
10/23/2000	32	TOU-PA-B	32160	123	123.2	2264.16
09/21/2000	30	TOU-PA-B	38960	123	123.2	2867.49
08/22/2000	29	TOU-PA-B	46160	123	123.2	3183.09
07/24/2000	32	TOU-PA-B	48800	122	122.4	3309.42
06/22/2000	30	TOU-PA-B	43600	123	123.2	3038.09
05/23/2000	32	TOU-PA-B	31920	122	121.6	2259.09
04/21/2000	28	TOU-PA-B	22080	123	123.2	1667.63
03/24/2000	29	TOU-PA-B	7120	98	98.4	757.82
02/24/2000	31	TOU-PA-B	2960	94	93.6	504.73
01/24/2000	33	TOU-PA-B	12880	106	106.4	1191.45

Read Date	Read Code	Bill Code	KWH Meter Read	KW Demand Read	Number Of Days	Total Usage	Daily Avg	Total Bill
08/22/00	MANUAL RE	CSS	02963	0.00	29	46160	1591.72	\$3,183.09
07/24/00	MANUAL RE	CSS	02386	0.00	32	48800	1525.00	\$3,309.42
06/22/00	MANUAL RE	CSS	01776	0.00	30	43600	1453.33	\$3,038.09
05/23/00	MANUAL RE	CSS	01231	0.00	32	31920	997.50	\$2,259.09
04/21/00	MANUAL RE	CSS	00832	0.00	28	22080	788.57	\$1,667.63
03/24/00	MANUAL RE	CSS	00556	0.00	29	7120	245.52	\$757.82
02/24/00	MANUAL RE	CSS	00467	0.00	31	2960	95.48	\$504.73
01/24/00	MANUAL RE	CBS	00430	0.00	33	12880	390.30	\$1,191.45
12/22/99	MANUAL RE	CBS	00269	0.00	29	11280	388.97	\$1,079.30
11/23/99	MANUAL RE	CBS	00128	0.00	29	21520	742.07	\$1,531.93
10/25/99	MANUAL RE	CBS	10740	0.00	32	30480	952.50	\$2,027.29
09/23/99	MANUAL RE	CSS	10359	0.00	30	38080	1269.33	\$2,440.23
08/24/99	MANUAL RE	CSS	09883	0.00	32	43600	1362.50	\$2,712.55
07/23/99	MANUAL RE	CBS	09338	0.00	29	40720	1404.14	\$2,560.94
06/24/99	MANUAL RE	CBS	08829	0.00	30	29760	992.00	\$2,032.91
05/25/99	MANUAL RE	CSS	08457	0.00	29	27760	957.24	\$2,080.40
04/26/99	MANUAL RE	CSS	08110	0.00	32	19040	595.00	\$1,473.80
03/25/99	MANUAL RE	CSS	07872	0.00	29	16560	571.03	\$1,350.91
02/24/99	MANUAL RE	CSS	07665	0.00	30	10960	365.33	\$997.72
01/25/99	MANUAL RE	CSS	07528	0.00	33	13040	395.15	\$1,086.05
12/23/98	MANUAL RE	CSS	07365	0.00	30	2640	88.00	\$465.74
11/23/98		BSS	7332	0.00	31	80	2.58	\$214.80
10/23/98		BSS	7331	0.00	31	22240	717.42	\$1,699.23
09/22/98		BSS	7053	0.00	28	29200	1042.86	\$2,972.95
08/25/98		BSS	6688	0.00	33	43520	1318.79	\$3,721.35
07/23/98		BSS	6144	0.00	29	38000	1310.34	\$2,793.79
06/24/98		BSS	5669	0.00	29	27120	935.17	\$2,513.73
05/26/98		BSS	5330	0.00	32	21120	660.00	\$1,583.15
04/24/98		BSS	5066	0.00	30	10880	362.67	\$993.30
03/25/98		BSS	4930	0.00	28	9040	322.86	\$900.09
02/25/98		BSS	4817	0.00	33	6320	191.52	\$699.28
01/23/98		BSS	4738	0.00	31	8880	286.45	\$891.69
12/23/97		BSS	4627	0.00	32	10080	315.00	\$908.96
11/21/97		BSS	4501	0.00	30	18800	626.67	\$1,402.37
10/22/97		BSS	4266	0.00	30	24800	826.67	\$1,850.26
09/22/97		BSS	3956	0.00	32	38480	1202.50	\$3,320.15
08/21/97		BSS	3475	0.00	28	39440	1408.57	\$3,419.42
07/24/97		BSS	2982	0.00	29	41040	1415.17	\$3,009.83
06/25/97		BSS	2469	0.00	33	39120	1185.45	\$3,305.78
05/23/97		BSS	1980	0.00	28	31200	1114.29	\$2,175.72
04/25/97		BSS	1590	0.00	31	27680	892.90	\$2,034.33
03/25/97		BSS	1244	0.00	29	21600	744.83	\$1,676.63
02/24/97		BSS	0974	0.00	28	11440	408.57	\$973.57
01/27/97		BSS	0831	0.00	31	3680	118.71	\$543.46
12/27/96		BSS	0785	0.00	31	7680	247.74	\$747.31
11/26/96		BSS	0689	0.00	32	9040	282.50	\$862.89
10/25/96		BSS	0576	0.00	30	28560	952.00	\$2,291.63
09/25/96		BSS	0219	0.00	33	6640	201.21	\$1,486.21
08/23/96		BSS	0136	0.00	31	7360	237.42	\$763.17
07/23/96		BSS	0044	0.00	14	3520	251.43	\$363.37
07/09/96	MANUAL RE	BSS	00000	0.00	14	21120	1508.57	\$1,219.25
06/25/96	MANUAL RE	BSS	15782	0.00	33	44040	1334.55	\$3,254.20
05/23/96	MANUAL RE	BSS	15415	0.00	36	37560	1043.33	\$3,566.01
04/17/96	MANUAL RE	BSS	15102	0.00	29	21840	753.10	\$2,299.30
03/19/96	MANUAL RE	BSS	14920	0.00	28	9360	334.29	\$1,111.38
02/20/96	MANUAL RE	BSS	14842	0.00	33	12120	367.27	\$1,374.85
01/18/96	MANUAL RE	BSS	14741	0.00	31	6360	205.16	\$873.97
12/18/95	MANUAL RE	BSS	14688	0.00	32	9720	303.75	\$1,153.69
11/16/95	MANUAL RE	BSS	14607	0.00	29	24000	827.59	\$2,498.13

CITY SIDE
BILL
HIST.

ENTER INFORMATION AND 3 SELECT THE APPROPRIATE 1 KEY (016)
 BUSI * * * * * SERVICE ACCOUNT STATEMENT INQUIRY * * * * * Page - 1
 Cust Name - WHITE FENCE FARMS MUTUAL WATER CA Num - 02-607-7560
 SA Name - SA Num - 002-0243-53
 Serv Addr - 1049 W AVENUE M Stmt Date - 08/22/00
 LANCASTER CA 93534-8144 USA Stmt #/Stat - 60/BILLED
 Serv Plan - TOU-PA-B Serv Period - 07/24/00 To 08/22/00 Days - 29
 Cust Acct Stmt Number - 57

Trans Description	Usage Qty	Unit	Charge	Factor	Amount
Facilities Rel Dmd	123.00	KW	2.85000		350.55
Sum On KW Charge	26.00	KW	9.00000		234.00
Sum Mid KW Charge	119.00	KW	0.00000		0.00
Sum Off KW Charge	123.00	KW	0.00000		0.00
Demand Chg Total					584.55
Sum On KWH Charge	1680.00	KWH	0.11229		188.65
Sum Mid KWH Charge	18160.00	KWH	0.07256		1317.69
Sum Off KWH Charge	26320.00	KWH	0.03952		1040.17
Energy Chg Total					2546.51

Page Number -

PF3 = MTR RDS NO MSG PF5 = USG COMP PF6 = PARM PF8 = UNBUNDLED
 PF9 = VIEW LOG PF10 = NEXT PAGE PF12 = PREV TRANS PF24 = ALT PF KEYS

ENTER INFORMATION AND. R SELECT THE APPROPRIATE : KEY (016)
 BUSI * * * * * SERVICE ACCOUNT STATEMENT INQUIRY * * * * * Page - 1
 Cust Name - WHITE FENCE FARMS MUTUAL WATER CA Num - 02-607-7560
 SA Name - SA Num - 002-0243-53
 Serv Addr - 1049 W AVENUE M Stmt Date - 07/24/00
 LANCASTER CA 93534-8144 USA Stmt #/Stat - 59/BILLED
 Serv Plan - TOU-PA-B Serv Period - 06/22/00 To 07/24/00 Days - 32
 Cust Acct Stmt Number - 56

Trans Description	Usage Qty	Unit	Charge	Factor	Amount
Facilities Rel Dmd	122.00	KW	2.85000		347.70
Sum On KW Charge	26.00	KW	9.00000		234.00
Sum Mid KW Charge	122.00	KW	0.00000		0.00
Sum Off KW Charge	122.00	KW	0.00000		0.00
Demand Chg Total					581.70
Sum On KWH Charge	1760.00	KWH	0.11229		197.63
Sum Mid KWH Charge	18720.00	KWH	0.07256		1358.32
Sum Off KWH Charge	28320.00	KWH	0.03952		1119.21
Energy Chg Total					2675.16

Page Number -

PF3 = MTR RDS NO MSG PF5 = USG COMP PF6 = PARM PF8 = UNBUNDLED
 PF9 = VIEW LOG PF10 = NEXT PAGE PF12 = PREV TRANS PF24 = ALT PF KEYS

ENTER INFORMATION AND R SELECT THE APPROPRIATE : KEY (016)
 BUSI * * * * * SERVICE ACCOUNT STATEMENT INQUIRY * * * * * Page - 1
 Cust Name - WHITE FENCE FARMS MUTUAL WATER CA Num - 02-607-8980
 SA Name - SA Num - 002-0243-53
 Serv Addr - 1049 W AVENUE M Stmt Date - 06/22/00
 LANCASTER CA 93534-8144 USA Stmt #/Stat - 58/BILLED
 Serv Plan - TOU-PA-B Serv Period - 05/23/00 To 06/22/00 Days - 30
 Cust Acct Stmt Number - 58

Total of Current Charges -					3038.09
Trans Description	Usage Qty	Unit	Charge	Factor	Amount
Facilities Rel Dmd	123.00	KW	2.85000		350.55
Sum On KW Charge	37.00	KW	9.00000	18/30	199.80
Sum Mid KW Charge	123.00	KW	0.00000	18/30	0.00
Sum Off KW Charge	123.00	KW	0.00000	18/30	0.00
Win Mid KW Charge	114.00	KW	0.00000	12/30	0.00
Win Off KW Charge	122.00	KW	0.00000	12/30	0.00
Demand Chg Total					550.35
Sum On KWH Charge	1040.00	KWH	0.11229		116.78
Sum Mid KWH Charge	11360.00	KWH	0.07256		824.28

Page Number -

PF3 = MTR RDS NO MSG PF5 = USG COMP PF6 = PARM PF8 = UNBUNDLED
 PF9 = VIEW LOG PF10 = NEXT PAGE PF12 = PREV TRANS PF24 = ALT PF KEYS

1/16
 650
 TOU RABIN
 10.
 WHITE FENCE FARMS

County

Date	Days	Rate	kWh	Billing kW	Max kW	Total Bill
12/23/2005	30	TOU-PA-B	15626	103	103.2	1493.25
11/23/2005	29	TOU-PA-B	28431	114	114.2	2318.53
10/25/2005	33	TOU-PA-B	38644	120	120	3319.73
09/22/2005	30	TOU-PA-B	51000	125	124.8	5390.19
08/23/2005	29	TOU-PA-B	56400	125	124.8	5919.73
07/25/2005	32	TOU-PA-B	56960	125	124.8	5690.39
06/23/2005	30	TOU-PA-B	43920	125	125.2	4092
05/24/2005	29	TOU-PA-B	45320	123	123.2	3437.25
04/25/2005	32	TOU-PA-B	33960	121	121.2	2780.84
03/24/2005	29	TOU-PA-B	17520	114	114	1722.93
02/23/2005	29	TOU-PA-B	15240	101	100.8	1538.09
01/25/2005	33	TOU-PA-B	15960	122	121.6	1667.28
12/23/2004	30	TOU-PA-B	21280	99	99.2	1943.55
11/23/2004	32	TOU-PA-B	25800	106	106	2239
10/22/2004	30	TOU-PA-B	32320	123	122.8	2787.5
09/22/2004	30	TOU-PA-B	41000	126	125.6	3433.95
08/23/2004	31	TOU-PA-B	47080	126	125.6	3841.12
07/23/2004	60	TOU-PA-B	83920	126	126	6771.85
05/24/2004	27	TOU-PA-B	31760	120	119.6	2549.05
04/27/2004	33	TOU-PA-B	27080	107	106.8	2275.72
03/25/2004	30	TOU-PA-B	14440	104	104	1450.73
02/24/2004	29	TOU-PA-B	11440	98	98	1273.04
01/26/2004	33	TOU-PA-B	12600	96	96.4	1330.42
12/24/2003	33	TOU-PA-B	15440	98	97.6	1483.98
11/21/2003	29	TOU-PA-B	19760	110	110.4	1807.98
10/23/2003	30	TOU-PA-B	32400	127	126.8	2818.96
09/23/2003	33	TOU-PA-B	47360	127	126.8	2448.21
08/21/2003	29	TOU-PA-B	46880	128	127.6	4191.48
07/23/2003	29	TOU-PA-B	40840	126	125.6	4162.08
06/24/2003	32	TOU-PA-B	160	118	118	530.54
05/23/2003	29	TOU-PA-B	3360	118	118	760.83
04/24/2003	29	TOU-PA-B	80	105	105.2	392.63
03/26/2003	30	TOU-PA-B	20240	105	105.2	2291.7
02/24/2003	31	TOU-PA-B	0	0	0	272.08
01/24/2003	32	TOU-PA-B	2360	96	96	616.22
12/23/2002	32	TOU-PA-B	80	19	19.2	279.43
11/21/2002	30	TOU-PA-B	0	0	0	272.08
10/22/2002	32	TOU-PA-B	16800	127	126.8	2039.84
09/20/2002	29	TOU-PA-B	48320	127	126.8	4829.97
08/22/2002	29	TOU-PA-B	57840	128	128.4	5683.32
07/24/2002	30	TOU-PA-B	38120	126	126.4	3893.16
06/24/2002	33	TOU-PA-B	57160	128	128	6054.52
05/22/2002	28	TOU-PA-B	5880	106	106	845.77
04/24/2002	30	TOU-PA-B	400	54	53.6	228.9
03/25/2002	31	TOU-PA-B	0	0	0.4	224.49
02/22/2002	30	TOU-PA-B	40	4	3.6	229.12
01/23/2002	30	TOU-PA-B	15240	92	92	1730.39
12/24/2001	33	TOU-PA-B	20440	96	96.4	2153.02
11/21/2001	30	TOU-PA-B	31960	103	102.8	3077.13
10/22/2001	32	TOU-PA-B	38320	112	112	3742.42
09/20/2001	30	TOU-PA-B	46120	120	119.6	4489.55
08/21/2001	28	TOU-PA-B	47600	117	117.2	4625.73
07/24/2001	32	TOU-PA-B	39440	119	119.2	3183.66

06/22/2001	30	TOU-PA-B	42920	119	118.8	4111.09
05/23/2001	29	TOU-PA-B	28880	120	120.4	2477.25
04/24/2001	29	TOU-PA-B	0	2	1.6	190.68
03/26/2001	31	TOU-PA-B	40	41	40.8	228.49
02/23/2001	31	TOU-PA-B	0	37	36.8	224.49
01/23/2001	33	TOU-PA-B	0	0	0	224.49
12/21/2000	30	TOU-PA-B	1520	82	82	393.84
11/21/2000	29	TOU-PA-B	80	2	1.6	227.83
10/23/2000	32	TOU-PA-B	40120	117	117.2	2815.54
09/21/2000	31	TOU-PA-B	56040	120	119.6	3760.39
08/21/2000	28	TOU-PA-B	49440	118	117.6	3488.66
07/24/2000	32	TOU-PA-B	60120	238	238	4991.11
06/22/2000	30	TOU-PA-B	95440	119	119.2	5044.6
05/23/2000	32	TOU-PA-B	27800	120	119.6	2409.94
04/21/2000	29	TOU-PA-B	29520	117	116.8	1992.35
03/23/2000	28	TOU-PA-B	1200	83	83.2	364.38
02/24/2000	31	TOU-PA-B	0	0	0	224.49
01/24/2000	33	TOU-PA-B	1520	82	82	380.46



Date	Days	Rate	kWh	Billing kW	Max kW	Total Bill
12/23/2005	30	TOU-PA-B	18120	122	122.4	1638.12
11/23/2005	29	TOU-PA-B	19069	106	106.1	1608.28
10/25/2005	33	TOU-PA-B	33728	120	120	2996.57
09/22/2005	30	TOU-PA-B	45840	123	123.2	4718.85
08/23/2005	29	TOU-PA-B	49040	140	140	5023.54
07/25/2005	32	TOU-PA-B	52880	123	123.2	5123.29
06/23/2005	30	TOU-PA-B	41760	122	122.4	3846.01
05/24/2005	29	TOU-PA-B	28000	114	113.6	2243.53
04/25/2005	31	TOU-PA-B	21840	102	102.4	1974.98
03/25/2005	29	TOU-PA-B	11120	97	96.8	1190.57
02/24/2005	30	TOU-PA-B	12240	94	94.4	1253.46
01/25/2005	33	TOU-PA-B	12880	95	95.2	1299.28
12/23/2004	30	TOU-PA-B	15840	102	102.4	1502.67
11/23/2004	29	TOU-PA-B	17040	102	101.6	1561.34
10/25/2004	33	TOU-PA-B	36240	121	120.8	2864.81
09/22/2004	30	TOU-PA-B	45200	123	123.2	3456.22
08/23/2004	31	TOU-PA-B	49840	123	123.2	3785.64
07/23/2004	30	TOU-PA-B	49760	126	125.6	3821.45
06/23/2004	30	TOU-PA-B	41760	125	124.8	3489.69
05/24/2004	31	TOU-PA-B	38480	117	116.8	2805.55
04/23/2004	29	TOU-PA-B	25680	106	106.4	2076.92
03/25/2004	29	TOU-PA-B	16000	105	104.8	1481.46
02/25/2004	33	TOU-PA-B	14080	126	125.6	1459.53
01/23/2004	30	TOU-PA-B	12560	97	96.8	1240.52
12/24/2003	33	TOU-PA-B	17680	98	98.4	1517.57
11/21/2003	29	TOU-PA-B	22400	109	108.8	1854.8
10/23/2003	30	TOU-PA-B	36720	118	117.6	2952.73
09/23/2003	33	TOU-PA-B	46400	119	119.2	1223.9
08/21/2003	29	TOU-PA-B	43600	118	117.6	3619.46
07/23/2003	30	TOU-PA-B	48080	122	122.4	4535.49
06/23/2003	32	TOU-PA-B	42160	115	115.2	3965.8
05/22/2003	29	TOU-PA-B	24560	134	134.4	2540.34
04/23/2003	28	TOU-PA-B	17680	101	100.8	1892.33
03/26/2003	29	TOU-PA-B	14720	99	99.2	1657.77
02/25/2003	33	TOU-PA-B	16480	98	97.6	1768.31
01/23/2003	31	TOU-PA-B	13040	94	94.4	1522.59
12/23/2002	32	TOU-PA-B	16880	101	100.8	1833.46
11/21/2002	30	TOU-PA-B	22880	108	108	2318.25
10/22/2002	32	TOU-PA-B	40080	123	123.2	3888.47
09/20/2002	29	TOU-PA-B	43040	122	122.4	4154.53
08/22/2002	30	TOU-PA-B	49680	127	127.2	4745.37
07/23/2002	29	TOU-PA-B	50800	124	124	4774.44
06/24/2002	33	TOU-PA-B	49520	154	154.4	4660.71
05/22/2002	28	TOU-PA-B	30240	114	113.6	2885.52
04/24/2002	29	TOU-PA-B	27680	115	115.2	2682.37
03/26/2002	31	TOU-PA-B	16160	106	106.4	1780.34
02/23/2002	31	TOU-PA-B	80	64	64	234.02
01/23/2002	30	TOU-PA-B	10240	94	94.4	1140.91
12/24/2001	33	TOU-PA-B	13280	93	92.8	1374.86
11/21/2001	29	TOU-PA-B	20000	113	112.8	2026.97
10/23/2001	33	TOU-PA-B	35120	116	116	3441.99
09/20/2001	29	TOU-PA-B	38960	122	122.4	3849.33
08/22/2001	30	TOU-PA-B	44800	123	123.2	4310.07

07/23/2001	32	TOU-PA-B	48400	126	125.6	4598.96
06/21/2001	29	TOU-PA-B	9520	121	120.8	1389.25
05/23/2001	29	TOU-PA-B	8480	116	116	980.71
04/24/2001	29	TOU-PA-B	20000	107	107.2	1746.84
03/26/2001	31	TOU-PA-B	7600	100	100	833.1
02/23/2001	31	TOU-PA-B	9280	101	100.8	995.94
01/23/2001	33	TOU-PA-B	12480	98	97.6	1180.92
12/21/2000	30	TOU-PA-B	16000	109	108.8	1367.61
11/21/2000	29	TOU-PA-B	18560	111	111.2	1438.59
10/23/2000	32	TOU-PA-B	32160	123	123.2	2264.16
09/21/2000	30	TOU-PA-B	38960	123	123.2	2867.49
08/22/2000	29	TOU-PA-B	46160	123	123.2	3183.09
07/24/2000	32	TOU-PA-B	48800	122	122.4	3309.42
06/22/2000	30	TOU-PA-B	43600	123	123.2	3038.09
05/23/2000	32	TOU-PA-B	31920	122	121.6	2259.09
04/21/2000	28	TOU-PA-B	22080	123	123.2	1667.63
03/24/2000	29	TOU-PA-B	7120	98	98.4	757.82
02/24/2000	31	TOU-PA-B	2960	94	93.6	504.73
01/24/2000	33	TOU-PA-B	12880	106	106.4	1191.45



EDISON

An EDISON INTERNATIONAL Company
P.O. Box 600, Rosemead, CA 91771-0001

Customer and Service Address

WHITE FENCE FARMS MUTUAL WATER

1049 W AVENUE M

LANCASTER CA 93534

Date Bill Prepared

Dec 26, 2001

Next Meter Read on or about

Jan 24, 2002

Your Customer Account Number

2-02-607-7560

24-hr. Customer Service

1 (800) 896-1245

Service Account

3-002-0243-53

Rotating Outage

Group N001

Rate Schedule

TOU-PA-B



Update

Amount of Previous Statement 11/24/01

\$2,026.97

Payment received 12/18/01 - Thank you

\$ (2,026.97)

Account Balance.....\$

0.00

Current Charges:

DWR Late Pymt Chrg (\$444.73 x 0.90%)

\$4.00

SCE Late Pymt Chrg (\$1,582.24 x 0.90%)

\$14.24

Current Charges Subtotal.....\$

18.24

Summary



Service / Billing Period - 11/21/01 to 12/24/01 (33 days) - Winter Season

Facilities Rel Demand

93 kW x \$2.85000

\$ 265.05

Demand Charge Total

\$ 265.05

Winter Mid Peak

4,560 kWh x \$0.11003

501.74

Winter Off Peak

8,720 kWh x \$0.06452

562.61

Current Energy Bill

\$ 1,064.35

Customer Charge

42.80

Current Billing Detail Subtotal

\$ 1,372.20

State Tax

13,280 kWh x \$0.00020

2.66

Current amount must be paid by 01/14/02

\$1,393.10

\$ 41.66 is your daily average cost this period

Service Voltage : 480 Volts

Of your total charges, Franchise Fees represent : \$11.10

Average Energy Charge during this period is : 7.85 cents/kWh

Handwritten:
\$926.5
\$1393.10
1/8/02

(14-574)

- Please detach stub below and return with your payment -
Percent change

(25)%

255.55



Message

Reminder - A late payment charge of 0.9% will be applied to the total unpaid balance on your account if full payment is not received by the due date on this bill. For designated State agencies, the late payment charge will be applied in accordance with SCE tariffs.

* * * * *

IMPORTANT INFORMATION

Currently, the Rotating Outage Group number shown on the upper portion of your bill is not subject to rotating outages. However, the outage group number is subject to change at any time without notice due to electric system operating conditions.

**EDISON**An EDISON INTERNATIONAL Company
P.O. Box 600, Rosemead, CA 91771-0001

Customer and Service Address

Date Bill Prepared

WHITE FENCE FARMS MUTUAL WATER Dec 26, 2001

1049 W AVENUE M

Next Meter Read on or about

LANCASTR CA 93534

Jan 24, 2002

Your Customer Account Number

2-02-607-7560

24-hr. Customer Service

1 (800) 896-1245

Service Account

Rotating Outage

Rate Schedule

3-002-0243-53 Group N001

TOU-PA-B

Detail

Energy Charges (E):		
DWR Energy (D)	3,098 kWh x \$0.09306	\$ 288.30
Procured Energy		754.24
Transmission Charges		(15.54)
Distribution Charges		304.30
Nuclear Decommissioning Charges		5.71
Public Purpose Program Charges		33.60
Other Charges		4.25
Other Current Charges		18.24
Current Amount Due		\$ 1,393.10

(E) The Energy Charges reflect the amount included in your rate for recovery of energy procurement and generation costs. Effective September 20, 2001, your ability to enter into new contracts or arrangements to purchase electricity from another supplier was suspended by the California Public Utilities Commission.

(D) These charges are being collected by Southern California Edison as an agent for the Department of Water Resources (DWR) for that portion of energy DWR procured.

**Usage**

Meter Number	Dates and Readings From	To	Difference	Multiplier	Usage
ACTUAL READ					
P0726K-002349	11/21/01	12/24/01			
	07467	07633	166	80	13,280 kWh
Mid Peak	11/21/01	12/24/01			
	03186	03243	57	80	4,560 kWh
Off Peak	11/21/01	12/24/01			
	04130	04239	109	80	8,720 kWh

Demand Date	Demand From	Time To	Season	Peak	Demand
11/21/01	19:45	19:45	Winter	Mid Peak	93 kW
11/21/01	22:15	22:15	Winter	Off Peak	93 kW

Demand Meter Information

Maximum Demand : 93.0 kW

Usage Comparison

	This Year	Last Year
Kilowatt-hour (kWh) used	13,280.00	16,000.00
Number of days	33	30
Average usage per day	402.42	533.33
Percent change	(25)%	

**Message**

Reminder - A late payment charge of 0.9% will be applied to the total unpaid balance on your account if full payment is not received by the due date on this bill. For designated State agencies, the late payment charge will be applied in accordance with SCE tariffs.

* * * * *

IMPORTANT INFORMATION

Currently, the Rotating Outage Group number shown on the upper portion of your bill is not subject to rotating outages. However, the outage group number is subject to change at any time without notice due to electric system operating conditions.

SCE Statements 2000-2005 X-Have Statement Missing Statement

	2000	2001	2002	2003	2004	2005
Jan						
County	X	X	X	X	X	X
City	X	X	X	X	X	X
Feb						
County	X	X	X	X	X	X
City	X	X	X	X	X	X
Mar						
County	X	X	X	X	X	X
City	X	X	X	X	X	X
April						
County	X	X	X	X	X	X
City	X	X	X	X	X	X
May						
County	X	X	X	X	X	X
City	X	X	X	X	X	X
Jun						
County	X	X	X	X	X	X
City	X	X	X	X	X	X
Jul						
County	X	X	X	X	X	X
City	X	X	X	X	X	X
Aug						
County	X	X	X	X	X	X
City	X	X	X	X	X	X
Sept						
County	X	X	X	X	X	X
City	X	X	X	X	X	X
Oct						
County	X	X	X	X	X	X
City	X	X	X	X	X	X
Nov						
County	X	X	X	X	X	X
City	X	X	X	X	X	X
Dec						
County	X	X	X	X	X	X
City	X	X	X	X	X	X

County

Date	Days	Rate	kWh	Billing kW	Max kW	Total Bill
12/23/2005	30	TOU-PA-B	15626	103	103.2	1493.25
11/23/2005	29	TOU-PA-B	28431	114	114.2	2318.53
10/25/2005	33	TOU-PA-B	38644	120	120	3319.73
09/22/2005	30	TOU-PA-B	51000	125	124.8	5390.19
08/23/2005	29	TOU-PA-B	56400	125	124.8	5919.73
07/25/2005	32	TOU-PA-B	56960	125	124.8	5690.39
06/23/2005	30	TOU-PA-B	43920	125	125.2	4092
05/24/2005	29	TOU-PA-B	45320	123	123.2	3437.25
04/25/2005	32	TOU-PA-B	33960	121	121.2	2780.84
03/24/2005	29	TOU-PA-B	17520	114	114	1722.93
02/23/2005	29	TOU-PA-B	15240	101	100.8	1538.09
01/25/2005	33	TOU-PA-B	15960	122	121.6	1667.28
12/23/2004	30	TOU-PA-B	21280	99	99.2	1943.55
11/23/2004	32	TOU-PA-B	25800	106	106	2239
10/22/2004	30	TOU-PA-B	32320	123	122.8	2787.5
09/22/2004	30	TOU-PA-B	41000	126	125.6	3433.95
08/23/2004	31	TOU-PA-B	47080	126	125.6	3841.12
07/23/2004	60	TOU-PA-B	83920	126	126	6771.85
05/24/2004	27	TOU-PA-B	31760	120	119.6	2549.05
04/27/2004	33	TOU-PA-B	27080	107	106.8	2275.72
03/25/2004	30	TOU-PA-B	14440	104	104	1450.73
02/24/2004	29	TOU-PA-B	11440	98	98	1273.04
01/26/2004	33	TOU-PA-B	12600	96	96.4	1330.42
12/24/2003	33	TOU-PA-B	15440	98	97.6	1483.98
11/21/2003	29	TOU-PA-B	19760	110	110.4	1807.98
10/23/2003	30	TOU-PA-B	32400	127	126.8	2818.96
09/23/2003	33	TOU-PA-B	47360	127	126.8	2448.21
08/21/2003	29	TOU-PA-B	46880	128	127.6	4191.48
07/23/2003	29	TOU-PA-B	40840	126	125.6	4162.08
06/24/2003	32	TOU-PA-B	160	118	118	530.54
05/23/2003	29	TOU-PA-B	3360	118	118	760.83
04/24/2003	29	TOU-PA-B	80	105	105.2	392.63
03/26/2003	30	TOU-PA-B	20240	105	105.2	2291.7
02/24/2003	31	TOU-PA-B	0	0	0	272.08
01/24/2003	32	TOU-PA-B	2360	96	96	616.22
12/23/2002	32	TOU-PA-B	80	19	19.2	279.43
11/21/2002	30	TOU-PA-B	0	0	0	272.08
10/22/2002	32	TOU-PA-B	16800	127	126.8	2039.84
09/20/2002	29	TOU-PA-B	48320	127	126.8	4829.97
08/22/2002	29	TOU-PA-B	57840	128	128.4	5683.32
07/24/2002	30	TOU-PA-B	38120	126	126.4	3893.16
06/24/2002	33	TOU-PA-B	57160	128	128	6054.52
05/22/2002	28	TOU-PA-B	5880	106	106	845.77
04/24/2002	30	TOU-PA-B	400	54	53.6	228.9
03/25/2002	31	TOU-PA-B	0	0	0.4	224.49
02/22/2002	30	TOU-PA-B	40	4	3.6	229.12
01/23/2002	30	TOU-PA-B	15240	92	92	1730.39
12/24/2001	33	TOU-PA-B	20440	96	96.4	2153.02
11/21/2001	30	TOU-PA-B	31960	103	102.8	3077.13
10/22/2001	32	TOU-PA-B	38320	112	112	3742.42
09/20/2001	30	TOU-PA-B	46120	120	119.6	4489.55
08/21/2001	28	TOU-PA-B	47600	117	117.2	4625.73
07/24/2001	32	TOU-PA-B	39440	119	119.2	3183.66

06/22/2001	30	TOU-PA-B	42920	119	118.8	4111.09
05/23/2001	29	TOU-PA-B	28880	120	120.4	2477.25
04/24/2001	29	TOU-PA-B	0	2	1.6	190.68
03/26/2001	31	TOU-PA-B	40	41	40.8	228.49
02/23/2001	31	TOU-PA-B	0	37	36.8	224.49
01/23/2001	33	TOU-PA-B	0	0	0	224.49
12/21/2000	30	TOU-PA-B	1520	82	82	393.84
11/21/2000	29	TOU-PA-B	80	2	1.6	227.83
10/23/2000	32	TOU-PA-B	40120	117	117.2	2815.54
09/21/2000	31	TOU-PA-B	56040	120	119.6	3760.39
08/21/2000	28	TOU-PA-B	49440	118	117.6	3488.66
07/24/2000	32	TOU-PA-B	60120	238	238	4991.11
06/22/2000	30	TOU-PA-B	95440	119	119.2	5044.6
05/23/2000	32	TOU-PA-B	27800	120	119.6	2409.94
04/21/2000	29	TOU-PA-B	29520	117	116.8	1992.35
03/23/2000	28	TOU-PA-B	1200	83	83.2	364.38
02/24/2000	31	TOU-PA-B	0	0	0	224.49
01/24/2000	33	TOU-PA-B	1520	82	82	380.46



Southern California Edison Company
An EDISON INTERNATIONAL Company
P.O. Box 600, Rosemead, CA 91771-0001

Customer and Mailing Address
WHITE FENCE FARMS MUTUAL WATER
41901 20TH ST W
PALMDALE CA 93551

Date Bill Prepared

Jan 24, 2002

~~01/24/02~~

Your Customer Account Number

2-02-607-7339

24-hr. Customer Service

1 (800) 990-7788

Page 1 of 9



Update

Amount of Previous Statement 12/22/01

\$3,151.12

Payment received 01/18/02 - Thank you

\$ (3,151.12)

Account Balance..... \$

0.00



Summary Of Billing Detail

Service Account	Rate Schedule	Service Address	Current Charge
3-003-4216-87	TOU-PA-B	41501 20TH ST W PALMDALE, CA	\$ 2,153.02
3-003-4216-87	TOU-PA-B	41501 20TH ST W PALMDALE, CA	1,730.39
3-003-4913-60	GS-1	41915 20TH ST W PALMDALE, CA	65.33
3-003-4913-60	GS-1	41915 20TH ST W PALMDALE, CA	56.91

Current amount must be paid by 02/12/02

\$ 4,005.65



Message

Reminder - A late payment charge of 0.9% will be applied to the total unpaid balance on your account if full payment is not received by the due date on this bill. For designated State agencies, the late payment charge will be applied in accordance with SCE tariffs.

#9296
2/5/02

Customer and Service Address
WHITE FENCE FARMS MUTUAL WATER
41501 20TH ST W
PALMDALE CA 93551

Date Bill Prepared
Jan 24, 2002
Next Meter Read on or about
Feb 25, 2002

Your Customer Account Number
2-02-607-7339

24-hr. Customer Service
1 (800) 990-7788

Service Account
3-003-4216-87

Rotating Outage
Group M004

Rate Schedule
TOU-PA-B

Summary Service / Billing Period - 11/21/01 to 12/24/01 (33 days) - Winter Season

Facilities Rel Demand	96 kW	x \$2.85000	\$	273.60
Demand Charge Total			\$	273.60
Winter Mid Peak	9,040 kWh	x \$0.11003		994.67
Winter Off Peak	11,400 kWh	x \$0.06452		735.53
Current Energy Bill			\$	1,730.20
Customer Charge				42.80
Current Billing Detail Subtotal			\$	2,046.60
Los Angeles Co UUT	\$ 2,046.60	x 5.00000%		102.33
State Tax	20,440 kWh	x \$0.00020		4.09
Current Charges For This Account			\$	2,153.02

\$ 62.14 is your daily average cost this period excluding Utility User Tax (UUT)

Service Voltage : 480 Volts

Of your total charges, Franchise Fees represent : \$16.55

Average Energy Charge during this period is : 8.27 cents/kWh

Detail

Energy Charges (E):				
DWR Energy (D)	4,768 kWh	x \$0.09306	\$	443.71
Procured Energy				1,246.06
Transmission Charges				(25.80)
Distribution Charges				319.68
Nuclear Decommissioning Charges				8.79
Public Purpose Program Charges				51.71
Other Charges				108.87
Current Amount Due			\$	2,153.02

(E) The Energy Charges reflect the amount included in your rate for recovery of energy procurement and generation costs. Effective September 20, 2001, your ability to enter into new contracts or arrangements to purchase electricity from another supplier was suspended by the California Public Utilities Commission.

(D) These charges are being collected by Southern California Edison as an agent for the Department of Water Resources (DWR) for that portion of energy DWR procured.

Electricity



Usage

Meter Number	Date and Reading		Difference	Multiplier	Usage
	From	To			
ACTUAL READ					
P729K-002089	11/21/01	12/24/01			
	11748	12259	511	40	20,440 kWh
Mid Peak	11/21/01	12/24/01			
	04131	04357	226	40	9,040 kWh
Off Peak	11/21/01	12/24/01			
	07252	07537	285	40	11,400 kWh
Demand Date	Demand From	Time To	Season	Peak	Demand
11/21/01	08:30	08:30	Winter	Mid Peak	95 kW
11/22/01	08:30	08:30	Winter	Off Peak	96 kW



Customer and Service Address

WHITE FENCE FARMS MUTUAL WATER
41501 20TH ST W
PALMDALE CA 93551

Date Bill Prepared

Jan 24, 2002

Next Meter Read on or about
Feb 25, 2002

Your Customer Account Number

2-02-607-7339

24-hr. Customer Service

1 (800) 990-7788

Service Account

3-003-4216-87

Rotating Outage

Group M004

Rate Schedule

TOU-PA-B

Demand Meter Information

Maximum Demand : 96.0 kW

Usage Comparison

Kilowatt-hour (kWh) used
Number of days
Average usage per day
Percent change

This Year

20,440.00
33
619.39
1122%

Last Year

1,520.00
30
50.67

***** Important Message regarding this Service Account *****

* * * * *

IMPORTANT INFORMATION

The Rotating Outage Group number shown on the upper portion of your bill may change. Group changes may occur at any time without notice due to electric system operating conditions. While we provide as much outage information as possible, SCE cannot predict exactly when an outage group may be affected.

Customer and Service Address

WHITE FENCE FARMS MUTUAL WATER
41915 20TH ST W
PALMDALE CA 93551

Date Bill Prepared

Jan 24, 2002

Next Meter Read on or about

Feb 25, 2002

[Handwritten signature]

Rate Schedule

GS-1

Your Customer Account Number

2-02-607-7339

24-hr. Customer Service

1 (800) 990-7788

Service Account

3-003-4913-60

Rotating Outage

Group N001

Summary

Service / Billing Period - 11/21/01 to 12/24/01 (33 days) - Winter Season

Winter Energy Charge	336 kWh x \$0.14731	\$	49.50
Customer Charge	33 Days x \$0.48000		15.84
3 Phase Service Chg	33 Days x \$0.07900		2.61

Subtotal	\$	67.95
----------	----	-------

Legislated Rate Reduction		(5.80)
---------------------------	--	--------

Current Billing Detail Subtotal	\$	62.15
---------------------------------	----	-------

Los Angeles Co UUT	\$ 62.15 x 5.00000%	3.11
State Tax	336 kWh x \$0.00020	0.07

Current Charges For This Account	\$	65.33
---	-----------	--------------

\$ 1.89 is your daily average cost this period excluding Utility User Tax (UUT)

Service Voltage : 480 Volts

Of your total charges, Franchise Fees represent : \$0.50

Average Energy Charge during this period is : 12.15 cents/kWh

Detail

Energy Charges (E):		
DWR Energy (D)	78 kWh x \$0.13068	\$ 10.19
Procured Energy		30.63
Transmission Charges		0.66
Distribution Charges		21.12
Nuclear Decommissioning Charges		0.23
Public Purpose Program Charges		1.21
Trust Transfer Amount (T)		3.87
Other Charges		(2.58)

Current Amount Due	\$	65.33
--------------------	----	-------

(E) The Energy Charges reflect the amount included in your rate for recovery of energy procurement and generation costs. Effective September 20, 2001, your ability to enter into new contracts or arrangements to purchase electricity from another supplier was suspended by the California Public Utilities Commission.

(D) These charges are being collected by Southern California Edison as an agent for the Department of Water Resources (DWR) for that portion of energy DWR procured.

(T) A portion of historic electric generation costs has been financed through low-cost bonds to reduce your total bill by 10% based on June 10, 1996 frozen rates. The TTA reflects the costs of these bonds, which are less expensive than the type of financing the utilities previously employed. The TTA does not offset this 10% rate reduction, nor does it increase the total amount you otherwise would have paid.

Electricity



Usage

Meter Number	Date and Reading From	To	Difference	Multiplier	Usage
ACTUAL READ					
732-011126	11/21/01 00258	12/24/01 00272	14	24	336 kWh

Demand Meter Information

Maximum Demand : 2.0 kW



Southern California Edison Company
An EDISON INTERNATIONAL[®] Company
P.O. Box 600, Rosemead, CA 91771-0001

Customer and Service Address
WHITE FENCE FARMS MUTUAL WATER
41915 20TH ST W
PALMDALE CA 93551

Date Bill Prepared
Jan 24, 2002
Next Meter Read on or about
Feb 25, 2002

Your Customer Account Number

2-02-607-7339

24-hr. Customer Service

1 (800) 990-7788

Service Account
3-003-4913-60

Rotating Outage
Group N001

Rate Schedule
GS-1


	Usage Comparison	This Year	Last Year
Kilowatt-hour (kWh) used		336.00	288.00
Number of days		33	30
Average usage per day		10.18	9.60
Percent change		6%	

*** * * Important Message regarding this Service Account * * ***

* * * * *

IMPORTANT INFORMATION

Currently, the Rotating Outage Group number shown on the upper portion of your bill is not subject to rotating outages. However, the outage group number is subject to change at any time without notice due to electric system operating conditions.



Date Bill Prepared

41901 20TH ST W

PALMDALE CA 93551

Your Customer Account Number

2-02-607-7339

24-hr. Customer Service

1 (800) 990-7788

Page 1 of 1



Amount of Previous Statement 01/24/02

\$4,005.65

Previous Charges Due Immediately	\$
--	----

4,005.65



Summary Service Account

Rate Schedule

Service Address

Current Charges

3-003-4216-87

To be billed at
a later date

TOU-PA-B

41501 20TH ST W
PALMDALE, CA

§

N/A

3-003-4913-60

To be billed at
a later date

GS-1

41915 20TH ST W
PALMDALE, CA

N/A

Current balance \$ 0.00

Your account's balance due by 03/14/02	\$	4,005.65
---	-----------	-----------------



Not Just Energy...

We are committed to delivering you creative energy services that add to your comfort and convenience.

(14-574)

- Please detach stub below and return with your payment -

Payment Stub

**For payment location, call:
1 (800) 747-8908.**

Make check payable to Southern California Edison

Your Customer Account #: 2-02-607-7339

CSS0223.P4.0274.943105 01 AT 0.269 **C002



WHITE FENCE FARMS MUTUAL WATER
41901 20TH ST W
PALMDALE CA 93551-1315

P.O. Box 600
Rosemead, Ca
91771-0001

02 607 7339 00000056 000400565000000000000400565

Customer and Service Address
WHITE FENCE FARMS MUTUAL WATER
41915 20TH ST W
PALMDALE CA 93551

Date Bill Prepared
Jan 24, 2002
Next Meter Read on or about
Feb 25, 2002

Your Customer Account Number
2-02-607-7339

24-hr. Customer Service
1 (800) 990-7788

Service Account
3-003-4913-60

Rotating Outage
Group N001

Rate Schedule
GS-1

Summary

Service / Billing Period - 12/24/01 to 01/23/02 (30 days) - Winter Season

Winter Energy Charge	288 kWh x \$0.14731	\$	42.4
Customer Charge	30 Days x \$0.48000		14.4
3 Phase Service Chg	30 Days x \$0.07900		2.3
Subtotal		\$	59.2
Legislated Rate Reduction			(5.0)
Current Billing Detail Subtotal		\$	54.1
Los Angeles Co UUT	\$ 54.14 x 5.00000%		2.7
State Tax	288 kWh x \$0.00020		0.0
Current Charges For This Account		\$	56.91

\$ 1.81 is your daily average cost this period excluding Utility User Tax (UUT)

Service Voltage : 480 Volts

Of your total charges, Franchise Fees represent : \$0.44

Average Energy Charge during this period is : 11.88 cents/kWh

Detail

Energy Charges (E):			
DWR Energy (D)	12 kWh x \$0.13068	\$	1.57
DWR Energy (D)	34 kWh x \$0.12537		4.26
Procured Energy			28.38
Transmission Charges			0.71
Distribution Charges			19.39
Nuclear Decommissioning Charges			0.20
Public Purpose Program Charges			1.04
Trust Transfer Amount (T)			3.62
Other Charges			(2.26)
Current Amount Due		\$	56.91

(E) The Energy Charges reflect the amount included in your rate for recovery of energy procurement and generation costs. Effective September 20, 2001, your ability to enter into new contracts or arrangements to purchase electricity from another supplier was suspended by the California Public Utilities Commission.

(D) These charges are being collected by Southern California Edison as an agent for the Department of Water Resources (DWR) for that portion of energy DWR procured.

(T) A portion of historic electric generation costs has been financed through low-cost bonds to reduce your total bill by 10% based on June 10, 1996 frozen rates. The TTA reflects the costs of these bonds, which are less expensive than the type of financing the utilities previously employed. The TTA does not offset this 10% rate reduction, nor does it increase the total amount you otherwise would have paid.

Electricity



Usage

Meter Number	Date and Reading From	To	Difference	Multiplier	Usage
732-011126	12/24/01 00272	01/23/02 00284	12	24	288 kWh

Demand Meter Information

Maximum Demand : 2.0 kW



Southern California Edison Company
An EDISON INTERNATIONAL® Company
P.O. Box 600, Rosemead, CA 91771-0001

Customer and Service Address
WHITE FENCE FARMS MUTUAL WATER
41915 20TH ST W
PALMDALE CA 93551

Date Bill Prepared
Jan 24, 2002
Next Meter Read on or about
Feb 25, 2002

Your Customer Account Number
2-02-607-7339

24-hr. Customer Service
1 (800) 990-7788

Service Account Rotating Outage Rate Schedule
3-003-4913-60 Group N001 GS-1

Usage Comparison		This Year	Last Year
Kilowatt-hour (kWh) used		288.00	360.00
Number of days		30	33
Average usage per day		9.60	10.91
Percent change		(12)%	

*** * * Important Message regarding this Service Account * * ***

* * * * *

IMPORTANT INFORMATION

Currently, the Rotating Outage Group number shown on the upper portion of your bill is not subject to rotating outages. However, the outage group number is subject to change at any time without notice due to electric system operating conditions.

Customer and Service Address
WHITE FENCE FARMS MUTUAL WATER
41501 20TH ST W
PALMDALE CA 93551

Date Bill Prepared Jan 24, 2002
Next Meter Read on or about Feb 25, 2002

Your Customer Account Number
2-02-607-7339

24-hr. Customer Service
1 (800) 990-7788

Service Account
3-003-4216-87

Rotating Outage
Group M004

Rate Schedule
TOU-PA-B

Summary

Service / Billing Period - 12/24/01 to 01/23/02 (30 days) - Winter Season

Facilities Rel Demand	92 kW	x \$2.85000	\$	262.20
Demand Charge Total			\$	262.20
Winter Mid Peak	7,840 kWh	x \$0.11003		862.64
Winter Off Peak	7,400 kWh	x \$0.06452		477.45
Current Energy Bill			\$	1,340.09
Customer Charge				42.80
Current Billing Detail Subtotal			\$	1,645.09
Los Angeles Co UUT		\$ 1,645.09 x 5.00000%		82.25
State Tax	15,240 kWh	x \$0.00020		3.05
Current Charges For This Account			\$	1,730.39

\$ 54.94 is your daily average cost this period excluding Utility User Tax (UUT)
Service Voltage : 480 Volts
Of your total charges, Franchise Fees represent : \$13.30
Average Energy Charge during this period is : 8.46 cents/kWh

Detail

Energy Charges (E):				
DWR Energy (D)	656 kWh	x \$0.09306	\$	61.05
DWR Energy (D)	1,803 kWh	x \$0.09097		164.02
Procured Energy				1,064.74
Transmission Charges				(12.04)
Distribution Charges				320.38
Nuclear Decommissioning Charges				6.55
Public Purpose Program Charges				38.56
Other Charges				87.13
Current Amount Due			\$	1,730.39

(E) The Energy Charges reflect the amount included in your rate for recovery of energy procurement and generation costs. Effective September 20, 2001, your ability to enter into new contracts or arrangements to purchase electricity from another supplier was suspended by the California Public Utilities Commission.

(D) These charges are being collected by Southern California Edison as an agent for the Department of Water Resources (DWR) for that portion of energy DWR procured.

Electricity



Usage

Meter Number	Date and Reading		Difference	Multiplier	Usage
	From	To			
ACTUAL READ					
P729K-002089	12/24/01	01/23/02			
	12259	12640	381	40	15,240 kWh
Mid Peak	12/24/01	01/23/02			
	04357	04553	196	40	7,840 kWh
Off Peak	12/24/01	01/23/02			
	07537	07722	185	40	7,400 kWh
Demand Date	Demand From	Time To	Season	Peak	Demand
01/17/02	10:45	10:45	Winter	Mid Peak	92 kW
01/12/02	10:15	10:15	Winter	Off Peak	91 kW

Customer and Service Address
WHITE FENCE FARMS MUTUAL WATER
41501 20TH ST W
PALMDALE CA 93551

Date Bill Prepared
Jan 24, 2002
Next Meter Read on or about
Feb 25, 2002

Your Customer Account Number

2-02-607-7339

24-hr. Customer Service

1 (800) 990-7788

Service Account
3-003-4216-87

Rotating Outage
Group M004

Rate Schedule
TOU-PA-B

Demand Meter Information

Maximum Demand : 92.0 kW

Usage Comparison

	This Year	Last Year
Kilowatt-hour (kWh) used	15,240.00	No
Number of days	30	Comparable
Average usage per day	508.00	Usage
Percent change	0%	

*** * * Important Message regarding this Service Account * * ***

IMPORTANT INFORMATION

The Rotating Outage Group number shown on the upper portion of your bill may change. Group changes may occur at any time without notice due to electric system operating conditions. While we provide as much outage information as possible, SCE cannot predict exactly when an outage group may be affected.

Customer and Mailing Address
WHITE FENCE FARMS MUTUAL WATER
41901 20TH ST W
PALMDALE CA 93551

Date Bill Prepared
March 26, 2002

Your Customer Account Number
2-02-607-7339
24-hr. Customer Service
1 (800) 990-7788

Page 1 of 1



Update

Amount of Previous Statement 02/23/02

\$4,005.65

Payment received 03/08/02 - Thank you

\$ (4,005.65)

Account Balance. \$

0.00

Summary

Service Account

Rate Schedule

Service Address

Current Charges

3-003-4216-87
To be billed at
a later date

TOU-PA-B

41501 20TH ST W
PALMDALE, CA

\$

N/A

3-003-4913-60
To be billed at
a later date

GS-1

41915 20TH ST W
PALMDALE, CA

N/A

Current Charges

\$

0.00

You Have A Zero Balance - Do Not Pay

5

0.00



Message

Not Just Energy...

We are committed to delivering you creative energy services that add to your comfort and convenience.

(14-574)

CSS0326.P4.0257.039704 01 AV 0.255 **C002



WHITE FENCE FARMS MUTUAL WATER
41901 20TH ST W
PALMDALE CA 93551-1315

[illegible]



Southern California Edison Company
An EDISON INTERNATIONAL Company
P.O. Box 600, Rosemead, CA 91771-0001

Customer and Mailing Address
WHITE FENCE FARMS MUTUAL WATER
41901 20TH ST W
PALMDALE CA 93551

Date Bill Prepared
April 24, 2002

Page 1 of 9

Your Customer Account Number
2-02-607-7339
24-hr. Customer Service
1 (800) 990-7788

Summary Of Billing Detail	Service Account	Rate Schedule	Service Address	Current Charge
	3-003-4216-87	TOU-PA-B	41501 20TH ST W PALMDALE, CA	\$ 229.12
	Current charges for the period of: 01/23/02-02/22/02			
	3-003-4216-87	TOU-PA-B	41501 20TH ST W PALMDALE, CA	224.49
	Current charges for the period of: 02/22/02-03/25/02			
	3-003-4913-60	GS-1	41915 20TH ST W PALMDALE, CA	60.84
	Current charges for the period of: 01/23/02-02/23/02			
	3-003-4913-60	GS-1	41915 20TH ST W PALMDALE, CA	56.91
	Current charges for the period of: 02/23/02-03/25/02			
Current amount must be paid by 05/13/02				\$ 571.36



Message

Reminder - A late payment charge of 0.9% will be applied to the total unpaid balance on your account if full payment is not received by the due date on this bill. For designated State agencies, the late payment charge will be applied in accordance with SCE tariffs.

#9384 36
\$571.
5/7/02

- Please detach stub below and return with your payment -

Customer and Service Address
WHITE FENCE FARMS MUTUAL WATER
501 20TH ST W
LIMDALE CA 93551

Date Bill Prepared
April 24, 2002
Next Meter Read on or about
May 23, 2002

Your Customer Account Number
2-02-607-7339

24-hr. Customer Service

1 (800) 990-7788

Service Account
003-4216-87

Rotating Outage
Group M004

Rate Schedule
TOU-PA-B

Summary

Service / Billing Period - 01/23/02 to 02/22/02 (30 days) - Winter Season

Facilities Rel Demand	60 kW	x \$2.85000	\$	171.00
Demand Charge Total			\$	171.00
Winter Mid Peak	40 kWh	x \$0.11003		4.40
Current Energy Bill			\$	4.40
Customer Charge				42.80
Current Billing Detail Subtotal			\$	218.20
Los Angeles Co UUT	\$ 218.20	x 5.00000%		10.91
State Tax	40 kWh	x \$0.00020		0.01
Current Charges For This Account			\$	229.12

\$ 7.27 is your daily average cost this period excluding Utility User Tax (UUT)

Service Voltage : 480 Volts

Of your total charges, Franchise Fees represent : \$1.76

Average Energy Charge during this period is : 42.30 cents/kWh

Detail

Energy Charges (E):			
DWR Energy (D)	7 kWh	x \$0.09097	\$ 0.64
Procured Energy			16.28
Transmission Charges			2.37
Distribution Charges			198.79
Nuclear Decommissioning Charges			0.02
Public Purpose Program Charges			0.10
Other Charges			10.92
Current Amount Due		\$	229.12

(E) *The Energy Charges reflect the amount included in your rate for recovery of energy procurement and generation costs. Effective September 20, 2001, your ability to enter into new contracts or arrangements to purchase electricity from another supplier was suspended by the California Public Utilities Commission.*

(D) These charges are being collected by Southern California Edison as an agent for the Department of Water Resources (DWR) for that portion of energy DWR procured.

lectricity

Usage	Meter Number	Date and Reading		Difference	Multiplier	Usage
		From	To			
ACTUAL READ						
	P729K-002089	01/23/02	02/22/02			
		12640	12641	1	40	40 kWh
Mid Peak		01/23/02	02/22/02			
		04553	04554	1	40	40 kWh
Off Peak		01/23/02	02/22/02			
		07722	07722	0	40	0 kWh
	Demand Date	Demand From	Time To	Season	Peak	Demand
	01/23/02	19:00	19:00	Winter	Mid Peak	4 kW
	01/23/02	21:15	21:15	Winter	Off Peak	1 kW

- Demand Meter Information

50% of the Previous High Billing Demand : 60.0 kW



An EDISON INTERNATIONAL® Company
P.O. Box 600, Rosemead, CA 91771-0001

Customer and Service Address Date Bill Prepared
WHITE FENCE FARMS MUTUAL WATER April 24, 2002
501 20TH ST W Next Meter Read on or about
LIMDALE CA 93551 May 23, 2002

Your Customer Account Number
2-02-607-7339

24-hr. Customer Service
1 (800) 990-7788

Service Account Rotating Outage Rate Schedule
003-4216-87 Group M004 TOU-PA-B

Maximum Demand : 4.0 kW

	Usage Comparison	This Year	Last Year
Kilowatt-hour (kWh) used		40.00	No
Number of days		30	Comparable
Average usage per day		1.33	Usage
Percent change		0%	

*** * * Important Message regarding this Service Account * * ***

* * * * *

IMPORTANT INFORMATION

The Rotating Outage Group number shown on the upper portion of your bill may change. Group changes may occur at any time without notice due to electric system operating conditions. While we provide as much outage information as possible, SCE cannot predict exactly when an outage group may be affected.

Customer and Service Address
WHITE FENCE FARMS MUTUAL WATER
501 20TH ST W
LMDALE CA 93551

Date Bill Prepared
April 24, 2002
Next Meter Read on or about
May 23, 2002

Your Customer Account Number
2-02-607-7339

24-hr. Customer Service
1 (800) 990-7788

Service Account
003-4216-87

Rotating Outage
Group M004

Rate Schedule
TOU-PA-B

Summary

134
0000
0000
0000
0000

County

Service / Billing Period - 02/22/02 to 03/25/02 (31 days) - Winter Season

Facilities Rel Demand	60 kW	x \$2.85000	\$	171.00
Demand Charge Total			\$	171.00
Customer Charge				42.80
Current Billing Detail Subtotal			\$	213.80
Los Angeles Co UUT	\$ 213.80	x 5.00000%		10.69
State Tax	0 kWh	x \$0.00020		0.00
Current Charges For This Account			\$	224.49

\$ 6.90 is your daily average cost this period excluding Utility User Tax (UUT)

Service Voltage : 480 Volts

Of your total charges, Franchise Fees represent : \$1.73

Average Energy Charge during this period is : 0.00 cents/kWh

Detail

Energy Charges (E):				
DWR Energy (D)	0 kWh	x \$0.09097	\$	0.00
DWR Energy (D)	0 kWh	x \$0.09744		0.00
Procured Energy				12.71
Transmission Charges				2.40
Distribution Charges				198.69
Nuclear Decommissioning Charges				0.00
Public Purpose Program Charges				0.00
Other Charges				10.69

Current Amount Due \$ 224.49

(E) The Energy Charges reflect the amount included in your rate for recovery of energy procurement and generation costs. Effective September 20, 2001, your ability to enter into new contracts or arrangements to purchase electricity from another supplier was suspended by the California Public Utilities Commission.

(D) These charges are being collected by Southern California Edison as an agent for the Department of Water Resources (DWR) for that portion of energy DWR procured.

Electricity



Usage

Meter Number	Date and Reading		Difference	Multiplier	Usage
	From	To			
ACTUAL READ					
P729K-002089	02/22/02	03/25/02			
	12641	12641	0	40	0 kWh
Mid Peak	02/22/02	03/25/02			
	04554	04554	0	40	0 kWh
Off Peak	02/22/02	03/25/02			
	07722	07722	0	40	0 kWh
Demand Date	Demand From	Time To	Season	Peak	Demand
03/07/02	19:45	19:45	Winter	Mid Peak	0 kW
02/25/02	05:15	05:15	Winter	Off Peak	0 kW

Demand Meter Information

50% of the Previous High Billing Demand : 60.0 kW
Maximum Demand : 0.0 kW



Customer and Service Address
WHITE FENCE FARMS MUTUAL WATER
501 20TH ST W
LIMDALE CA 93551

Date Bill Prepared
April 24, 2002
Next Meter Read on or about
May 23, 2002

Your Customer Account Number

2-02-607-7339

24-hr. Customer Service

1 (800) 990-7788

Service Account Rotating Outage Rate Schedule
003-4216-87 Group M004 TOU-PA-B

	Usage Comparison	This Year	Last Year
Kilowatt-hour (kWh) used		.00	40.00
Number of days		31	31
Average usage per day		.00	1.29
Percent change		(100)%	

*** * * Important Message regarding this Service Account * * ***

* * * * *

IMPORTANT INFORMATION

The Rotating Outage Group number shown on the upper portion of your bill may change. Group changes may occur at any time without notice due to electric system operating conditions. While we provide as much outage information as possible, SCE cannot predict exactly when an outage group may be affected.

Customer and Service Address Date Bill Prepared
WHITE FENCE FARMS MUTUAL WATER April 24, 2002
1915 20TH ST W Next Meter Read on or about
ALMDALE CA 93551 May 23, 2002

Your Customer Account Number
2-02-607-7339

24-hr. Customer Service
1 (800) 990-7788

Service Account Rotating Outage Rate Schedule
003-4913-60 Group N001 GS-1

Summary Service / Billing Period - 01/23/02 to 02/23/02 (31 days) - Winter Season

1134
1000
1000
1000
1000

↑
OFFICE

Winter Energy Charge	312 kWh x \$0.14731	\$	45.96
Customer Charge	31 Days x \$0.48000		14.88
3 Phase Service Chg	31 Days x \$0.07900		2.45
Subtotal		\$	63.29
Legislated Rate Reduction			(5.40)
Current Billing Detail Subtotal		\$	57.89
Los Angeles Co UUT	\$ 57.89 x 5.00000%		2.89
State Tax	312 kWh x \$0.00020		0.06
Current Charges For This Account		\$	60.84

\$ 1.87 is your daily average cost this period excluding Utility User Tax (UUT)
Service Voltage : 480 Volts
Of your total charges, Franchise Fees represent : \$0.47
Average Energy Charge during this period is : 11.64 cents/kWh

Detail

Energy Charges (E):			
DWR Energy (D)	57 kWh x \$0.12537	\$	7.15
Procured Energy			29.17
Transmission Charges			0.82
Distribution Charges			20.74
Nuclear Decommissioning Charges			0.22
Public Purpose Program Charges			1.12
Trust Transfer Amount (T)			4.03
Other Charges			(2.41)
Current Amount Due		\$	60.84

- (E) The Energy Charges reflect the amount included in your rate for recovery of energy procurement and generation costs. Effective September 20, 2001, your ability to enter into new contracts or arrangements to purchase electricity from another supplier was suspended by the California Public Utilities Commission.
- (D) These charges are being collected by Southern California Edison as an agent for the Department of Water Resources (DWR) for that portion of energy DWR procured.
- (T) A portion of historic electric generation costs has been financed through low-cost bonds to reduce your total bill by 10% based on June 10, 1996 frozen rates. The TTA reflects the costs of these bonds, which are less expensive than the type of financing the utilities previously employed. The TTA does not offset this 10% rate reduction, nor does it increase the total amount you otherwise would have paid.

Electricity

2

Usage	Meter Number	Date and Reading From	To	Difference	Multiplier	Usage
ACTUAL READ	732-011126	01/23/02	02/23/02			
		00284	00297	13	24	312 kWh

____ Demand Meter Information ____
Maximum Demand : 0.0 kW

Customer and Service Address
WHITE FENCE FARMS MUTUAL WATER
315 20TH ST W
LMDALE CA 93551

Date Bill Prepared
April 24, 2002
Next Meter Read on or about
May 23, 2002

Your Customer Account Number
2-02-607-7339

24-hr. Customer Service

1 (800) 990-7788

Service Account Rotating Outage Rate Schedule
003-4913-60 Group N001 GS-1

	Usage Comparison	This Year	Last Year
Kilowatt-hour (kWh) used		312.00	336.00
Number of days		31	31
Average usage per day		10.06	10.84
Percent change		(7)%	

***** Important Message regarding this Service Account *****

* * * * *

IMPORTANT INFORMATION

Currently, the Rotating Outage Group number shown on the upper portion of your bill is not subject to rotating outages. However, the outage group number is subject to change at any time without notice due to electric system operating conditions.

Customer and Service Address
WHITE FENCE FARMS MUTUAL WATER
915 20TH ST W
LIMDALE CA 93551

Date Bill Prepared April 24, 2002
Next Meter Read on or about May 23, 2002

Your Customer Account Number
2-02-607-7339

24-hr. Customer Service
1 (800) 990-7788

Service Account 003-4913-60
Rotating Outage Group N001
Rate Schedule GS-1

Summary Service / Billing Period - 02/23/02 to 03/25/02 (30 days) - Winter Season

Winter Energy Charge	288 kWh x \$0.14731	\$	42.43
Customer Charge	30 Days x \$0.48000		14.40
3 Phase Service Chg	30 Days x \$0.07900		2.37
Subtotal		\$	59.20
Legislated Rate Reduction			(5.06)
Current Billing Detail Subtotal		\$	54.14
Los Angeles Co UUT	\$ 54.14 x 5.00000%		2.71
State Tax	288 kWh x \$0.00020		0.06
Current Charges For This Account		\$	56.91

\$ 1.81 is your daily average cost this period excluding Utility User Tax (UUT)
Service Voltage : 480 Volts
Of your total charges, Franchise Fees represent : \$0.44
Average Energy Charge during this period is : 11.74 cents/kWh

Detail

Energy Charges (E):			
DWR Energy (D)	36 kWh x \$0.12537	\$	4.51
DWR Energy (D)	18 kWh x \$0.09744		1.75
Procured Energy			27.54
Transmission Charges			0.77
Distribution Charges			19.64
Nuclear Decommissioning Charges			0.20
Public Purpose Program Charges			1.04
Trust Transfer Amount (T)			3.72
Other Charges			(2.26)
Current Amount Due		\$	56.91

- (E) The Energy Charges reflect the amount included in your rate for recovery of energy procurement and generation costs. Effective September 20, 2001, your ability to enter into new contracts or arrangements to purchase electricity from another supplier was suspended by the California Public Utilities Commission.
- (D) These charges are being collected by Southern California Edison as an agent for the Department of Water Resources (DWR) for that portion of energy DWR procured.
- (T) A portion of historic electric generation costs has been financed through low-cost bonds to reduce your total bill by 10% based on June 10, 1996 frozen rates. The TTA reflects the costs of these bonds, which are less expensive than the type of financing the utilities previously employed. The TTA does not offset this 10% rate reduction, nor does it increase the total amount you otherwise would have paid.

Electricity



Usage

Meter Number	Date and Reading From	To	Difference	Multiplier	Usage
732-011126	02/23/02 00297	03/25/02 00309	12	24	288 kWh

Demand Meter Information
Maximum Demand : 1.0 kW



An **EDISON INTERNATIONAL** Company
P.O. Box 600, Rosemead, CA 91771-0001

Customer and Service Address
WHITE FENCE FARMS MUTUAL WATER
915 20TH ST W
LIMDALE CA 93551

Date Bill Prepared
April 24, 2002
Next Meter Read on or about
May 23, 2002

Your Customer Account Number
2-02-607-7339

24-hr. Customer Service
1 (800) 990-7788

Service Account Rotating Outage Rate Schedule
003-4913-60 Group N001 GS-1

Usage Comparison		This Year	Last Year
Kilowatt-hour (kWh) used		288.00	312.00
Number of days		30	31
Average usage per day		9.60	10.06
Percent change		(5)%	

*** * * Important Message regarding this Service Account * * ***

* * * * *

IMPORTANT INFORMATION

Currently, the Rotating Outage Group number shown on the upper portion of your bill is not subject to rotating outages. However, the outage group number is subject to change at any time without notice due to electric system operating conditions.



Southern California Edison Company
P.O. Box 600, Rosemead, CA 91771-0001

Visit us at:
www.sce.com

Customer and Mailing Address
WHITE FENCE FARMS MUTUAL WATER
41901 20TH ST W
PALMDALE CA 93551

Late Bill Prepared
Dec 23, 2002

Your Customer Account Number
2-02-607-7339
24-hr. Customer Service
1 (800) 990-7788

Page 1 of 5



Update Amount of Previous Statement 11/22/02 \$2,189.35
Previous Charges Due Immediately \$ **2,189.35**



Summary Of Billing Detail	Service Account	Rate Schedule	Service Address	Current Charges
3-003-4216-87 Current charges for the period of: 11/21/02-12/06/02	TOU-PA-B	41501 20TH ST W PALMDALE, CA	\$	137.72
3-003-4216-87 Current charges for the period of: 10/22/02-11/21/02	TOU-PA-B	41501 20TH ST W PALMDALE, CA		275.44
3-003-4913-60 To be billed at a later date	GS-1	41915 20TH ST W PALMDALE, CA		N/A

Current amount must be paid by 01/13/03 \$ 413.16
Your Account's Total Balance Due \$ 2,602.51



Message Reminder - A late payment charge of 0.9% will be applied to the total unpaid balance on your account if full payment is not received by the due date on this bill. For designated State agencies, the late payment charge will be applied in accordance with SCE tariffs.

(14-574) - Please detach stub below and return with your payment -



Southern California Edison Company
P.O. Box 600, Rosemead, CA 91771-0001

Visit us at:
www.sce.com

WHITE FENCE FARMS MUTUAL WATER
1901 20TH ST W
ALMDALE CA 93551-1315

DATE NOTICE PREPARED
Jan 15, 2003

No Further Notice May Be
Given Before Your Service
Is Terminated

Your Customer Account Number
2-02-607-7339
24-hr. Customer Service
1 (800) 990-7788

Past Due...Service Termination Notice

Payment must be received before 5 pm on 01/30/03

Utility Service Past Due Amount.....\$	393.48
Other Services Past Due Amount.....\$	19.68
Total Past Due Amount.....\$	413.16

Handwritten signature and initials

IMPORTANT PLEASE READ

Your payment is past due. To avoid termination of service, your payment must be received by Southern California Edison before the date shown above.

If your utility service is terminated, a reconnection charge ranging from \$12.50 to \$60.00 may be required.

A deposit may be required to re-establish your credit whether or not your service is terminated.

This notice does NOT stop termination of service for any other unpaid bill.

Your utility service will NOT be terminated for other services. However, if you do not pay the total past due amount, your other services may be discontinued or result in legal action, or both.

Southern California Edison will determine how payments are applied.

How To Pay Your Bill

DO NOT MAIL YOUR PAYMENT as it may not be received in time. You may pay your bill through a Southern California Edison approved electronic payment method or bring this notice to a Southern California Edison authorized payment location.

4-664)

- Bring in this entire Past Due Service Termination Notice when you pay -

Payment
Stub

For payment
location, call:
(800) 747-8908
Make check payable to Southern California Edison

Please pay total amount now due

\$413.16

Thank you for
paying promptly

Pay Before 5 pm
on 01/30/03

Enter the amount you
paid \$

Your Customer Account #: 2-02-607-7339



WHITE FENCE FARMS MUTUAL WATER
41901 20TH ST W
PALMDALE CA 93551-1315

02 607 7339 00000054 00000000000000413160000041316

Customer and Service Address
WHITE FENCE FARMS MUTUAL WATER
41501 20TH ST W
PALMDALE CA 93551

Date Bill Prepared
Dec 23, 2002
Next Meter Read on or about
Jan 24, 2003

Your Customer Account Number
2-02-607-7339

24-hr. Customer Service
1 (800) 990-7788

Service Account
3-003-4216-87

Rotating Outage
Group M004

Rate Schedule
TOU-PA-B

Summary

Service / Billing Period - 10/22/02 to 11/21/02 (30 days) - Winter Season

Facilities Rel Demand	64 kW	x \$3.43000	\$	219.52
Demand Charge Total			\$	219.52
Customer Charge				42.80
Current Billing Detail Subtotal			\$	262.32
Los Angeles Co UUT	\$ 262.32	x 5.00000%		13.12
State Tax	0 kWh	x \$0.00020		0.00
Current Charges For This Account				\$ 275.44

\$ 8.74 is your daily average cost this period excluding Utility User Tax (UUT)
Service Voltage : 480 Volts
Of your total charges, Franchise Fees represent : \$2.12
Average Energy Charge during this period is : 0.00 cents/kWh

Detail

Procured Energy(E)(D)	\$	9.86
Transmission Charges		39.68
Distribution Charges		212.78
Nuclear Decommissioning Charges		0.00
Public Purpose Program Charges		0.00
Other Charges		13.12
Current Amount Due	\$	275.44

(E) The Procured Energy Charges reflect the amount included in your rate for recovery of energy procurement and generation costs. Effective September 20, 2001, your ability to enter into new contracts or arrangements to purchase electricity from another supplier was suspended by the California Public Utilities Commission.

(D) These charges include Procured Energy Charges for that portion of your energy usage provided by the Department of Water Resources (DWR) and are being collected by Southern California Edison as an agent for the DWR. DWR is collecting 9.706 cents per kilowatt-hour (kWh) for each kWh it provides.

Electricity



Usage

Meter Number	Date and Reading From	To	Difference	Multiplier	Usage
ACTUAL READ P729K-002089	10/22/02	11/21/02			
	18254	18254	0	40	0 kWh
Mid Peak	10/22/02	11/21/02			
	06477	06477	0	40	0 kWh
Off Peak	10/22/02	11/21/02			
	11191	11191	0	40	0 kWh

Demand Meter Information

50% of the Previous High Billing Demand : 64.0 kW
Maximum Demand : 0.0 kW

Usage Comparison	This Year	Last Year	2 Years Ago
Kilowatt-hour (kWh) used	.00	31,960.00	80.00
Number of days	30	30	29
Average usage per day	.00	1,065.33	2.76
Percent change from Last Year	(100)%		

Customer and Service Address	Date Bill Prepared
WHITE FENCE FARMS MUTUAL WATER	Dec 23, 2002
41501 20TH ST W	Next Meter Read on or about
PALMDALE CA 93551	Jan 24, 2003

Service Account	Rotating Outage	Rate Schedule
3-003-4216-87	Group M004	TOU-PA-B

Your Customer Account Number 2-02-607-7339 24-hr. Customer Service 1 (800) 990-7788
--

*** * * Important Message regarding this Service Account * * ***

* * * * *

IMPORTANT INFORMATION

The Rotating Outage Group number shown on the upper portion of your bill may change. Group changes may occur at any time without notice due to electric system operating conditions. While we provide as much outage information as possible, SCE cannot predict exactly when an outage group may be affected.

Customer and Service Address
WHITE FENCE FARMS MUTUAL WATER
41501 20TH ST W
PALMDALE CA 93551

Date Bill Prepared
Dec 23, 2002

Next Meter Read on or about
Jan 24, 2003

Service Account
3-003-4216-87

Rotating Outage
Group M004

Rate Schedule
TOU-PA-B

Your Customer Account Number
2-02-607-7339

24-hr. Customer Service
1 (800) 990-7788

Summary Service / Billing Period - 11/21/02 to 12/06/02 (15 days) - Winter Season

Facilities Rel Demand	64 kW	x \$3.43000	x 15/30 days	\$	109.76
Demand Charge Total				\$	109.76
Customer Charge	\$ 42.8000	x 15/30 days			21.40
Current Billing Detail Subtotal				\$	131.16
Los Angeles Co UUT	\$ 131.16	x 5.00000%			6.56
State Tax	0 kWh	x \$0.00020			0.00
Current Charges For This Account					\$ 137.72

Your bill may be lower than usual because this billing period of 15 days was shorter than normal.

\$ 8.74 is your daily average cost this period excluding Utility User Tax (UUT)

Service Voltage : 480 Volts

Of your total charges, Franchise Fees represent : \$1.06

Average Energy Charge during this period is : 0.00 cents/kWh

Detail

Procured Energy(E)(D)	\$	4.93
Transmission Charges		19.84
Distribution Charges		106.39
Nuclear Decommissioning Charges		0.00
Public Purpose Program Charges		0.00
Other Charges		6.56
Current Amount Due	\$	137.72

(E) The Procured Energy Charges reflect the amount included in your rate for recovery of energy procurement and generation costs. Effective September 20, 2001, your ability to enter into new contracts or arrangements to purchase electricity from another supplier was suspended by the California Public Utilities Commission.

(D) These charges include Procured Energy Charges for that portion of your energy usage provided by the Department of Water Resources (DWR) and are being collected by Southern California Edison as an agent for the DWR. DWR is collecting 9.706 cents per kilowatt-hour (kWh) for each kWh it provides.

Electricity



Usage

Meter Number	Date and Reading From	To	Difference	Multiplier	Usage
ACTUAL READ					
P729K-002089	11/21/02	12/06/02			
	18254	18254	0	40	0 kWh
Mid Peak	11/21/02	12/06/02			
	06477	06477	0	40	0 kWh
Off Peak	11/21/02	12/06/02			
	11191	11191	0	40	0 kWh

Demand Meter Information

50% of the Previous High Billing Demand : 64.0 kW
Maximum Demand : 0.0 kW

Usage Comparison	This Year	Last Year	2 Years Ago
Kilowatt-hour (kWh) used	.00	20,440.00	1,520.00
Number of days	15	33	30
Average usage per day	.00	619.39	50.67
Percent change from Last Year	(100)%		



Southern California Edison Company
P.O. Box 600, Rosemead, CA 91771-0001

Visit us at:
www.sce.com

Customer and Service Address

WHITE FENCE FARMS MUTUAL WATER
41501 20TH ST W
PALMDALE CA 93551

Date Bill Prepared

Dec 23, 2002

Next Meter Read on or about

Jan 24, 2003

Your Customer Account Number

2-02-607-7339

24-hr. Customer Service

1 (800) 990-7788

Service Account

3-003-4216-87

Rotating Outage

Group M004

Rate Schedule

TOU-PA-B

*** * * Important Message regarding this Service Account * * ***

* * * * *

IMPORTANT INFORMATION

The Rotating Outage Group number shown on the upper portion of your bill may change. Group changes may occur at any time without notice due to electric system operating conditions. While we provide as much outage information as possible, SCE cannot predict exactly when an outage group may be affected.



Date	Days	Rate	kWh	Billing kW	Max kW	Total Bill
12/23/2005	30	TOU-PA-B	18120	122	122.4	1638.12
11/23/2005	29	TOU-PA-B	19069	106	106.1	1608.28
10/25/2005	33	TOU-PA-B	33728	120	120	2996.57
09/22/2005	30	TOU-PA-B	45840	123	123.2	4718.85
08/23/2005	29	TOU-PA-B	49040	140	140	5023.54
07/25/2005	32	TOU-PA-B	52880	123	123.2	5123.29
06/23/2005	30	TOU-PA-B	41760	122	122.4	3846.01
05/24/2005	29	TOU-PA-B	28000	114	113.6	2243.53
04/25/2005	31	TOU-PA-B	21840	102	102.4	1974.98
03/25/2005	29	TOU-PA-B	11120	97	96.8	1190.57
02/24/2005	30	TOU-PA-B	12240	94	94.4	1253.46
01/25/2005	33	TOU-PA-B	12880	95	95.2	1299.28
12/23/2004	30	TOU-PA-B	15840	102	102.4	1502.67
11/23/2004	29	TOU-PA-B	17040	102	101.6	1561.34
10/25/2004	33	TOU-PA-B	36240	121	120.8	2864.81
09/22/2004	30	TOU-PA-B	45200	123	123.2	3456.22
08/23/2004	31	TOU-PA-B	49840	123	123.2	3785.64
07/23/2004	30	TOU-PA-B	49760	126	125.6	3821.45
06/23/2004	30	TOU-PA-B	41760	125	124.8	3489.69
05/24/2004	31	TOU-PA-B	38480	117	116.8	2805.55
04/23/2004	29	TOU-PA-B	25680	106	106.4	2076.92
03/25/2004	29	TOU-PA-B	16000	105	104.8	1481.46
02/25/2004	33	TOU-PA-B	14080	126	125.6	1459.53
01/23/2004	30	TOU-PA-B	12560	97	96.8	1240.52
12/24/2003	33	TOU-PA-B	17680	98	98.4	1517.57
11/21/2003	29	TOU-PA-B	22400	109	108.8	1854.8
10/23/2003	30	TOU-PA-B	36720	118	117.6	2952.73
09/23/2003	33	TOU-PA-B	46400	119	119.2	1223.9
08/21/2003	29	TOU-PA-B	43600	118	117.6	3619.46
07/23/2003	30	TOU-PA-B	48080	122	122.4	4535.49
06/23/2003	32	TOU-PA-B	42160	115	115.2	3965.8
05/22/2003	29	TOU-PA-B	24560	134	134.4	2540.34
04/23/2003	28	TOU-PA-B	17680	101	100.8	1892.33
03/26/2003	29	TOU-PA-B	14720	99	99.2	1657.77
02/25/2003	33	TOU-PA-B	16480	98	97.6	1768.31
01/23/2003	31	TOU-PA-B	13040	94	94.4	1522.59
12/23/2002	32	TOU-PA-B	16880	101	100.8	1833.46
11/21/2002	30	TOU-PA-B	22880	108	108	2318.25
10/22/2002	32	TOU-PA-B	40080	123	123.2	3888.47
09/20/2002	29	TOU-PA-B	43040	122	122.4	4154.53
08/22/2002	30	TOU-PA-B	49680	127	127.2	4745.37
07/23/2002	29	TOU-PA-B	50800	124	124	4774.44
06/24/2002	33	TOU-PA-B	49520	154	154.4	4660.71
05/22/2002	28	TOU-PA-B	30240	114	113.6	2885.52
04/24/2002	29	TOU-PA-B	27680	115	115.2	2682.37
03/26/2002	31	TOU-PA-B	16160	106	106.4	1780.34
02/23/2002	31	TOU-PA-B	80	64	64	234.02
01/23/2002	30	TOU-PA-B	10240	94	94.4	1140.91
12/24/2001	33	TOU-PA-B	13280	93	92.8	1374.86
11/21/2001	29	TOU-PA-B	20000	113	112.8	2026.97
10/23/2001	33	TOU-PA-B	35120	116	116	3441.99
09/20/2001	29	TOU-PA-B	38960	122	122.4	3849.33
08/22/2001	30	TOU-PA-B	44800	123	123.2	4310.07

07/23/2001	32	TOU-PA-B	48400	126	125.6	4598.96
06/21/2001	29	TOU-PA-B	9520	121	120.8	1389.25
05/23/2001	29	TOU-PA-B	8480	116	116	980.71
04/24/2001	29	TOU-PA-B	20000	107	107.2	1746.84
03/26/2001	31	TOU-PA-B	7600	100	100	833.1
02/23/2001	31	TOU-PA-B	9280	101	100.8	995.94
01/23/2001	33	TOU-PA-B	12480	98	97.6	1180.92
12/21/2000	30	TOU-PA-B	16000	109	108.8	1367.61
11/21/2000	29	TOU-PA-B	18560	111	111.2	1438.59
10/23/2000	32	TOU-PA-B	32160	123	123.2	2264.16
09/21/2000	30	TOU-PA-B	38960	123	123.2	2867.49
08/22/2000	29	TOU-PA-B	46160	123	123.2	3183.09
07/24/2000	32	TOU-PA-B	48800	122	122.4	3309.42
06/22/2000	30	TOU-PA-B	43600	123	123.2	3038.09
05/23/2000	32	TOU-PA-B	31920	122	121.6	2259.09
04/21/2000	28	TOU-PA-B	22080	123	123.2	1667.63
03/24/2000	29	TOU-PA-B	7120	98	98.4	757.82
02/24/2000	31	TOU-PA-B	2960	94	93.6	504.73
01/24/2000	33	TOU-PA-B	12880	106	106.4	1191.45



Southern California Edison Company
An EDISON INTERNATIONAL Company
P.O. Box 600, Rosemead, CA 91771-0001

Customer and Service Address

WHITE FENCE FARMS MUTUAL WATER
1049 W AVENUE M
LANCASTER CA 93534

Date Bill Prepared

Jan 24, 2002
Next Meter Read on or about
Feb 25, 2002

Your Customer Account Number

2-02-607-7560

24-hr. Customer Service

1 (800) 896-1245

Service Account

3-002-0243-53

Rotating Outage

Group N001

Rate Schedule

TOU-PA-B



Update

Amount of Previous Statement 12/26/01

\$1,393.10

Payment received 01/18/02 - Thank you

\$ (1,393.10)

Account Balance \$

0.00

Current Charges:

DWR Late Pymt Chrg (\$292.30 x 0.90%)

\$2.63

SCE Late Pymt Chrg (\$1,100.80 x 0.90%)

\$9.91

Current Charges Subtotal \$

12.54

Summary

Service / Billing Period - 12/24/01 to 01/23/02 (30 days) - Winter Season

Facilities Rel Demand

94 kW

x \$2.85000

\$

267.90

Demand Charge Total

\$

267.90

Winter Mid Peak

3,680 kWh

x \$0.11003

404.91

Winter Off Peak

6,560 kWh

x \$0.06452

423.25

Current Energy Bill

\$

828.16

Customer Charge

42.80

Current Billing Detail Subtotal

\$

1,138.86

State Tax

10,240 kWh

x \$0.00020

2.05

Current amount must be paid by 02/12/02

\$1,153.45

\$ 38.03 is your daily average cost this period

Service Voltage : 480 Volts

Of your total charges, Franchise Fees represent : \$9.21

Average Energy Charge during this period is : 7.80 cents/kWh

9297
2/5/02



Southern California Edison Company
An EDISON INTERNATIONAL Company
P.O. Box 600, Rosemead, CA 91771-0001

Customer and Service Address

Date Bill Prepared

WHITE FENCE FARMS MUTUAL WATER Jan 24, 2002

1049 W AVENUE M

Next Meter Read on or about

LANCASTER CA 93534

Feb 25, 2002

Your Customer Account Number

2-02-607-7560

24-hr. Customer Service

1 (800) 896-1245

Service Account

Rotating Outage

Rate Schedule

3-002-0243-53

Group N001

TOU-PA-B

Detail

Energy Charges (E):

DWR Energy (D)	441 kWh	x \$0.09306	\$	41.04
DWR Energy (D)	1,211 kWh	x \$0.09097		110.16
Procured Energy				647.34
Transmission Charges				(6.80)
Distribution Charges				315.58
Nuclear Decommissioning Charges				4.40
Public Purpose Program Charges				25.91
Other Charges				3.28
Other Current Charges				12.54

Current Amount Due \$ 1,153.45

(E) The Energy Charges reflect the amount included in your rate for recovery of energy procurement and generation costs. Effective September 20, 2001, your ability to enter into new contracts or arrangements to purchase electricity from another supplier was suspended by the California Public Utilities Commission.

(D) These charges are being collected by Southern California Edison as an agent for the Department of Water Resources (DWR) for that portion of energy DWR procured.



Usage

Meter Number	Dates and Readings From	To	Difference	Multiplier	Usage
ACTUAL READ					
P0726K-002349	12/24/01	01/23/02			
	07633	07761	128	80	10,240 kWh
Mid Peak	12/24/01	01/23/02			
	03243	03289	46	80	3,680 kWh
Off Peak	12/24/01	01/23/02			
	04239	04321	82	80	6,560 kWh

Demand Date	Demand From	Time To	Season	Peak	Demand
01/07/02	10:30	10:30	Winter	Mid Peak	94 kW
01/05/02	00:45	00:45	Winter	Off Peak	94 kW

Demand Meter Information

Maximum Demand : 94.0 kW

Usage Comparison

	This Year	Last Year
Kilowatt-hour (kWh) used	10,240.00	12,480.00
Number of days	30	33
Average usage per day	341.33	378.18
Percent change	(10)%	



Message

Reminder - A late payment charge of 0.9% will be applied to the total unpaid balance on your account if full payment is not received by the due date on this bill. For designated State agencies, the late payment charge will be applied in accordance with SCE tariffs.

* * * * *

IMPORTANT INFORMATION

Currently, the Rotating Outage Group number shown on the upper portion of your bill is not subject to rotating outages. However, the outage group number is subject to change at any time without notice due to electric system operating conditions.



Southern California Edison Company
An EDISON INTERNATIONAL Company
P.O. Box 600, Rosemead, CA 91771-0001

Customer and Service Address

WHITE FENCE FARMS MUTUAL WATER Feb 26, 2002

1049 W AVENUE M
LANCASTER CA 93534

Date Bill Prepared

Next Meter Read on or about
March 26, 2002

Your Customer Account Number

2-02-607-7560

24-hr. Customer Service

1 (800) 896-1245

Service Account

3-002-0243-53

Rotating Outage

Group N001

Rate Schedule

TOU-PA-B



Update

Amount of Previous Statement 01/24/02

\$1,153.45

Previous Charges Due Immediately \$

1,153.45

Current Charges:

DWR Late Pymt Chrg (\$153.83 x 0.90%)

\$1.38

SCE Late Pymt Chrg (\$999.62 x 0.90%)

\$9.00

Current Charges Subtotal \$

10.38

Summary

Service / Billing Period - 01/23/02 to 02/23/02 (31 days) - Winter Season

Facilities Rel Demand 64 kW x \$2.85000 \$ 182.40

Demand Charge Total \$ 182.40

Winter Mid Peak 80 kWh x \$0.11003 8.80

Current Energy Bill \$ 8.80

Customer Charge 42.80

Current Billing Detail Subtotal \$ 234.00

State Tax 80 kWh x \$0.00020 0.02

Current amount must be paid by 03/18/02 \$244.40

Your Account's Total Balance Due \$1,397.85

\$ 7.55 is your daily average cost this period

Service Voltage : 480 Volts

Of your total charges, Franchise Fees represent : \$1.89

Average Energy Charge during this period is : 26.43 cents/kWh

*#9312 40
\$244.
3/5/02*



Southern California Edison Company
An EDISON INTERNATIONAL Company
P.O. Box 600, Rosemead, CA 91771-0001

Customer and Service Address

Date Bill Prepared

WHITE FENCE FARMS MUTUAL WATER Feb 26, 2002

1049 W AVENUE M

Next Meter Read on or about

LANCASTER CA 93534

March 26, 2002

Your Customer Account Number

2-02-607-7560

24-hr. Customer Service

1 (800) 896-1245

Service Account

Rotating Outage

Rate Schedule

3-002-0243-53

Group N001

TOU-PA-B

Detail

Energy Charges (E):		
DWR Energy (D)	15 kWh x \$0.09097	\$ 1.36
Procured Energy		19.78
Transmission Charges		2.49
Distribution Charges		210.13
Nuclear Decommissioning Charges		0.03
Public Purpose Program Charges		9.20
Other Charges		0.03
Other Current Charges		10.38

Current Amount Due \$ 244.40

(E) The Energy Charges reflect the amount included in your rate for recovery of energy procurement and generation costs. Effective September 20, 2001, your ability to enter into new contracts or arrangements to purchase electricity from another supplier was suspended by the California Public Utilities Commission.

(D) These charges are being collected by Southern California Edison as an agent for the Department of Water Resources (DWR) for that portion of energy DWR procured.



Usage

Meter Number	Dates and Readings		Difference	Multiplier	Usage
	From	To			
ACTUAL READ					
P0726K-002349	01/23/02	02/23/02			
	07761	07762	1	80	80 kWh
Mid Peak	01/23/02	02/23/02			
	03289	03290	1	80	80 kWh
Off Peak	01/23/02	02/23/02			
	04321	04321	0	80	0 kWh

Demand Date	Demand From	Time To	Season	Peak	Demand
01/23/02	18:30	18:30	Winter	Mid Peak	64 kW
01/24/02	02:30	02:30	Winter	Off Peak	0 kW

Demand Meter Information

Maximum Demand : 64.0 kW

Usage Comparison

	This Year	Last Year
Kilowatt-hour (kWh) used	80.00	9,280.00
Number of days	31	31
Average usage per day	2.58	299.35
Percent change	(99)%	--



Message

Reminder - A late payment charge of 0.9% will be applied to the total unpaid balance on your account if full payment is not received by the due date on this bill. For designated State agencies, the late payment charge will be applied in accordance with SCE tariffs.

* * * * *

IMPORTANT INFORMATION

Currently, the Rotating Outage Group number shown on the upper portion of your bill is not subject to rotating outages. However, the outage group number is subject to change at any time without notice due to electric system operating conditions.

Customer and Service Address

WHITE FENCE FARMS MUTUAL WATER March 27, 2002

1049 W AVENUE M

LANCASTER CA 93534

Date Bill Prepared

Next Meter Read on or about

April 24, 2002

Your Customer Account Number

2-02-607-7560

24-hr. Customer Service

1 (800) 896-1245

Service Account

Rotating Outage

Rate Schedule

3-002-0243-53

Group N001

TOU-PA-B



Update

Amount of Previous Statement 02/26/02

\$1,397.85

Payment received 03/08/02 - Thank you

\$ (1,153.45)

Payment received 03/11/02 - Thank you

\$ (244.40)

Account Balance..... \$

0.00

Summary

Service / Billing Period - 02/23/02 to 03/26/02 (31 days) - Winter Season

Facilities Rel Demand

106 kW x \$2.85000

\$ 302.10

Demand Charge Total

\$ 302.10

Winter Mid Peak

8,560 kWh x \$0.11003

941.86

Winter Off Peak

7,600 kWh x \$0.06452

490.35

Current Energy Bill

\$ 1,432.21

Customer Charge

42.80

Current Billing Detail Subtotal

\$ 1,777.11

State Tax

16,160 kWh x \$0.00020

3.23

Current amount must be paid by 04/15/02

\$1,780.34

\$ 57.43 is your daily average cost this period

Service Voltage : 480 Volts

Of your total charges, Franchise Fees represent : \$14.37

Average Energy Charge during this period is : 8.47 cents/kWh

*#9357
4/1/02*



An EDISON INTERNATIONAL Company
P.O. Box 600, Rosemead, CA 91771-0001

Customer and Service Address Date Bill Prepared
WHITE FENCE FARMS MUTUAL WATER March 27, 2002
1049 W AVENUE M Next Meter Read on or about
LANCASTER CA 93534 April 24, 2002

Your Customer Account Number
2-02-607-7560
24-hr. Customer Service
1 (800) 896-1245

Service Account Rotating Outage Rate Schedule
3-002-0243-53 Group N001 TOU-PA-B

Detail

Energy Charges (E):		
DWR Energy (D)	1,968 kWh x \$0.09097	\$ 179.03
DWR Energy (D)	1,082 kWh x \$0.09744	105.43
Procured Energy		1,084.68
Transmission Charges		(9.98)
Distribution Charges		368.18
Nuclear Decommissioning Charges		6.95
Public Purpose Program Charges		40.88
Other Charges		5.17
Current Amount Due		\$ 1,780.34

(E) The Energy Charges reflect the amount included in your rate for recovery of energy procurement and generation costs. Effective September 20, 2001, your ability to enter into new contracts or arrangements to purchase electricity from another supplier was suspended by the California Public Utilities Commission.

(D) These charges are being collected by Southern California Edison as an agent for the Department of Water Resources (DWR) for that portion of energy DWR procured.



Usage

Meter Number	Dates and Readings From To	Difference	Multiplier	Usage
ACTUAL READ				
P0726K-002349	02/23/02 03/26/02 07762 07964	202	80	16,160 kWh
Mid Peak	02/23/02 03/26/02 03290 03397	107	80	8,560 kWh
Off Peak	02/23/02 03/26/02 04321 04416	95	80	7,600 kWh

Demand Date	Demand From	Time To	Season	Peak	Demand
03/04/02	10:15	10:15	Winter	Mid Peak	106 kW
03/03/02	10:15	10:15	Winter	Off Peak	105 kW

Demand Meter Information

Maximum Demand : 106.0 kW

	Usage Comparison	This Year	Last Year
Kilowatt-hour (kWh) used		16,160.00	7,600.00
Number of days		31	31
Average usage per day		521.29	245.16
Percent change		113%	



Message

Reminder - A late payment charge of 0.9% will be applied to the total unpaid balance on your account if full payment is not received by the due date on this bill. For designated State agencies, the late payment charge will be applied in accordance with SCE tariffs.

* * * * *

IMPORTANT INFORMATION

Currently, the Rotating Outage Group number shown on the upper portion of your bill is not subject to rotating outages. However, the outage group number is subject to change at any time without notice due to electric system operating conditions.



Southern California Edison Company
An EDISON INTERNATIONAL Company
P.O. Box 600, Rosemead, CA 91771-0001

Customer and Service Address

Date Bill Prepared

WHITE-FENCE FARMS-MUTUAL-WATER April 25, 2002

1049 W AVENUE M
LANCASTER CA 93534

Next Meter Read on or about
May 23, 2002

Your Customer Account Number

2-02-607-7560

24-hr. Customer Service

1 (800) 896-1245

Service Account

Rotating Outage

Rate Schedule

3-002-0243-53

Group N001

TOU-PA-B



Update

Amount of Previous Statement 03/27/02

\$1,780.34

Payment received 04/15/02 - Thank you

\$ (1,780.34)

Returned Check

\$1,780.34

Previous Charges Due Immediately \$

1,780.34

Current Charges:

Returned Check Charge

\$9.00

Current Charges Subtotal \$

9.00

Summary

Service / Billing Period - 03/26/02 to 04/24/02 (29 days) - Winter Season

Facilities Rel Demand

115 kW x \$2.85000

\$ 327.75

Demand Charge Total

\$ 327.75

Winter Mid Peak

12,000 kWh x \$0.11003

1,320.36

Winter Off Peak

15,680 kWh x \$0.06452

1,011.67

Current Energy Bill

\$ 2,332.03

Customer Charge

Electric Deferred Refund

42.80
(25.75)

Current Billing Detail Subtotal \$

2,676.83

State Tax

27,680 kWh x \$0.00020

5.54

Current amount must be paid by 05/14/02

\$2,691.37

Your Account's Total Balance Due

\$4,471.71

\$ 92.50 is your daily average cost this period

Service Voltage : 480 Volts

Of your total charges, Franchise Fees represent : \$21.65

Average Energy Charge during this period is : 8.00 cents/kWh

\$9385
\$4,471.71
5/17/02



Southern California Edison Company
An EDISON INTERNATIONAL Company
P.O. Box 600, Rosemead, CA 91771-0001

Customer and Service Address Date Bill Prepared
WHITE FENCE FARMS MUTUAL WATER April 25, 2002
1049 W AVENUE M Next Meter Read on or about
LANCASTER CA 93534 May 23, 2002

Your Customer Account Number
2-02-607-7560
24-hr. Customer Service
1 (800) 896-1245

Service Account Rotating Outage Rate Schedule
3-002-0243-53 Group N001 TOU-PA-B

Detail

Energy Charges (E):		
DWR Energy (D)	5,261 kWh x \$0.09706	\$ 510.63
Procured Energy		1,704.30
Transmission Charges		(19.76)
Distribution Charges		422.16
Nuclear Decommissioning Charges		11.90
Public Purpose Program Charges		70.03
Electric Deferred Refund		(25.75)
Other Charges		8.86
Other Current Charges		9.00

Current Amount Due \$ 2,691.37

(E) The Energy Charges reflect the amount included in your rate for recovery of energy procurement and generation costs. Effective September 20, 2001, your ability to enter into new contracts or arrangements to purchase electricity from another supplier was suspended by the California Public Utilities Commission.

(D) These charges are being collected by Southern California Edison as an agent for the Department of Water Resources (DWR) for that portion of energy DWR procured.



Usage

Meter Number	Dates and Readings		Difference	Multiplier	Usage
	From	To			
ACTUAL READ					
P0726K-002349	03/26/02	04/24/02			
	07964	08310	346	80	27,680 kWh
Mid Peak	03/26/02	04/24/02			
	03397	03547	150	80	12,000 kWh
Off Peak	03/26/02	04/24/02			
	04416	04612	196	80	15,680 kWh

Demand Date	Demand From	Time To	Season	Peak	Demand
04/08/02	09:15	09:15	Winter	Mid Peak	115 kW
04/20/02	07:45	07:45	Winter	Off Peak	109 kW

Demand Meter Information

Maximum Demand : 115.0 kW

Usage Comparison

	This Year	Last Year
Kilowatt-hour (kWh) used	27,680.00	20,000.00
Number of days	29	29
Average usage per day	954.48	689.66
Percent change	38%	



Southern California Edison Company
An EDISON INTERNATIONAL Company
P.O. Box 600, Rosemead, CA 91771-0001

Customer and Service Address

Date Bill Prepared

WHITE FENCE FARMS MUTUAL WATER April 25, 2002

1049 W AVENUE M
LANCASTER CA 93534

Next Meter Read on or about
May 23, 2002

Your Customer Account Number

2-02-607-7560

24-hr. Customer Service

1 (800) 896-1245

Service Account

Rotating Outage

Rate Schedule

3-002-0243-53

Group N001

TOU-PA-B



Message

Reminder - A late payment charge of 0.9% will be applied to the total unpaid balance on your account if full payment is not received by the due date on this bill. For designated State agencies, the late payment charge will be applied in accordance with SCE tariffs.

* * * * *

IMPORTANT INFORMATION

Currently, the Rotating Outage Group number shown on the upper portion of your bill is not subject to rotating outages. However, the outage group number is subject to change at any time without notice due to electric system operating conditions.

* * * * *

ELECTRIC DEFERRED REFUND...

SCE customers of record on 1/1/2002, who were also SCE customers during 2001, are eligible for a one-time Electric Deferred Refund credit based on their 2001 electric use. Your refund appears as a credit on this bill.

SCE Statements 2000-2005 X-Have Statement Missing Statement

	2000	2001	2002	2003	2004	2005
Jan						
County	X	X	X	X	X	X
City	X	X	X	X	X	X
Feb						
County	X	X	X	X	X	X
City	X	X	X	X	X	X
Mar						
County	X	X	X	X	X	X
City	X	X	X	X	X	X
April						
County	X	X	X	X	X	X
City	X	X	X	X	X	X
May						
County	X	X	X	X	X	X
City	X	X	X	X	X	X
Jun						
County	X	X	X	X	X	X
City	X	X	X	X	X	X
Jul						
County	X	X	X	X	X	X
City	X	X	X	X	X	X
Aug						
County	X	X	X	X	X	X
City	X	X	X	X	X	X
Sept						
County	X	X	X	X	X	X
City	X	X	X	X	X	X
Oct						
County	X	X	X	X	X	X
City	X	X	X	X	X	X
Nov						
County	X	X	X	X	X	X
City	X	X	X	X	X	X
Dec						
County	X	X	X	X	X	X
City	X	X	X	X	X	X

County

Date	Days	Rate	kWh	Billing kW	Max kW	Total Bill
12/23/2005	30	TOU-PA-B	15626	103	103.2	1493.25
11/23/2005	29	TOU-PA-B	28431	114	114.2	2318.53
10/25/2005	33	TOU-PA-B	38644	120	120	3319.73
09/22/2005	30	TOU-PA-B	51000	125	124.8	5390.19
08/23/2005	29	TOU-PA-B	56400	125	124.8	5919.73
07/25/2005	32	TOU-PA-B	56960	125	124.8	5690.39
06/23/2005	30	TOU-PA-B	43920	125	125.2	4092
05/24/2005	29	TOU-PA-B	45320	123	123.2	3437.25
04/25/2005	32	TOU-PA-B	33960	121	121.2	2780.84
03/24/2005	29	TOU-PA-B	17520	114	114	1722.93
02/23/2005	29	TOU-PA-B	15240	101	100.8	1538.09
01/25/2005	33	TOU-PA-B	15960	122	121.6	1667.28
12/23/2004	30	TOU-PA-B	21280	99	99.2	1943.55
11/23/2004	32	TOU-PA-B	25800	106	106	2239
10/22/2004	30	TOU-PA-B	32320	123	122.8	2787.5
09/22/2004	30	TOU-PA-B	41000	126	125.6	3433.95
08/23/2004	31	TOU-PA-B	47080	126	125.6	3841.12
07/23/2004	60	TOU-PA-B	83920	126	126	6771.85
05/24/2004	27	TOU-PA-B	31760	120	119.6	2549.05
04/27/2004	33	TOU-PA-B	27080	107	106.8	2275.72
03/25/2004	30	TOU-PA-B	14440	104	104	1450.73
02/24/2004	29	TOU-PA-B	11440	98	98	1273.04
01/26/2004	33	TOU-PA-B	12600	96	96.4	1330.42
12/24/2003	33	TOU-PA-B	15440	98	97.6	1483.98
11/21/2003	29	TOU-PA-B	19760	110	110.4	1807.98
10/23/2003	30	TOU-PA-B	32400	127	126.8	2818.96
09/23/2003	33	TOU-PA-B	47360	127	126.8	2448.21
08/21/2003	29	TOU-PA-B	46880	128	127.6	4191.48
07/23/2003	29	TOU-PA-B	40840	126	125.6	4162.08
06/24/2003	32	TOU-PA-B	160	118	118	530.54
05/23/2003	29	TOU-PA-B	3360	118	118	760.83
04/24/2003	29	TOU-PA-B	80	105	105.2	392.63
03/26/2003	30	TOU-PA-B	20240	105	105.2	2291.7
02/24/2003	31	TOU-PA-B	0	0	0	272.08
01/24/2003	32	TOU-PA-B	2360	96	96	616.22
12/23/2002	32	TOU-PA-B	80	19	19.2	279.43
11/21/2002	30	TOU-PA-B	0	0	0	272.08
10/22/2002	32	TOU-PA-B	16800	127	126.8	2039.84
09/20/2002	29	TOU-PA-B	48320	127	126.8	4829.97
08/22/2002	29	TOU-PA-B	57840	128	128.4	5683.32
07/24/2002	30	TOU-PA-B	38120	126	126.4	3893.16
06/24/2002	33	TOU-PA-B	57160	128	128	6054.52
05/22/2002	28	TOU-PA-B	5880	106	106	845.77
04/24/2002	30	TOU-PA-B	400	54	53.6	228.9
03/25/2002	31	TOU-PA-B	0	0	0.4	224.49
02/22/2002	30	TOU-PA-B	40	4	3.6	229.12
01/23/2002	30	TOU-PA-B	15240	92	92	1730.39
12/24/2001	33	TOU-PA-B	20440	96	96.4	2153.02
11/21/2001	30	TOU-PA-B	31960	103	102.8	3077.13
10/22/2001	32	TOU-PA-B	38320	112	112	3742.42
09/20/2001	30	TOU-PA-B	46120	120	119.6	4489.55
08/21/2001	28	TOU-PA-B	47600	117	117.2	4625.73
07/24/2001	32	TOU-PA-B	39440	119	119.2	3183.66

06/22/2001	30	TOU-PA-B	42920	119	118.8	4111.09
05/23/2001	29	TOU-PA-B	28880	120	120.4	2477.25
04/24/2001	29	TOU-PA-B	0	2	1.6	190.68
03/26/2001	31	TOU-PA-B	40	41	40.8	228.49
02/23/2001	31	TOU-PA-B	0	37	36.8	224.49
01/23/2001	33	TOU-PA-B	0	0	0	224.49
12/21/2000	30	TOU-PA-B	1520	82	82	393.84
11/21/2000	29	TOU-PA-B	80	2	1.6	227.83
10/23/2000	32	TOU-PA-B	40120	117	117.2	2815.54
09/21/2000	31	TOU-PA-B	56040	120	119.6	3760.39
08/21/2000	28	TOU-PA-B	49440	118	117.6	3488.66
07/24/2000	32	TOU-PA-B	60120	238	238	4991.11
06/22/2000	30	TOU-PA-B	95440	119	119.2	5044.6
05/23/2000	32	TOU-PA-B	27800	120	119.6	2409.94
04/21/2000	29	TOU-PA-B	29520	117	116.8	1992.35
03/23/2000	28	TOU-PA-B	1200	83	83.2	364.38
02/24/2000	31	TOU-PA-B	0	0	0	224.49
01/24/2000	33	TOU-PA-B	1520	82	82	380.46



Southern California Edison Company
P.O. Box 600, Rosemead, CA 91771-0001

Visit us at:
www.sce.com

Customer and Mailing Address
WHITE FENCE FARMS MUTUAL WATER
1901 20TH ST W
PALMDALE CA 93551

Date Bill Prepared
Jan 24, 2003

Your Customer Account Number
2-02-607-7339
24-hr. Customer Service
1 (800) 990-7788

Page 1 of 5

Billing summary

Amount of Previous Statement 12/23/02	\$	2,602.51	
Payment received 12/30/02 - Thank you	\$	(2,189.35)	
Payment received 01/15/03 - Thank you	\$	(413.16)	
Balance Before Current Charges	\$		0.00
Current Charges	\$	199.60	
Current Charges Due 02/12/03	\$		199.60
Your Total Balance Due		\$	199.60

Summary of billing detail

Service Account	Rate Schedule	Service Address		Current Charges
3-003-4216-87 Billing Correction 11/21/02-12/06/02	TOU-PA-B	41501 20TH ST W PALMDALE, CA	\$	(137.72)
3-003-4216-87 Billing Period: 11/21/02-12/23/02	TOU-PA-B	41501 20TH ST W PALMDALE, CA	\$	282.79
3-003-4913-60 Billing Period: 11/21/02-12/23/02	GS-1	41915 20TH ST W PALMDALE, CA	\$	54.53

Did you know. . .

LATE PAYMENT CHARGE REMINDER

Reminder - A late payment charge of 0.9% will be applied to the total unpaid balance on your account if full payment is not received by the due date on this bill. For designated State agencies, the late payment charge will be applied in accordance with SCE tariffs.

4-5741

- Please detach stub below and return with your payment -



Customer and Service Address Date Bill Prepared
WHITE FENCE FARMS MUTUAL WATER Jan 24, 2003
1501 20TH ST W Next Meter Read on or about
ALMDALE CA 93551 Feb 25, 2003

Your Customer Account Number
2-02-607-7339

24-hr. Customer Service
1 (800) 990-7788

Service Account Rotating Outage Rate Schedule
-003-4216-87 Group M004 TOU-PA-B

Our current energy usage

Meter Number	Date and Reading		Difference	Multiplier	Usage
	From	To			
ACTUAL READ					
P729K-002089	11/21/02	12/23/02			
	18254	18256	2	40	80 kWh
Mid Peak	11/21/02	12/23/02			
	06477	06478	1	40	40 kWh
Off Peak	11/21/02	12/23/02			
	11191	11192	1	40	40 kWh

Demand Meter Information

50% of the Previous High Billing Demand : 64.0 kW
Maximum Demand : 19.0 kW

Usage Comparison	This Year	Last Year	2 Years Ago
Kilowatt-hour (kWh) used	80.00	20,440.00	1,520.00
Number of days	32	33	30
Average usage per day	2.50	619.39	50.67
Percent change from Last Year	(100)%		

Did you know...

WE HAVE CORRECTED YOUR ACCOUNT

This is your corrected bill. We apologize for any inconvenience this may have caused. If you have any questions, please call our 24-hour customer service number listed on your bill.

IMPORTANT INFORMATION

The Rotating Outage Group number shown on the upper portion of your bill may change. Group changes may occur at any time without notice due to electric system operating conditions. While we provide as much outage information as possible, SCE cannot predict exactly when an outage group may be affected.

Detail of current charges: \$282.79

We provide two ways to look at your current charges:

1 By usage:

Billing Period - 11/21/02 to 12/23/02 (32 days) - Winter Season

Facilities Rel Demand	64 kW	x \$3.43000	\$	219.52
Demand Charge Total				\$ 219.52
Winter Mid Peak	40 kWh	x \$0.11003		4.40
Winter Off Peak	40 kWh	x \$0.06452		2.58
Current Energy Bill				\$ 6.98
Customer Charge				42.80
Current Billing Detail Subtotal				\$ 269.30
Los Angeles Co UUT	\$ 269.30	x 5.00000%		13.47
State Tax	80 kWh	x \$0.00020		0.02
Current Charges Due 02/12/03				\$ 282.79

Customer and Service Address Date Bill Prepared
WHITE FENCE FARMS MUTUAL WATER Jan 24, 2003
1501 20TH ST W Next Meter Read on or about
ALMDALE CA 93551 Feb 25, 2003

Service Account Rotating Outage Rate Schedule
-003-4216-87 Group M004 TOU-PA-B

Your Customer Account Number
2-02-607-7339

24-hr. Customer Service
1 (800) 990-7788

Your daily average cost this period excluding Utility User Tax (UUT) is : \$ 8.42

Service Voltage : 480 Volts

Of your total charges, Franchise Fees represent : \$2.18

Average Energy Charge during this period is : 20.49 cents/kWh

2 By rate component:

Procured Energy(E)(D)	\$	16.35
DWR Bond Charge (B)		0.04
Transmission Charges		39.61
Distribution Charges		213.06
Nuclear Decommissioning Charges		0.03
Public Purpose Program Charges		0.20
Other Charges		13.50
Current Charges	\$	282.79

- E) The Procured Energy Charges reflect the amount included in your rate for recovery of energy procurement and generation costs. Effective September 20, 2001, your ability to enter into new contracts or arrangements to purchase electricity from another supplier was suspended by the California Public Utilities Commission.
- D) These charges include Procured Energy Charges for that portion of your energy usage provided by the Department of Water Resources (DWR) and are being collected by Southern California Edison as an agent for the DWR. DWR is collecting 9.706 cents per kilowatt-hour (kWh) for each kWh it provides.
- B) A portion of electric energy charges is being applied to Department of Water Resources (DWR) Bond Charges. These bonds were issued by DWR to cover the cost of procurement of power for customers during the energy crisis. The DWR Bond Charge reflects the cost of repaying these bonds.

Customer and Service Address **Date Bill Prepared**
WHITE FENCE FARMS MUTUAL WATER Jan 24, 2003
1915 20TH ST W Next Meter Read on or about
ALMDALE CA 93551 Feb 25, 2003

Service Account **Rotating Outage** **Rate Schedule**
-003-4913-60 **Group N001** **GS-1**

Your Customer Account Number
2-02-607-7339

24-hr. Customer Service
1 (800) 990-7788

our current energy usage

Meter Number	Date and Reading From	To	Difference	Multiplier	Usage
ACTUAL READ 732-011126	11/21/02 00451	12/23/02 00462	11	24	264 kWh

Demand Meter Information
Maximum Demand : 4.0 kW

Usage Comparison	This Year	Last Year	2 Years Ago
Kilowatt-hour (kWh) used	264.00	336.00	288.00
Number of days	32	33	30
Average usage per day	8.25	10.18	9.60
Percent change from Last Year	(19)%		

id you know. . .

IMPORTANT INFORMATION

Currently, the Rotating Outage Group number shown on the upper portion of your bill is not subject to rotating outages. However, the outage group number is subject to change at any time without notice due to electric system operating conditions.

etail of current charges: \$54.53

We provide two ways to look at your current charges:

1 By usage:

Billing Period - 11/21/02 to 12/23/02 (32 days) - Winter Season

Winter Energy Charge	264 kWh x \$0.14731	\$	38.89
Customer Charge	32 Days x \$0.48000		15.36
3 Phase Service Chg	32 Days x \$0.07900		2.53
Subtotal		\$	56.78
Legislated Rate Reduction			(4.89)
Current Billing Detail Subtotal		\$	51.89
Los Angeles Co UUT	\$ 51.89 x 5.00000%		2.59
State Tax	264 kWh x \$0.00020		0.05
Current Charges Due 02/12/03		\$	54.53

Your daily average cost this period excluding Utility User Tax (UUT) is : \$ 1.62

Service Voltage : 480 Volts

Of your total charges, Franchise Fees represent : \$0.42

Average Energy Charge during this period is : 11.31 cents/kWh

2 By rate component:

Procured Energy(E)(D)	\$	29.71
DWR Bond Charge (B)		0.12
Transmission Charges		1.03
Distribution Charges		21.31
Nuclear Decommissioning Charges		0.18
Public Purpose Program Charges		0.91
Trust Transfer Amount (T)		3.41

Customer and Service Address Date Bill Prepared
WHITE FENCE FARMS MUTUAL WATER Jan 24, 2003
915 20TH ST W Next Meter Read on or about
ALMDALE CA 93551 Feb 25, 2003

Your Customer Account Number
2-02-607-7339

24-hr. Customer Service
1 (800) 990-7788

Service Account Rotating Outage Rate Schedule
-003-4913-60 Group N001 GS-1

Legislated Rate Reduction (4.89
Other Charges 2.67

Current Charges \$ **54.53**

- E) *The Procured Energy Charges reflect the amount included in your rate for recovery of energy procurement and generation costs. Effective September 20, 2001, your ability to enter into new contracts or arrangements to purchase electricity from another supplier was suspended by the California Public Utilities Commission.*
- D) *These charges include Procured Energy Charges for that portion of your energy usage provided by the Department of Water Resources (DWR) and are being collected by Southern California Edison as an agent for the DWR. DWR is collecting 9.706 cents per kilowatt-hour (kWh) for each kWh it provides.*
- B) *A portion of electric energy charges is being applied to Department of Water Resources (DWR) Bond Charges. These bonds were issued by DWR to cover the cost of procurement of power for customers during the energy crisis. The DWR Bond Charge reflects the cost of repaying these bonds.*
- T) *A portion of historic electric generation costs has been financed through low-cost bonds to reduce your total bill by 10% based on June 10, 1996 frozen rates. The TTA reflects the costs of these bonds, which are less expensive than the type of financing the utilities previously employed. The TTA does not offset this 10% rate reduction, nor does it increase the total amount you otherwise would have paid.*

9438

WHITE FENCE FARMS MUTUAL WATER CO.

41901 N. 20TH STREET WEST
PALMDALE, CA 93551

DATE

2/4/03

16-24
1220 4525PAY
TO THE
ORDER OF

SCE

\$ 199.60

One hundred and ninety-nine dollars and 60/100

DOLLARS

Wells Fargo Bank, N.A.
California
www.wellsfargo.comMichael Gots
Chris Smith

FOR 2-02-607-7339

Payment
StubFor payment
location, call:
(800)747-8908

Make check payable to Southern California Edison

Please pay total amount now due

\$199.60

Thank you for
paying promptlyPaid due if not
paid by 02/12/03Enter the amount you
paid \$

Your Customer Account #: 2-02-607-7339

WHITE FENCE FARMS MUTUAL WATER
41901 20TH ST W
PALMDALE CA 93551-1315
P.O. Box 600
Rosemead, Ca
91771-0001

02 607 7339 00000052 000000000000019960000019960

DISPUTED BILLS

If you believe your bill is incorrect, call us as soon as you receive it and we will provide you with prompt assistance. If you are still unsatisfied, after the SCE review, you may send a written complaint to the CPUC at the address below. To inquire about this procedure by telephone, call the CPUC at 1-800-649-7570 or (TDD) 213-897-0426. To avoid termination of service while disputing a bill, you must pay the bill or send the payment amount to the CPUC before the past due date.

RULES AND RATES

The full extent of SCE's rules and rates are available at www.sce.com or upon request.

FIELD ASSIGNMENT CHARGE

A field Assignment Charge may appear on your next bill if SCE visits your premises because of failure to pay your bill.

PAYING YOUR BILL

- By Mail — Send payment in the enclosed envelope
- In Person — Pay at any Southern California Edison (SCE) authorized payment location
- Electronically — Call us for electronic payment options
- Unable to Pay — Call us now if you need to make payment arrangements or information on agencies to assist you

COMPETITION TRANSITION CHARGE (CTC)

In accordance with the California Public Utilities Code, all Departing Load, Direct Access, and SCE Customers are responsible for paying the CTC.

TRUST TRANSFER AMOUNT

The Trust Transfer Amount reflects the Fixed Transition Amount (FTA), chargeable to residential and small commercial customers pursuant to state law and a financing order issued by the California Public Utilities Commission (CPUC). The Trust Transfer Amount is the

CORRESPONDENCE

Southern California Edison
P.O. Box 6400
Rancho Cucamonga, CA
91729-6400
INTERNET ADDRESS: www.sce.com

PAYMENTS

Spanish — 7 días a la semana 8 a.m. — 8 p.m.
Para obtener servicio en español... 1-800-441-2233

VIETNAMESE

Tin tức bằng tiếng Việt, liên lạc... 1-800-327-3031

VIETNAMESE

한국어 고객센터는 24시간... 1-800-628-3061

Commercial and Industrial Services: 1-800-990-7788

Authorized Payment Locations... 1-800-747-8908

Emergency Services & Outages... 1-800-611-1911

Electric Industry Restructuring... 1-800-799-4723

Hearing & Speech Impaired (TDD)... 1-800-352-8580

Energy Theft Hotline... 1-800-227-3901

Toll-free number from anywhere in the U.S. and Canada... 1-800-655-4555



Southern California Edison Company
P.O. Box 600, Rosemead, CA 91771-0001

Visit us at:
www.sce.com

Customer and Mailing Address
WHITE FENCE FARMS MUTUAL WATER
1901 20TH ST W
PALMDALE CA 93551

Date Bill Prepared
Feb 25, 2003

Your Customer Account Number
2-02-607-7339
24-hr. Customer Service
1 (800) 990-7788

Page 1 of 5

Billing summary

Amount of Previous Statement 01/24/03	\$	199.60
Payment received 02/07/03 - Thank you	\$	(199.60)
Balance Before Current Charges	\$	0.00
Current Charges	\$	670.22
Current Charges Due 03/17/03	\$	670.22
Your Total Balance Due		\$ 670.22

Summary of billing detail

Service Account	Rate Schedule	Service Address		Current Charges
3-003-4216-87 Billing Period: 12/23/02-01/24/03	TOU-PA-B	41501 20TH ST W PALMDALE, CA	\$	616.22
3-003-4913-60 Billing Period: 12/23/02-01/23/03	GS-1	41915 20TH ST W PALMDALE, CA	\$	54.00

Did you know. . .

LATE PAYMENT CHARGE REMINDER

Reminder - A late payment charge of 0.9% will be applied to the total unpaid balance on your account if full payment is not received by the due date on this bill. For designated State agencies, the late payment charge will be applied in accordance with SCE tariffs.

4-574)

- Please detach stub below and return with your payment -

Customer and Service Address Date Bill Prepared
WHITE FENCE FARMS MUTUAL WATER Feb 25, 2003
1501 20TH ST W Next Meter Read on or about
ALMDALE CA 93551 March 26, 2003

Your Customer Account Number
2-02-607-7339

24-hr. Customer Service
1 (800) 990-7788

Service Account Rotating Outage Rate Schedule
-003-4216-87 Group M004 TOU-PA-B

Your current energy usage

Meter Number	Date and Reading From	To	Difference	Multiplier	Usage
ACTUAL READ					
P729K-002089	12/23/02	01/24/03			
	18256	18315	59	40	2,360 kWh
Mid Peak	12/23/02	01/24/03			
	06478	06514	36	40	1,440 kWh
Off Peak	12/23/02	01/24/03			
	11192	11215	23	40	920 kWh

Demand Date	Demand From	Time To	Season	Peak	Demand
01/22/03	19:30	19:30	Winter	Mid Peak	96 kW
01/18/03	14:45	14:45	Winter	Off Peak	93 kW

Demand Meter Information

Maximum Demand : 96.0 kW

Usage Comparison	This Year	Last Year	2 Years Ago
Kilowatt-hour (kWh) used	2,360.00	15,240.00	No
Number of days	32	30	Comparable
Average usage per day	73.75	508.00	Usage
Percent change from Last Year	(86)%		

Did you know...

IMPORTANT INFORMATION

The Rotating Outage Group number shown on the upper portion of your bill may change. Group changes may occur at any time without notice due to electric system operating conditions. While we provide as much outage information as possible, SCE cannot predict exactly when an outage group may be affected.

Detail of current charges: \$616.22

We provide two ways to look at your current charges:

By usage:

Billing Period - 12/23/02 to 01/24/03 (32 days) - Winter Season

Facilities Rel Demand	96 kW	x \$3.38000	x 23/32 days	\$	233.22
Facilities Rel Demand	96 kW	x \$3.43000	x 9/32 days		92.61
Demand Charge Total					\$ 325.83
Winter Mid Peak	1,440 kWh	x \$0.11003			158.44
Winter Off Peak	920 kWh	x \$0.06452			59.36
Current Energy Bill					\$ 217.80
Customer Charge					42.80
Current Billing Detail Subtotal					\$ 586.43
Los Angeles Co UUT	\$ 586.43	x 5.00000%			29.32
State Tax	2,360 kWh	x \$0.00020			0.47

Customer and Service Address Date Bill Prepared
WHITE FENCE FARMS MUTUAL WATER Feb 25, 2003
1501 20TH ST W Next Meter Read on or about
DALMDALE CA 93551 March 26, 2003

Service Account Rotating Outage Rate Schedule
1-003-4216-87 Group M004 TOU-PA-B

Your Customer Account Number
2-02-607-7339

24-hr. Customer Service
1 (800) 990-7788

Current Charges Due 03/17/03 \$ **616.22**

Your daily average cost this period excluding Utility User Tax (UUT) is : \$ 18.34
Service Voltage : 480 Volts
Of your total charges, Franchise Fees represent : \$4.74
Average Energy Charge during this period is : 8.99 cents/kWh

2 By rate component:

Procured Energy(E)(D)	\$	195.73
DWR Bond Charge (B)		16.54
Transmission Charges		55.43
Distribution Charges		311.14
Nuclear Decommissioning Charges		1.01
Public Purpose Program Charges		5.97
Other Charges		30.40

Current Charges \$ **616.22**

- (E) The Procured Energy Charges reflect the amount included in your rate for recovery of energy procurement and generation costs. Effective September 20, 2001, your ability to enter into new contracts or arrangements to purchase electricity from another supplier was suspended by the California Public Utilities Commission.
- (D) These charges include Procured Energy Charges for that portion of your energy usage provided by the Department of Water Resources (DWR) and are being collected by Southern California Edison as an agent for the DWR. DWR is collecting 9.706 cents per kilowatt-hour (kWh) for each kWh it provides.
- (B) A portion of electric energy charges is being applied to Department of Water Resources (DWR) Bond Charges. These bonds were issued by DWR to cover the cost of procurement of power for customers during the energy crisis. The DWR Bond Charge reflects the cost of repaying these bonds.

Customer and Service Address Date Bill Prepared
WHITE FENCE FARMS MUTUAL WATER Feb 25, 2003
1915 20TH ST W Next Meter Read on or about
ALMDALE CA 93551 March 26, 2003

Service Account Rotating Outage Rate Schedule
1-003-4913-60 Group N001 GS-1

Your Customer Account Number

2-02-607-7339

24-hr. Customer Service

1 (800) 990-7788

Your current energy usage

Meter Number	Date and Reading From	To	Difference	Multiplier	Usage
ACTUAL READ 732-011126	12/23/02	01/23/03			
	00462	00473	11	24	264 kWh

Demand Meter Information

Maximum Demand : 1.0 kW

Usage Comparison	This Year	Last Year	2 Years Ago
Kilowatt-hour (kWh) used	264.00	288.00	360.00
Number of days	31	30	33
Average usage per day	8.52	9.60	10.91
Percent change from Last Year	(11)%		

Did you know. . .

IMPORTANT INFORMATION

Currently, the Rotating Outage Group number shown on the upper portion of your bill is not subject to rotating outages. However, the outage group number is subject to change at any time without notice due to electric system operating conditions.

Detail of current charges: \$54.00

We provide two ways to look at your current charges:

1 By usage:

Billing Period - 12/23/02 to 01/23/03 (31 days) - Winter Season

Winter Energy Charge	264 kWh x \$0.14731	\$	38.89
Customer Charge	31 Days x \$0.48000		14.88
3 Phase Service Chg	31 Days x \$0.07900		2.45
Subtotal		\$	56.22
Legislated Rate Reduction			(4.84)
Current Billing Detail Subtotal		\$	51.38
Los Angeles Co UUT	\$ 51.38 x 5.00000%		2.57
State Tax	264 kWh x \$0.00020		0.05
Current Charges Due 03/17/03		\$	54.00

Your daily average cost this period excluding Utility User Tax (UUT) is : \$ 1.66

Service Voltage : 480 Volts

Of your total charges, Franchise Fees represent : \$0.42

Average Energy Charge during this period is : 11.33 cents/kWh

2 By rate component:

Procured Energy(E)(D)	\$	28.05
DWR Bond Charge (B)		1.85
Transmission Charges		1.09
Distribution Charges		20.90
Nuclear Decommissioning Charges		0.18

Customer and Service Address
WHITE FENCE FARMS MUTUAL WATER
1915 20TH ST W
ALMDALE CA 93551

Date Bill Prepared
Feb 25, 2003
Next Meter Read on or about
March 26, 2003

Your Customer Account Number
2-02-607-7339

24-hr. Customer Service
1 (800) 990-7788

Service Account Rotating Outage Rate Schedule
-003-4913-60 Group N001 GS-1

Public Purpose Program Charges	0.95
Trust Transfer Amount (T)	3.13
Legislated Rate Reduction	(4.84)
Other Charges	2.69

Current Charges \$ **54.00**

- E) *The Procured Energy Charges reflect the amount included in your rate for recovery of energy procurement and generation costs. Effective September 20, 2001, your ability to enter into new contracts or arrangements to purchase electricity from another supplier was suspended by the California Public Utilities Commission.*
- D) *These charges include Procured Energy Charges for that portion of your energy usage provided by the Department of Water Resources (DWR) and are being collected by Southern California Edison as an agent for the DWR. DWR is collecting 9.706 cents per kilowatt-hour (kWh) for each kWh it provides.*
- B) *A portion of electric energy charges is being applied to Department of Water Resources (DWR) Bond Charges. These bonds were issued by DWR to cover the cost of procurement of power for customers during the energy crisis. The DWR Bond Charge reflects the cost of repaying these bonds.*
- T) *A portion of historic electric generation costs has been financed through low-cost bonds to reduce your total bill by 10% based on June 10, 1996 frozen rates. The TTA reflects the costs of these bonds, which are less expensive than the type of financing the utilities previously employed. The TTA does not offset this 10% rate reduction, nor does it increase the total amount you otherwise would have paid.*

WHITE FENCE FARMS MUTUAL WATER CO

41901 N. 20TH STREET WEST
PALMDALE, CA 93551

9464

PAY
TO THE
ORDER OF

SCE

DATE 3/4/03

16-24
1220 4525

\$ 670.22

Six hundred seventy dollars and 22/100

DOLLARS



Wells Fargo Bank, N.A.
California
www.wellsfargo.com

Michael Gots
Chr Smith

FOR 2-02-607-7339

Current Charges Due 03/17/03

670.22

Your Total Balance Due

\$ 670.22

Summary of billing detail

Service Account	Rate Schedule	Service Address	Current Charges
3-003-4216-87 Billing Period: 12/23/02-01/24/03	TOU-PA-B	41501 20TH ST W PALMDALE, CA	\$ 616.22
3-003-4913-60 Billing Period: 12/23/02-01/23/03	GS-1	41915 20TH ST W PALMDALE, CA	\$ 54.00

Did you know. . .

LATE PAYMENT CHARGE REMINDER

Reminder - A late payment charge of 0.9% will be applied to the total unpaid balance on your account if full payment is not received by the due date on this bill. For designated State agencies, the late payment charge will be applied in accordance with SCE tariffs.

(14-574)

- Please detach stub below and return with your payment -

Payment Stub

For payment
location, call:
(800)747-8908

Make check payable to Southern California Edison

Please pay total amount now due

\$670.22

Thank you for
paying promptly

Past due if not
paid by 03/17/03

Enter the amount you
paid \$

Your Customer Account #: 2-02-607-7339

WHITE FENCE FARMS MUTUAL WATER
41901 20TH ST W
PALMDALE CA 93551-1315

P.O. Box 600
Rosemead, Ca
91771-0001

02 607 7339 00000057 000000000000067022000067022



Southern California Edison Company
P.O. Box 600, Rosemead, CA 91771-0001

Visit us at:
www.sce.com

Customer and Mailing Address
WHITE FENCE FARMS MUTUAL WATER
41901 20TH ST W
PALMDALE CA 93551

Date Bill Prepared
March 26, 2003

Your Customer Account Number

2-02-607-7339

24-hr. Customer Service

1 (800) 990-7788

Page 1 of 5

Billing summary

Amount of Previous Statement 02/25/03	\$	670.22	
Payment received 03/10/03 - Thank you	\$	(670.22)	
Balance Before Current Charges	\$		0.00
Current Charges	\$	330.04	
Current Charges Due 04/14/03	\$		330.04
Your Total Balance Due	\$	330.04	

Summary of billing detail

Service Account	Rate Schedule	Service Address	Current Charges
3-003-4216-87 Billing Period: 01/24/03-02/24/03	TOU-PA-B	41501 20TH ST W PALMDALE, CA	\$ 272.08
3-003-4913-60 Billing Period: 01/23/03-02/24/03	GS-1	41915 20TH ST W PALMDALE, CA	\$ 57.96

**WRONG = 41901*
OFFICE
Service planner

Did you know. . .

LATE PAYMENT CHARGE REMINDER

Reminder - A late payment charge of 0.9% will be applied to the total unpaid balance on your account if full payment is not received by the due date on this bill.

ERIN
726 5680
fx.

Cal.

Customer and Service Address
WHITE FENCE FARMS MUTUAL WATER
41501 20TH ST W
PALMDALE CA 93551

Date Bill Prepared
March 26, 2003
Next Meter Read on or about
April 24, 2003

Your Customer Account Number
2-02-607-7339

24-hr. Customer Service
1 (800) 990-7788

Service Account
3-003-4216-87

Rotating Outage
Group M004

Rate Schedule
TOU-PA-B

Your current energy usage

Meter Number	Date and Reading		Difference	Multiplier	Usage
	From	To			
ACTUAL READ					
P729K-002089	01/24/03	02/24/03			
	18315	18315	0	40	0 kWh
Mid Peak	01/24/03	02/24/03			
	06514	06514	0	40	0 kWh
Off Peak	01/24/03	02/24/03			
	11215	11215	0	40	0 kWh

Demand Meter Information

50% of the Previous High Billing Demand : 64.0 kW
Maximum Demand : 0.0 kW

Usage Comparison	This Year	Last Year	2 Years Ago
Kilowatt-hour (kWh) used	.00	40.00	No
Number of days	31	30	Comparable
Average usage per day	.00	1.33	Usage
Percent change from Last Year	(100)%		

Did you know. . .

IMPORTANT INFORMATION

The Rotating Outage Group number shown on the upper portion of your bill may change. Group changes may occur at any time without notice due to electric system operating conditions. While we provide as much outage information as possible, SCE cannot predict exactly when an outage group may be affected.

Detail of current charges: \$272.08

We provide two ways to look at your current charges:

1 By usage:

Billing Period - 01/24/03 to 02/24/03 (31 days) - Winter Season

Facilities Rel Demand	64 kW	x \$3.38000	\$	216.32
Demand Charge Total				\$ 216.32
Customer Charge				42.80
Current Billing Detail Subtotal				\$ 259.12
Los Angeles Co UUT	\$ 259.12	x 5.00000%		12.96
State Tax	0 kWh	x \$0.00020		0.00
Current Charges Due 04/14/03				\$ 272.08

Your daily average cost this period excluding Utility User Tax (UUT) is : \$ 8.36

Service Voltage : 480 Volts

Of your total charges, Franchise Fees represent : \$2.10

Average Energy Charge during this period is : 0.00 cents/kWh

2 By rate component:

Procured Energy(E)(D) \$ 9.75



Southern California Edison Company
P.O. Box 600, Rosemead, CA 91771-0001

Visit us at:
www.sce.com

Customer and Service Address
WHITE FENCE FARMS MUTUAL WATER
1501 20TH ST W
ALMDALE CA 93551

Date Bill Prepared
March 26, 2003
Next Meter Read on or about
April 24, 2003

Your Customer Account Number
2-02-607-7339

24-hr. Customer Service
1 (800) 990-7788

Service Account Rotating Outage Rate Schedule
1-003-4216-87 Group M004 TOU-PA-B

Transmission Charges	36.48
Distribution Charges	212.85
Nuclear Decommissioning Charges	0.00
Public Purpose Program Charges	0.00
Other Charges	12.96

Current Charges **\$ 272.08**

- (E) *The Procured Energy Charges reflect the amount included in your rate for recovery of energy procurement and generation costs. Effective September 20, 2001, your ability to enter into new contracts or arrangements to purchase electricity from another supplier was suspended by the California Public Utilities Commission.*
- (D) *These charges include Procured Energy Charges for that portion of your energy usage provided by the Department of Water Resources (DWR) and are being collected by Southern California Edison as an agent for the DWR. DWR is collecting 9.706 cents per kilowatt-hour (kWh) for each kWh it provides.*

Customer and Service Address Date Bill Prepared
WHITE FENCE FARMS MUTUAL WATER March 26, 2003
11915 20TH ST W Next Meter Read on or about
PALMDALE CA 93551 April 24, 2003

Your Customer Account Number

2-02-607-7339

24-hr. Customer Service

1 (800) 990-7788

Service Account Rotating Outage Rate Schedule
1-003-4913-60 Group N001 GS-1

Your current energy usage

Meter Number	Date and Reading From	To	Difference	Multiplier	Usage
ACTUAL READ 732-011126	01/23/03 00473	02/24/03 00485	12	24	288 kWh

Demand Meter Information

Maximum Demand : 25.0 kW

Usage Comparison	This Year	Last Year	2 Years Ago
Kilowatt-hour (kWh) used	288.00	312.00	336.00
Number of days	32	31	31
Average usage per day	9.00	10.06	10.84
Percent change from Last Year	(11)%		

Did you know. . .

IMPORTANT INFORMATION

Currently, the Rotating Outage Group number shown on the upper portion of your bill is not subject to rotating outages. However, the outage group number is subject to change at any time without notice due to electric system operating conditions.

Detail of current charges: \$57.96

We provide two ways to look at your current charges:

1 By usage:

Billing Period - 01/23/03 to 02/24/03 (32 days) - Winter Season

Winter Energy Charge	288 kWh x \$0.14731	\$	42.43
Customer Charge	32 Days x \$0.48000		15.36
3 Phase Service Chg	32 Days x \$0.07900		2.53
Subtotal		\$	60.32
Legislated Rate Reduction			(5.18)
Current Billing Detail Subtotal		\$	55.14
Los Angeles Co UUT	\$ 55.14 x 5.00000%		2.76
State Tax	288 kWh x \$0.00020		0.06
Current Charges Due 04/14/03		\$	57.96

Your daily average cost this period excluding Utility User Tax (UUT) is : \$ 1.73

Service Voltage : 480 Volts

Of your total charges, Franchise Fees represent : \$0.45

Average Energy Charge during this period is : 11.23 cents/kWh

2 By rate component:

Procured Energy(E)(D)	\$	30.40
DWR Bond Charge (B)		1.95
Transmission Charges		1.25
Distribution Charges		22.05
Nuclear Decommissioning Charges		0.21



Southern California Edison Company
P.O. Box 600, Rosemead, CA 91771-0001

Visit us at:
www.sce.com

Customer and Service Address
WHITE FENCE FARMS MUTUAL WATER
11915 20TH ST W
PALMDALE CA 93551

Date Bill Prepared
March 26, 2003
Next Meter Read on or about
April 24, 2003

Your Customer Account Number
2-02-607-7339

24-hr. Customer Service
1 (800) 990-7788

Service Account Rotating Outage Rate Schedule
3-003-4913-60 Group N001 GS-1

Public Purpose Program Charges	1.04
Trust Transfer Amount (T)	3.30
Legislated Rate Reduction	(5.18)
Other Charges	2.91

Current Charges	\$ 57.96
------------------------	-----------------

- (E) *The Procured Energy Charges reflect the amount included in your rate for recovery of energy procurement and generation costs. Effective September 20, 2001, your ability to enter into new contracts or arrangements to purchase electricity from another supplier was suspended by the California Public Utilities Commission.*
- (D) *These charges include Procured Energy Charges for that portion of your energy usage provided by the Department of Water Resources (DWR) and are being collected by Southern California Edison as an agent for the DWR. DWR is collecting 9.706 cents per kilowatt-hour (kWh) for each kWh it provides.*
- (B) *A portion of electric energy charges is being applied to Department of Water Resources (DWR) Bond Charges. These bonds were issued by DWR to cover the cost of procurement of power for customers during the energy crisis. The DWR Bond Charge reflects the cost of repaying these bonds.*
- (T) *A portion of historic electric generation costs has been financed through low-cost bonds to reduce your total bill by 10% based on June 10, 1996 frozen rates. The TTA reflects the costs of these bonds, which are less expensive than the type of financing the utilities previously employed. The TTA does not offset this 10% rate reduction, nor does it increase the total amount you otherwise would have paid.*



Southern California Edison Company
P.O. Box 600, Rosemead, CA 91771-0001

Visit us at:
www.sce.com

Customer and Mailing Address
WHITE FENCE FARMS MUTUAL WATER
41901 20TH ST W
PALMDALE CA 93551

Date Bill Prepared
April 24, 2003

Your Customer Account Number

2-02-607-7339

24-hr. Customer Service

1 (800) 990-7788

Page 1 of 5


Billing summary

Amount of Previous Statement 03/26/03	\$	330.04	
Payment received 04/07/03 - Thank you	\$	(330.04)	
Balance Before Current Charges		\$	0.00
Current Charges	\$	2,345.17	
Current Charges Due 05/13/03	\$	2,345.17	
Your Total Balance Due	\$	2,345.17	

Summary of billing detail

Service Account	Rate Schedule	Service Address	Current Charges
3-003-4216-87	TOU-PA-B	41501 20TH ST W PALMDALE, CA	\$ 2,291.70
Billing Period: 02/24/03-03/26/03			
ADDRESS AKA 41901 20TH ST W		41915 20TH ST W PALMDALE, CA	\$ 53.47
3-003-4913-60	GS-1		
Billing Period: 02/24/03-03/26/03			

Why the jump?



Did you know...

LATE PAYMENT CHARGE REMINDER

Reminder - A late payment charge of 0.9% will be applied to the total unpaid balance on your account if full payment is not received by the due date on this bill. For designated State agencies, the late payment charge will be applied in accordance with SCE tariffs.

Site 3 ≠ office

*2291.70
53.47*

44.17

Customer and Service Address Date Bill Prepared
WHITE FENCE FARMS MUTUAL WATER April 24, 2003
41501 20TH ST W Next Meter Read on or about
PALMDALE CA 93551 May 23, 2003

Your Customer Account Number
2-02-607-7339

24-hr. Customer Service
1 (800) 990-7788

Service Account Rotating Outage Rate Schedule
3-003-4216-87 Group M004 TOU-PA-B

Your current energy usage

Meter Number	Date and Reading		Difference	Multiplier	Usage
	From	To			
ACTUAL READ					
P729K-002089	02/24/03	03/26/03			
	18315	18821	506	40	20,240 kWh
Mid Peak	02/24/03	03/26/03			
	06514	06775	261	40	10,440 kWh
Off Peak	02/24/03	03/26/03			
	11215	11460	245	40	9,800 kWh

Demand Meter Information

Maximum Demand : 105.0 kW

Usage Comparison	This Year	Last Year	2 Years Ago
Kilowatt-hour (kWh) used	20,240.00	No	40.00
Number of days	30	Comparable	31
Average usage per day	674.67	Usage	1.29
Percent change from Last Year	0%		

Did you know. . .

IMPORTANT INFORMATION

The Rotating Outage Group number shown on the upper portion of your bill may change. Group changes may occur at any time without notice due to electric system operating conditions. While we provide as much outage information as possible, SCE cannot predict exactly when an outage group may be affected.

Detail of current charges: \$2,291.70

We provide two ways to look at your current charges:

1 By usage:

Billing Period - 02/24/03 to 03/26/03 (30 days) - Winter Season

Facilities Rel Demand	105 kW	x \$3.38000	\$	354.90
Demand Charge Total				\$ 354.90
Winter Mid Peak	10,440 kWh	x \$0.11003		1,148.71
Winter Off Peak	9,800 kWh	x \$0.06452		632.30
Current Energy Bill				\$ 1,781.01
Customer Charge				42.80
Current Billing Detail Subtotal				\$ 2,178.71
Los Angeles Co UUT	\$ 2,178.71	x 5.00000%		108.94
State Tax	20,240 kWh	x \$0.00020		4.05
Current Charges Due 05/13/03				\$ 2,291.70

Your daily average cost this period excluding Utility User Tax (UUT) is : \$ 72.76

Service Voltage : 480 Volts

Of your total charges, Franchise Fees represent : \$17.62

Average Energy Charge during this period is : 8.17 cents/kWh

Customer and Service Address Date Bill Prepared
WHITE FENCE FARMS MUTUAL WATER April 24, 2003
1501 20TH ST W Next Meter Read on or about
ALMDALE CA 93551 May 23, 2003

Service Account Rotating Outage Rate Schedule
1-003-4216-87 Group M004 TOU-PA-B

Your Customer Account Number
2-02-607-7339

24-hr. Customer Service
1 (800) 990-7788

2 By rate component:

Procured Energy(E)(D)	\$	1,550.16
DWR Bond Charge (B)		103.83
Transmission Charges		58.83
Distribution Charges		399.71
Nuclear Decommissioning Charges		8.70
Public Purpose Program Charges		51.21
Other Charges		119.26

Current Charges \$ **2,291.70**

- (E) The Procured Energy Charges reflect the amount included in your rate for recovery of energy procurement and generation costs. Effective September 20, 2001, your ability to enter into new contracts or arrangements to purchase electricity from another supplier was suspended by the California Public Utilities Commission.
- (D) These charges include Procured Energy Charges for that portion of your energy usage provided by the Department of Water Resources (DWR) and are being collected by Southern California Edison as an agent for the DWR. DWR is collecting 9.706 cents per kilowatt-hour (kWh) for each kWh it provides.
- (B) A portion of electric energy charges is being applied to Department of Water Resources (DWR) Bond Charges. These bonds were issued by DWR to cover the cost of procurement of power for customers during the energy crisis. The DWR Bond Charge reflects the cost of repaying these bonds.

Customer and Service Address
WHITE FENCE FARMS MUTUAL WATER
ADDRESS AKA 41901 20TH ST W
1915 20TH ST W
PALMDALE CA 93551

Date Bill Prepared
April 24, 2003

Next Meter Read on or about
May 23, 2003

Service Account
3-003-4913-60

Rotating Outage
Group N001

Rate Schedule
GS-1

Your Customer Account Number
2-02-607-7339

24-hr. Customer Service
1 (800) 990-7788

Your current energy usage

Meter Number	Date and Reading From	Date and Reading To	Difference	Multiplier	Usage
ACTUAL READ 732-011126	02/24/03 00485	03/26/03 00496	11	24	264 kWh

Demand Meter Information

Maximum Demand : 1.0 kW

Usage Comparison	This Year	Last Year	2 Years Ago
Kilowatt-hour (kWh) used	264.00	288.00	312.00
Number of days	30	30	31
Average usage per day	8.80	9.60	10.06
Percent change from Last Year	(8)%		

Did you know. . .

IMPORTANT INFORMATION

Currently, the Rotating Outage Group number shown on the upper portion of your bill is not subject to rotating outages. However, the outage group number is subject to change at any time without notice due to electric system operating conditions.

Detail of current charges: \$53.47

We provide two ways to look at your current charges:

1 By usage:

Billing Period - 02/24/03 to 03/26/03 (30 days) - Winter Season

Winter Energy Charge	264 kWh x \$0.14731	\$	38.89
Customer Charge	30 Days x \$0.48000		14.40
3 Phase Service Chg	30 Days x \$0.07900		2.37
Subtotal		\$	55.66
Legislated Rate Reduction			(4.78)
Current Billing Detail Subtotal		\$	50.88
Los Angeles Co UUT	\$ 50.88 x 5.00000%		2.54
State Tax	264 kWh x \$0.00020		0.05
Current Charges Due 05/13/03		\$	53.47

Your daily average cost this period excluding Utility User Tax (UUT) is : \$ 1.70

Service Voltage : 480 Volts

Of your total charges, Franchise Fees represent : \$0.41

Average Energy Charge during this period is : 11.28 cents/kWh

2 By rate component:

Procured Energy(E)(D)	\$	28.42
DWR Bond Charge (B)		1.35
Transmission Charges		1.14
Distribution Charges		20.51
Nuclear Decommissioning Charges		0.18

Customer and Service Address: WHITE FENCE FARMS MUTUAL WATER ADDRESS AKA 41901 20TH ST W 1915 20TH ST W PALMDALE CA 93551
Date Bill Prepared: April 24, 2003
Next Meter Read on or about: May 23, 2003
Service Account: 3-003-4913-60
Rotating Outage: Group N001
Rate Schedule: GS-1

Your Customer Account Number
2-02-607-7339
24-hr. Customer Service
1 (800) 990-7788

Public Purpose Program Charges	0.95
Trust Transfer Amount (T)	3.03
Legislated Rate Reduction	(4.78)
Other Charges	2.67
Current Charges	\$ 53.47

- (E) The Procured Energy Charges reflect the amount included in your rate for recovery of energy procurement and generation costs. Effective September 20, 2001, your ability to enter into new contracts or arrangements to purchase electricity from another supplier was suspended by the California Public Utilities Commission.
- (D) These charges include Procured Energy Charges for that portion of your energy usage provided by the Department of Water Resources (DWR) and are being collected by Southern California Edison as an agent for the DWR. DWR is collecting 9.706 cents per kilowatt-hour (kWh) for each kWh it provides.
- (B) A portion of electric energy charges is being applied to Department of Water Resources (DWR) Bond Charges. These bonds were issued by DWR to cover the cost of procurement of power for customers during the energy crisis. The DWR Bond Charge reflects the cost of repaying these bonds.
- (T) A portion of historic electric generation costs has been financed through low-cost bonds to reduce your total bill by 10% based on June 10, 1996 frozen rates. The TTA reflects the costs of these bonds, which are less expensive than the type of financing the utilities previously employed. The TTA does not offset this 10% rate reduction, nor does it increase the total amount you otherwise would have paid.



Southern California Edison Company
P.O. Box 60700, Rosemead, CA 91771-0001

Visit us at:
www.sce.com

Customer and Mailing Address
WHITE FENCE FARMS MUTUAL WATER
41901 20TH ST W
PALMDALE CA 93551

Date Bill Prepared
May 23, 2003

Your Customer Account Number
2-02-607-7339
24-hr. Customer Service
1 (800) 990-7788


Page 1 of 5

Billing summary

Amount of Previous Statement 04/24/03	\$	2,345.17	
Payment received 05/01/03 - Thank you	\$	(2,345.17)	
Balance Before Current Charges	\$		0.00
Current Charges	\$	451.39	
Current Charges Due 06/11/03	\$		451.39
Your Total Balance Due	\$	451.39	

Summary of billing detail

Service Account	Rate Schedule	Service Address	Current Charges
3-003-4216-87 TOU-PA-B Billing Period: 03/26/03-04/24/03		41501 20TH ST W PALMDALE, CA	\$ 392.63
ADDRESS AKA 41901 20TH ST W 3-003-4913-60 GS-1 Billing Period: 03/26/03-04/24/03		41901 20TH ST W PALMDALE, CA	\$ 58.76



Did you know. . .

LATE PAYMENT CHARGE REMINDER

Reminder - A late payment charge of 0.9% will be applied to the total unpaid balance on your account if full payment is not received by the due date on this bill. For designated State agencies, the late payment charge will be applied in accordance with SCE tariffs.

**APPROVED
FOR PAYMENT**
9585

- Please detach stub below and return with your payment -

Customer and Service Address **Date Bill Prepared**
WHITE FENCE FARMS MUTUAL WATER **May 23, 2003**
1501 20TH ST W **Next Meter Read on or about**
ALMDALE CA 93551 **June 24, 2003**

Your Customer Account Number
2-02-607-7339

24-hr. Customer Service
1 (800) 990-7788

Service Account **Rotating Outage** **Rate Schedule**
-003-4216-87 **Group M004** **TOU-PA-B**

Your current energy usage

Meter Number	Date and Reading		Difference	Multiplier	Usage
	From	To			
ACTUAL READ					
P729K-002089	03/26/03	04/24/03			
	18821	18823	2	40	80 kWh
Mid Peak	03/26/03	04/24/03			
	06775	06775	0	40	0 kWh
Off Peak	03/26/03	04/24/03			
	11460	11462	2	40	80 kWh

Demand Meter Information

Maximum Demand : 105.0 kW

Usage Comparison	This Year	Last Year	2 Years Ago
Kilowatt-hour (kWh) used	80.00	400.00	No
Number of days	29	30	Comparable
Average usage per day	2.76	13.33	Usage
Percent change from Last Year	(79)%		

Did you know. . .

IMPORTANT INFORMATION

The Rotating Outage Group number shown on the upper portion of your bill may change. Group changes may occur at any time without notice due to electric system operating conditions. While we provide as much outage information as possible, SCE cannot predict exactly when an outage group may be affected.

ELECTRIC DEFERRED REFUND...

SCE customers of record on 1/1/2003, who were also SCE customers during 2002, are eligible for a one-time Electric Deferred Refund credit based on their 2002 electric use. Your refund appears as a credit on this bill.

Detail of current charges: \$392.63

We provide two ways to look at your current charges:

By usage:

Billing Period - 03/26/03 to 04/24/03 (29 days) - Winter Season				
Facilities Rel Demand	105 kW	x \$3.38000	\$	354.90
Demand Charge Total			\$	354.90
Winter Off Peak	80 kWh	x \$0.06452		5.16
Current Energy Bill			\$	5.16
Customer Charge				42.80
Electric Deferred Refund				(28.95)
Current Billing Detail Subtotal			\$	373.91
Los Angeles Co UUT	\$ 373.91	x 5.00000%		18.70
State Tax	80 kWh	x \$0.00020		0.02
Current Charges Due 06/11/03			\$	392.63

Customer and Service Address
WHITE FENCE FARMS MUTUAL WATER
1501 20TH ST W
ALMDALE CA 93551

Date Bill Prepared
May 23, 2003
Next Meter Read on or about
June 24, 2003

Your Customer Account Number
2-02-607-7339

24-hr. Customer Service
1 (800) 990-7788

Service Account Rotating Outage Rate Schedule
1-003-4216-87 Group M004 TOU-PA-B

Your daily average cost this period excluding Utility User Tax (UUT) is : \$ 12.89

Service Voltage : 480 Volts

Of your total charges, Franchise Fees represent : \$3.02

Average Energy Charge during this period is : 18.03 cents/kWh

2 By rate component:

Procured Energy(E)(D)	\$	14.01
DWR Bond Charge (B)		0.41
Transmission Charges		59.85
Distribution Charges		328.34
Nuclear Decommissioning Charges		0.03
Public Purpose Program Charges		0.20
Electric Deferred Refund		(28.95)
Other Charges		18.74
Current Charges	\$	392.63

- E) The Procured Energy Charges reflect the amount included in your rate for recovery of energy procurement and generation costs. Effective September 20, 2001, your ability to enter into new contracts or arrangements to purchase electricity from another supplier was suspended by the California Public Utilities Commission.
- D) These charges include Procured Energy Charges for that portion of your energy usage provided by the Department of Water Resources (DWR) and are being collected by Southern California Edison as an agent for the DWR. DWR is collecting 9.706 cents per kilowatt-hour (kWh) for each kWh it provides.
- 3) A portion of electric energy charges is being applied to Department of Water Resources (DWR) Bond Charges. These bonds were issued by DWR to cover the cost of procurement of power for customers during the energy crisis. The DWR Bond Charge reflects the cost of repaying these bonds.



Southern California Edison Company
P.O. Box 6 Rosemead, CA 91771-0001

Visit us at:
www.sce.com

Customer and Service Address

WHITE FENCE FARMS MUTUAL WATER
ADDRESS AKA 41901 20TH ST W
41901 20TH ST W
PALMDALE CA 93551

Date Bill Prepared

May 23, 2003

Next Meter Read on or about
June 24, 2003

Your Customer Account Number

2-02-607-7339

24-hr. Customer Service

1 (800) 990-7788

Service Account
3-003-4913-60

Rotating Outage
Group N001

Rate Schedule
GS-1

Your current energy usage

Meter Number	Date and Reading		Difference	Multiplier	Usage
	From	To			
ACTUAL READ					
732-011126	03/26/03 00496	04/24/03 00509	13	24	312 kWh

Demand Meter Information

Maximum Demand : 1.0 kW

Usage Comparison

	This Year	Last Year	2 Years Ago
Kilowatt-hour (kWh) used	312.00	312.00	288.00
Number of days	29	30	29
Average usage per day	10.76	10.40	9.93
Percent change from Last Year	4%		

Did you know...

IMPORTANT INFORMATION

Currently, the Rotating Outage Group number shown on the upper portion of your bill is not subject to rotating outages. However, the outage group number is subject to change at any time without notice due to electric system operating conditions.

ELECTRIC DEFERRED REFUND...

SCE customers of record on 1/1/2003, who were also SCE customers during 2002, are eligible for a one-time Electric Deferred Refund credit based on their 2002 electric use. Your refund appears as a credit on this bill.

Detail of current charges: \$58.76

We provide two ways to look at your current charges:

1 By usage:

Billing Period - 03/26/03 to 04/24/03 (29 days) - Winter Season

Winter Energy Charge	312 kWh x \$0.14731	\$	45.96
Customer Charge	29 Days x \$0.48000		13.92
3 Phase Service Chg	29 Days x \$0.07900		2.29
Subtotal		\$	62.17
Legislated Rate Reduction			(5.29)
Electric Deferred Refund			(0.98)
Current Billing Detail Subtotal		\$	55.90
Los Angeles Co UUT	\$ 55.90 x 5.00000%		2.80
State Tax	312 kWh x \$0.00020		0.06
Current Charges Due 06/11/03		\$	58.76

Your daily average cost this period excluding Utility User Tax (UUT) is : \$ 1.93

Service Voltage : 480 Volts

Of your total charges, Franchise Fees represent : \$0.45

Average Energy Charge during this period is : 10.93 cents/kWh

Customer and Service Address
ITE FENCE FARMS MUTUAL WATER
DRESS AKA 41901 20TH ST W
001 20TH ST W
LMDALE CA 93551

Date Bill Prepared
May 23, 2003
Next Meter Read on or about
June 24, 2003

Service Account Rotating Outage Rate Schedule
003-4913-60 Group N001 GS-1

Your Customer Account Number
2-02-607-7339

24-hr. Customer Service
1 (800) 990-7788

By rate component:

Procured Energy(E)(D)	\$	32.49
DWR Bond Charge (B)		1.60
Transmission Charges		1.34
Distribution Charges		21.72
Nuclear Decommissioning Charges		0.22
Public Purpose Program Charges		1.12
Trust Transfer Amount (T)		3.58
Legislated Rate Reduction		(5.29)
Electric Deferred Refund		(0.98)
Other Charges		2.96
Current Charges	\$	58.76

- 3) The Procured Energy Charges reflect the amount included in your rate for recovery of energy procurement and generation costs. Effective September 20, 2001, your ability to enter into new contracts or arrangements to purchase electricity from another supplier was suspended by the California Public Utilities Commission.
- D) These charges include Procured Energy Charges for that portion of your energy usage provided by the Department of Water Resources (DWR) and are being collected by Southern California Edison as an agent for the DWR. DWR is collecting 9.706 cents per kilowatt-hour (kWh) for each kWh it provides.
- B) A portion of electric energy charges is being applied to Department of Water Resources (DWR) Bond Charges. These bonds were issued by DWR to cover the cost of procurement of power for customers during the energy crisis. The DWR Bond Charge reflects the cost of repaying these bonds.
- T) A portion of historic electric generation costs has been financed through low-cost bonds to reduce your total bill by 10% based on June 10, 1996 frozen rates. The TTA reflects the costs of these bonds, which are less expensive than the type of financing the utilities previously employed. The TTA does not offset this 10% rate reduction, nor does it increase the total amount you otherwise would have paid.

PAY
TO THE
ORDER OF



Wells Fargo Bank, N.A.
California
www.wellsfargo.com

Dr. California Edison
Two thousand & Nine Hundred and Ninty One & 73/100
\$ 2991.73
DOLLARS

DATE 10/3/03

1220 4625

FOR

MP



Southern California Edison Company
P.O. Box 600, Rosemead, CA 91771-0001

Visit us at:
www.sce.com

Customer and Mailing Address

WHITE FENCE FARMS MUTUAL WATER
41901 20TH ST W
PALMDALE CA 93551

Date Bill Prepared
June 24, 2003

Your Customer Account Number
2-02-607-7339
24-hr. Customer Service
1 (800) 990-7788

Page 1 of 5

summary

Amount of Previous Statement 05/23/03	\$	451.39
Payment received 06/06/03 - Thank you	\$	(451.39)
Balance Before Current Charges		
Current Charges	\$	0.00
Current Charges Due 07/14/03	\$	824.05
Your Total Balance Due	\$	824.05


Summary of billing detail

Account	Rate Schedule	Service Address	Current Charges
03-4216-87	TOU-PA-B	41501 20TH ST W PALMDALE, CA	\$ 760.83
g Period: 03-05/23/03			
ESS AKA 41901 20TH ST W			
03-4913-60	GS-1	41901 20TH ST W PALMDALE, CA	\$ 63.22
g Period: 03-05/23/03			

know...

ATE PAYMENT CHARGE REMINDER
Reminder - A late payment charge of 0.9% will be applied to the total unpaid
balance on your account if full payment is not received by the due date.
For designated State agencies, the late payment charge will be waived in
accordance with SCE tariffs.

9621
7/01/03



- Please detach stub below and return with your payment -

Customer and Service Address
WHITE FENCE FARMS MUTUAL WATER
1501 20TH ST W
ALMDALE CA 93551

Date Bill Prepared
June 24, 2003
Next Meter Read on or about
July 24, 2003

Your Customer Account Number
2-02-607-7339

24-hr. Customer Service
1 (800) 990-7788

Service Account **Rotating Outage** **Rate Schedule**
-003-4216-87 **Group M004** **TOU-PA-B**

Our current energy usage

Meter Number	Date and Reading From	To	Difference	Multiplier	Usage
ACTUAL READ					
P729K-002089	04/24/03	05/23/03			
	18823	18907	84	40	3,360 kWh
Mid Peak	04/24/03	05/23/03			
	06775	06811	36	40	1,440 kWh
Off Peak	04/24/03	05/23/03			
	11462	11510	48	40	1,920 kWh

Demand Meter Information

Maximum Demand : 118.0 kW

Usage Comparison	This Year	Last Year	2 Years Ago
Kilowatt-hour (kWh) used	3,360.00	5,880.00	28,880.00
Number of days	29	28	29
Average usage per day	115.86	210.00	995.86
Percent change from Last Year	(45)%		

Did you know. . .

IMPORTANT INFORMATION

The Rotating Outage Group number shown on the upper portion of your bill may change. Group changes may occur at any time without notice due to electric system operating conditions. While we provide as much outage information as possible, SCE cannot predict exactly when an outage group may be affected.

Detail of current charges: \$760.83

We provide two ways to look at your current charges:

By usage:

Billing Period - 04/24/03 to 05/23/03 (29 days) - Winter Season

Facilities Rel Demand	118 kW	x \$3.38000	\$	398.84
Demand Charge Total			\$	398.84
Winter Mid Peak	1,440 kWh	x \$0.11003		158.44
Winter Off Peak	1,920 kWh	x \$0.06452		123.88
Current Energy Bill			\$	282.32
Customer Charge				42.80
Current Billing Detail Subtotal			\$	723.96
Los Angeles Co UUT	\$ 723.96	x 5.00000%		36.20
State Tax	3,360 kWh	x \$0.00020		0.67
Current Charges Due 07/14/03			\$	760.83

Your daily average cost this period excluding Utility User Tax (UUT) is : \$ 24.99

Service Voltage : 480 Volts

Of your total charges, Franchise Fees represent : \$5.85

Average Energy Charge during this period is : 8.02 cents/kWh



Southern California Edison Company
P.O. Box 600, Rosemead, CA 91771-0001

Visit us at:
www.sce.com

Customer and Service Address Date Bill Prepared
WHITE FENCE FARMS MUTUAL WATER June 24, 2003
1501 20TH ST W Next Meter Read on or about
ALMDALE CA 93551 July 24, 2003

Your Customer Account Number
2-02-607-7339

24-hr. Customer Service
1 (800) 990-7788

Service Account Rotating Outage Rate Schedule
-003-4216-87 Group M004 TOU-PA-B

2 By rate component:

Procured Energy(E)(D)	\$	252.15
DWR Bond Charge (B)		17.24
Transmission Charges		67.10
Distribution Charges		376.49
Nuclear Decommissioning Charges		1.44
Public Purpose Program Charges		8.50
Other Charges		37.91
Current Charges	\$	760.83

- 5) The Procured Energy Charges reflect the amount included in your rate for recovery of energy procurement and generation costs. Effective September 20, 2001, your ability to enter into new contracts or arrangements to purchase electricity from another supplier was suspended by the California Public Utilities Commission.
- 2) These charges include Procured Energy Charges for that portion of your energy usage provided by the Department of Water Resources (DWR) and are being collected by Southern California Edison as an agent for the DWR. DWR is collecting 9.472 cents per kilowatt-hour (kWh) for each kWh it provides.
- 3) A portion of electric energy charges is being applied to Department of Water Resources (DWR) Bond Charges. These bonds were issued by DWR to cover the cost of procurement of power for customers during the energy crisis. The DWR Bond Charge reflects the cost of repaying these bonds.

Customer and Service Address
WHITE FENCE FARMS MUTUAL WATER
DRESS AKA 41901 20TH ST W
901 20TH ST W
LYMDALE CA 93551
Service Account **Rotating Outage** **Rate Schedule**
003-4913-60 **Group N001** **GS-1**

Date Bill Prepared
June 24, 2003
Next Meter Read on or about
July 24, 2003

Your Customer Account Number
2-02-607-7339

24-hr. Customer Service
1 (800) 990-7788

Your current energy usage

Meter Number	Date and Reading		Difference	Multiplier	Usage
	From	To			
ACTUAL READ					
732-011126	04/24/03 00509	05/23/03 00523	14	24	336 kWh

Demand Meter Information

Maximum Demand : 2.0 kW

Usage Comparison	This Year	Last Year	2 Years Ago
Kilowatt-hour (kWh) used	336.00	312.00	384.00
Number of days	29	28	29
Average usage per day	11.59	11.14	13.24
Percent change from Last Year	4%		

What you know. . .

IMPORTANT INFORMATION

Currently, the Rotating Outage Group number shown on the upper portion of your bill is not subject to rotating outages. However, the outage group number is subject to change at any time without notice due to electric system operating conditions.

Detail of current charges: \$63.22

We provide two ways to look at your current charges:

1 By usage:

Billing Period - 04/24/03 to 05/23/03 (29 days) - Winter Season

Winter Energy Charge	336 kWh x \$0.14731	\$	49.50
Customer Charge	29 Days x \$0.48000		13.92
3 Phase Service Chg	29 Days x \$0.07900		2.29
Subtotal		\$	65.71
Legislated Rate Reduction			(5.57)
Current Billing Detail Subtotal		\$	60.14
Los Angeles Co UUT	\$ 60.14 x 5.00000%		3.01
State Tax	336 kWh x \$0.00020		0.07
Current Charges Due 07/14/03		\$	63.22

Your daily average cost this period excluding Utility User Tax (UUT) is : \$ 2.08

Service Voltage : 480 Volts

Of your total charges, Franchise Fees represent : \$0.49

Average Energy Charge during this period is : 10.82 cents/kWh

2 By rate component:

Procured Energy(E)(D)	\$	34.63
DWR Bond Charge (B)		1.72
Transmission Charges		1.44
Distribution Charges		22.53
Nuclear Decommissioning Charges		0.23

Customer and Service Address Date Bill Prepared
WHITE FENCE FARMS MUTUAL WATER June 24, 2003
ADDRESS AKA 41901 20TH ST W Next Meter Read on or about
901 20TH ST W July 24, 2003
LMDALE CA 93551
Service Account Rotating Outage Rate Schedule
003-4913-60 Group N001 GS-1

Your Customer Account Number
2-02-607-7339

24-hr. Customer Service
1 (800) 990-7788

Public Purpose Program Charges	1.21
Trust Transfer Amount (T)	3.85
Legislated Rate Reduction	(5.57)
Other Charges	3.18
Current Charges	\$ 63.22

-) The Procured Energy Charges reflect the amount included in your rate for recovery of energy procurement and generation costs. Effective September 20, 2001, your ability to enter into new contracts or arrangements to purchase electricity from another supplier was suspended by the California Public Utilities Commission.
-) These charges include Procured Energy Charges for that portion of your energy usage provided by the Department of Water Resources (DWR) and are being collected by Southern California Edison as an agent for the DWR. DWR is collecting 9.472 cents per kilowatt-hour (kWh) for each kWh it provides.
-) A portion of electric energy charges is being applied to Department of Water Resources (DWR) Bond Charges. These bonds were issued by DWR to cover the cost of procurement of power for customers during the energy crisis. The DWR Bond Charge reflects the cost of repaying these bonds.
-) A portion of historic electric generation costs has been financed through low-cost bonds to reduce your total bill by 10% based on June 10, 1996 frozen rates. The TTA reflects the costs of these bonds, which are less expensive than the type of financing the utilities previously employed. The TTA does not offset this 10% rate reduction, nor does it increase the total amount you otherwise would have paid.



Southern California Edison Company
P.O. Box 600, Rosemead, CA 91771-0001

Visit us at:
www.sce.com

Customer and Mailing Address
WHITE FENCE FARMS MUTUAL WATER
41901 20TH ST W
PALMDALE CA 93551

Date Bill Prepared
July 24, 2003

Your Customer Account Number
2-02-607-7339
24-hr. Customer Service
1 (800) 990-7788

Page 1 of 5

Billing summary

Amount of Previous Statement 06/24/03	\$	824.05	
Payment received 07/16/03 - Thank you	\$	(824.05)	
Balance Before Current Charges	\$		0.00
Current Charges			
Late Pymt Chrg	\$	656.99	
Current Amount Due 08/12/03	\$	7.42	
Your Total Balance Due	\$		664.41
	\$		664.41

Summary of billing detail

Service Account	Rate Schedule	Service Address	Current Charges
3-003-4216-87 TOU-PA-B Billing Period: 05/23/03-06/24/03		41501 20TH ST W PALMDALE, CA	\$ 530.54
ADDRESS AKA 41901 20TH ST W 3-003-4913-60 GS-1 Billing Period: 05/23/03-06/24/03		41901 20TH ST W PALMDALE, CA	\$ 126.45

Did you know . . .

LATE PAYMENT CHARGE REMINDER

Reminder - A late payment charge of 0.9% will be applied to the total unpaid balance on your account if full payment is not received by the due date on this bill. For designated State agencies, the late payment charge will be applied in accordance with SCE tariffs.

664.41
4571.19
5235.60



- Please detach stub below and return with your payment -

Customer and Service Address
WHITE FENCE FARMS MUTUAL WATER
41501 20TH ST W
PALMDALE CA 93551

Date Bill Prepared
July 24, 2003
Next Meter Read on or about
Aug 22, 2003

Your Customer Account Number
2-02-607-7339

24-hr. Customer Service
1 (800) 990-7788

Service Account **Rotating Outage** **Rate Schedule**
3-003-4216-87 **Group M004** **TOU-PA-B**

Your current energy usage

Meter Number	Date and Reading		Difference	Multiplier	Usage
	From	To			
ACTUAL READ					
P729K-002089	05/23/03	06/24/03			
	18907	18911	4	40	160 kWh
On Peak	06/01/03	06/24/03			
	00586	00586	0	40	0 kWh
Mid Peak	06/01/03	06/24/03			
	06811	06812	1	40	40 kWh
Off Peak	06/01/03	06/24/03			
	11510	11513	3	40	120 kWh
Mid Peak	05/23/03	06/01/03			
	06811	06811	0	40	0 kWh
Off Peak	05/23/03	06/01/03			
	11510	11510	0	40	0 kWh
Demand Date	Demand From	Time To	Season	Peak	Demand
06/19/03	12:45	12:45	Summer	On Peak	10 kW
06/17/03	12:00	12:00	Summer	Mid Peak	74 kW
06/21/03	14:45	14:45	Summer	Off Peak	54 kW
05/13/03	10:00	10:00	Winter	Mid Peak	118 kW
05/13/03	21:15	21:15	Winter	Off Peak	115 kW

Demand Meter Information

Maximum Demand : 118.0 kW

Usage Comparison	This Year	Last Year	2 Years Ago
Kilowatt-hour (kWh) used	160.00	57,160.00	42,920.00
Number of days	32	33	30
Average usage per day	5.00	1,732.12	1,430.67
Percent change from Last Year	(100)%		

Did you know. . .

IMPORTANT INFORMATION

The Rotating Outage Group number shown on the upper portion of your bill may change. Group changes may occur at any time without notice due to electric system operating conditions. While we provide as much outage information as possible, SCE cannot predict exactly when an outage group may be affected.

Detail of current charges: \$530.54

We provide two ways to look at your current charges:

By usage:

Billing Period - 05/23/03 to 06/24/03 (32 days) - Winter/Summer Season

Facilities Rel Demand	118 kW	x \$3.38000	\$	398.84
Summer On Peak	10 kW	x \$7.23000 x 23/32 days		51.97

Customer and Service Address
WHITE FENCE FARMS MUTUAL WATER
41501 20TH ST W
PALMDALE CA 93551

Date Bill Prepared
July 24, 2003
Next Meter Read on or about
Aug 22, 2003

Your Customer Account Number
2-02-607-7339

24-hr. Customer Service
1 (800) 990-7788

Service Account **Rotating Outage** **Rate Schedule**
3-003-4216-87 **Group M004** **TOU-PA-B**

Demand Charge Total			\$	450.81
Summer Mid Peak	40 kWh	x \$0.09756		3.90
Summer Off Peak	120 kWh	x \$0.06452		7.74
Current Energy Bill			\$	11.64
Customer Charge				42.80
Current Billing Detail Subtotal			\$	505.25
Los Angeles Co UUT	\$ 505.25	x 5.00000%		25.26
State Tax	160 kWh	x \$0.00020		0.03
Current Charges Due 08/12/03			\$	530.54

Your daily average cost this period excluding Utility User Tax (UUT) is : \$ 15.79

Service Voltage : 480 Volts

Of your total charges, Franchise Fees represent : \$4.09

Average Energy Charge during this period is : 23.44 cents/kWh

2 By rate component:

Procured Energy(E)(D)	\$	35.86
DWR Bond Charge (B)		0.82
Transmission Charges		67.25
Distribution Charges		400.80
Nuclear Decommissioning Charges		0.07
Public Purpose Program Charges		0.40
Other Charges		25.34
Current Charges		\$ 530.54

- (E) The Procured Energy Charges reflect the amount included in your rate for recovery of energy procurement and generation costs. Effective September 20, 2001, your ability to enter into new contracts or arrangements to purchase electricity from another supplier was suspended by the California Public Utilities Commission.
- (D) These charges include Procured Energy Charges for that portion of your energy usage provided by the Department of Water Resources (DWR) and are being collected by Southern California Edison as an agent for the DWR. DWR is collecting 9.472 cents per kilowatt-hour (kWh) for each kWh it provides.
- (B) A portion of electric energy charges is being applied to Department of Water Resources (DWR) Bond Charges. These bonds were issued by DWR to cover the cost of procurement of power for customers during the energy crisis. The DWR Bond Charge reflects the cost of repaying these bonds.

Customer and Service Address
WHITE FENCE FARMS MUTUAL WATER
ADDRESS AKA 41901 20TH ST W
41901 20TH ST W
PALMDALE CA 93551

Date Bill Prepared
July 24, 2003

Next Meter Read on or about
Aug 22, 2003

Service Account 3-003-4913-60
Rotating Outage Group N001
Rate Schedule GS-1

Your Customer Account Number
2-02-607-7339

24-hr. Customer Service
1 (800) 990-7788

Your current energy usage

Meter Number	Date and Reading From	To	Difference	Multiplier	Usage
ACTUAL READ 732-011126	05/23/03 00523	06/24/03 00547	24	24	576 kWh

Demand Meter Information
Maximum Demand : 4.0 kW

Usage Comparison	This Year	Last Year	2 Years Ago
Kilowatt-hour (kWh) used	576.00	528.00	432.00
Number of days	32	33	30
Average usage per day	18.00	16.00	14.40
Percent change from Last Year	13%		

Did you know. . .

IMPORTANT INFORMATION

Currently, the Rotating Outage Group number shown on the upper portion of your bill is not subject to rotating outages. However, the outage group number is subject to change at any time without notice due to electric system operating conditions.

Detail of current charges: \$126.45

We provide two ways to look at your current charges:

1 By usage:

Billing Period - 05/23/03 to 06/24/03 (32 days) - Winter/Summer Season

Summer Energy Charge	414 kWh x \$0.21044	\$	87.12
Winter Energy Charge	162 kWh x \$0.14731		23.86
Customer Charge	32 Days x \$0.48000		15.36
3 Phase Service Chg	32 Days x \$0.07900		2.53
Subtotal		\$	128.87
Legislated Rate Reduction			(8.56)
Current Billing Detail Subtotal		\$	120.31
Los Angeles Co UUT	\$ 120.31 x 5.00000%		6.02
State Tax	576 kWh x \$0.00020		0.12
Current Charges Due 08/12/03		\$	126.45

Your daily average cost this period excluding Utility User Tax (UUT) is : \$ 3.76

Service Voltage : 480 Volts

Of your total charges, Franchise Fees represent : \$0.97

Average Energy Charge during this period is : 14.83 cents/kWh

2 By rate component:

Procured Energy(E)(D)	\$	82.45
DWR Bond Charge (B)		2.95
Transmission Charges		2.48
Distribution Charges		31.73

Customer and Service Address
WHITE FENCE FARMS MUTUAL WATER
ADDRESS AKA 41901 20TH ST W
41901 20TH ST W
PALMDALE CA 93551

Date Bill Prepared
July 24, 2003
Next Meter Read on or about
Aug 22, 2003

Service Account
3-003-4913-60

Rotating Outage
Group N001

Rate Schedule
GS-1

Your Customer Account Number
2-02-607-7339

24-hr. Customer Service
1 (800) 990-7788

Nuclear Decommissioning Charges	0.40
Public Purpose Program Charges	2.07
Trust Transfer Amount (T)	6.61
Legislated Rate Reduction	(8.56)
Other Charges	6.32

Current Charges \$ **126.45**

- (E) The Procured Energy Charges reflect the amount included in your rate for recovery of energy procurement and generation costs. Effective September 20, 2001, your ability to enter into new contracts or arrangements to purchase electricity from another supplier was suspended by the California Public Utilities Commission.
- (D) These charges include Procured Energy Charges for that portion of your energy usage provided by the Department of Water Resources (DWR) and are being collected by Southern California Edison as an agent for the DWR. DWR is collecting 9.472 cents per kilowatt-hour (kWh) for each kWh it provides.
- (B) A portion of electric energy charges is being applied to Department of Water Resources (DWR) Bond Charges. These bonds were issued by DWR to cover the cost of procurement of power for customers during the energy crisis. The DWR Bond Charge reflects the cost of repaying these bonds.
- (T) A portion of historic electric generation costs has been financed through low-cost bonds to reduce your total bill by 10% based on June 10, 1996 frozen rates. The TTA reflects the costs of these bonds, which are less expensive than the type of financing the utilities previously employed. The TTA does not offset this 10% rate reduction, nor does it increase the total amount you otherwise would have paid.



Southern California Edison Company
P.O. Box 600, Rosemead, CA 91771-0001

Visit us at:
www.sce.com

Customer and Mailing Address
WHITE FENCE FARMS MUTUAL WATER
41901 20TH ST W
PALMDALE CA 93551

Date Bill Prepared
Aug 22, 2003

Your Customer Account Number
2-02-607-7339
24-hr. Customer Service
1 (800) 990-7788


Page 1 of 9

Billing summary

Amount of Previous Statement 07/24/03	\$	664.41	
Payment received 08/08/03 - Thank you	\$	(664.41)	
Balance Before Current Charges	\$		0.00
Current Charges	\$	8,659.41	
Current Charges Due 09/10/03	\$		8,659.41
Your Total Balance Due	\$	8,659.41	

Summary of billing detail

Service Account	Rate Schedule	Service Address		Current Charges
3-003-4216-87 Billing Period: 06/24/03-07/23/03	TOU-PA-B	41501 20TH ST W PALMDALE, CA	\$	4,162.08
3-003-4216-87 Billing Period: 07/23/03-08/21/03	TOU-PA-B	41501 20TH ST W PALMDALE, CA	\$	4,191.48
ADDRESS AKA 41901 20TH ST W 3-003-4913-60 Billing Period: 06/24/03-07/23/03	GS-1	41901 20TH ST W PALMDALE, CA	\$	160.65
ADDRESS AKA 41901 20TH ST W 3-003-4913-60 Billing Period: 07/23/03-08/21/03	GS-1	41901 20TH ST W PALMDALE, CA		145.20



Did you know...

LATE PAYMENT CHARGE REMINDER

Reminder - A late payment charge of 0.9% will be applied to the total unpaid balance on your account if full payment is not received by the due date on this bill. For designated State agencies, the late payment charge will be applied in accordance with SCE tariffs.

- Please detach stub below and return with your payment -

Customer and Service Address Date Bill Prepared
WHITE FENCE FARMS MUTUAL WATER Aug 22, 2003
1501 20TH ST W Next Meter Read on or about
PALMDALE CA 93551 Sept 23, 2003

Your Customer Account Number
2-02-607-7339

24-hr. Customer Service
1 (800) 990-7788

Service Account Rotating Outage Rate Schedule
3-003-4216-87 Group N001 TOU-PA-B

Your current energy usage

Meter Number	From	To	Difference	Multiplier	Usage
ACTUAL READ					
729K-002089	06/24/03	07/23/03			
	18911	19932	1021	40	40,840 kWh
In Peak	06/24/03	07/23/03			
	00586	00618	32	40	1,280 kWh
Mid Peak	06/24/03	07/23/03			
	06812	07143	331	40	13,240 kWh
Off Peak	06/24/03	07/23/03			
	11513	12171	658	40	26,320 kWh

Demand Meter Information

Maximum Demand : 126.0 kW

Usage Comparison	This Year	Last Year	2 Years Ago
Kilowatt-hour (kWh) used	40,840.00	38,120.00	39,440.00
Number of days	29	30	32
Average usage per day	1,408.28	1,270.67	1,232.50
Percent change from Last Year	11%		

Did you know...

IMPORTANT INFORMATION

Currently, the Rotating Outage Group number shown on the upper portion of your bill is not subject to rotating outages. However, the outage group number is subject to change at any time without notice due to electric system operating conditions.

YOUR BILL REFLECTS A RATE DECREASE ...

As of August 1, 2003, SCE has reduced its rates! The amount of reduction you receive depends upon the rate you are on and how much electricity you use. SCE is able to provide you with a reduction in rates as a result of completing the recovery of uncollected procurement costs incurred on behalf of customers during the California energy crisis.

Detail of current charges: \$4,162.08

We provide two ways to look at your current charges:

By usage:

Billing Period - 06/24/03 to 07/23/03 (29 days) - Summer Season

Facilities Rel Demand	126 kW × \$3.38000	\$	425.88
Summer On Peak	38 kW × \$7.23000		274.74
Demand Charge Total		\$	700.62
Summer On Peak	1,280 kWh × \$0.17408		222.82
Summer Mid Peak	13,240 kWh × \$0.09756		1,291.69
Summer Off Peak	26,320 kWh × \$0.06452		1,698.17
Current Energy Bill		\$	3,212.68
Customer Charge			42.80
Current Billing Detail Subtotal		\$	3,956.10
Los Angeles Co UUT	\$ 3,956.10 × 5.00000%		197.81
State Tax	40,840 kWh × \$0.00020		8.17
Current Charges Due 09/10/03		\$	4,162.08

Your daily average cost this period excluding Utility User Tax (UUT) is : \$ 136.70



Southern California Edison Company
P.O. Box 600, Rosemead, CA 91771-0001

Visit us at:
www.sce.com

Customer and Service Address
WHITE FENCE FARMS MUTUAL WATER
11501 20TH ST W
PALMDALE CA 93551

Date Bill Prepared
Aug 22, 2003
Next Meter Read on or about
Sept 23, 2003

Your Customer Account Number
2-02-607-7339

24-hr. Customer Service
1 (800) 990-7788

Service Account Rotating Outage Rate Schedule
3-003-4216-87 Group N001 TOU-PA-B

Service Voltage : 480 Volts

Of your total charges, Franchise Fees represent : \$31.99

Average Energy Charge during this period is : 7.43 cents/kWh

2

By rate component:

Procured Energy	\$	2,823.14
DWR Bond Charge		209.51
Transmission Charges		69.78
Distribution Charges		720.12
Nuclear Decommissioning Charges		17.56
Public Purpose Program Charges		103.33
Taxes and Other		218.64

Current Charges	\$	4,162.08
------------------------	-----------	-----------------

Customer and Service Address Date Bill Prepared
WHITE FENCE FARMS MUTUAL WATER Aug 22, 2003
41501 20TH ST W Next Meter Read on or about
PALMDALE CA 93551 Sept 23, 2003

Your Customer Account Number
2-02-607-7339

24-hr. Customer Service
1 (800) 990-7788

Service Account Rotating Outage Rate Schedule
3-003-4216-87 Group N001 TOU-PA-B

Your current energy usage

Meter Number	From	To	Difference	Multiplier	Usage
ACTUAL READ					
729K-002089	07/23/03	08/21/03			
	19932	21104	1172	40	46,880 kWh
On Peak	07/23/03	08/21/03			
	00618	00663	45	40	1,800 kWh
Mid Peak	07/23/03	08/21/03			
	07143	07607	464	40	18,560 kWh
Off Peak	07/23/03	08/21/03			
	12171	12834	663	40	26,520 kWh
Demand Date	Demand From	Time To	Season	Peak	Demand
07/16/03	18:00	18:00	Summer	On Peak	38 kW
07/16/03	19:15	19:15	Summer	Mid Peak	125 kW
07/22/03	06:45	06:45	Summer	Off Peak	128 kW

Demand Meter Information

Maximum Demand : 128.0 kW

Usage Comparison	This Year	Last Year	2 Years Ago
Kilowatt-hour (kWh) used	46,880.00	57,840.00	47,600.00
Number of days	29	29	28
Average usage per day	1,616.55	1,994.48	1,700.00
Percent change from Last Year	(19)%		

Did you know. . .

IMPORTANT INFORMATION

Currently, the Rotating Outage Group number shown on the upper portion of your bill is not subject to rotating outages. However, the outage group number is subject to change at any time without notice due to electric system operating conditions.

YOUR BILL REFLECTS A RATE DECREASE ...

As of August 1, 2003, SCE has reduced its rates! The amount of reduction you receive depends upon the rate you are on and how much electricity you use. SCE is able to provide you with a reduction in rates as a result of completing the recovery of uncollected procurement costs incurred on behalf of customers during the California energy crisis.

Detail of current charges: \$4,191.48

We provide two ways to look at your current charges:

1 By usage:

Billing Period - 07/23/03 to 08/21/03 (29 days) - Summer Season

Facilities Rel Demand	128 kW x \$3.38000	\$	432.64
Summer On Peak	38 kW x \$7.23000		274.74
Demand Charge Total		\$	707.38
Summer On Peak	1,241 kWh x \$0.12577		156.08
Summer On Peak	559 kWh x \$0.17408		97.31
Summer Mid Peak	12,800 kWh x \$0.07386		945.41
Summer Mid Peak	5,760 kWh x \$0.09756		561.95
Summer Off Peak	18,290 kWh x \$0.05145		941.02
Summer Off Peak	8,230 kWh x \$0.06452		531.00

Customer and Service Address
WHITE FENCE FARMS MUTUAL WATER
41501 20TH ST W
PALMDALE CA 93551

Date Bill Prepared
Aug 22, 2003
Next Meter Read on or about
Sept 23, 2003

Your Customer Account Number
2-02-607-7339

24-hr. Customer Service
1 (800) 990-7788

Service Account Rotating Outage Rate Schedule
3-003-4216-87 Group N001 TOU-PA-B

Current Energy Bill	\$	3,232.77
Customer Charge		42.80
Current Billing Detail Subtotal	\$	3,982.95
Los Angeles Co UUT	\$ 3,982.95 × 5.00000%	199.15
State Tax	46,880 kWh × \$0.00020	9.38
Current Charges Due 09/10/03	\$	4,191.48

Your daily average cost this period excluding Utility User Tax (UUT) is : \$ 137.67

Service Voltage : 480 Volts

Of your total charges, Franchise Fees represent : \$32.21

Average Energy Charge during this period is : 6.16 cents/kWh

2

By rate component:

Procured Energy	\$	2,646.63
DWR Bond Charge		240.49
Transmission Charges		70.61
Distribution Charges		862.87
Nuclear Decommissioning Charges		21.13
Public Purpose Program Charges		126.69
Taxes and Other		223.06
Current Charges	\$	4,191.48

Customer and Service Address Date Bill Prepared
WHITE FENCE FARMS MUTUAL WATER Aug 22, 2003
ADDRESS AKA 41901 20TH ST W Next Meter Read on or about
11901 20TH ST W Sept 23, 2003
PALMDALE CA 93551

Service Account Rotating Outage Rate Schedule
3-003-4913-60 Group N001 GS-1

Your Customer Account Number
2-02-607-7339

24-hr. Customer Service
1 (800) 990-7788

Your current energy usage

Meter Number	From	To	Difference	Multiplier	Usage
ACTUAL READ 32-011126	06/24/03 00547	07/23/03 00576	29	24	696 kWh

Demand Meter Information

Maximum Demand : 4.0 kW

Usage Comparison	This Year	Last Year	2 Years Ago
Kilowatt-hour (kWh) used	696.00	480.00	456.00
Number of days	29	30	32
Average usage per day	24.00	16.00	14.25
Percent change from Last Year	50%		

Did you know...

IMPORTANT INFORMATION

Currently, the Rotating Outage Group number shown on the upper portion of your bill is not subject to rotating outages. However, the outage group number is subject to change at any time without notice due to electric system operating conditions.

YOUR BILL REFLECTS A RATE DECREASE ...

As of August 1, 2003, SCE has reduced its rates! The amount of reduction you receive depends upon the rate you are on and how much electricity you use. SCE is able to provide you with a reduction in rates as a result of completing the recovery of uncollected procurement costs incurred on behalf of customers during the California energy crisis.

Detail of current charges: \$160.65

We provide two ways to look at your current charges:

1 By usage:

Billing Period - 06/24/03 to 07/23/03 (29 days) - Summer Season

Summer Energy Charge	696 kWh x \$0.21044	\$ 146.47
Customer Charge	29 Daysx \$0.48000	13.92
3 Phase Service Chg	29 Daysx \$0.07900	2.29
Subtotal		\$ 162.68
Legislated Rate Reduction		(9.81)
Current Billing Detail Subtotal		\$ 152.87
Los Angeles Co UUT	\$ 152.87 x 5.00000%	7.64
State Tax	696 kWh x \$0.00020	0.14
Current Charges Due 09/10/03		\$ 160.65

Your daily average cost this period excluding Utility User Tax (UUT) is : \$ 5.28

Service Voltage : 480 Volts

Of your total charges, Franchise Fees represent : \$1.24

Average Energy Charge during this period is : 16.36 cents/kWh

2 By rate component:

Procured Energy	\$ 110.33
DWR Bond Charge	3.57
Transmission Charges	3.01
Distribution Charges	34.58



Southern California Edison Company
P.O. Box 600, Rosemead, CA 91771-0001

Visit us at:
www.sce.com

Customer and Service Address Date Bill Prepared
WHITE FENCE FARMS MUTUAL WATER Aug 22, 2003
ADDRESS AKA 41901 20TH ST W Next Meter Read on or about
41901 20TH ST W Sept 23, 2003
PALMDALE CA 93551
Service Account Rotating Outage Rate Schedule
3-003-4913-60 Group N001 GS-1

Your Customer Account Number
2-02-607-7339
24-hr. Customer Service
1 (800) 990-7788

Nuclear Decommissioning Charges	0.48
Public Purpose Program Charges	2.51
Trust Transfer Amount	7.98
Legislated Rate Reduction	(9.81)
Taxes and Other	8.00

Current Charges \$ **160.65**

Customer and Service Address Date Bill Prepared
WHITE FENCE FARMS MUTUAL WATER Aug 22, 2003
ADDRESS AKA 41901 20TH ST W Next Meter Read on or about
41901 20TH ST W Sept 23, 2003
PALMDALE CA 93551
Service Account Rotating Outage Rate Schedule
3-003-4913-60 Group N001 GS-1

Your Customer Account Number
2-02-607-7339
24-hr. Customer Service
1 (800) 990-7788

Your current energy usage

Meter Number	From	To	Difference	Multiplier	Usage
ACTUAL READ 732-011126	07/23/03 00576	08/21/03 00606	30	24	720 kWh

Demand Meter Information
Maximum Demand : 4.0 kW

Usage Comparison	This Year	Last Year	2 Years Ago
Kilowatt-hour (kWh) used	720.00	528.00	432.00
Number of days	29	28	28
Average usage per day	24.83	18.86	15.43
Percent change from Last Year	32%		

Did you know...

IMPORTANT INFORMATION

Currently, the Rotating Outage Group number shown on the upper portion of your bill is not subject to rotating outages. However, the outage group number is subject to change at any time without notice due to electric system operating conditions.

YOUR BILL REFLECTS A RATE DECREASE ...

As of August 1, 2003, SCE has reduced its rates! The amount of reduction you receive depends upon the rate you are on and how much electricity you use. SCE is able to provide you with a reduction in rates as a result of completing the recovery of uncollected procurement costs incurred on behalf of customers during the California energy crisis.

Detail of current charges: \$145.20

We provide two ways to look at your current charges:

1 By usage:

Billing Period - 07/23/03 to 08/21/03 (29 days) - Summer Season

Summer Energy Charge	497 kWh x \$0.15956	\$	79.30
Summer Energy Charge	223 kWh x \$0.21044		46.93
Customer Charge	20 Daysx \$0.43000		8.60
Customer Charge	9 Daysx \$0.48000		4.32
3 Phase Service Chg	20 Daysx \$0.07100		1.42
3 Phase Service Chg	9 Daysx \$0.07900		0.71
Subtotal		\$	141.28
Legislated Rate Reduction			(3.13)
Current Billing Detail Subtotal		\$	138.15
Los Angeles Co UUT	\$ 138.15 x 5.00000%		6.91
State Tax	720 kWh x \$0.00020		0.14
Current Charges Due 09/10/03		\$	145.20

Your daily average cost this period excluding Utility User Tax (UUT) is : \$ 4.77

Service Voltage : 480 Volts

Of your total charges, Franchise Fees represent : \$1.12

Average Energy Charge during this period is : 12.46 cents/kWh

2 By rate component:

Procured Energy \$ 85.99

Customer and Service Address
WHITE FENCE FARMS MUTUAL WATER
ADDRESS AKA 41901 20TH ST W
11901 20TH ST W
PALMDALE CA 93551

Date Bill Prepared
Aug 22, 2003
Next Meter Read on or about
Sept 23, 2003

Service Account Rotating Outage Rate Schedule
3-003-4913-60 Group N001 GS-1

Your Customer Account Number
2-02-607-7339

24-hr. Customer Service
1 (800) 990-7788

DWR Bond Charge	3.69
Transmission Charges	3.10
Distribution Charges	36.72
Nuclear Decommissioning Charges	0.52
Public Purpose Program Charges	2.78
Trust Transfer Amount	8.26
Legislated Rate Reduction	(3.13)
Taxes and Other	7.27

Current Charges \$ **145.20**

WHITE FENCE FARMS MUTUAL WATER CO.
41901 N. 20TH STREET WEST
PALMDALE, CA 93551

WELLS FARGO BANK, N.A.
CALIFORNIA
WWW.WELLSFARGO.COM

9910
16-24
1220 4525

9/2/2003

PAY TO THE
ORDER OF Southern California Edison

\$ **12,278.87

Twelve Thousand Two Hundred Seventy-Eight and 87/100*****

DOLL

Southern California Edison
P.O. Box 600
Rosemead, CA 91771-0001

MEMO

Douglas F. Reaver

John A. White

Details on back. Security Features Included



Southern California Edison Company
P.O. Box 600, Rosemead, CA 91771-0001

Visit us at:
www.sce.com

Customer and Mailing Address
WHITE FENCE FARMS MUTUAL WATER
1901 20TH ST W
ALMDALE CA 93551

Bill Prepared
Oct 23, 2003

Your Customer Account Number
2-02-607-7339
24-hr. Customer Service
1 (800) 990-7788

Page 1 of 5


Billing summary

Current Charges	\$	2,556.30
Current Charges Due 11/12/03	\$	2,556.30

Your Total Balance Due	\$	2,556.30
-------------------------------	-----------	-----------------

Summary of billing detail

Service Account	Rate Schedule	Service Address	Current Charges
-003-4216-87 Billing Period: 1/21/03-09/23/03	TOU-PA-B	41501 20TH ST W PALMDALE, CA	\$ 2,448.21
DRESS AKA 41901 20TH ST W -003-4913-60 Billing Period: 1/21/03-09/23/03	GS-1	41901 20TH ST W PALMDALE, CA	\$ 108.09



Did you know...


LATE PAYMENT CHARGE REMINDER

Reminder - A late payment charge of 0.9% will be applied to the total unpaid balance on your account if full payment is not received by the due date on this bill. For designated State agencies, the late payment charge will be applied in accordance with SCE tariffs.

* * * * *

VOLUNTARY RENEWABLE ENERGY CONTRIBUTIONS

California air quality can use your help. Look inside the enclosed Customer Connection for information about the Voluntary Renewables Contribution Program.



(574)

- Please detach stub below and return with your payment -

Customer and Service Address: WHITE FENCE FARMS MUTUAL WATER
1501 20TH ST W
ALMDALE CA 93551

Date Bill Prepared: Oct 23, 2003
Next Meter Read on or about: Nov 24, 2003

Your Customer Account Number
2-02-607-7339

24-hr. Customer Service
1 (800) 990-7788

Service Account: -003-4216-87
Rotating Outage: Group N001
Rate Schedule: TOU-PA-B

our current energy usage

Meter Number	From	To	Difference	Multiplier	Usage
ACTUAL READ					
729K-002089	08/21/03	09/23/03			
	21104	22288	1184	40	47,360 kWh
Peak	08/21/03	09/23/03			
	00663	00703	40	40	1,600 kWh
Mid Peak	08/21/03	09/23/03			
	07607	08078	471	40	18,840 kWh
Off Peak	08/21/03	09/23/03			
	12834	13507	673	40	26,920 kWh

Demand Meter Information

Maximum Demand: 127.0 kW

Usage Comparison	This Year	Last Year	2 Years Ago
Low watt-hour (kWh) used	47,360.00	48,320.00	46,120.00
Number of days	33	29	30
Average usage per day	1,435.15	1,666.21	1,537.33
Percent change from Last Year	(14)%		

Did you know...

DEPARTMENT OF WATER RESOURCES CREDIT

The California Public Utilities Commission has ordered this one-time credit because of reduced Department of Water Resources costs associated with the energy crisis.

Detail of current charges: \$2,448.21

We provide two ways to look at your current charges:

By usage:

Billing Period - 08/21/03 to 09/23/03 (33 days) - Summer Season

Facilities Rel Demand	127 kW	x \$3.38000	x 11/33 days	\$ 143.09
Summer On Peak	20 kW	x \$7.23000	x 11/33 days	48.20
Demand Charge Total				\$ 191.29
Summer On Peak	533 kWh	x \$0.12577		67.04
Summer Mid Peak	6,280 kWh	x \$0.07386		463.84
Summer Off Peak	8,973 kWh	x \$0.05145		461.66
Current Energy Bill				\$ 992.54
Customer Charge	\$ 42.8000	x 11/33 days		14.27
Delivery Related Charges (A)				849.81
Generation Related Charges (B)				1,536.92
DWR Credit				(1,262.22)
Current Billing Detail Subtotal				\$ 2,322.61
Los Angeles Co UUT	\$ 2,322.61	x 5.00000%		116.13
State Tax	47,360 kWh	x \$0.00020		9.47
Current Charges Due 11/12/03				\$ 2,448.21

(A) Delivery Related Charges:

Facilities Rel Demand	127 kW	x \$3.38000	x 22/33 days	\$ 286.17
Summer On Peak	20 kW	x \$4.96000	x 22/33 days	66.13
Summer On Peak	1,067 kWh	x \$0.01062		11.33
Summer Mid Peak	12,560 kWh	x \$0.01062		133.39
Summer Off Peak	17,947 kWh	x \$0.01062		190.60
DWR Bond Charge	31,573 kWh	x \$0.00444		140.18

Customer and Service Address
WHITE FENCE FARMS MUTUAL WATER
501 20TH ST W
LIMDALE CA 93551

Date Bill Prepared
Oct 23, 2003
Next Meter Read on or about
Nov 24, 2003

Your Customer Account Number
2-02-607-7339
24-hr. Customer Service
1 (800) 990-7788

Service Account Rotating Outage Rate Schedule
003-4216-87 Group N001 TOU-PA-B

Customer Charge \$ 33.0100 x 22/33 days 22.01

Delivery Subtotal \$ 849.81

(B) Generation Related Charges:

DWR Generation:
Summer On Peak 282 kWh x \$0.09734 \$ 27.45
Summer Mid Peak 3,322 kWh x \$0.09734 323.36
Summer Off Peak 4,747 kWh x \$0.09734 462.07

SCE Generation:
Summer On Peak 20 kW x \$2.27000 x 22/33 days 30.27
Summer On Peak 785 kWh x \$0.11563 90.77
Summer Mid Peak 9,238 kWh x \$0.04462 412.20
Summer Off Peak 13,200 kWh x \$0.01396 184.27
Customer Charge \$ 9.7900 x 22/33 days 6.53

Generation Subtotal \$ 1,536.92

Your daily average cost this period excluding Utility User Tax (UUT) is : \$ 70.67

Service Voltage : 480 Volts

Percentage of energy provided by DWR this period : 26.450 %

Of your total charges, Franchise Fees represent : \$18.78

Average Energy Charge during this period is : 0.59 cents/kWh

2 By rate component:

DWR Generation \$ 812.88
SCE Generation 724.04
Procured Energy 762.29
DWR Bond Charge 221.17
Transmission Charges 70.03
Distribution Charges 826.28
Nuclear Decommissioning Charges 21.79
Public Purpose Program Charges 131.66
DWR Credit (1,262.22)
Taxes and Other 140.29

Current Charges \$ 2,448.21

Customer and Service Address Date Bill Prepared
WHITE FENCE FARMS MUTUAL WATER Oct 23, 2003
ADDRESS AKA 41901 20TH ST W Next Meter Read on or about
901 20TH ST W Nov 24, 2003
LIMDALE CA 93551
Service Account Rotating Outage Rate Schedule
003-4913-60 Group N001 GS-1

Your Customer Account Number
2-02-607-7339

24-hr. Customer Service
1 (800) 990-7788

Our current energy usage

Meter Number	From	To	Difference	Multiplier	Usage
ACTUAL READ 52-011126	08/21/03 00606	09/23/03 00637	31	24	744 kWh

Demand Meter Information
Maximum Demand : 4.0 kW

Usage Comparison	This Year	Last Year	2 Years Ago
Low watt-hour (kWh) used	744.00	528.00	432.00
Number of days	33	30	30
Average usage per day	22.55	17.60	14.40
Percent change from Last Year	28%		

Did you know...

DEPARTMENT OF WATER RESOURCES CREDIT
The California Public Utilities Commission has ordered this one-time credit because of reduced Department of Water Resources costs associated with the energy crisis.

Detail of current charges: \$108.09

We provide two ways to look at your current charges:

1 By usage:

Billing Period - 08/21/03 to 09/23/03 (33 days) - Summer Season

Summer Energy Charge	248 kWh x \$0.15956	\$	39.57
Customer Charge	11 Daysx \$0.43000		4.73
3 Phase Service Chg	11 Daysx \$0.07100		0.78
Delivery Related Charges (A)			39.01
Generation Related Charges (B)			51.15
DWR Credit			(32.44)

Current Billing Detail Subtotal \$ 102.80

Los Angeles Co UUT	\$ 102.80 x 5.00000%	5.14
State Tax	744 kWh x \$0.00020	0.15

Current Charges Due 11/12/03 \$ 108.09

(A) Delivery Related Charges:		\$	28.43
Summer Energy Charge	496 kWh x \$0.05732		2.20
DWR Bond Charge	496 kWh x \$0.00444		6.82
Customer Charge	22 Daysx \$0.31000		1.56
3 Phase Service Chg	22 Daysx \$0.07100		

Delivery Subtotal \$ 39.01

(B) Generation Related Charges:		\$	12.75
DWR Generation:			
Summer Energy Charge	131 kWh x \$0.09734		35.76
SCE Generation:			2.64
Summer Energy Charge	365 kWh x \$0.09797		
Customer Charge	22 Daysx \$0.12000		

Generation Subtotal \$ 51.15

Your daily average cost this period excluding Utility User Tax (UUT) is : \$ 3.12

Service Voltage : 480 Volts

Percentage of energy provided by DWR this period : 26.450 %



Southern California Edison Company
P.O. Box 600, Rosemead, CA 91771-0001

Visit us at:
www.sce.com

Customer and Service Address Date Bill Prepared
WHITE FENCE FARMS MUTUAL WATER Oct 23, 2003
ADDRESS AKA 41901 20TH ST W Next Meter Read on or about
901 20TH ST W. Nov 24, 2003
LIMDALE CA 93551
Service Account Rotating Outage Rate Schedule
003-4913-60 Group N001 GS-1

Your Customer Account Number
2-02-607-7339
24-hr. Customer Service
1 (800) 990-7788

Of your total charges, Franchise Fees represent : \$0.83
Average Energy Charge during this period is : 1.19 cents/kWh

2 By rate component:

DWR Generation	\$	12.75
SCE Generation		38.40
Procured Energy		25.41
DWR Bond Charge		3.47
Transmission Charges		3.21
Distribution Charges		39.72
Nuclear Decommissioning Charges		0.55
Public Purpose Program Charges		2.97
Trust Transfer Amount		8.53
DWR Credit		(32.44)
Taxes and Other		5.52

Current Charges \$ **108.09**

Customer and Mailing Address
WHITE FENCE FARMS MUTUAL WATER
41901 20TH ST W
PALMDALE CA 93551

Bill Prepared
Nov 22, 2003

Your Customer Account Number
2-02-607-7339
24-hr. Customer Service
1 (800) 990-7788

Page 1 of 5

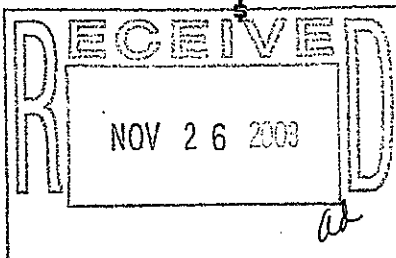
Ref. # 12SCE03

Billing summary

Amount of Previous Statement 10/23/03	\$	2,556.30	
Payment received 11/07/03 - Thank you	\$	(2,556.30)	
Balance Before Current Charges	\$		0.00
Current Charges	\$	2,924.69	
Current Charges Due 12/11/03	\$		2,924.69
Your Total Balance Due	\$	2,924.69	

Summary of billing detail

Service Account	Rate Schedule	Service Address	Current Charges
3-003-4216-87 Billing Period: 10/23/03-10/23/03	TOU-PA-B	41501 20TH ST W PALMDALE, CA	\$ 2,818.96
ADDRESS AKA 41901 20TH ST W 3-003-4913-60 Billing Period: 10/23/03-10/23/03	GS-1	41901 20TH ST W PALMDALE, CA	\$ 105.73



Did you know. . .

LATE PAYMENT CHARGE REMINDER

Reminder - A late payment charge of 0.9% will be applied to the total unpaid balance on your account if full payment is not received by the due date on this bill. For designated State agencies, the late payment charge will be applied in accordance with SCE tariffs.

14-5741 - Please detach stub below and return with your payment -

Customer and Service Address

WHITE FENCE FARMS MUTUAL WATER
41501 20TH ST W
PALMDALE CA 93551

Date Bill Prepared

Nov 22, 2003

Next Meter Read on or about
Nov 24, 2003

Your Customer Account Number

2-02-607-7339

24-hr. Customer Service

1 (800) 990-7788

Service Account
3-003-4216-87

Rotating Outage
Group N001

Rate Schedule
TOU-PA-B

Your current energy usage

Meter Number	From	To	Difference	Multiplier	Usage
ACTUAL READ					
P729K-002089	09/23/03	10/23/03			
	22288	23098	810	40	32,400 kWh
On Peak	09/23/03	10/05/03			
	00703	00717	14	40	560 kWh
Mid Peak	09/23/03	10/05/03			
	08078	08253	175	40	7,000 kWh
Off Peak	09/23/03	10/05/03			
	13507	13680	173	40	6,920 kWh
Mid Peak	10/05/03	10/23/03			
	08253	08416	163	40	6,520 kWh
Off Peak	10/05/03	10/23/03			
	13680	13965	285	40	11,400 kWh

Demand Meter Information

Maximum Demand : 127.0 kW

Usage Comparison

	This Year	Last Year	2 Years Ago
Kilowatt-hour (kWh) used	32,400.00	16,800.00	38,320.00
Number of days	30	32	32
Average usage per day	1,080.00	525.00	1,197.50
Percent change from Last Year	106%		

Detail of current charges: \$2,818.96

We provide two ways to look at your current charges:

By usage:

Billing Period - 09/23/03 to 10/23/03 (30 days) - Summer/Winter Season

Delivery Related Charges (A)

Generation Related Charges (B)

\$ 989.89
1,688.66

Current Billing Detail Subtotal

\$ 2,678.55

Los Angeles Co UUT

\$ 2,678.55 x 5.00000%
32,400 kWh x \$0.00020

133.93
6.48

Current Charges Due 12/11/03

\$ 2,818.96

(A) Delivery Related Charges:

Facilities Rel Demand

Summer On Peak

Summer On Peak

Summer Mid Peak

Summer Off Peak

Winter Mid Peak

Winter Off Peak

DWR Bond Charge

Customer Charge

127 kW x \$3.38000
20 kW x \$4.96000
560 kWh x \$0.01062
7,000 kWh x \$0.01062
6,920 kWh x \$0.01062
6,520 kWh x \$0.01062
11,400 kWh x \$0.01062
32,400 kWh x \$0.00444

\$ 429.26
39.68
5.95
74.34
73.49
69.24
121.07
143.85
33.01

Delivery Subtotal

\$ 989.89

(B) Generation Related Charges:

DWR Generation:

Summer On Peak

Summer Mid Peak

Summer Off Peak

Winter Mid Peak

Winter Off Peak

SCE Generation:

Summer On Peak

Summer On Peak

164 kWh x \$0.09734
2,055 kWh x \$0.09734
2,031 kWh x \$0.09734
1,914 kWh x \$0.10287
3,346 kWh x \$0.10287

\$ 15.96
200.03
197.70
196.89
344.20

20 kW x \$2.27000
396 kWh x \$0.11563

18.16
45.79

Customer and Service Address

WHITE FENCE FARMS MUTUAL WATER
41501 20TH ST W
PALMDALE CA 93551

Date Bill Prepared

Nov 22, 2003

Next Meter Read on or about
Nov 24, 2003

Your Customer Account Number

2-02-607-7339

24-hr. Customer Service

1 (800) 990-7788

Service Account

3-003-4216-87

Rotating Outage

Group N001

Rate Schedule

TOU-PA-B

Summer Mid Peak	4,945 kWh	x \$0.04462	220.65
Summer Off Peak	4,889 kWh	x \$0.01396	68.25
Winter Mid Peak	4,606 kWh	x \$0.05619	258.81
Winter Off Peak	8,054 kWh	x \$0.01396	112.43
Customer Charge			9.79

Generation Subtotal

\$ 1,688.66

Your daily average cost this period excluding Utility User Tax (UUT) is : \$ 89.50

Service Voltage : 480 Volts

Percentage of energy provided by DWR this period : 29.352 %

Of your total charges, Franchise Fees represent : \$21.66

2 By rate component:

DWR Generation	\$ 954.78
SCE Generation	733.88
DWR Bond Charge	143.85
Transmission Charges	70.77
Distribution Charges	660.25
Nuclear Decommissioning Charges	14.90
Public Purpose Program Charges	90.07
Taxes and Other	150.46

Current Charges

\$ 2,818.96

Customer and Service Address
WHITE FENCE FARMS MUTUAL WATER
ADDRESS AKA 41901 20TH ST W
41901 20TH ST W
PALMDALE CA 93551

Date bill Prepared
Nov 22, 2003

Next Meter Read on or about
Nov 24, 2003

Service Account
3-003-4913-60

Rotating Outage
Group N001

Rate Schedule
GS-1

Your Customer Account Number
2-02-607-7339

24-hr. Customer Service
1 (800) 990-7788

Your current energy usage

Meter Number	From	To	Difference	Multiplier	Usage
ACTUAL READ 732-011126	09/23/03 00637	10/23/03 00663	26	24	624 kWh

Demand Meter Information

Maximum Demand : 3.0 kW

Usage Comparison	This Year	Last Year	2 Years Ago
Kilowatt-hour (kWh) used	624.00	312.00	456.00
Number of days	30	32	32
Average usage per day	20.80	9.75	14.25
Percent change from Last Year	113%		

Detail of current charges: \$105.73

We provide two ways to look at your current charges:

1 By usage:

Billing Period - 09/23/03 to 10/23/03 (30 days) - Summer/Winter Season

Delivery Related Charges (A)		\$	49.97
Generation Related Charges (B)			50.61
Current Billing Detail Subtotal		\$	100.58
Los Angeles Co UUT	\$ 100.58 x 5.00000%		5.03
State Tax	624 kWh x \$0.00020		0.12
Current Charges Due 12/11/03		\$	105.73

(A) Delivery Related Charges:			
Summer Energy Charge	250 kWh x \$0.05732	\$	14.33
Winter Energy Charge	374 kWh x \$0.05732		21.44
DWR Bond Charge	624 kWh x \$0.00444		2.77
Customer Charge	30 Days x \$0.31000		9.30
3 Phase Service Chg	30 Days x \$0.07100		2.13
Delivery Subtotal		\$	49.97
(B) Generation Related Charges:			
DWR Generation:			
Summer Energy Charge	73 kWh x \$0.09734	\$	7.11
Winter Energy Charge	110 kWh x \$0.10287		11.32
SCE Generation:			
Summer Energy Charge	177 kWh x \$0.09797		17.34
Winter Energy Charge	264 kWh x \$0.04259		11.24
Customer Charge	30 Days x \$0.12000		3.60
Generation Subtotal		\$	50.61

Your daily average cost this period excluding Utility User Tax (UUT) is : \$ 3.36

Service Voltage : 480 Volts

Percentage of energy provided by DWR this period : 29.352 %

Of your total charges, Franchise Fees represent : \$0.81

2 By rate component:

DWR Generation	\$	18.43
SCE Generation		32.18
DWR Bond Charge		2.77
Transmission Charges		2.70
Distribution Charges		34.20

Customer and Service Address Date Bill Prepared
WHITE FENCE FARMS MUTUAL WATER Nov 22, 2003
ADDRESS AKA 41901 20TH ST W Next Meter Read on or about
41901 20TH ST W **Nov 24, 2003**
PALMDALE CA 93551

Service Account Rotating Outage Rate Schedule
3-003-4913-60 Group N001 GS-1

Your Customer Account Number
2-02-607-7339

24-hr. Customer Service
1 (800) 990-7788

Nuclear Decommissioning Charges	0.46
Public Purpose Program Charges	2.49
Trust Transfer Amount	7.16
Taxes and Other	5.34

Current Charges \$ **105.73**

WHITE FENCE FARMS MUTUAL WATER CO.

41901 N. 20TH STREET WEST
PALMDALE, CA 93551

WELLS FARGO BANK, N.A.
CALIFORNIA
WWW.WELLSFARGO.COM

10016

16-24
1220 4525

12/2/2003



PAY TO THE ORDER OF Southern California Edison

\$**2,924.69

Two Thousand Nine Hundred Twenty-Four and 69/100*****

DOLLARS 

Southern California Edison
P.O. Box 600
Rosemead, CA 91771-0001


 MP

MEMO

41501 20th St W (\$2,818.96) & 41901 20th St W (\$105.73)

WHITE FENCE FARMS MUTUAL WATER CO.

10016

WHITE FENCE FARMS MUTUAL WATER CO.

10016

Customer and Mailing Address
WHITE FENCE FARMS MUTUAL WATER
41901 20TH ST W
PALMDALE CA 93551

Date Bill Prepared
Dec 24, 2003

Your Customer Account Number
2-02-607-7339
24-hr. Customer Service
1 (800) 990-7788

Page 1 of 5

Reference # 12 SCE 733903

Billing summary

Amount of Previous Statement 11/22/03	\$	2,924.69	
Payment received 12/09/03 - Thank you	\$	(2,924.69)	
Balance Before Current Charges	\$		0.00
Current Charges	\$	1,878.25	
Current Charges Due 01/12/04	\$		1,878.25
Your Total Balance Due	\$	1,878.25	

Summary of billing detail

Service Account	Rate Schedule	Service Address		Current Charges
1-003-4216-87	TOU-PA-B	41501 20TH ST W	\$	1,807.98
Billing Period:		PALMDALE, CA		
0/23/03-11/21/03				
ADDRESS AKA 41901 20TH ST W		41901 20TH ST W	\$	70.27
1-003-4913-60	GS-1	PALMDALE, CA		
Billing Period:				
0/23/03-11/21/03				

Did you know. . .

LATE PAYMENT CHARGE REMINDER

Reminder - A late payment charge of 0.9% will be applied to the total unpaid balance on your account if full payment is not received by the due date on this bill. For designated State agencies, the late payment charge will be applied in accordance with SCE tariffs.

Customer and Service Address
WHITE FENCE FARMS MUTUAL WATER
1501 20TH ST W
ALMDALE CA 93551

Date Bill Prepared
Dec 24, 2003
Next Meter Read on or about
Jan 26, 2004

Your Customer Account Number
2-02-607-7339

24-hr. Customer Service
1 (800) 990-7788

Service Account
003-4216-87
Rotating Outage
Group N001
Rate Schedule
TOU-PA-B

Your current energy usage

Meter Number	From	To	Difference	Multiplier	Usage
ACTUAL READ					
729K-002089	10/23/03	11/21/03			
	23098	23592	494	40	19,760 kWh
Mid Peak	10/23/03	11/21/03			
	08416	08615	199	40	7,960 kWh
Off Peak	10/23/03	11/21/03			
	13965	14260	295	40	11,800 kWh

Demand Rate	Demand From	Time To	Season	Peak	Demand
1/06/03	08:45	08:45	Winter	Mid Peak	107 kW
1/20/03	06:30	06:30	Winter	Off Peak	110 kW

Demand Meter Information

Maximum Demand: 110.0 kW

Usage Comparison	This Year	Last Year	2 Years Ago
Low watt-hour (kWh) used	19,760.00	No	31,960.00
Number of days	29	Comparable	30
Average usage per day	681.38	Usage	1,065.33
Percent change from Last Year	0%		

Detail of current charges: \$1,807.98

We provide two ways to look at your current charges:

By usage:

Billing Period - 10/23/03 to 11/21/03 (29 days) - Winter Season

Delivery Related Charges (A)	\$	702.40
Generation Related Charges (B)		1,015.72
Current Billing Detail Subtotal	\$	1,718.12
Los Angeles Co UUT	\$ 1,718.12 x 5.00000%	85.91
State Tax	19,760 kWh x \$0.00020	3.95
Current Charges Due 01/12/04	\$	1,807.98

(A) Delivery Related Charges:			
Facilities Rel Demand	110 kW	x \$3.38000	\$ 371.80
Winter Mid Peak	7,960 kWh	x \$0.01062	84.54
Winter Off Peak	11,800 kWh	x \$0.01062	125.32
DWR Bond Charge	19,760 kWh	x \$0.00444	87.73
Customer Charge			33.01
Delivery Subtotal			\$ 702.40
(B) Generation Related Charges:			
DWR Generation:			
Winter Mid Peak	2,207 kWh	x \$0.10287	\$ 227.03
Winter Off Peak	3,272 kWh	x \$0.10287	336.59
SCE Generation:			
Winter Mid Peak	5,753 kWh	x \$0.05619	323.26
Winter Off Peak	8,528 kWh	x \$0.01396	119.05
Customer Charge			9.79
Generation Subtotal			\$ 1,015.72



Southern California Edison Company
P.O. Box 600, Rosemead, CA 91771-0001

Visit us at:
www.sce.com

Customer and Service Address
WHITE FENCE FARMS MUTUAL WATER
41501 20TH ST W
PALMDALE CA 93551

Date Bill Prepared
Dec 24, 2003
Next Meter Read on or about
Jan 26, 2004

Your Customer Account Number
2-02-607-7339

24-hr. Customer Service
1 (800) 990-7788

Service Account Rotating Outage Rate Schedule
3-003-4216-87 Group N001 TOU-PA-B

Your daily average cost this period excluding Utility User Tax (UUT) is : \$ 59.38

Service Voltage : 480 Volts

Percentage of energy provided by DWR this period : 27.727 %

Of your total charges, Franchise Fees represent : \$13.89

2 By rate component:

DWR Generation	\$	563.62
SCE Generation		452.10
DWR Bond Charge		87.73
Transmission Charges		61.72
Distribution Charges		482.81
Nuclear Decommissioning Charges		9.09
Public Purpose Program Charges		54.93
Taxes and Other		95.98

Current Charges	\$	1,807.98
------------------------	-----------	-----------------



Southern California Edison Company
P.O. Box 600, Rosemead, CA 91771-0001

Visit us at:
www.sce.com

Customer and Service Address Date Bill Prepared
WHITE FENCE FARMS MUTUAL WATER Dec 24, 2003
ADDRESS AKA 41901 20TH ST W Next Meter Read on or about
1901 20TH ST W Jan 26, 2004
ALMDALE CA 93551
Service Account Rotating Outage Rate Schedule
-003-4913-60 Group N001 GS-1

Your Customer Account Number
2-02-607-7339

24-hr. Customer Service
1 (800) 990-7788

Your current energy usage

Meter Number	From	To	Difference	Multiplier	Usage
ACTUAL READ 32-011126	10/23/03 00663	11/21/03 00681	18	24	432 kWh

Demand Meter Information

Maximum Demand : 3.0 kW

Usage Comparison	This Year	Last Year	2 Years Ago
kilowatt-hour (kWh) used	432.00	408.00	408.00
Number of days	29	30	30
Average usage per day	14.90	13.60	13.60
Percent change from Last Year	10%		

Detail of current charges: \$70.27

We provide two ways to look at your current charges:

1 By usage:

Billing Period - 10/23/03 to 11/21/03 (29 days) - Winter Season

Delivery Related Charges (A)	\$	37.73
Generation Related Charges (B)		29.11

Current Billing Detail Subtotal	\$	66.84
---------------------------------	----	-------

Los Angeles Co UUT	\$ 66.84 x 5.00000%	3.34
State Tax	432 kWh x \$0.00020	0.09

Current Charges Due 01/12/04	\$	70.27
-------------------------------------	-----------	--------------

(A) Delivery Related Charges:		
Winter Energy Charge	432 kWh x \$0.05732	\$ 24.76
DWR Bond Charge	432 kWh x \$0.00444	1.92
Customer Charge	29 Days x \$0.31000	8.99
3 Phase Service Chg	29 Days x \$0.07100	2.06

Delivery Subtotal	\$	37.73
-------------------	----	-------

(B) Generation Related Charges:		
DWR Generation:		
Winter Energy Charge	120 kWh x \$0.10287	\$ 12.34
SCE Generation:		
Winter Energy Charge	312 kWh x \$0.04259	13.29
Customer Charge	29 Days x \$0.12000	3.48

Generation Subtotal	\$	29.11
---------------------	----	-------

Your daily average cost this period excluding Utility User Tax (UUT) is : \$ 2.31

Service Voltage : 480 Volts

Percentage of energy provided by DWR this period : 27.727 %

Of your total charges, Franchise Fees represent : \$0.54

2 By rate component:

DWR Generation	\$	12.34
SCE Generation		16.77
DWR Bond Charge		1.92
Transmission Charges		1.87
Distribution Charges		26.81
Nuclear Decommissioning Charges		0.32
Public Purpose Program Charges		1.72
Trust Transfer Amount		4.96



Southern California Edison Company
P.O. Box 600, Rosemead, CA 91771-0001

Visit us at:
www.sce.com

Customer and Service Address	Date Bill Prepared
WHITE FENCE FARMS MUTUAL WATER	Dec 24, 2003
ADDRESS AKA 41901 20TH ST W	Next Meter Read on or about
901 20TH ST W	Jan 26, 2004
ALMDALE CA 93551	
Service Account	Rotating Outage
003-4913-60	Group N001
	Rate Schedule
	GS-1

Your Customer Account Number
2-02-607-7339
24-hr. Customer Service
1 (800) 990-7788

Taxes and Other	3.56
-----------------	------

Current Charges	\$ 70.27
-----------------	----------

WHITE FENCE FARMS MUTUAL WATER CO.

41901 N. 20TH STREET WEST
PALMDALE, CA 93551

WELLS FARGO BANK, N.A.
CALIFORNIA
WWW.WELLSFARGO.COM

10056

16-24
1220 4525

1/6/2004

PAY TO THE
ORDER OF Southern California Edison

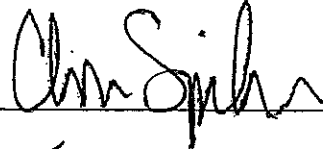

\$**1,878.25

One Thousand Eight Hundred Seventy-Eight and 25/100*****

DOLLARS 

Southern California Edison
P.O. Box 600
Rosemead, CA 91771-0001

MEMO

Details on back.
Security Features Included

WHITE FENCE FARMS MUTUAL WATER CO.

10056

WHITE FENCE FARMS MUTUAL WATER CO.

10056



Date	Days	Rate	kWh	Billing kW	Max kW	Total Bill
12/23/2005	30	TOU-PA-B	18120	122	122.4	1638.12
11/23/2005	29	TOU-PA-B	19069	106	106.1	1608.28
10/25/2005	33	TOU-PA-B	33728	120	120	2996.57
09/22/2005	30	TOU-PA-B	45840	123	123.2	4718.85
08/23/2005	29	TOU-PA-B	49040	140	140	5023.54
07/25/2005	32	TOU-PA-B	52880	123	123.2	5123.29
06/23/2005	30	TOU-PA-B	41760	122	122.4	3846.01
05/24/2005	29	TOU-PA-B	28000	114	113.6	2243.53
04/25/2005	31	TOU-PA-B	21840	102	102.4	1974.98
03/25/2005	29	TOU-PA-B	11120	97	96.8	1190.57
02/24/2005	30	TOU-PA-B	12240	94	94.4	1253.46
01/25/2005	33	TOU-PA-B	12880	95	95.2	1299.28
12/23/2004	30	TOU-PA-B	15840	102	102.4	1502.67
11/23/2004	29	TOU-PA-B	17040	102	101.6	1561.34
10/25/2004	33	TOU-PA-B	36240	121	120.8	2864.81
09/22/2004	30	TOU-PA-B	45200	123	123.2	3456.22
08/23/2004	31	TOU-PA-B	49840	123	123.2	3785.64
07/23/2004	30	TOU-PA-B	49760	126	125.6	3821.45
06/23/2004	30	TOU-PA-B	41760	125	124.8	3489.69
05/24/2004	31	TOU-PA-B	38480	117	116.8	2805.55
04/23/2004	29	TOU-PA-B	25680	106	106.4	2076.92
03/25/2004	29	TOU-PA-B	16000	105	104.8	1481.46
02/25/2004	33	TOU-PA-B	14080	126	125.6	1459.53
01/23/2004	30	TOU-PA-B	12560	97	96.8	1240.52
12/24/2003	33	TOU-PA-B	17680	98	98.4	1517.57
11/21/2003	29	TOU-PA-B	22400	109	108.8	1854.8
10/23/2003	30	TOU-PA-B	36720	118	117.6	2952.73
09/23/2003	33	TOU-PA-B	46400	119	119.2	1223.9
08/21/2003	29	TOU-PA-B	43600	118	117.6	3619.46
07/23/2003	30	TOU-PA-B	48080	122	122.4	4535.49
06/23/2003	32	TOU-PA-B	42160	115	115.2	3965.8
05/22/2003	29	TOU-PA-B	24560	134	134.4	2540.34
04/23/2003	28	TOU-PA-B	17680	101	100.8	1892.33
03/26/2003	29	TOU-PA-B	14720	99	99.2	1657.77
02/25/2003	33	TOU-PA-B	16480	98	97.6	1768.31
01/23/2003	31	TOU-PA-B	13040	94	94.4	1522.59
12/23/2002	32	TOU-PA-B	16880	101	100.8	1833.46
11/21/2002	30	TOU-PA-B	22880	108	108	2318.25
10/22/2002	32	TOU-PA-B	40080	123	123.2	3888.47
09/20/2002	29	TOU-PA-B	43040	122	122.4	4154.53
08/22/2002	30	TOU-PA-B	49680	127	127.2	4745.37
07/23/2002	29	TOU-PA-B	50800	124	124	4774.44
06/24/2002	33	TOU-PA-B	49520	154	154.4	4660.71
05/22/2002	28	TOU-PA-B	30240	114	113.6	2885.52
04/24/2002	29	TOU-PA-B	27680	115	115.2	2682.37
03/26/2002	31	TOU-PA-B	16160	106	106.4	1780.34
02/23/2002	31	TOU-PA-B	80	64	64	234.02
01/23/2002	30	TOU-PA-B	10240	94	94.4	1140.91
12/24/2001	33	TOU-PA-B	13280	93	92.8	1374.86
11/21/2001	29	TOU-PA-B	20000	113	112.8	2026.97
10/23/2001	33	TOU-PA-B	35120	116	116	3441.99
09/20/2001	29	TOU-PA-B	38960	122	122.4	3849.33
08/22/2001	30	TOU-PA-B	44800	123	123.2	4310.07

07/23/2001	32	TOU-PA-B	48400	126	125.6	4598.96
06/21/2001	29	TOU-PA-B	9520	121	120.8	1389.25
05/23/2001	29	TOU-PA-B	8480	116	116	980.71
04/24/2001	29	TOU-PA-B	20000	107	107.2	1746.84
03/26/2001	31	TOU-PA-B	7600	100	100	833.1
02/23/2001	31	TOU-PA-B	9280	101	100.8	995.94
01/23/2001	33	TOU-PA-B	12480	98	97.6	1180.92
12/21/2000	30	TOU-PA-B	16000	109	108.8	1367.61
11/21/2000	29	TOU-PA-B	18560	111	111.2	1438.59
10/23/2000	32	TOU-PA-B	32160	123	123.2	2264.16
09/21/2000	30	TOU-PA-B	38960	123	123.2	2867.49
08/22/2000	29	TOU-PA-B	46160	123	123.2	3183.09
07/24/2000	32	TOU-PA-B	48800	122	122.4	3309.42
06/22/2000	30	TOU-PA-B	43600	123	123.2	3038.09
05/23/2000	32	TOU-PA-B	31920	122	121.6	2259.09
04/21/2000	28	TOU-PA-B	22080	123	123.2	1667.63
03/24/2000	29	TOU-PA-B	7120	98	98.4	757.82
02/24/2000	31	TOU-PA-B	2960	94	93.6	504.73
01/24/2000	33	TOU-PA-B	12880	106	106.4	1191.45



Southern California Edison Company
P.O. Box 600, Rosemead, CA 91771-0001

Visit us at:
www.sce.com

Customer and Service Address Date Bill Prepared
WHITE FENCE FARMS MUTUAL WATER Dec 24, 2002
1049 W AVENUE M Next Meter Read on or about
LANCASTER CA 93534 Jan 24, 2003

Your Customer Account Number
2-02-607-7560
24-hr. Customer Service
1 (800) 896-1245

Service Account Rotating Outage Rate Schedule
3-002-0243-53 Group N001 TOU-PA-B

Billing summary

Amount of Previous Statement 11/22/02	\$	2,323.65
Previous Charges Due Immediately	\$	2,323.65
Current Charges	\$	1,838.51
Late Pymt Chrg	\$	20.91
Current Amount Due 01/13/03	\$	1,859.42
Your Total Balance Due	\$	4,183.07

Your current energy usage

Meter Number	Dates and Readings		Difference	Multiplier	Usage
	From	To			
ACTUAL READ					
P0726K-002349	11/21/02	12/23/02			
	11888	12099	211	80	16,880 kWh
Mid Peak	11/21/02	12/23/02			
	04964	05062	98	80	7,840 kWh
Off Peak	11/21/02	12/23/02			
	06675	06788	113	80	9,040 kWh
Demand Date	Demand From	Time To	Season	Peak	Demand
11/22/02	08:15	08:15	Winter	Mid Peak	101 kW
11/22/02	08:00	08:00	Winter	Off Peak	98 kW

Demand Meter Information

Maximum Demand : 101.0 kW

Usage Comparison	This Year	Last Year	2 Years Ago
Kilowatt-hour (kWh) used	16,880.00	13,280.00	16,000.00
Number of days	32	33	30
Average usage per day	527.50	402.42	533.33
Percent change from Last Year	31%		

Did you know. . .

LATE PAYMENT CHARGE REMINDER

Reminder - A late payment charge of 0.9% will be applied to the total unpaid balance on your account if full payment is not received by the due date on this

- Please detach stub below and return with your payment -



Southern California Edison Company
P.O. Box 600, Rosemead, CA 91771-0001

Visit us at:
www.sce.com

Customer and Service Address	Date Bill Prepared
WHITE FENCE FARMS MUTUAL WATER	Dec 24, 2002
1049 W AVENUE M	Next Meter Read on or about
LANCASTER CA 93534	Jan 24, 2003

Your Customer Account Number 2-02-607-7560 24-hr. Customer Service 1 (800) 896-1245
--

Service Account	Rotating Outage	Rate Schedule
3-002-0243-53	Group N001	TOU-PA-B

bill. For designated State agencies, the late payment charge will be applied in accordance with SCE tariffs.

IMPORTANT INFORMATION

Currently, the Rotating Outage Group number shown on the upper portion of your bill is not subject to rotating outages. However, the outage group number is subject to change at any time without notice due to electric system operating conditions.



Southern California Edison Company
P.O. Box 600, Rosemead, CA 91771-0001

Visit us at:
www.sce.com

Customer and Service Address Date Bill Prepared
WHITE FENCE FARMS MUTUAL WATER Dec 24, 2002
1049 W AVENUE M Next Meter Read on or about
LANCASTER CA 93534 Jan 24, 2003

Your Customer Account Number
2-02-607-7560
24-hr. Customer Service
1 (800) 896-1245

Service Account Rotating Outage Rate Schedule
3-002-0243-53 Group N001 TOU-PA-B

Detail of current charges: \$1,838.51

We provide two ways to look at your current charges:

1 By usage:

Billing Period - 11/21/02 to 12/23/02 (32 days) - Winter Season

Facilities Rel Demand	101 kW	x \$3.43000	\$ 346.43
Demand Charge Total			\$ 346.43
Winter Mid Peak	7,840 kWh	x \$0.11003	862.64
Winter Off Peak	9,040 kWh	x \$0.06452	583.26
Current Energy Bill			\$ 1,445.90
Customer Charge			42.80
Current Billing Detail Subtotal			\$ 1,835.13
State Tax	16,880 kWh	x \$0.00020	3.38
Current Charges Due 01/13/03			\$ 1,838.51

Your daily average cost this period is : \$ 57.45

Service Voltage : 480 Volts

Of your total charges, Franchise Fees represent : \$14.84

Average Energy Charge during this period is : 8.04 cents/kWh

2 By rate component:

Procured Energy(E)(D)	\$ 1,349.79
DWR Bond Charge (B)	7.40
Transmission Charges	48.43
Distribution Charges	377.51
Nuclear Decommissioning Charges	7.26
Public Purpose Program Charges	42.71
Other Charges	5.41
Current Charges	\$ 1,838.51

(E) The Procured Energy Charges reflect the amount included in your rate for recovery of energy procurement and generation costs. Effective September 20, 2001, your ability to enter into new contracts or arrangements to purchase electricity from another supplier was suspended by the California Public Utilities Commission.

(D) These charges include Procured Energy Charges for that portion of your energy usage provided by the Department of Water Resources (DWR) and are being collected by Southern California Edison as an agent for the DWR. DWR is collecting 9.706 cents per kilowatt-hour (kWh) for each kWh it provides.

(B) A portion of electric energy charges is being applied to Department of Water Resources (DWR) Bond Charges. These bonds were issued by DWR to cover the cost of procurement of power for customers during the energy crisis. The DWR Bond Charge reflects the cost of repaying these bonds.



Southern California Edison Company
P.O. Box 600, Rosemead, CA 91771-0001

Visit us at:
www.sce.com

WHITE FENCE FARMS MUTUAL WATER
49 W AVENUE M
NCASTER CA 93534-8144

DATE NOTICE PREPARED
Jan 15, 2003

No Further Notice May Be
Given Before Your Service
Is Terminated

Your Customer Account Number
2-02-607-7560
24-hr. Customer Service
1 (800) 990-7788

Past Due...Service Termination Notice

Payment must be received before 5 pm on 01/30/03

Utility Service Past Due Amount.....\$	1,859.42
Other Services Past Due Amount.....\$	0.00
Total Past Due Amount.....\$	1,859.42

IMPORTANT PLEASE READ

Your payment is past due. To avoid termination of service, your payment must be received by Southern California Edison before the date shown above.

Your utility service is terminated, a reconnection charge ranging from \$12.50 to \$60.00 may be required.

A deposit may be required to re-establish your credit whether or not your service is terminated.

This notice does NOT stop termination of service for any other unpaid bill.

Your utility service will NOT be terminated for other services. However, if you do not pay the total past due amount, your other services may be discontinued or result in legal action, or both.

Southern California Edison will determine how payments are applied.

How To Pay Your Bill

DO NOT MAIL YOUR PAYMENT as it may not be received in time. You may pay your bill through a Southern California Edison approved electronic payment method or bring your notice to a Southern California Edison authorized payment location.

1-664)

- Bring in this entire Past Due Service Termination Notice when you pay -

Payment
Stub

For payment
location, call:
(800) 747-8908

Make check payable to Southern California Edison

Please pay total amount now due		\$1,859.42
Thank you for paying promptly	Pay Before 5 pm on 01/30/03	Enter the amount you paid \$

Your Customer Account #: 2-02-607-7560



WHITE FENCE FARMS MUTUAL WATER
41901 20TH ST W
PALMDALE CA 93551-1315

pd.
Check
9163

02 607 7560 00000060 000000000000185942000185942



Southern California Edison Company
P.O. Box 600, Rosemead, CA 91064-0600

Visit us at
www.sce.com

Customer and Service Address **Date Bill Prepared**
WHITE FENCE FARMS MUTUAL WATER Jan 25, 2003
1049 W AVENUE M Next Meter Read on or about
LANCASTER CA 93534 Feb 25, 2003

Service Account **Rotating Outage** **Rate Schedule**
3-002-0243-53 Group N001 TOU-PA-B

Your Customer Account Number
2-02-607-7560
24-hr. Customer Service
1 (800) 896-1245

Billing summary

Amount of Previous Statement 12/24/02	\$	4,183.07
Payment received 12/30/02 - Thank you	\$	(2,323.65)
Payment received 01/15/03 - Thank you	\$	(1,859.42)
Balance Before Current Charges	\$	0.00
Current Charges	\$	1,522.59
Late Pymt Chrg	\$	16.74
Current Amount Due 02/13/03	\$	1,539.33
Your Total Balance Due	\$	1,539.33

Your current energy usage

Meter Number	Dates and Readings		Difference	Multiplier	Usage
	From	To			
ACTUAL READ					
P0726K-002349	12/23/02	01/23/03			
	12099	12262	163	80	13,040 kWh
Mid Peak	12/23/02	01/23/03			
	05062	05149	87	80	6,960 kWh
Off Peak	12/23/02	01/23/03			
	06788	06864	76	80	6,080 kWh
Demand Date	Demand From	Time To	Season	Peak	Demand
12/30/02	11:30	11:30	Winter	Mid Peak	94 kW
01/19/03	08:30	08:30	Winter	Off Peak	94 kW

Demand Meter Information

Maximum Demand : 94.0 kW

Usage Comparison	This Year	Last Year	2 Years Ago
kWh used	13,040.00	10,240.00	12,480.00
Number of days	31	30	33
Average usage per day	420.65	341.33	378.18
Percent change from Last Year	23%		

Did you know. . .

LATE PAYMENT CHARGE REMINDER

- Please detach stub below and return with your payment -



Southern California Edison Company
P.O. Box 600, Rosemead, CA 91771-0001

Visit us at:
www.sce

Customer and Service Address Date Bill Prepared
WHITE FENCE FARMS MUTUAL WATER Jan 25, 2003
049 W AVENUE M Next Meter Read on or about
ANCASTR CA 93534 Feb 25, 2003

Your Customer Account Number

2-02-607-7560

24-hr. Customer Service

1 (800) 896-1245

Service Account Rotating Outage Rate Schedule
1-002-0243-53 Group N001 TOU-PA-B

Reminder - A late payment charge of 0.9% will be applied to the total unpaid balance on your account if full payment is not received by the due date on this bill. For designated State agencies, the late payment charge will be applied in accordance with SCE tariffs.

IMPORTANT INFORMATION

Currently, the Rotating Outage Group number shown on the upper portion of your bill is not subject to rotating outages. However, the outage group number is subject to change at any time without notice due to electric system operating conditions.

Customer and Service Address **Date Bill Prepared**
WHITE FENCE FARMS MUTUAL WATER Jan 25, 2003
1049 W AVENUE M Next Meter Read on or about
LANCASTER CA 93534 Feb 25, 2003

Your Customer Account Number
2-02-607-7560
24-hr. Customer Service
1 (800) 896-1245

Service Account **Rotating Outage** **Rate Schedule**
3-002-0243-53 Group N001 TOU-PA-B

Detail of current charges: \$1,522.59

We provide two ways to look at your current charges:

1 By usage:

Billing Period - 12/23/02 to 01/23/03 (31 days) - Winter Season

Facilities Rel Demand	94 kW	x \$3.38000	x 22/31 days	\$	225.48
Facilities Rel Demand	94 kW	x \$3.43000	x 9/31 days		93.61

Demand Charge Total		\$	319.09
---------------------	--	----	--------

Winter Mid Peak	6,960 kWh	x \$0.11003	765.81
Winter Off Peak	6,080 kWh	x \$0.06452	392.28

Current Energy Bill		\$	1,158.09
---------------------	--	----	----------

Customer Charge			42.80
-----------------	--	--	-------

Current Billing Detail Subtotal		\$	1,519.98
---------------------------------	--	----	----------

State Tax	13,040 kWh	x \$0.00020	2.61
-----------	------------	-------------	------

Current Charges Due 02/13/03		\$	1,522.59
-------------------------------------	--	-----------	-----------------

Your daily average cost this period is : \$ 49.12

Service Voltage : 480 Volts

Of your total charges, Franchise Fees represent : \$12.29

Average Energy Charge during this period is : 8.31 cents/kWh

2 By rate component:

Procured Energy(E)(D)	\$	991.82
DWR Bond Charge (B)		91.41
Transmission Charges		51.31
Distribution Charges		343.52
Nuclear Decommissioning Charges		5.61
Public Purpose Program Charges		32.99
Other Charges		5.93

Current Charges		\$	1,522.59
------------------------	--	-----------	-----------------

- (E) The Procured Energy Charges reflect the amount included in your rate for recovery of energy procurement and generation costs. Effective September 20, 2001, your ability to enter into new contracts or arrangements to purchase electricity from another supplier was suspended by the California Public Utilities Commission.
- (D) These charges include Procured Energy Charges for that portion of your energy usage provided by the Department of Water Resources (DWR) and are being collected by Southern California Edison as an agent for the DWR. DWR is collecting 9.706 cents per kilowatt-hour (kWh) for each kWh it provides.
- (B) A portion of electric energy charges is being applied to Department of Water Resources (DWR) Bond Charges. These bonds were issued by DWR to cover the cost of procurement of power for customers during the energy crisis. The DWR Bond Charge reflects the cost of repaying these bonds.

WHITE FENCE FARMS MUTUAL WATER CO.

41901 N. 20TH STREET WEST
PALMDALE, CA 93551

9436

PAY
TO THE
ORDER OF

SCE

DATE

2/4/03

16-24
1220 4525

One thousand five hundred thirty-nine dollars and 33/100 \$1,539.33



Wells Fargo Bank, N.A.
California
www.wellsfargo.com

DOLLARS



FOR 3-002-0243-53

Michael G. Smith

Kilowatt-hour (kWh) used
Number of days
Average usage per day
Percent change from Last Year

13,040.00	10,240.00	12,480.00
31	30	33
420.65	341.33	378.18
23%		

Did you know...

LATE PAYMENT CHARGE REMINDER

(14-574)

- Please detach stub below and return with your payment -

Payment Stub

For payment location, call:
(800)747-8908

Make check payable to Southern California Edison

Please pay total amount now due.

\$1,539.33

Thank you for paying promptly

Past due if not paid by 02/13/03

Enter the amount you paid \$1,539.33

Your Customer Account #: 2-02-607-7560

CSS0125.P4.0248.041930 01 AV 0.278 **C002

WHITE FENCE FARMS MUTUAL WATER
41901 20TH ST W
PALMDALE CA 93551-1315

P.O. Box 600
Rosemead, Ca
91771-0001

02 607 7560 00000066 000000000000153933000153933



Southern California Edison Company
P.O. Box 300, Rosemead, CA 91071-0001

Visit us at:
www.sce.com

Customer and Service Address

WHITE FENCE FARMS MUTUAL WATER
1049 W AVENUE M
LANCASTER CA 93534

Date Bill Prepared

Feb 26, 2003

Next Meter Read on or about
March 26, 2003

Your Customer Account Number

2-02-607-7560

24-hr. Customer Service

1 (800) 896-1245

Service Account

3-002-0243-53

Rotating Outage

Group N001

Rate Schedule

TOU-PA-B

Billing summary

Amount of Previous Statement 01/25/03	\$	1,539.33	
Payment received 02/07/03 - Thank you	\$	(1,539.33)	
Balance Before Current Charges	\$		0.00
Current Charges	\$	1,768.31	
Current Charges Due 03/17/03	\$		1,768.31
Your Total Balance Due	\$	1,768.31	

Your current energy usage

Meter Number	Dates and Readings		Difference	Multiplier	Usage
	From	To			
ACTUAL READ					
P0726K-002349	01/23/03	02/25/03			
	12262	12468	206	80	16,480 kWh
Mid Peak	01/23/03	02/25/03			
	05149	05239	90	80	7,200 kWh
Off Peak	01/23/03	02/25/03			
	06864	06980	116	80	9,280 kWh
Demand Date	Demand From	Time To	Season	Peak	Demand
02/10/03	10:45	10:45	Winter	Mid Peak	98 kW
02/01/03	10:45	10:45	Winter	Off Peak	96 kW

Demand Meter Information

Maximum Demand : 98.0 kW

Usage Comparison

	This Year	Last Year	2 Years Ago
Kilowatt-hour (kWh) used	16,480.00	80.00	9,280.00
Number of days	33	31	31
Average usage per day	499.39	2.58	299.35
Percent change from Last Year	19256%		

Did you know. . .

LATE PAYMENT CHARGE REMINDER

Reminder - A late payment charge of 0.9% will be applied to the total unpaid balance on your account if full payment is not received by the due date on this

- Please detach stub below and return with your payment -



Southern California Edison Company
P.O. Box 300, Rosemead, CA 91771-0001

Visit us at:
www.sce.com

Customer and Service Address	Date Bill Prepared
WHITE FENCE FARMS MUTUAL WATER	Feb 26, 2003
1049 W AVENUE M	Next Meter Read on or about
LANCASTER CA 93534	March 26, 2003

Your Customer Account Number

2-02-607-7560

24-hr. Customer Service

1 (800) 896-1245

Service Account	Rotating Outage	Rate Schedule
3-002-0243-53	Group N001	TOU-PA-B

bill. For designated State agencies, the late payment charge will be applied in accordance with SCE tariffs.

IMPORTANT INFORMATION

Currently, the Rotating Outage Group number shown on the upper portion of your bill is not subject to rotating outages. However, the outage group number is subject to change at any time without notice due to electric system operating conditions.



Southern California Edison Company
P.O. Box 600, Rosemead, CA 91771-0001

Visit us at:
www.sce.com

Customer and Service Address Date Bill Prepared
WHITE FENCE FARMS MUTUAL WATER Feb 26, 2003
1049 W AVENUE M Next Meter Read on or about
LANCASTER CA 93534 March 26, 2003

Your Customer Account Number
2-02-607-7560
24-hr. Customer Service
1 (800) 896-1245

Service Account Rotating Outage Rate Schedule
3-002-0243-53 Group N001 TOU-PA-B

Detail of current charges: \$1,768.31

We provide two ways to look at your current charges:

1 By usage:

Billing Period - 01/23/03 to 02/25/03 (33 days) - Winter Season

Facilities Rel Demand	98 kW	x \$3.38000	\$	331.24
-----------------------	-------	-------------	----	--------

Demand Charge Total			\$	331.24
---------------------	--	--	----	--------

Winter Mid Peak	7,200 kWh	x \$0.11003		792.22
Winter Off Peak	9,280 kWh	x \$0.06452		598.75

Current Energy Bill			\$	1,390.97
---------------------	--	--	----	----------

Customer Charge				42.80
-----------------	--	--	--	-------

Current Billing Detail Subtotal			\$	1,765.01
---------------------------------	--	--	----	----------

State Tax	16,480 kWh	x \$0.00020		3.30
-----------	------------	-------------	--	------

Current Charges Due 03/17/03			\$	1,768.31
-------------------------------------	--	--	-----------	-----------------

Your daily average cost this period is : \$ 53.59

Service Voltage : 480 Volts

Of your total charges, Franchise Fees represent : \$14.27

Average Energy Charge during this period is : 7.82 cents/kWh

2 By rate component:

Procured Energy(E)(D)	\$ 1,178.52
DWR Bond Charge (B)	110.83
Transmission Charges	55.04
Distribution Charges	366.73
Nuclear Decommissioning Charges	7.09
Public Purpose Program Charges	41.69
Other Charges	8.41

Current Charges	\$ 1,768.31
------------------------	--------------------

- E) The Procured Energy Charges reflect the amount included in your rate for recovery of energy procurement and generation costs. Effective September 20, 2001, your ability to enter into new contracts or arrangements to purchase electricity from another supplier was suspended by the California Public Utilities Commission.
- D) These charges include Procured Energy Charges for that portion of your energy usage provided by the Department of Water Resources (DWR) and are being collected by Southern California Edison as an agent for the DWR. DWR is collecting 9.706 cents per kilowatt-hour (kWh) for each kWh it provides.
- B) A portion of electric energy charges is being applied to Department of Water Resources (DWR) Bond Charges. These bonds were issued by DWR to cover the cost of procurement of power for customers during the energy crisis. The DWR Bond Charge reflects the cost of repaying these bonds.

9463

WHITE FENCE FARMS MUTUAL WATER CO.

41901 N. 20TH STREET WEST
PALMDALE, CA 93551

DATE

3/4/03

16-24
1220 4525PAY
TO THE
ORDER OF

SCE

One thousand seven hundred sixty eight dollars and 31/100

\$ 1,768.31

DOLLARS

Wells Fargo Bank, N.A.
California
www.wellsfargo.com

FOR 2-02-607-7560

Michael Gots
Chris Spink

Current Charges

1,768.31

Current Charges Due 03/17/03

\$ 1,768.31

Your Total Balance Due

\$ 1,768.31

Your current energy usage

Meter Number	Dates and Readings		Difference	Multiplier	Usage
	From	To			
ACTUAL READ					
P0726K-002349	01/23/03	02/25/03			
	12262	12468	206	80	16,480 kWh
Mid Peak	01/23/03	02/25/03			
	05149	05239	90	80	7,200 kWh
Off Peak	01/23/03	02/25/03			
	06864	06980	116	80	9,280 kWh
Demand Date	Demand From	Time To	Season	Peak	Demand
02/10/03	10:45	10:45	Winter	Mid Peak	98 kW
02/01/03	10:45	10:45	Winter	Off Peak	96 kW

Demand Meter Information

Maximum Demand : 98.0 kW

Usage Comparison	This Year	Last Year	2 Years Ago
Kilowatt-hour (kWh) used	16,480.00	80.00	9,280.00
Number of days	33	31	31
Average usage per day	499.39	2.58	299.35
Percent change from Last Year	19256%		

Did you know. . .

LATE PAYMENT CHARGE REMINDER

Reminder - A late payment charge of 0.9% will be applied to the total unpaid balance on your account if full payment is not received by the due date on this

(14-574)

- Please detach stub below and return with your payment -

Payment
Stub

Please pay total amount now due

\$1,768.31

For payment
location, call:
(800)747-8908Thank you for
paying promptlyPast due if not
paid by 03/17/03Enter the amount you
paid \$

Make check payable to Southern California Edison

Your Customer Account #: 2-02-607-7560

CSS0226.P4.0241.040156 01 AV 0.278 **C002

WHITE FENCE FARMS MUTUAL WATER
41901 20TH ST W
PALMDALE CA 93551-1315P.O. Box 600
Rosemead, Ca
91771-0001

02 607 7560 00000069 000000000000176831000176831



Southern California Edison Company
P.O. Box 600, Rosemead, CA 91771-0001

Visit us at:
www.sce.com

Customer and Service Address Date Bill Prepared
WHITE FENCE FARMS MUTUAL WATER March 27, 2003
1049 W AVENUE M Next Meter Read on or about
LANCASTER CA 93534 April 24, 2003

Service Account Rotating Outage Rate Schedule
3-002-0243-53 Group N001 TOU-PA-B

Your Customer Account Number
2-02-607-7560
24-hr. Customer Service
1 (800) 896-1245

Billing summary

Amount of Previous Statement 02/26/03	\$	1,768.31
Payment received 03/10/03 - Thank you	\$	(1,768.31)
Balance Before Current Charges	\$	0.00
Current Charges	\$	1,657.77
Current Charges Due 04/15/03	\$	1,657.77
Your Total Balance Due	\$	1,657.77

Your current energy usage

Meter Number	Dates and Readings		Difference	Multiplier	Usage
	From	To			
ACTUAL READ					
P0726K-002349	02/25/03	03/26/03			
	12468	12652	184	80	14,720 kWh
Mid Peak	02/25/03	03/26/03			
	05239	05329	90	80	7,200 kWh
Off Peak	02/25/03	03/26/03			
	06980	07074	94	80	7,520 kWh
Demand Date	Demand From	Time To	Season	Peak	Demand
03/12/03	10:45	10:45	Winter	Mid Peak	99 kW
03/22/03	18:45	18:45	Winter	Off Peak	94 kW

Demand Meter Information

Maximum Demand : 99.0 kW

Usage Comparison	This Year	Last Year	2 Years Ago
Kilowatt-hour (kWh) used	14,720.00	16,160.00	7,600.00
Number of days	29	31	31
Average usage per day	507.59	521.29	245.16
Percent change from Last Year	(3)%		

Did you know. . .

LATE PAYMENT CHARGE REMINDER

Reminder - A late payment charge of 0.9% will be applied to the total unpaid balance on your account if full payment is not received by the due date on this

- Please detach stub below and return with your payment -



Southern California Edison Company
P.O. Box 600, Rosemead, CA 91771-0001

Visit us at:
www.sce.com

Customer and Service Address	Date Bill Prepared
WHITE FENCE FARMS MUTUAL WATER	March 27, 2003
1049 W AVENUE M	Next Meter Read on or about
LANCASTER CA 93534	April 24, 2003

Your Customer Account Number

2-02-607-7560

24-hr. Customer Service

1 (800) 896-1245

Service Account	Rotating Outage	Rate Schedule
3-002-0243-53	Group N001	TOU-PA-B

bill. For designated State agencies, the late payment charge will be applied in accordance with SCE tariffs.

IMPORTANT INFORMATION

Currently, the Rotating Outage Group number shown on the upper portion of your bill is not subject to rotating outages. However, the outage group number is subject to change at any time without notice due to electric system operating conditions.



Southern California Edison Company
P.O. Box 600, Rosemead, CA 91771-0001

Visit us at:
www.sce.com

Customer and Service Address Date Bill Prepared
WHITE FENCE FARMS MUTUAL WATER March 27, 2003
1049 W AVENUE M
LANCASTER CA 93534 Next Meter Read on or about
April 24, 2003

Service Account Rotating Outage Rate Schedule
3-002-0243-53 Group N001 TOU-PA-B

Your Customer Account Number
2-02-607-7560
24-hr. Customer Service
1 (800) 896-1245

Detail of current charges: \$1,657.77

We provide two ways to look at your current charges:

1 By usage:

Billing Period - 02/25/03 to 03/26/03 (29 days) - Winter Season

Facilities Rel Demand	99 kW	x \$3.38000	\$ 334.62
Demand Charge Total			\$ 334.62
Winter Mid Peak	7,200 kWh	x \$0.11003	792.22
Winter Off Peak	7,520 kWh	x \$0.06452	485.19
Current Energy Bill			\$ 1,277.41
Customer Charge			42.80
Current Billing Detail Subtotal			\$ 1,654.83
State Tax	14,720 kWh	x \$0.00020	2.94
Current Charges Due 04/15/03			\$ 1,657.77

Your daily average cost this period is : \$ 57.16

Service Voltage : 480 Volts

Of your total charges, Franchise Fees represent : \$13.38

Average Energy Charge during this period is : 8.07 cents/kWh

2 By rate component:

Procured Energy(E)(D)	\$ 1,112.19
DWR Bond Charge (B)	75.51
Transmission Charges	55.69
Distribution Charges	363.31
Nuclear Decommissioning Charges	6.33
Public Purpose Program Charges	37.24
Other Charges	7.50
Current Charges	\$ 1,657.77

- (E) The Procured Energy Charges reflect the amount included in your rate for recovery of energy procurement and generation costs. Effective September 20, 2001, your ability to enter into new contracts or arrangements to purchase electricity from another supplier was suspended by the California Public Utilities Commission.
- (D) These charges include Procured Energy Charges for that portion of your energy usage provided by the Department of Water Resources (DWR) and are being collected by Southern California Edison as an agent for the DWR. DWR is collecting 9.706 cents per kilowatt-hour (kWh) for each kWh it provides.
- (B) A portion of electric energy charges is being applied to Department of Water Resources (DWR) Bond Charges. These bonds were issued by DWR to cover the cost of procurement of power for customers during the energy crisis. The DWR Bond Charge reflects the cost of repaying these bonds.

PAY
THE
IN OF



Wells Fargo Bank, N.A.
California
www.wellsfargo.com

FOR

EDISON
One Thousand & Nine Hundred & Eighty Seven & 81/100
\$ 1987.81

DATE

31/03

18-24
1220 4525

DOLLARS



Security Features
Detailed on back.

David L. Pearce

31/03

MP



Southern California Edison Company
P.O. Box 600, Rosemead CA 91771-0001

Visit us at:
www.sce.com

Customer and Service Address

WHITE FENCE FARMS MUTUAL WATER
49 W AVENUE M
ANCASTR CA 93534

Date Bill Prepared

April 24, 2003

Next Meter Read on or about

May 23, 2003

Your Customer Account Number

2-02-607-7560

Customer Service

1 (800) 896-1245

Service Account

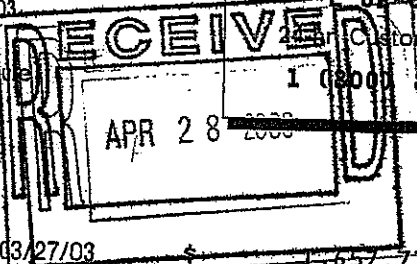
002-0243-53

Rotating Outage

Group N001

Rate Schedule

TOU-PA-B



Billing summary

Amount of Previous Statement 03/27/03	\$	1,657.77
Payment received 04/07/03 - Thank you	\$	(1,657.77)
Balance Before Current Charges	\$	0.00
Current Charges	\$	1,892.33
Current Charges Due 05/13/03	\$	1,892.33
Your Total Balance Due	\$	1,892.33

Your current energy usage

Meter Number	Dates and Readings		Difference	Multiplier	Usage
	From	To			
ACTUAL READ					
P0726K-002349	03/26/03	04/23/03			
	12652	12873	221	80	17,680 kWh
Mid Peak	03/26/03	04/23/03			
	05329	05441	112	80	8,960 kWh
Off Peak	03/26/03	04/23/03			
	07074	07183	109	80	8,720 kWh
Demand Date	Demand From	Time To	Season	Peak	Demand
04/09/03	08:30	08:30	Winter	Mid Peak	101 kW
03/31/03	07:00	07:00	Winter	Off Peak	100 kW

Demand Meter Information

Maximum Demand: 101.0 kW

Usage Comparison

	This Year	Last Year	2 Years Ago
Kilowatt-hour (kWh) used	17,680.00	27,680.00	20,000.00
Number of days	28	29	29
Average usage per day	631.43	954.48	689.66
Percent change from Last Year	(34)%		

Did you know...

LATE PAYMENT CHARGE REMINDER

Reminder - A late payment charge of 0.9% will be applied to the total unpaid balance on your account if full payment is not received by the due date on this

- Please detach stub below and return with your payment -



Southern California Edison Company
P.O. Box 600, Rosemead, CA 91771-0001

Visit us at:
www.sce.com

Customer and Service Address Date Bill Prepared
WHITE FENCE FARMS MUTUAL WATER April 24, 2003
1049 W AVENUE M Next Meter Read on or about
LANCASTER CA 93534 May 23, 2003

Service Account Rotating Outage Rate Schedule
3-002-0243-53 Group N001 TOU-PA-B

Your Customer Account Number
2-02-607-7560
24-hr. Customer Service
1 (800) 896-1245

bill. For designated State agencies, the late payment charge will be applied in accordance with SCE tariffs.

IMPORTANT INFORMATION

Currently, the Rotating Outage Group number shown on the upper portion of your bill is not subject to rotating outages. However, the outage group number is subject to change at any time without notice due to electric system operating conditions.

ELECTRIC DEFERRED REFUND...

SCE customers of record on 1/1/2003, who were also SCE customers during 2002, are eligible for a one-time Electric Deferred Refund credit based on their 2002 electric use. Your refund appears as a credit on this bill.

4/28
#9540



Southern California Edison Company
P.O. Box 600, Rosemead, CA 91771-0001

Visit us at:
www.sce.com

Customer and Service Address Date Bill Prepared
WHITE FENCE FARMS MUTUAL WATER April 24, 2003
1049 W AVENUE M Next Meter Read on or about
LANCASTER CA 93534 May 23, 2003

Your Customer Account Number
2-02-607-7560
24-hr. Customer Service
1 (800) 896-1245

Service Account Rotating Outage Rate Schedule
3-002-0243-53 Group N001 TOU-PA-B

Detail of current charges: \$1,892.33

We provide two ways to look at your current charges:

1 By usage:

Billing Period - 03/26/03 to 04/23/03 (28 days) - Winter Season

Facilities Rel Demand	101 kW	x \$3.38000	\$ 341.38
Demand Charge Total			\$ 341.38
Winter Mid Peak	8,960 kWh	x \$0.11003	985.87
Winter Off Peak	8,720 kWh	x \$0.06452	562.61
Current Energy Bill			\$ 1,548.48
Customer Charge			42.80
Electric Deferred Refund			(43.87)
Current Billing Detail Subtotal			\$ 1,888.79
State Tax	17,680 kWh	x \$0.00020	3.54
Current Charges Due 05/13/03			\$ 1,892.33

Your daily average cost this period is : \$ 67.58

Service Voltage : 480 Volts

Of your total charges, Franchise Fees represent : \$15.27

Average Energy Charge during this period is : 8.14 cents/kWh

2 By rate component:

Procured Energy(E)(D)	\$ 1,348.06
DWR Bond Charge (B)	90.70
Transmission Charges	56.68
Distribution Charges	379.41
Nuclear Decommissioning Charges	7.60
Public Purpose Program Charges	44.73
Electric Deferred Refund	(43.87)
Other Charges	9.02
Current Charges	\$ 1,892.33

(E) The Procured Energy Charges reflect the amount included in your rate for recovery of energy procurement and generation costs. Effective September 20, 2001, your ability to enter into new contracts or arrangements to purchase electricity from another supplier was suspended by the California Public Utilities Commission.

(D) These charges include Procured Energy Charges for that portion of your energy usage provided by the Department of Water Resources (DWR) and are being collected by Southern California Edison as an agent for the DWR. DWR is collecting 9.706 cents per kilowatt-hour (kWh) for each kWh it provides.

(B) A portion of electric energy charges is being applied to Department of Water Resources (DWR) Bond Charges. These bonds were issued by DWR to cover the cost of procurement of power for customers during the energy crisis. The DWR Bond Charge reflects the cost of repaying these bonds.

PAY
TO THE
ORDER OF

Four Thousand & Two Hundred & Twenty Seven & 50/100 \$ 4237.50

So. Cal. Edison

DATE

12/20/01

DOLLARS

MP



Wells Fargo Bank, N.A.
California
www.wellsfargo.com

FOR

James M. Muelhaupt
Manager & Treasurer

MP



Southern California Edison Company
P.O. Box 61000, Sacramento, CA 95833-0001

Visit us at:
www.sce.com

Customer and Service Address

WHITE FENCE FARMS MUTUAL WATER
1049 W AVENUE M
LANCASTER CA 93534

Date Bill Prepared

May 23, 2003

Next Meter Read on or about

June 24, 2003

Your Customer Account Number

2-02-607-7560

24-hr. Customer Service

1 (800) 896-1245

Service Account

3-002-0243-53


Rotating Outage

Group N001

Rate Schedule

TOU-PA-B

MAY 27 2003



Billing summary

Amount of Previous Statement 04/24/03	\$	1,892.33
Payment received 05/01/03 - Thank you	\$	(1,892.33)
Balance Before Current Charges	\$	0.00
Current Charges	\$	2,540.34
Current Charges Due 06/11/03	\$	2,540.34
Your Total Balance Due	\$	2,540.34

Your current energy usage

Site 2

Meter Number	Dates and Readings From	To	Difference	Multiplier	Usage
ACTUAL READ					
P0726K-002349	04/23/03	05/22/03			
	12873	13180	307	80	24,560 kWh
Mid Peak	04/23/03	05/22/03			
	05441	05566	125	80	10,000 kWh
Off Peak	04/23/03	05/22/03			
	07183	07365	182	80	14,560 kWh
Demand Date	Demand From	Time To	Season	Peak	Demand
05/15/03	11:15	11:15	Winter	Mid Peak	134 kW
05/22/03	07:15	07:15	Winter	Off Peak	106 kW

Demand Meter Information

Maximum Demand : 134.0 kW

Usage Comparison

Kilowatt-hour (kWh) used

Number of days

Average usage per day

Percent change from Last Year

This Year	Last Year	2 Years Ago
24,560.00	30,240.00	8,480.00
29	28	29
846.90	1,080.00	292.41
(23.1)		

APPROVED
FOR PAYMENT

0685

LATE PAYMENT CHARGE REMINDER

Reminder - A late payment charge of 0.9% will be applied to the total unpaid balance on your account if full payment is not received by the due date on this

- Please detach stub below and return with your payment -



Southern California Edison Company
P.O. Box 60000
Sacramento, CA 95833-0001

Visit us at:
www.sce.com

Customer and Service Address	Date Bill Prepared
WHITE FENCE FARMS MUTUAL WATER	May 23, 2003
1049 W AVENUE M	Next Meter Read on or about
LANCASTER CA 93534	June 24, 2003

Your Customer Account Number 2-02-607-7560 24-hr. Customer Service 1 (800) 896-1245
--

Service Account	Rotating Outage	Rate Schedule
3-002-0243-53	Group N001	TOU-PA-B

bill. For designated State agencies, the late payment charge will be applied in accordance with SCE tariffs.

IMPORTANT INFORMATION

Currently, the Rotating Outage Group number shown on the upper portion of your bill is not subject to rotating outages. However, the outage group number is subject to change at any time without notice due to electric system operating conditions.



Southern California Edison Company
P.O. Box 60000
San Jose, CA 95177-0001

Visit us at:
www.sce.com

Customer and Service Address Date Bill Prepared
WHITE FENCE FARMS MUTUAL WATER May 23, 2003
049 W AVENUE M Next Meter Read on or about
ANCASTR CA 93534 June 24, 2003

Your Customer Account Number

2-02-607-7560

24-hr. Customer Service

1 (800) 896-1245

Service Account Rotating Outage Rate Schedule
1-002-0243-53 Group N001 TOU-PA-B

Detail of current charges: \$2,540.34

We provide two ways to look at your current charges:

1 By usage:

Billing Period - 04/23/03 to 05/22/03 (29 days) - Winter Season

Facilities Rel Demand	134 kW	x \$3.38000	\$ 452.92
Demand Charge Total			\$ 452.92
Winter Mid Peak	10,000 kWh	x \$0.11003	1,100.30
Winter Off Peak	14,560 kWh	x \$0.06452	939.41
Current Energy Bill			\$ 2,039.71
Customer Charge			42.80
Current Billing Detail Subtotal			\$ 2,535.43
State Tax	24,560 kWh	x \$0.00020	4.91
Current Charges Due 06/11/03			\$ 2,540.34

Your daily average cost this period is : \$ 87.60

Service Voltage : 480 Volts

Of your total charges, Franchise Fees represent : \$20.50

Average Energy Charge during this period is : 7.67 cents/kWh

2 By rate component:

Procured Energy(E)(D)	\$ 1,757.49
DWR Bond Charge (B)	125.99
Transmission Charges	75.15
Distribution Charges	496.49
Nuclear Decommissioning Charges	10.56
Public Purpose Program Charges	62.14
Other Charges	12.52
Current Charges	\$ 2,540.34

- E) The Procured Energy Charges reflect the amount included in your rate for recovery of energy procurement and generation costs. Effective September 20, 2001, your ability to enter into new contracts or arrangements to purchase electricity from another supplier was suspended by the California Public Utilities Commission.
- D) These charges include Procured Energy Charges for that portion of your energy usage provided by the Department of Water Resources (DWR) and are being collected by Southern California Edison as an agent for the DWR. DWR is collecting 9.706 cents per kilowatt-hour (kWh) for each kWh it provides.
- B) A portion of electric energy charges is being applied to Department of Water Resources (DWR) Bond Charges. These bonds were issued by DWR to cover the cost of procurement of power for customers during the energy crisis. The DWR Bond Charge reflects the cost of repaying these bonds.

9600

WHITE FENCE FARMS MUTUAL WATER CO.

41901 N. 20TH STREET WEST
PALMDALE, CA 93551

DATE

7/01/03

16-24
1220 4525

PAY
TO THE
ORDER OF

SO. CAL. EDISON

\$ 3965.00

DOLLARS



Security Features
Included.
Depend on Bank.



Wells Fargo Bank, N.A.
California
www.wellsfargo.com

FOR

2-02-607.7560

MP



Southern California Edison Company
P.O. Box 600, Rosemead, CA 91771-0001

Visit us at:
www.sce.com

Customer and Service Address: WHITE FENCE FARMS MUTUAL WATER
1049 W AVENUE M
LANCASTER CA 93534

Date Bill Prepared: June 24, 2003
Next Meter Read on or about: July 24, 2003

Your Customer Account Number
2-02-607-7560
24-hr. Customer Service
1 (800) 896-1245

Service Account: 3-002-0243-53
Rotating Outage: Group N001
Rate Schedule: TOU-PA-B

Billing summary

Amount of Previous Statement 05/23/03	\$	2,540.34
Payment received 06/06/03 - Thank you	\$	(2,540.34)
Balance Before Current Charges	\$	0.00
Current Charges	\$	3,965.80
Current Charges Due 07/14/03	\$	3,965.80
Your Total Balance Due	\$	3,965.80

Your current energy usage

Meter Number	From	To	Difference	Multiplier	Usage
APPROVED FOR PAYMENT					
ACTUAL READ P0726K-002349	05/22/03	06/23/03	9600		
On Peak	13180	13707	527	80	42,160 kWh
Mid Peak	00249	00262	13	80	1,040 kWh
Off Peak	05611	05775	164	80	13,120 kWh
Mid Peak	07462	07670	208	80	16,640 kWh
Off Peak	05566	05611	45	80	3,600 kWh
Off Peak	07365	07462	97	80	7,760 kWh

Demand Date	Demand From	Time To	Season	Peak	Demand
06/17/03	12:30	12:30	Summer	On Peak	19 kW
06/04/03	08:15	08:15	Summer	Mid Peak	110 kW
06/19/03	07:15	07:15	Summer	Off Peak	115 kW
05/30/03	09:30	09:30	Winter	Mid Peak	106 kW
05/31/03	07:30	07:30	Winter	Off Peak	106 kW

Demand Meter Information
Maximum Demand : 115.0 kW

- Please detach stub below and return with your payment -



Southern California Edison Company
P.O. Box 600, Rosemead, CA 91771-0001

Visit us at:
www.sce.com

Customer and Service Address Date Bill Prepared
WHITE FENCE FARMS MUTUAL WATER June 24, 2003
1049 W AVENUE M Next Meter Read on or about
LANCASTER CA 93534 July 24, 2003

Your Customer Account Number
2-02-607-7560
24-hr. Customer Service
1 (800) 896-1245

Service Account Rotating Outage Rate Schedule
3-002-0243-53 Group N001 TOU-PA-B

Usage Comparison	This Year	Last Year	2 Years Ago
Kilowatt-hour (kWh) used	42,160.00	49,520.00	9,520.00
Number of days	32	33	29
Average usage per day	1,317.50	1,500.61	328.28
Percent change from Last Year	(12)%		

Did you know. . .

LATE PAYMENT CHARGE REMINDER

Reminder - A late payment charge of 0.9% will be applied to the total unpaid balance on your account if full payment is not received by the due date on this bill. For designated State agencies, the late payment charge will be applied in accordance with SCE tariffs.

IMPORTANT INFORMATION

Currently, the Rotating Outage Group number shown on the upper portion of your bill is not subject to rotating outages. However, the outage group number is subject to change at any time without notice due to electric system operating conditions.



Southern California Edison Company
P.O. Box 200, Rosemead, CA 91771-0001

Visit us at:
www.sce.com

Customer and Service Address Date Bill Prepared
WHITE FENCE FARMS MUTUAL WATER June 24, 2003
1049 W AVENUE M Next Meter Read on or about
LANCASTER CA 93534 July 24, 2003

Your Customer Account Number
2-02-607-7560
24-hr. Customer Service
1 (800) 896-1245

Service Account Rotating Outage Rate Schedule
3-002-0243-53 Group N001 TOU-PA-B

Detail of current charges: \$3,965.80

We provide two ways to look at your current charges:

1 By usage:

Billing Period - 05/22/03 to 06/23/03 (32 days) - Winter/Summer Season

Facilities Rel Demand	115 kW	x \$3.38000	\$	388.70
Summer On Peak	19 kW	x \$7.23000 x 22/32 days		94.44

Demand Charge Total		\$	483.14
---------------------	--	----	--------

Summer On Peak	1,040 kWh	x \$0.17408	181.04
Summer Mid Peak	13,120 kWh	x \$0.09756	1,279.99
Summer Off Peak	16,640 kWh	x \$0.06452	1,073.61
Winter Mid Peak	3,600 kWh	x \$0.11003	396.11
Winter Off Peak	7,760 kWh	x \$0.06452	500.68

Current Energy Bill	\$	3,431.43
---------------------	----	----------

Customer Charge	42.80
-----------------	-------

Current Billing Detail Subtotal	\$	3,957.37
---------------------------------	----	----------

State Tax	42,160 kWh x \$0.00020	8.43
-----------	------------------------	------

Current Charges Due 07/14/03	\$ 3,965.80
-------------------------------------	--------------------

Your daily average cost this period is : \$ 123.93

Service Voltage : 480 Volts

Of your total charges, Franchise Fees represent : \$32.00

Average Energy Charge during this period is : 8.07 cents/kWh

2 By rate component:

Procured Energy(E)(D)	\$ 2,969.59
DWR Bond Charge (B)	216.28
Transmission Charges	63.46
Distribution Charges	570.19
Nuclear Decommissioning Charges	18.12
Public Purpose Program Charges	106.66
Other Charges	21.50

Current Charges	\$ 3,965.80
------------------------	--------------------

(E) The Procured Energy Charges reflect the amount included in your rate for recovery of energy procurement and generation costs. Effective September 20, 2001, your ability to enter into new contracts or arrangements to purchase electricity from another supplier was suspended by the California Public Utilities Commission.

(D) These charges include Procured Energy Charges for that portion of your energy usage provided by the Department of Water Resources (DWR) and are being collected by Southern California Edison as an agent for the DWR. DWR is collecting 9.472 cents per kilowatt-hour (kWh) for each kWh it provides.

(B) A portion of electric energy charges is being applied to Department of Water Resources (DWR) Bond Charges. These bonds were issued by DWR to cover the cost of procurement of power for customers during the energy crisis. The DWR Bond Charge reflects the cost of repaying these bonds.

PAY
TO THE
ORDER OF



Wells Fargo Bank, N.A.
California
www.wellsfargo.com

So. Cal. Edison
Eight Hundred & Twenty Four & 05

\$ 824.05

DOLLARS

Member FDIC

FOR

Douglas S. Reaver
Paul Mendicino

MP

Customer and Service Address: **TE FENCE FARMS MUTUAL WATER**
9 W AVENUE M
NCATR CA 93534

Date Bill Prepared: **July 24, 2003**
 Next Meter Read on or about: **Aug 22, 2003**

Your Customer Account Number
2-02-607-7560
 24-hr. Customer Service
1 (800) 896-1245

Service Account: **002-0243-53** Rotating Outage: **Group N001** Rate Schedule: **TOU-PA-B**

Bill Summary

Amount of Previous Statement 06/24/03 \$ 3,965.80
 Payment received 07/16/03 - Thank you \$ (3,965.80)
 Balance Before Current Charges \$ 0.00
 Current Charges \$ 4,535.49
 Late Pymt Chrg \$ 35.70
 Current Amount Due 08/12/03 \$ 4,571.19
Your Total Balance Due \$ 4,571.19

**APPROVED
FOR PAYMENT**

Your current energy usage

Meter Number	Dates and Readings		Difference	Multiplier	Usage
	From	To			
ACTUAL READ					
P0726K-002349	06/23/03	07/23/03			
On Peak	13707	14308	601	80	48,080 kWh
Mid Peak	00262	00285	23	80	1,840 kWh
Off Peak	06/23/03	07/23/03	230	80	18,400 kWh
	05775	06005	230	80	18,400 kWh
	06/23/03	07/23/03	348	80	27,840 kWh
	07670	08018			
Demand Date	Demand From	Time To	Season	Peak	Demand
07/16/03	17:15	17:15	Summer	On Peak	22 kW
07/18/03	08:15	08:15	Summer	Mid Peak	111 kW
07/17/03	07:15	07:15	Summer	Off Peak	122 kW

Demand Meter Information

Maximum Demand: 122.0 kW

Usage Comparison	This Year	Last Year	2 Years Ago
Kilowatt-hour (kWh) used	48,080.00	50,800.00	48,400.00
Number of days	30	29	32
Average usage per day	1,602.67	1,751.72	1,512.50
Percent change from Last Year	(9)%		

- Please detach stub below and return with your payment -

Customer and Service Address	Date Bill Prepared
WHITE FENCE FARMS MUTUAL WATER	July 24, 2003
1049 W AVENUE M	Next Meter Read on or about
LANCASTER CA 93534	Aug 22, 2003

Service Account	Rotating Outage	Rate Schedule
3-002-0243-53	Group N001	TOU-PA-B

Your Customer Account Number
2-02-607-7560
24-hr. Customer Service
1 (800) 896-1245

Did you know. . .**LATE PAYMENT CHARGE REMINDER**

Reminder - A late payment charge of 0.9% will be applied to the total unpaid balance on your account if full payment is not received by the due date on this bill. For designated State agencies, the late payment charge will be applied in accordance with SCE tariffs.

IMPORTANT INFORMATION

Currently, the Rotating Outage Group number shown on the upper portion of your bill is not subject to rotating outages. However, the outage group number is subject to change at any time without notice due to electric system operating conditions.

Customer and Service Address Date Bill Prepared
WHITE FENCE FARMS MUTUAL WATERJuly 24, 2003
1049 W AVENUE M Next Meter Read on or about
LANCASTER CA 93534 Aug 22, 2003

Your Customer Account Number
2-02-607-7560
24-hr. Customer Service
1 (800) 896-1245

Service Account Rotating Outage Rate Schedule
3-002-0243-53 Group N001 TOU-PA-B

Detail of current charges: \$4,535.49

We provide two ways to look at your current charges:

1 By usage:

Billing Period - 06/23/03 to 07/23/03 (30 days) - Summer Season

Facilities Rel Demand	122 kW	x \$3.38000	\$	412.36
Summer On Peak	22 kW	x \$7.23000		159.06

Demand Charge Total		\$	571.42
---------------------	--	----	--------

Summer On Peak	1,840 kWh	x \$0.17408	320.31
Summer Mid Peak	18,400 kWh	x \$0.09756	1,795.10
Summer Off Peak	27,840 kWh	x \$0.06452	1,796.24

Current Energy Bill	\$	3,911.65
---------------------	----	----------

Customer Charge	42.80
-----------------	-------

Current Billing Detail Subtotal	\$	4,525.87
---------------------------------	----	----------

State Tax	48,080 kWh x \$0.00020	9.62
-----------	------------------------	------

Current Charges Due 08/12/03	\$	4,535.49
-------------------------------------	-----------	-----------------

Your daily average cost this period is : \$ 151.18

Service Voltage : 480 Volts

Of your total charges, Franchise Fees represent : \$36.60

Average Energy Charge during this period is : 7.58 cents/kWh

2 By rate component:

Procured Energy(E)(D)	\$	3,399.72
DWR Bond Charge (B)		246.65
Transmission Charges		67.14
Distribution Charges		655.15
Nuclear Decommissioning Charges		20.67
Public Purpose Program Charges		121.64
Other Charges		24.52

Current Charges	\$	4,535.49
------------------------	-----------	-----------------

(E) The Procured Energy Charges reflect the amount included in your rate for recovery of energy procurement and generation costs. Effective September 20, 2001, your ability to enter into new contracts or arrangements to purchase electricity from another supplier was suspended by the California Public Utilities Commission.

(D) These charges include Procured Energy Charges for that portion of your energy usage provided by the Department of Water Resources (DWR) and are being collected by Southern California Edison as an agent for the DWR. DWR is collecting 9.472 cents per kilowatt-hour (kWh) for each kWh it provides.

(B) A portion of electric energy charges is being applied to Department of Water Resources (DWR) Bond Charges. These bonds were issued by DWR to cover the cost of procurement of power for customers during the energy crisis. The DWR Bond Charge reflects the cost of repaying these bonds.

WHITE FENCE FARMS MUTUAL WATER CO.
41901 N. 20TH STREET WEST
PALMDALE, CA 93551

WELLS FARGO BANK, N.A.
CALIFORNIA
WWW.WELLSFARGO.COM

18-24
4525
1220

9884

8/05/03

PAY TO THE
ORDER OF

EDISON

\$ 5235.60

Five Thousand & Two Hundred & Thirty Five & DOLLARS

James Mendenhall

MEMO

John A. Wallace

RP



Southern California Edison Company
P.O. Box 600, Rosemead, CA 91771-0001

Visit us at:
www.sce.com


Customer and Service Address Date Bill Prepared
WHITE FENCE FARMS MUTUAL WATER Aug 22, 2003
1049 W AVENUE M Next Meter Read on or about
LANCASTER CA 93534 Sept 23, 2003

Your Customer Account Number
2-02-607-7560
24-hr. Customer Service
1 (800) 896-1245

Service Account Rotating Outage Rate Schedule
3-002-0243-53 Group N001 TOU-PA-B

Billing summary

Amount of Previous Statement 07/24/03	\$	4,571.19
Payment received 08/08/03 - Thank you	(4,571.19)	
Balance Before Current Charges	\$	0.00
Current Charges	\$	3,619.46
Current Charges Due 09/10/03	\$	3,619.46
Your Total Balance Due	\$	3,619.46



Your current energy usage

Meter Number	From	To	Difference	Multiplier	Usage
ACTUAL READ					
0726K-002349	07/23/03	08/21/03			
On Peak	14308	14853	545	80	43,600 kWh
Mid Peak	07/23/03	08/21/03			
	00285	00305	20	80	1,600 kWh
Off Peak	07/23/03	08/21/03			
	06005	06222	217	80	17,360 kWh
	07/23/03	08/21/03			
	08018	08326	308	80	24,640 kWh
Demand					
Date	Demand From	Time To	Season	Peak	Demand
07/23/03	13:15	13:15	Summer	On Peak	23 kW
07/25/03	08:15	08:15	Summer	Mid Peak	111 kW
07/27/03	07:15	07:15	Summer	Off Peak	118 kW

Demand Meter Information

Maximum Demand: 118.0 kW

Usage Comparison	This Year	Last Year	2 Years Ago
Kilowatt-hour (kWh) used	43,600.00	49,680.00	44,800.00
Number of days	29	30	30
Average usage per day	1,503.45	1,656.00	1,493.33
Percent change from Last Year	(9)%		

Did you know. . .

DATE PAYMENT CHARGE REMINDER

14-5741 - Please detach stub below and return with your payment -

Customer and Service Address Date Bill Prepared
WHITE FENCE FARMS MUTUAL WATER Aug 22, 2003
1049 W AVENUE M Next Meter Read on or about
LANCASTER CA 93534 **Sept 23, 2003**

Your Customer Account Number
2-02-607-7560
 24-hr. Customer Service
1 (800) 896-1245

Service Account Rotating Outage Rate Schedule
3-002-0243-53 Group N001 TOU-PA-B

Reminder - A late payment charge of 0.9% will be applied to the total unpaid balance on your account if full payment is not received by the due date on this bill. For designated State agencies, the late payment charge will be applied in accordance with SCE tariffs.

IMPORTANT INFORMATION

Currently, the Rotating Outage Group number shown on the upper portion of your bill is not subject to rotating outages. However, the outage group number is subject to change at any time without notice due to electric system operating conditions.

OUR BILL REFLECTS A RATE DECREASE ...

As of August 1, 2003, SCE has reduced its rates! The amount of reduction you receive depends upon the rate you are on and how much electricity you use. SCE is able to provide you with a reduction in rates as a result of completing the recovery of uncollected procurement costs incurred on behalf of customers during the California energy crisis.

Detail of current charges: \$3,619.46

We provide two ways to look at your current charges:

1 By usage:

Billing Period - 07/23/03 to 08/21/03 (29 days) - Summer Season

Facilities Rel Demand	118 kW x \$3.38000	\$	398.84
Summer On Peak	23 kW x \$7.23000		166.29
Demand Charge Total		\$	565.13
Summer On Peak	1,103 kWh x \$0.12577		138.72
Summer On Peak	497 kWh x \$0.17408		86.52
Summer Mid Peak	11,972 kWh x \$0.07386		884.25
Summer Mid Peak	5,388 kWh x \$0.09756		525.65
Summer Off Peak	16,993 kWh x \$0.05145		874.29
Summer Off Peak	7,647 kWh x \$0.06452		493.38
Current Energy Bill		\$	3,002.81
Customer Charge			42.80
Current Billing Detail Subtotal		\$	3,610.74
State Tax	43,600 kWh x \$0.00020		8.72
Current Charges Due 09/10/03		\$	3,619.46

Your daily average cost this period is : \$ 124.81

Service Voltage : 480 Volts

Of your total charges, Franchise Fees represent : \$29.20

Average Energy Charge during this period is : 6.09 cents/kWh

2 By rate component:

Procured Energy	\$ 2,430.35
DWR Bond Charge	223.67
Transmission Charges	65.08
Distribution Charges	740.65
Nuclear Decommissioning Charges	19.65
Public Purpose Program Charges	117.82
Taxes and Other	22.24
Current Charges	\$ 3,619.46

Customer and Mailing Address
WHITE FENCE FARMS MUTUAL WATER
1901 20TH ST.W
ALMDALE CA 93551

Date Bill Prepared
Sept 23, 2003

Your Customer Account Number
2-02-607-7339
24-hr. Customer Service
1 (800) 990-7788

Page 1 of 1

Billing summary

Amount of Previous Statement 08/22/03	\$	8,659.41	
Payment received 09/05/03 - Thank you	\$	(8,659.41)	
Balance Before Current Charges	\$		0.00
Current Charges	\$.00
You Have A Zero Balance - Do Not Pay	\$		0.00


Summary of billing detail

Service Account	Rate Schedule	Service Address	Current Charges
1-003-4216-87 <i>to be billed at later date</i>	TOU-PA-B	41501 20TH ST W PALMDALE, CA	\$ N/A
1-003-4913-60 <i>to be billed at later date</i>	GS-1	41901 20TH ST W PALMDALE, CA	\$ N/A

Did you know. . .

OUR BILL IS UNDER CONSTRUCTION...

CE is in the process of revising your bill format. As a result, you may see both the old and new formats displayed on your bill this month as we make our transition to the new version. We apologize for any inconvenience this may cause.



CSS0923.P4.0236.041118 01 AT 0.292 **C002

WHITE FENCE FARMS MUTUAL WATER
41901 20TH ST W
PALMDALE CA 93551-1315

[illegible]



Southern California Edison Company
P.O. Box 600, Rosemead, CA 91771-0001

Visit us at:
www.sce.com

Customer and Service Address Date Bill Prepared
WHITE FENCE FARMS MUTUAL WATER Sept 24, 2003
1049 W AVENUE M Next Meter Read on or about
LANCASTER CA 93534 Oct 23, 2003

Service Account Rotating Outage Rate Schedule
3-002-0243-53 Group N001 TOU-PA-B

Your Customer Account Number
2-02-607-7560
24-hr. Customer Service
1 (800) 896-1245

Billing summary

Amount of Previous Statement 08/22/03	\$	3,619.46
Payment received 09/05/03 - Thank you	\$	(3,619.46)
Balance Before Current Charges	\$	0.00
Current Charges	\$	1,223.90
Current Charges Due 10/14/03	\$	1,223.90
Your Total Balance Due	\$	1,223.90

Your current energy usage

Meter Number	From	To	Difference	Multiplier	Usage
ACTUAL READ					
0726K-002349	08/21/03	09/23/03			
On Peak	14853	15433	580	80	46,400 kWh
Mid Peak	00305	00325	20	80	1,600 kWh
Off Peak	06222	06456	234	80	18,720 kWh
	08326	08652	326	80	26,080 kWh

Demand Date	Demand Time From	To	Season	Peak	Demand
09/03/03	13:45	13:45	Summer	On Peak	25 kW
08/25/03	08:30	08:30	Summer	Mid Peak	108 kW
09/15/03	07:00	07:00	Summer	Off Peak	119 kW

Demand Meter Information

Maximum Demand: 119.0 kW

Usage Comparison	This Year	Last Year	2 Years Ago
Kilowatt-hour (kWh) used	46,400.00	43,040.00	38,960.00
Number of days	33	29	29
Average usage per day	1,406.06	1,484.14	1,343.45
Percent change from Last Year	(5)%		

Did you know...

DATE PAYMENT CHARGE REMINDER

14-5741 - Please detach stub below and return with your payment -



Southern California Edison Company
P.O. Box 600, Rosemead, CA 91771-0001

Visit us at:
www.sce.com

Customer and Service Address	Date Bill Prepared
WHITE FENCE FARMS MUTUAL WATER	Sept 24, 2003
1049 W AVENUE M	Next Meter Read on or about
LANCASTER CA 93534	Oct 23, 2003

Your Customer Account Number
2-02-607-7560
24-hr. Customer Service
1 (800) 896-1245

Service Account	Rotating Outage	Rate Schedule
3-002-0243-53	Group N001	TOU-PA-B

Reminder - A late payment charge of 0.9% will be applied to the total unpaid balance on your account if full payment is not received by the due date on this bill. For designated State agencies, the late payment charge will be applied in accordance with SCE tariffs.

OUR BILL IS UNDER CONSTRUCTION...

SCE is in the process of revising your bill format. As a result, you may see both the old and new formats displayed on your bill this month as we make our transition to the new version. We apologize for any inconvenience this may cause.

DEPARTMENT OF WATER RESOURCES CREDIT

The California Public Utilities Commission has ordered this one-time credit because of reduced Department of Water Resources costs associated with the energy crisis.



Customer and Service Address Date Bill Prepared
WHITE FENCE FARMS MUTUAL WATER Sept 24, 2003
1049 W AVENUE M Next Meter Read on or about
LANCASTER CA 93534 Oct 23, 2003

Service Account Rotating Outage Rate Schedule
3-002-0243-53 Group N001 TOU-PA-B

Your Customer Account Number
2-02-607-7560
24-hr. Customer Service
1 (800) 896-1245

Detail of current charges: \$1,223.90

We provide two ways to look at your current charges:

1 By usage:

Billing Period - 08/21/03 to 09/23/03 (33 days) - Summer Season

Facilities Rel Demand	119 kW	x \$3.38000	x 11/33 days	\$	134.07
Summer On Peak	25 kW	x \$7.23000	x 11/33 days		60.25
Demand Charge Total				\$	194.32
Summer On Peak	533 kWh	x \$0.12577			67.04
Summer Mid Peak	6,240 kWh	x \$0.07386			460.89
Summer Off Peak	8,693 kWh	x \$0.05145			447.25
Current Energy Bill				\$	975.18
Customer Charge				\$	14.27
Delivery Related Charges (A)	42.8000	x 11/33 days			838.69
Generation Related Charges (B)					1,519.66
DWR Credit					(2,327.50)
Current Billing Detail Subtotal				\$	1,214.62
State Tax	46,400 kWh	x \$0.00020			9.28
Current Charges Due 10/14/03				\$	1,223.90

(A) Delivery Related Charges

Facilities Rel Demand	119 kW	x \$3.38000	x 22/33 days	\$	268.15
Summer On Peak	25 kW	x \$4.96000	x 22/33 days		82.67
Summer On Peak	1,067 kWh	x \$0.01062			11.33
Summer Mid Peak	12,480 kWh	x \$0.01062			132.54
Summer Off Peak	17,387 kWh	x \$0.01062			184.65
DWR Bond Charge	30,933 kWh	x \$0.00444			137.34
Customer Charge				\$	22.01
Delivery Subtotal				\$	838.69

(B) Generation Related Charges

DWR Generation:					
Summer On Peak	282 kWh	x \$0.09734		\$	27.45
Summer Mid Peak	3,301 kWh	x \$0.09734			321.32
Summer Off Peak	4,599 kWh	x \$0.09734			447.67
SCE Generation:					
Summer On Peak	25 kW	x \$2.27000	x 22/33 days		37.83
Summer On Peak	785 kWh	x \$0.11563			90.77
Summer Mid Peak	9,179 kWh	x \$0.04462			409.57
Summer Off Peak	12,788 kWh	x \$0.01396			178.52
Customer Charge				\$	6.53
Generation Subtotal				\$	1,519.66

Your daily average cost this period is : \$ 37.09

Percentage of energy provided by DWR this period : 26.450 %

Of your total charges, Franchise Fees represent : \$9.82

Average Energy Charge during this period is : 0.60 cents/kWh

Service Voltage : 480 Volts

Customer and Service Address Date Bill Prepared
WHITE FENCE FARMS MUTUAL WATER Sept 24, 2003
049 W AVENUE M Next Meter Read on or about
ANCASTR CA 93534 Oct 23, 2003

Service Account Rotating Outage Rate Schedule
1-002-0243-53 Group N001 TOU-PA-B

Your Customer Account Number

2-02-607-7560

24-hr. Customer Service

1 (800) 896-1245

By rate component:

DWR Generation	\$ 796.44
SCE Generation	723.22
Procured Energy	753.76
DWR Bond Charge	216.69
Transmission Charges	65.51
Distribution Charges	821.77
Nuclear Decommissioning Charges	21.34
Public Purpose Program Charges	128.99
DWR Credit	(2,327.50)
Taxes and Other	23.68

Current Charges **\$ 1,223.90**

WHITE FENCE FARMS MUTUAL WATER CO.

41901 N. 20TH STREET WEST
PALMDALE, CA 93551

WELLS FARGO BANK, N.A.
CALIFORNIA
WWW.WELLSFARGO.COM

9954

16-24
1220 4525

10/6/2003

PAY TO THE
ORDER OF

Southern California Edison

\$*1,223.90

One Thousand Two Hundred Twenty-Three and 90/100*****

DOLLARS

Southern California Edison
P.O. Box 600
Rosemead, CA 91771-0001

MEMO

Douglas L. Reaves
John A. [Signature]

Details on back.
Security Features Included

WHITE FENCE FARMS MUTUAL WATER CO.

9954

WHITE FENCE FARMS MUTUAL WATER CO.

9954



Southern California Edison Company
P.O. Box 600, Rosemead, CA 91771-0001

Visit us at:
www.sce.com

Customer and Service Address

WHITE FENCE FARMS MUTUAL WATER
1049 W AVENUE M
LANCASTER CA 93534

Date Bill Prepared

Oct 24, 2003

Next Meter Read on or about

Nov 24, 2003

Your Customer Account Number

2-02-607-7560

24-hr. Customer Service

1 (800) 896-1245

Service Account

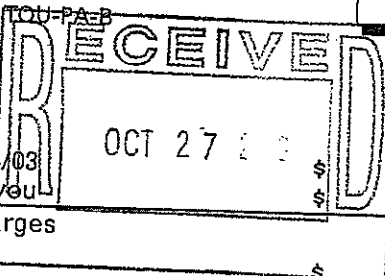
3-002-0243-53

Rotating Outage

Group N001

Rate Schedule

TOU-PA-B



Billing summary

Amount of Previous Statement 09/24/03

Payment received 10/14/03 - Thank you

Balance Before Current Charges

Current Charges

Current Charges Due 11/12/03

1,223.90

(1,223.90)

\$ 0.00

2,952.73

\$ 2,952.73

Your Total Balance Due

\$ 2,952.73

Your current energy usage

Meter Number

From

To

Difference

Multiplier

Usage

ACTUAL READ

P0726K-002349

On Peak

09/23/03

10/23/03

459

80

36,720 kWh

Mid Peak

15433

15892

7

80

560 kWh

Off Peak

09/23/03

10/05/03

90

80

7,200 kWh

Mid Peak

06456

06546

94

80

7,520 kWh

Off Peak

08652

08746

105

80

8,400 kWh

Demand

Date

Demand Time

From

To

Season

Peak

Demand

10/03/03

13:45

13:45

Summer

On Peak

20 kW

10/03/03

11:15

11:15

Summer

Mid Peak

110 kW

10/02/03

07:15

07:15

Summer

Off Peak

118 kW

10/22/03

08:15

08:15

Winter

Mid Peak

106 kW

10/06/03

06:30

06:30

Winter

Off Peak

114 kW

Demand Meter Information

Maximum Demand : 118.0 kW

4-5741

- Please detach stub below and return with your payment -

11/10/03 10:00 AM

Customer and Service Address Date Bill Prepared
WHITE FENCE FARMS MUTUAL WATER Oct 24, 2003
049-W AVENUE M Next Meter Read on or about
ANCASTR CA 93534 Nov 24, 2003

Your Customer Account Number
2-02-607-7560
24-hr. Customer Service
1 (800) 896-1245

Service Account Rotating Outage Rate Schedule
1-002-0243-53 Group N001 TOU-PA-B

Usage Comparison	This Year	Last Year	2 Years Ago
Low watt-hour (kWh) used	36,720.00	40,080.00	35,120.00
Number of days	30	32	33
Average usage per day	1,224.00	1,252.50	1,064.24
Percent change from Last Year	(2)%		

Did you know . . .

LATE PAYMENT CHARGE REMINDER

Reminder - A late payment charge of 0.9% will be applied to the total unpaid balance on your account if full payment is not received by the due date on this bill. For designated State agencies, the late payment charge will be applied in accordance with SCE tariffs.

OPTIONAL RENEWABLE ENERGY CONTRIBUTIONS

California air quality can use your help. Look inside the enclosed Customer Connection for information about the Voluntary Renewables Contribution Program.

Customer and Service Address Date Bill Prepared
 WHITE FENCE FARMS MUTUAL WATER Oct 24, 2003
 1049 W AVENUE M Next Meter Read on or about
 LANCASTR CA 93534 Nov 24, 2003

Your Customer Account Number
2-02-607-7560
 24-hr. Customer Service
1 (800) 896-1245

Service Account Rotating Outage Rate Schedule
3-002-0243-53 Group N001 TOU-PA-B

Detail of current charges: \$2,952.73

We provide two ways to look at your current charges:

By usage:

Billing Period - 09/23/03 to 10/23/03 (30 days) - Summer/Winter Season

Delivery Related Charges (A)	\$	1,024.52
Generation Related Charges (B)		1,920.86
Current Billing Detail Subtotal	\$	2,945.38
State Tax 36,720 kWh x \$0.00020		7.35

Current Charges Due 11/12/03	\$	2,952.73
-------------------------------------	-----------	-----------------

(A) Delivery Related Charges:

Facilities Rel Demand	118 kW x \$3.38000	\$	398.84
Summer On Peak	20 kW x \$4.96000		39.68
Summer On Peak	560 kWh x \$0.01062 x 12/30 days		5.95
Summer Mid Peak	7,200 kWh x \$0.01062		76.46
Summer Off Peak	7,520 kWh x \$0.01062		79.86
Winter Mid Peak	8,400 kWh x \$0.01062		89.21
Winter Off Peak	13,040 kWh x \$0.01062		138.48
DWR Bond Charge	36,720 kWh x \$0.00444		163.03
Customer Charge			33.01

Delivery Subtotal	\$	1,024.52
-------------------	----	----------

(B) Generation Related Charges:

DWR Generation:			
Summer On Peak	164 kWh x \$0.09734	\$	15.96
Summer Mid Peak	2,113 kWh x \$0.09734		205.68
Summer Off Peak	2,207 kWh x \$0.09734		214.83
Winter Mid Peak	2,466 kWh x \$0.10287		253.68
Winter Off Peak	3,828 kWh x \$0.10287		393.79
SCE Generation:			
Summer On Peak	20 kW x \$2.27000 x 12/30 days		18.16
Summer On Peak	396 kWh x \$0.11563		45.79
Summer Mid Peak	5,087 kWh x \$0.04462		226.98
Summer Off Peak	5,313 kWh x \$0.01396		74.17
Winter Mid Peak	5,934 kWh x \$0.05619		333.43
Winter Off Peak	9,212 kWh x \$0.01396		128.60
Customer Charge			9.79

Generation Subtotal	\$	1,920.86
---------------------	----	----------

Your daily average cost this period is : \$ 98.42

Service Voltage : 480 Volts

Percentage of energy provided by DWR this period : 29.352 %

Of your total charges, Franchise Fees represent : \$23.82

By rate component:

DWR Generation	\$	1,083.94
SCE Generation		836.92
DWR Bond Charge		163.03
Transmission Charges		65.43
Distribution Charges		665.71
Nuclear Decommissioning Charges		16.89
Public Purpose Program Charges		102.08
Taxes and Other		18.73

Current Charges	\$	2,952.73
------------------------	-----------	-----------------

WHITE FENCE FARMS MUTUAL WATER CO.

41901 N. 20TH STREET WEST
PALMDALE, CA 93551

WELLS FARGO BANK, N.A.
CALIFORNIA
WWW.WELLSFARGO.COM

9989

16-24
1220 4525

11/4/2003

PAY TO THE ORDER OF Southern California Edison

\$**5,509.03

Five Thousand Five Hundred Nine and 03/100*****

DOLLARS 

Southern California Edison
P.O. Box 600
Rosemead, CA 91771-0001

Douglas L. Reaver
Chris Meehl MP

MEMO

WHITE FENCE FARMS MUTUAL WATER CO.

9989

WHITE FENCE FARMS MUTUAL WATER CO.

9989



Southern California Edison Company
P.O. Box 600, Rosemead, CA 91771-0001

Visit us at:
www.sce.com

Customer and Service Address

Date Bill Prepared

WHITE FENCE FARMS MUTUAL WATER
1049 W AVENUE M
LANCASTER CA 93534

Nov 22, 2003

Next Meter Read on or about
Nov 24, 2003

Service Account

3-002-0243-53

Rotating Outage

Group N001

Rate Schedule

TOU-PA-B

Your Customer Account Number

2-02-607-7560

24-hr. Customer Service

1 (800) 896-1245

Ref. # 11 SCE03

Billing summary

Amount of Previous Statement 10/24/03

Payment received 11/07/03 - Thank you

Balance Before Current Charges

Current Charges

Current Charges Due 12/11/03

\$ 2,952.73

\$ (2,952.73)

\$ 0.00

\$ 1,854.80

\$ 1,854.80

Your Total Balance Due

\$ 1,854.80

Your current energy usage

Meter Number

ACTUAL READ
P0726K-002349

From To

Difference

Multiplier

Usage

10/23/03

11/21/03

280

80

22,400 kWh

15892

16172

10/23/03

11/21/03

97

80

7,760 kWh

06651

06748

10/23/03

11/21/03

183

80

14,640 kWh

08909

09092

Demand Time

From To

Season

Peak

Demand

08:15

08:15

Winter

Mid Peak

102 kW

07:00

07:00

Winter

Off Peak

109 kW

Demand Meter Information

Maximum Demand: 109.0 kW

Usage Comparison

Kilowatt-hour (kWh) used

Number of days

Average usage per day

Percent change from Last Year

This Year

22,400.00

Last Year

22,880.00

2 Years Ago

20,000.00

30

29

762.67

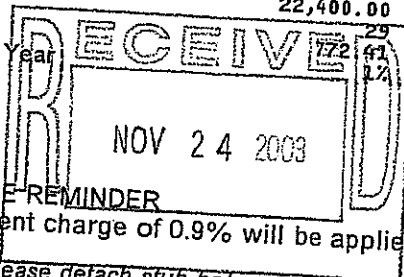
689.66

Did you know...

LATE PAYMENT CHARGE REMINDER

Reminder - A late payment charge of 0.9% will be applied to the total unpaid

- Please detach stub below and return with your payment -





Southern California Edison Company
P.O. Box 600, Rosemead, CA 91771-0001

Visit us at:
www.sce.com

Customer and Service Address Date Bill Prepared
WHITE FENCE FARMS MUTUAL WATER Nov 22, 2003
1049 W AVENUE M Next Meter Read on or about
LANCASTER CA 93534 Nov 24, 2003

Your Customer Account Number
2-02-607-7560
24-hr. Customer Service
1 (800) 896-1245

Service Account Rotating Outage Rate Schedule
3-002-0243-53 Group N001 TOU-PA-B

Balance on your account if full payment is not received by the due date on this bill. For designated State agencies, the late payment charge will be applied in accordance with SCE tariffs.

Detail of current charges: \$1,854.80

We provide two ways to look at your current charges:

1 By usage:

Billing Period - 10/23/03 to 11/21/03 (29 days) - Winter Season

Delivery Related Charges (A)	\$	738.78
Generation Related Charges (B)		1,111.54
Current Billing Detail Subtotal	\$	1,850.32
State Tax 22,400 kWh x \$0.00020		4.48

Current Charges Due 12/11/03	\$	1,854.80
-------------------------------------	-----------	-----------------

(A) Delivery Related Charges:

Facilities Rel Demand	109 kW x \$3.38000	\$	368.42
Winter Mid Peak	7,760 kWh x \$0.01062		82.41
Winter Off Peak	14,640 kWh x \$0.01062		155.48
DWR Bond Charge	22,400 kWh x \$0.00444		99.46
Customer Charge			33.01

Delivery Subtotal	\$	738.78
-------------------	----	--------

(B) Generation Related Charges:

DWR Generation:			
Winter Mid Peak	2,152 kWh x \$0.10287	\$	221.38
Winter Off Peak	4,059 kWh x \$0.10287		417.55
SCE Generation:			
Winter Mid Peak	5,608 kWh x \$0.05619		315.11
Winter Off Peak	10,581 kWh x \$0.01396		147.71
Customer Charge			9.79

Generation Subtotal	\$	1,111.54
---------------------	----	----------

Your daily average cost this period is : \$ 63.96

Service Voltage : 480 Volts

Percentage of energy provided by DWR this period : 27.727 %

Of your total charges, Franchise Fees represent : \$14.96

2 By rate component:

DWR Generation	\$	638.93
SCE Generation		472.61
DWR Bond Charge		99.46
Transmission Charges		61.01
Distribution Charges		498.79
Nuclear Decommissioning Charges		10.30
Public Purpose Program Charges		62.27
Taxes and Other		11.43

Current Charges	\$	1,854.80
------------------------	-----------	-----------------

WHITE FENCE FARMS MUTUAL WATER CO.

41901 N. 20TH STREET WEST
PALMDALE, CA 93551

WELLS FARGO BANK, N.A.
CALIFORNIA
WWW.WELLSFARGO.COM

10015

16-24
1220 4525

12/2/2003


PAY TO THE
ORDER OF Southern California Edison


\$**1,854.80

One Thousand Eight Hundred Fifty-Four and 80/100*****

DOLLARS 

Southern California Edison
P.O. Box 600
Rosemead, CA 91771-0001



 MP

MEMO

WHITE FENCE FARMS MUTUAL WATER CO.

10015

WHITE FENCE FARMS MUTUAL WATER CO.

10015



Southern California Edison Company
P.O. Box 600, Rosemead, CA 91771-0001

Visit us at:
www.sce.com

Customer and Service Address

WHITE FENCE FARMS MUTUAL WATER
1049 W AVENUE M
LANCASTER CA 93534

Date Bill Prepared
Dec 26, 2003

Next Meter Read on or about
Jan 26, 2004

Your Customer Account Number

2-02-607-7560

24-hr. Customer Service

1 (800) 896-1245

Reference # 12 SEE 756003

Service Account

3-002-0243-53

Rotating Outage

Group N001

Rate Schedule

TOU-PA-B

Billing summary

Amount of Previous Statement 11/22/03

Payment received 12/11/03 - Thank you

Balance Before Current Charges

\$ 1,854.80

\$ (1,854.80)

Current Charges

\$

0.00

Current Charges Due 01/14/04

\$ 1,517.57

\$ 1,517.57

Your Total Balance Due

\$ 1,517.57

Your current energy usage

Meter Number

ACTUAL READ
P0726K-002349

Mid Peak

Off Peak

Demand
Date

From

To

Difference

Multiplier

Usage

11/21/03 12/24/03

16172 16393

221

80

17,680 kWh

11/21/03 12/24/03

06748 06834

86

80

6,880 kWh

11/21/03 12/24/03

09092 09227

135

80

10,800 kWh

Demand Time

From

To

Season

Peak

Demand

12/05/03

11:30

11:30

Winter

Mid Peak

98 kW

12/21/03

13:30

13:30

Winter

Off Peak

98 kW

Demand Meter Information

Maximum Demand : 98.0 kW

Usage Comparison

Kilowatt-hour (kWh) used

Number of days

Average usage per day

Percent change from Last Year

This Year

17,680.00

33

535.76

2%

Last Year

16,880.00

32

527.50

2 Years Ago

13,280.00

33

402.42

Did you know...

LATE PAYMENT CHARGE REMINDER

A late payment charge of 0.9% will be applied to the total unpaid balance on your account if full payment is not received by the due date on this bill. For designated State agencies, the late payment charge will be applied in accordance with SCE.

Please detach stub below and return with your payment.



Southern California Edison Company
P.O. Box 600, Rosemead, CA 91064-0600

Visit us at:
www.sce.com

Customer and Service Address Date Bill Prepared
WHITE FENCE FARMS MUTUAL WATER Dec 26, 2003
1045 W AVENUE M Next Meter Read on or about
LANCASTER CA 93534 Jan 26, 2004

Your Customer Account Number
2-02-607-7560
24-hr. Customer Service
1 (800) 896-1245

Service Account Rotating Outage Rate Schedule
3-002-0243-53 Group N001 TOU-PA-B

Charges

Detail of current charges: \$1,517.57

We provide two ways to look at your current charges:

1 By usage:

Billing Period - 11/21/03 to 12/24/03 (33 days) - Winter Season

Delivery Related Charges (A)	\$	630.52
Generation Related Charges (B)		883.51
Current Billing Detail Subtotal	\$	1,514.03
State Tax		3.54
		17,680 kWh x \$0.00020

Current Charges Due 01/14/04	\$	1,517.57
-------------------------------------	-----------	-----------------

(A) Delivery Related Charges:		
Facilities Rel Demand	98 kW x \$3.38000	\$ 331.24
Winter Mid Peak	6,880 kWh x \$0.01062	73.07
Winter Off Peak	10,800 kWh x \$0.01062	114.70
DWR Bond Charge	17,680 kWh x \$0.00444	78.50
Customer Charge		33.01
Delivery Subtotal	\$	630.52
(B) Generation Related Charges:		
DWR Generation:		
Winter Mid Peak	1,806 kWh x \$0.10287	\$ 185.78
Winter Off Peak	2,835 kWh x \$0.10287	291.64
SCE Generation:		
Winter Mid Peak	5,074 kWh x \$0.05619	285.11
Winter Off Peak	7,965 kWh x \$0.01396	111.19
Customer Charge		9.79
Generation Subtotal	\$	883.51

Your daily average cost this period is : \$ 45.99

Service Voltage : 480 Volts

Percentage of energy provided by DWR this period : 26.249 %

Of your total charges, Franchise Fees represent : \$12.24

2 By rate component:

DWR Generation	\$	477.42
SCE Generation		406.09
DWR Bond Charge		78.50
Transmission Charges		54.97
Distribution Charges		434.28
Nuclear Decommissioning Charges		8.13
Public Purpose Program Charges		49.15
Taxes and Other		9.03
Current Charges	\$	1,517.57

WHITE FENCE FARMS MUTUAL WATER CO.

41901 N. 20TH STREET WEST
PALMDALE, CA 93551

WELLS FARGO BANK, N.A.
CALIFORNIA
WWW.WELLSFARGO.COM

10057

16-24 4525
1220

1/6/2004

PAY TO THE
ORDER OF Southern California Edison

\$**1,517.57

One Thousand Five Hundred Seventeen and 57/100*****

DOLLARS 

Southern California Edison
P.O. Box 600
Rosemead, CA 91771-0001

MEMO

Douglas L. Klover
John R. Williams NP

Security Features Included
Details on back.

WHITE FENCE FARMS MUTUAL WATER CO.

10057

WHITE FENCE FARMS MUTUAL WATER CO.

10057

SCE Statements 2000-2005 X-Have Statement Missing Statement

	2000	2001	2002	2003	2004	2005
Jan						
County	X	X	X	X	X	X
City	X	X	X	X	X	X
Feb						
County	X	X	X	X	X	X
City	X	X	X	X	X	X
Mar						
County	X	X	X	X	X	X
City	X	X	X	X	X	X
April						
County	X	X	X	X	X	X
City	X	X	X	X	X	X
May						
County	X	X	X	X	X	X
City	X	X	X	X	X	X
Jun						
County	X	X	X	X	X	X
City	X	X	X	X	X	X
Jul						
County	X	X	X	X	X	X
City	X	X	X	X	X	X
Aug						
County	X	X	X	X	X	X
City	X	X	X	X	X	X
Sept						
County	X	X	X	X	X	X
City	X	X	X	X	X	X
Oct						
County	X	X	X	X	X	X
City	X	X	X	X	X	X
Nov						
County	X	X	X	X	X	X
City	X	X	X	X	X	X
Dec						
County	X	X	X	X	X	X
City	X	X	X	X	X	X

County

Date	Days	Rate	kWh	Billing kW	Max kW	Total Bill
12/23/2005	30	TOU-PA-B	15626	103	103.2	1493.25
11/23/2005	29	TOU-PA-B	28431	114	114.2	2318.53
10/25/2005	33	TOU-PA-B	38644	120	120	3319.73
09/22/2005	30	TOU-PA-B	51000	125	124.8	5390.19
08/23/2005	29	TOU-PA-B	56400	125	124.8	5919.73
07/25/2005	32	TOU-PA-B	56960	125	124.8	5690.39
06/23/2005	30	TOU-PA-B	43920	125	125.2	4092
05/24/2005	29	TOU-PA-B	45320	123	123.2	3437.25
04/25/2005	32	TOU-PA-B	33960	121	121.2	2780.84
03/24/2005	29	TOU-PA-B	17520	114	114	1722.93
02/23/2005	29	TOU-PA-B	15240	101	100.8	1538.09
01/25/2005	33	TOU-PA-B	15960	122	121.6	1667.28
12/23/2004	30	TOU-PA-B	21280	99	99.2	1943.55
11/23/2004	32	TOU-PA-B	25800	106	106	2239
10/22/2004	30	TOU-PA-B	32320	123	122.8	2787.5
09/22/2004	30	TOU-PA-B	41000	126	125.6	3433.95
08/23/2004	31	TOU-PA-B	47080	126	125.6	3841.12
07/23/2004	60	TOU-PA-B	83920	126	126	6771.85
05/24/2004	27	TOU-PA-B	31760	120	119.6	2549.05
04/27/2004	33	TOU-PA-B	27080	107	106.8	2275.72
03/25/2004	30	TOU-PA-B	14440	104	104	1450.73
02/24/2004	29	TOU-PA-B	11440	98	98	1273.04
01/26/2004	33	TOU-PA-B	12600	96	96.4	1330.42
12/24/2003	33	TOU-PA-B	15440	98	97.6	1483.98
11/21/2003	29	TOU-PA-B	19760	110	110.4	1807.98
10/23/2003	30	TOU-PA-B	32400	127	126.8	2818.96
09/23/2003	33	TOU-PA-B	47360	127	126.8	2448.21
08/21/2003	29	TOU-PA-B	46880	128	127.6	4191.48
07/23/2003	29	TOU-PA-B	40840	126	125.6	4162.08
06/24/2003	32	TOU-PA-B	160	118	118	530.54
05/23/2003	29	TOU-PA-B	3360	118	118	760.83
04/24/2003	29	TOU-PA-B	80	105	105.2	392.63
03/26/2003	30	TOU-PA-B	20240	105	105.2	2291.7
02/24/2003	31	TOU-PA-B	0	0	0	272.08
01/24/2003	32	TOU-PA-B	2360	96	96	616.22
12/23/2002	32	TOU-PA-B	80	19	19.2	279.43
11/21/2002	30	TOU-PA-B	0	0	0	272.08
10/22/2002	32	TOU-PA-B	16800	127	126.8	2039.84
09/20/2002	29	TOU-PA-B	48320	127	126.8	4829.97
08/22/2002	29	TOU-PA-B	57840	128	128.4	5683.32
07/24/2002	30	TOU-PA-B	38120	126	126.4	3893.16
06/24/2002	33	TOU-PA-B	57160	128	128	6054.52
05/22/2002	28	TOU-PA-B	5880	106	106	845.77
04/24/2002	30	TOU-PA-B	400	54	53.6	228.9
03/25/2002	31	TOU-PA-B	0	0	0.4	224.49
02/22/2002	30	TOU-PA-B	40	4	3.6	229.12
01/23/2002	30	TOU-PA-B	15240	92	92	1730.39
12/24/2001	33	TOU-PA-B	20440	96	96.4	2153.02
11/21/2001	30	TOU-PA-B	31960	103	102.8	3077.13
10/22/2001	32	TOU-PA-B	38320	112	112	3742.42
09/20/2001	30	TOU-PA-B	46120	120	119.6	4489.55
08/21/2001	28	TOU-PA-B	47600	117	117.2	4625.73
07/24/2001	32	TOU-PA-B	39440	119	119.2	3183.66

06/22/2001	30	TOU-PA-B	42920	119	118.8	4111.09
05/23/2001	29	TOU-PA-B	28880	120	120.4	2477.25
04/24/2001	29	TOU-PA-B	0	2	1.6	190.68
03/26/2001	31	TOU-PA-B	40	41	40.8	228.49
02/23/2001	31	TOU-PA-B	0	37	36.8	224.49
01/23/2001	33	TOU-PA-B	0	0	0	224.49
12/21/2000	30	TOU-PA-B	1520	82	82	393.84
11/21/2000	29	TOU-PA-B	80	2	1.6	227.83
10/23/2000	32	TOU-PA-B	40120	117	117.2	2815.54
09/21/2000	31	TOU-PA-B	56040	120	119.6	3760.39
08/21/2000	28	TOU-PA-B	49440	118	117.6	3488.66
07/24/2000	32	TOU-PA-B	60120	238	238	4991.11
06/22/2000	30	TOU-PA-B	95440	119	119.2	5044.6
05/23/2000	32	TOU-PA-B	27800	120	119.6	2409.94
04/21/2000	29	TOU-PA-B	29520	117	116.8	1992.35
03/23/2000	28	TOU-PA-B	1200	83	83.2	364.38
02/24/2000	31	TOU-PA-B	0	0	0	224.49
01/24/2000	33	TOU-PA-B	1520	82	82	380.46



Southern California Edison Company
P.O. Box 600, Rosemead, CA 91771-0001

Visit us at:
www.sce.com

Customer and Mailing Address
WHITE FENCE FARMS MUTUAL WATER
11901 20TH ST W
PALMDALE CA 93551

Bill Prepared
Jan 24, 2004

Your Customer Account Number
2-02-607-7339
24-hr. Customer Service
1 (800) 990-7788

Page 1 of 6

Ref # 01SCE 733904

Billing summary

Amount of Previous Statement 12/24/03	\$	1,878.25
Payment received 01/09/04 - Thank you	\$	(1,878.25)
Balance Before Current Charges	\$	0.00
Current Charges	\$	1,541.74
Current Charges Due 02/12/04	\$	1,541.74
Your Total Balance Due	\$	1,541.74

Summary of billing detail

Service Account	Rate Schedule	Service Address	Current Charges
5-003-4216-87 Credit Adjustment 8/22/02-09/20/02	TOU-PA-B	41501 20TH ST W PALMDALE, CA	\$ (0.63)
5-003-4216-87 Credit Adjustment 9/20/02-10/22/02	TOU-PA-B	41501 20TH ST W PALMDALE, CA	\$ (3.81)
5-003-4216-87 Credit Adjustment 10/22/02-11/21/02	TOU-PA-B	41501 20TH ST W PALMDALE, CA	\$ (3.36)
5-003-4216-87 Credit Adjustment 11/21/02-12/23/02	TOU-PA-B	41501 20TH ST W PALMDALE, CA	\$ (3.36)
5-003-4216-87 Billing Period: 1/21/03-12/24/03	TOU-PA-B	41501 20TH ST W PALMDALE, CA	\$ 1,483.98
ADDRESS AKA 41901 20TH ST W 5-003-4913-60 Billing Period: 1/21/03-12/24/03	GS-1	41901 20TH ST W PALMDALE, CA	\$ 68.92

4-574)

- Please detach stub below and return with your payment -

Customer and Mailing Address
WHITE FENCE FARMS MUTUAL WATER
41901 20TH ST W
PALMDALE CA 93551

De Bill Prepared
Jan 24, 2004

Your Customer Account Number

2-02-607-7339

24-hr. Customer Service

1 (800) 990-7788

Page 2 of 6

Did you know. . .

Your bill has been corrected...

Effective September 1, 2002, there was a change in SCE's tariffs. This change may have affected both energy and demand charges. This has been corrected and the resulting adjustment is included in this statement. We sincerely apologize for any inconvenience this may cause. If you have any questions please call the phone number at the top of this statement.

LATE PAYMENT CHARGE REMINDER

Reminder - A late payment charge of 0.9% will be applied to the total unpaid balance on your account if full payment is not received by the due date on this bill. For designated State agencies, the late payment charge will be applied in accordance with SCE tariffs.

Customer and Service Address
WHITE FENCE FARMS MUTUAL WATER
41501 20TH ST W
PALMDALE CA 93551

Date Bill Prepared Jan 24, 2004
Next Meter Read on or about Jan 26, 2004

Your Customer Account Number
2-02-607-7339

24-hr. Customer Service
1 (800) 990-7788

Service Account 3-003-4216-87
Rotating Outage Group N001
Rate Schedule TOU-PA-B

Your current energy usage

Meter Number	From	To	Difference	Multiplier	Usage
ACTUAL READ					
9729K-002089	11/21/03	12/24/03			
	23592	23978	386	40	15,440 kWh
Mid Peak	11/21/03	12/24/03			
	08615	08798	183	40	7,320 kWh
Off Peak	11/21/03	12/24/03			
	14260	14463	203	40	8,120 kWh
Demand Date	Demand From	Time To	Season	Peak	Demand
1/28/03	10:15	10:15	Winter	Mid Peak	98 kW
2/07/03	11:45	11:45	Winter	Off Peak	97 kW

Demand Meter Information

Maximum Demand : 98.0 kW

Usage Comparison	This Year	Last Year	2 Years Ago
Kilowatt-hour (kWh) used	15,440.00	80.00	20,440.00
Number of days	33	32	33
Average usage per day	467.88	2.50	619.39
Percent change from Last Year	18615%		

Detail of current charges: \$1,483.98

We provide two ways to look at your current charges:

1 By usage:

Billing Period - 11/21/03 to 12/24/03 (33 days) - Winter Season

Delivery Related Charges (A)		\$ 596.77
Generation Related Charges (B)		813.60
Current Billing Detail Subtotal		\$ 1,410.37
Los Angeles Co UUT	\$ 1,410.37 x 5.00000%	70.52
State Tax	15,440 kWh x \$0.00020	3.09
Current Charges Due 02/12/04		\$ 1,483.98

(A) Delivery Related Charges:					
Facilities Rel Demand	98 kW	x \$3.38000		\$ 331.24	
Winter Mid Peak	7,320 kWh	x \$0.01062		77.74	
Winter Off Peak	8,120 kWh	x \$0.01062		86.23	
DWR Bond Charge	15,440 kWh	x \$0.00444		68.55	
Customer Charge				33.01	
Delivery Subtotal			\$	596.77	
(B) Generation Related Charges:					
DWR Generation:					
Winter Mid Peak	1,921 kWh	x \$0.10287		197.61	
Winter Off Peak	2,131 kWh	x \$0.10287		219.22	
SCE Generation:					
Winter Mid Peak	5,399 kWh	x \$0.05619		303.37	
Winter Off Peak	5,989 kWh	x \$0.01396		83.61	
Customer Charge				9.79	
Generation Subtotal			\$	813.60	

Customer and Service Address
WHITE FENCE FARMS MUTUAL WATER
41501 20TH ST W
PALMDALE CA 93551

Date Bill Prepared
Jan 24, 2004
Next Meter Read on or about
Jan 26, 2004

Your Customer Account Number
2-02-607-7339

24-hr. Customer Service
1 (800) 990-7788

Service Account Rotating Outage Rate Schedule
3-003-4216-87 Group N001 TOU-PA-B

Your daily average cost this period excluding Utility User Tax (UUT) is : \$ 42.83

Service Voltage : 480 Volts

Percentage of energy provided by DWR this period : 26.249 %

Of your total charges, Franchise Fees represent : \$11.41

2 By rate component:

DWR Generation	\$	416.83
SCE Generation		396.77
DWR Bond Charge		68.55
Transmission Charges		55.09
Distribution Charges		418.32
Nuclear Decommissioning Charges		7.10
Public Purpose Program Charges		42.92
Taxes and Other		78.40

Current Charges \$ 1,483.98

Customer and Service Address
WHITE FENCE FARMS MUTUAL WATER
ADDRESS AKA 41901 20TH ST W
41901 20TH ST W
PALMDALE CA 93551

Date Bill Prepared
Jan 24, 2004

Next Meter Read on or about
Jan 26, 2004

Service Account
3-003-4913-60

Rotating Outage
Group N001

Rate Schedule
GS-1

Your Customer Account Number
2-02-607-7339

24-hr. Customer Service
1 (800) 990-7788

Your current energy usage

Meter Number	From	To	Difference	Multiplier	Usage
ACTUAL READ 32-011126	11/21/03 00681	12/24/03 00698	17	24	408 kWh

Demand Meter Information

Maximum Demand : 1.0 kW

Usage Comparison	This Year	Last Year	2 Years Ago
kilowatt-hour (kWh) used	408.00	264.00	336.00
Number of days	33	32	33
Average usage per day	12.36	8.25	10.18
Percent change from Last Year	50%		

Detail of current charges: \$68.92

We provide two ways to look at your current charges:

1 By usage:

Billing Period - 11/21/03 to 12/24/03 (33 days) - Winter Season

Delivery Related Charges (A)	\$	37.77
Generation Related Charges (B)		27.79
Current Billing Detail Subtotal	\$	65.56
Los Angeles Co UUT	\$ 65.56 x 5.00000%	3.28
State Tax	408 kWh x \$0.00020	0.08

Current Charges Due 02/12/04 \$ **68.92**

(A) Delivery Related Charges:		
Winter Energy Charge	408 kWh x \$0.05732	\$ 23.39
DWR Bond Charge	408 kWh x \$0.00444	1.81
Customer Charge	33 Days x \$0.31000	10.23
3 Phase Service Chg	33 Days x \$0.07100	2.34
Delivery Subtotal		\$ 37.77

(B) Generation Related Charges:		
DWR Generation:		
Winter Energy Charge	107 kWh x \$0.10287	\$ 11.01
SCE Generation:		
Winter Energy Charge	301 kWh x \$0.04259	12.82
Customer Charge	33 Days x \$0.12000	3.96
Generation Subtotal		\$ 27.79

Your daily average cost this period excluding Utility User Tax (UUT) is : \$ 1.99

Service Voltage : 480 Volts

Percentage of energy provided by DWR this period : 26.249 %

Of your total charges, Franchise Fees represent : \$0.53

2 By rate component:

DWR Generation	\$	11.01
SCE Generation		16.78
DWR Bond Charge		1.81
Transmission Charges		1.76
Distribution Charges		27.46
Nuclear Decommissioning Charges		0.30
Public Purpose Program Charges		1.63
Trust Transfer Amount		4.68

Customer and Service Address Date Bill Prepared
 WHITE FENCE FARMS MUTUAL WATER Jan 24, 2004
 ADDRESS AKA 41901 20TH ST W Next Meter Read on or about
 1901 20TH ST W Jan 26, 2004
 ALMDALE CA 93551
 Service Account Rotating Outage Rate Schedule
 1-003-4913-60 Group N001 GS-1

Your Customer Account Number
2-02-607-7339
 24-hr. Customer Service
1 (800) 990-7788

Taxes and Other		3.49
Current Charges	\$	68.92

© CHECKS UNLIMITED™ • CLASSIC GREEN • TO REORDER: 1-800-667-2439 • www.ChecksUnlimited.com

Customer and Mailing Address
WHITE FENCE FARMS MUTUAL WATER
41901 20TH ST W
PALMDALE CA 93551

Date Bill Prepared
Feb 25, 2004

Your Customer Account Number
2-02-607-7339
24-hr. Customer Service
1 (800) 990-7788

Page 1 of 9


Ref # 02SCE 733904

Billing summary

Amount of Previous Statement 01/24/04	\$	1,541.74	
Payment received 02/10/04 - Thank you	\$	(1,541.74)	
Balance Before Current Charges	\$		0.00
Current Charges	\$	2,736.53	
Current Charges Due 03/15/04	\$		2,736.53
Your Total Balance Due	\$	2,736.53	

Summary of billing detail

Service Account	Rate Schedule	Service Address		Current Charges
3-003-4216-87 Billing Period: 12/24/03-01/26/04	TOU-PA-B	41501 20TH ST W PALMDALE, CA	\$	1,330.42
3-003-4216-87 Billing Period: 01/26/04-02/24/04	TOU-PA-B	41501 20TH ST W PALMDALE, CA	\$	1,273.04
DDRESS AKA 41901 20TH ST W 3-003-4913-60 Billing Period: 12/24/03-01/26/04	GS-1	41901 20TH ST W PALMDALE, CA	\$	72.18
DDRESS AKA 41901 20TH ST W 3-003-4913-60 Billing Period: 01/26/04-02/24/04	GS-1	41901 20TH ST W PALMDALE, CA	\$	60.89



Did you know. . .

LATE PAYMENT CHARGE REMINDER

Reminder - A late payment charge of 0.9% will be applied to the total unpaid balance on your account if full payment is not received by the due date on this bill. For designated State agencies, the late payment charge will be applied in accordance with SCE tariffs.

Customer and Service Address
WHITE FENCE FARMS MUTUAL WATER
41501 20TH ST W
PALMDALE CA 93551

Date Bill Prepared
Feb 25, 2004
Next Meter Read on or about
March 25, 2004

Your Customer Account Number
2-02-607-7339

24-hr. Customer Service
1 (800) 990-7788

Service Account 3-003-4216-87
Rotating Outage Group N001
Rate Schedule TOU-PA-B

Your current energy usage

Meter Number	From	To	Difference	Multiplier	Usage
ACTUAL READ P729K-002089	12/24/03	01/26/04			
	23978	24293	315	40	12,600 kWh
Mid Peak	12/24/03	01/26/04			
	08798	08965	167	40	6,680 kWh
Off Peak	12/24/03	01/26/04			
	14463	14611	148	40	5,920 kWh

Demand Date	Demand From	Time To	Season	Peak	Demand
01/12/04	10:15	10:15	Winter	Mid Peak	96 kW
01/03/04	14:15	14:15	Winter	Off Peak	95 kW

Demand Meter Information

Maximum Demand : 96.0 kW

Usage Comparison	This Year	Last Year	2 Years Ago
Kilowatt-hour (kWh) used	12,600.00	2,360.00	15,240.00
Number of days	33	32	30
Average usage per day	381.82	73.75	508.00
Percent change from Last Year	418%		

Detail of current charges: \$1,330.42

We provide two ways to look at your current charges:

By usage:

Billing Period - 12/24/03 to 01/26/04 (33 days) - Winter Season

Delivery Related Charges (A)	\$	544.94
Generation Related Charges (B)		718.82
Current Billing Detail Subtotal	\$	1,263.76
Los Angeles Co UUT	\$ 1,263.76 x 5.00000%	63.19
State Tax	9,545 kWh x \$0.00030	2.86
State Tax	3,055 kWh x \$0.00020	0.61
Current Charges Due 03/15/04	\$	1,330.42

(A) Delivery Related Charges:		
Facilities Rel Demand	96 kW x \$3.38000	\$ 324.48
Winter Mid Peak	5,061 kWh x \$0.01038	52.53
Winter Mid Peak	1,619 kWh x \$0.01062	17.19
Winter Off Peak	4,485 kWh x \$0.01038	46.55
Winter Off Peak	1,435 kWh x \$0.01062	15.24
DWR Bond Charge	12,600 kWh x \$0.00444	55.94
Customer Charge		33.01

Delivery Subtotal \$ 544.94

(B) Generation Related Charges:		
DWR Generation:		
Winter Mid Peak	2,001 kWh x \$0.10287	\$ 205.84
Winter Off Peak	1,773 kWh x \$0.10287	182.39
SCE Generation:		
Winter Mid Peak	4,679 kWh x \$0.05619	262.91
Winter Off Peak	4,147 kWh x \$0.01396	57.89
Customer Charge		9.79

Customer and Service Address
WHITE FENCE FARMS MUTUAL WATER
41501 20TH ST W
PALMDALE CA 93551

Date Bill Prepared
Feb 25, 2004
Next Meter Read on or about
March 25, 2004

Your Customer Account Number
2-02-607-7339

24-hr. Customer Service
1 (800) 990-7788

Service Account Rotating Outage Rate Schedule
3-003-4216-87 Group N001 TOU-PA-B

Generation Subtotal	\$	718.82
---------------------	----	--------

Your daily average cost this period excluding Utility User Tax (UUT) is : \$ 38.40

Service Voltage : 480 Volts

Percentage of energy provided by DWR this period : 29.954 %

Of your total charges, Franchise Fees represent : \$10.22

2 By rate component:

DWR Generation	\$	388.23
SCE Generation		330.59
DWR Bond Charge		55.94
Transmission Charges		53.60
Distribution Charges		392.48
Nuclear Decommissioning Charges		5.80
Public Purpose Program Charges		35.03
Taxes and Other		68.75

Current Charges	\$	1,330.42
------------------------	----	-----------------

Customer and Service Address
WHITE FENCE FARMS MUTUAL WATER
41501 20TH ST W
PALMDALE CA 93551

Date Bill Prepared
Feb 25, 2004
Next Meter Read on or about
March 25, 2004

Your Customer Account Number
2-02-607-7339

24-hr. Customer Service
1 (800) 990-7788

Service Account
3-003-4216-87
Rotating Outage
Group N001
Rate Schedule
TOU-PA-B

Your current energy usage

Meter Number	From	To	Difference	Multiplier	Usage
ACTUAL READ					
729K-002089	01/26/04	02/24/04			
	24293	24579	286	40	11,440 kWh
Mid Peak	01/26/04	02/24/04			
	08965	09129	164	40	6,560 kWh
Off Peak	01/26/04	02/24/04			
	14611	14733	122	40	4,880 kWh
Demand Date	Demand From	Time To	Season	Peak	Demand
2/04/04	10:15	10:15	Winter	Mid Peak	98 kW
2/16/04	10:15	10:15	Winter	Off Peak	98 kW

Demand Meter Information

Maximum Demand : 98.0 kW

Usage Comparison	This Year	Last Year	2 Years Ago
Kilowatt-hour (kWh) used	11,440.00	No	40.00
Number of days	29	Comparable	30
Average usage per day	394.48	Usage	1.33
Percent change from Last Year	0%		

Detail of current charges: \$1,273.04

We provide two ways to look at your current charges:

1 By usage:

Billing Period - 01/26/04 to 02/24/04 (29 days) - Winter Season

Delivery Related Charges (A)	\$	539.51
Generation Related Charges (B)		669.64

Current Billing Detail Subtotal	\$	1,209.15
---------------------------------	----	----------

Los Angeles Co UUT	\$ 1,209.15 x 5.00000%	60.46
State Tax	11,440 kWh x \$0.00030	3.43

Current Charges Due 03/15/04	\$	1,273.04
-------------------------------------	-----------	-----------------

(A) Delivery Related Charges:

Facilities Rel Demand	98 kW x \$3.38000	\$	331.24
Winter Mid Peak	5,203 kWh x \$0.01052		54.74
Winter Mid Peak	1,357 kWh x \$0.01038		14.09
Winter Off Peak	3,870 kWh x \$0.01052		40.71
Winter Off Peak	1,010 kWh x \$0.01038		10.48
DWR Bond Charge	9,073 kWh x \$0.00493		44.73
DWR Bond Charge	2,367 kWh x \$0.00444		10.51
Customer Charge			33.01

Delivery Subtotal	\$	539.51
-------------------	----	--------

(B) Generation Related Charges:

DWR Generation:			
Winter Mid Peak	1,884 kWh x \$0.08918	\$	168.02
Winter Mid Peak	492 kWh x \$0.10287		50.61
Winter Off Peak	1,402 kWh x \$0.08918		125.03
Winter Off Peak	366 kWh x \$0.10287		37.65
SCE Generation:			
Winter Mid Peak	4,184 kWh x \$0.05619		235.10
Winter Off Peak	3,112 kWh x \$0.01396		43.44

Customer and Service Address
WHITE FENCE FARMS MUTUAL WATER
41501 20TH ST W
PALMDALE CA 93551

Date Bill Prepared
Feb 25, 2004
Next Meter Read on or about
March 25, 2004

Your Customer Account Number
2-02-607-7339

24-hr. Customer Service
1 (800) 990-7788

Service Account Rotating Outage Rate Schedule
3-003-4216-87 Group N001 TOU-PA-B

Customer Charge		9.79
Generation Subtotal	\$	669.64

Your daily average cost this period excluding Utility User Tax (UUT) is : \$ 41.81
Service Voltage : 480 Volts
Percentage of energy provided by DWR this period : 36.220 %
Of your total charges, Franchise Fees represent : \$9.78

2 By rate component:

DWR Generation	\$	381.31
SCE Generation		288.33
DWR Bond Charge		55.24
Transmission Charges		55.98
Distribution Charges		389.85
Nuclear Decommissioning Charges		5.26
Public Purpose Program Charges		31.80
Taxes and Other		65.27

Current Charges	\$	1,273.04
------------------------	----	-----------------

Customer and Service Address
WHITE FENCE FARMS MUTUAL WATER
ADDRESS AKA 41901 20TH ST W
41901 20TH ST W
PALMDALE CA 93551

Date Bill Prepared
Feb 25, 2004

Next Meter Read on or about
March 25, 2004

Service Account
3-003-4913-60

Rotating Outage
Group N001

Rate Schedule
GS-1

Your Customer Account Number
2-02-607-7339

24-hr. Customer Service
1 (800) 990-7788

Your current energy usage

Meter Number	From	To	Difference	Multiplier	Usage
ACTUAL READ 32-011126	12/24/03 00698	01/26/04 00716	18	24	432 kWh

Demand Meter Information

Maximum Demand : 1.0 kW

Usage Comparison	This Year	Last Year	2 Years Ago
Kilowatt-hour (kWh) used	432.00	264.00	288.00
Number of days	33	31	30
Average usage per day	13.09	8.52	9.60
Percent change from Last Year	54%		

Detail of current charges: \$72.18

We provide two ways to look at your current charges:

1 By usage:

Billing Period - 12/24/03 to 01/26/04 (33 days) - Winter Season

Delivery Related Charges (A)	\$	38.50
Generation Related Charges (B)		30.13
Current Billing Detail Subtotal	\$	68.63
Los Angeles Co UUT	\$ 68.63 x 5.00000%	3.43
State Tax	327 kWh x \$0.00030	0.10
State Tax	105 kWh x \$0.00020	0.02

Current Charges Due 03/15/04 \$ **72.18**

(A) Delivery Related Charges:

Winter Energy Charge	327 kWh x \$0.05503	\$ 17.99
Winter Energy Charge	105 kWh x \$0.05732	6.02
DWR Bond Charge	432 kWh x \$0.00444	1.92
Customer Charge	33 Days x \$0.31000	10.23
3 Phase Service Chg	33 Days x \$0.07100	2.34

Delivery Subtotal \$ 38.50

(B) Generation Related Charges:

DWR Generation:		
Winter Energy Charge	129 kWh x \$0.10287	\$ 13.27
SCE Generation:		
Winter Energy Charge	303 kWh x \$0.04259	12.90
Customer Charge	33 Days x \$0.12000	3.96

Generation Subtotal \$ 30.13

Your daily average cost this period excluding Utility User Tax (UUT) is : \$ 2.08

Service Voltage : 480 Volts

Percentage of energy provided by DWR this period : 29.954 %

Of your total charges, Franchise Fees represent : \$0.56

2 By rate component:

DWR Generation	\$	13.27
SCE Generation		16.86
DWR Bond Charge		1.92
Transmission Charges		1.81
Distribution Charges		28.33
Nuclear Decommissioning Charges		0.32

Customer and Service Address
WHITE FENCE FARMS MUTUAL WATER
ADDRESS AKA 41901 20TH ST W
41901 20TH ST W
PALMDALE CA 93551

Date Bill Prepared
Feb 25, 2004
Next Meter Read on or about
March 25, 2004

Service Account Rotating Outage Rate Schedule
3-003-4913-60 Group N001 GS-1

Your Customer Account Number

2-02-607-7339

24-hr. Customer Service

1 (800) 990-7788

Public Purpose Program Charges
Trust Transfer Amount
Taxes and Other

1.72
4.32
3.63

Current Charges

\$ **72.18**

Customer and Service Address
WHITE FENCE FARMS MUTUAL WATER
ADDRESS AKA 41901 20TH ST W
1901 20TH ST W
PALMDALE CA 93551

Date Bill Prepared
Feb 25, 2004

Next Meter Read on or about
March 25, 2004

Service Account
1-003-4913-60

Rotating Outage
Group N001

Rate Schedule
GS-1

Your Customer Account Number
2-02-607-7339

24-hr. Customer Service
1 (800) 990-7788

Your current energy usage

Meter Number	From	To	Difference	Multiplier	Usage
CTUAL READ 32-011126	01/26/04 00716	02/24/04 00731	15	24	360 kWh

Demand Meter Information

Maximum Demand : 1.0 kW

Usage Comparison	This Year	Last Year	2 Years Ago
kilowatt-hour (kWh) used	360.00	288.00	312.00
Number of days	29	32	31
Average usage per day	12.41	9.00	10.06
Percent change from Last Year	38%		

Detail of current charges: \$60.89

We provide two ways to look at your current charges:

1 By usage:

Billing Period - 01/26/04 to 02/24/04 (29 days) - Winter Season

Delivery Related Charges (A)	\$	32.64
Generation Related Charges (B)		25.25
Current Billing Detail Subtotal	\$	57.89
Los Angeles Co UUT	\$ 57.89 x 5.00000%	2.89
State Tax	360 kWh x \$0.00030	0.11
Current Charges Due 03/15/04	\$	60.89

(A) Delivery Related Charges:		
Winter Energy Charge	286 kWh x \$0.05517	\$ 15.78
Winter Energy Charge	74 kWh x \$0.05503	4.07
DWR Bond Charge	286 kWh x \$0.00493	1.41
DWR Bond Charge	74 kWh x \$0.00444	0.33
Customer Charge	29 Days x \$0.31000	8.99
3 Phase Service Chg	29 Days x \$0.07100	2.06
Delivery Subtotal	\$	32.64

(B) Generation Related Charges:		
DWR Generation:		
Winter Energy Charge	103 kWh x \$0.08918	\$ 9.19
Winter Energy Charge	27 kWh x \$0.10287	2.78
SCE Generation:		
Winter Energy Charge	230 kWh x \$0.04259	9.80
Customer Charge	29 Days x \$0.12000	3.48
Generation Subtotal	\$	25.25

Your daily average cost this period excluding Utility User Tax (UUT) is : \$ 2.00

Service Voltage : 480 Volts

Percentage of energy provided by DWR this period : 36.220 %

Of your total charges, Franchise Fees represent : \$0.47

2 By rate component:

DWR Generation	\$	11.97
SCE Generation		13.28
DWR Bond Charge		1.74
Transmission Charges		1.53
Distribution Charges		24.19

Customer and Service Address
WHITE FENCE FARMS MUTUAL WATER
ADDRESS AKA 41901 20TH ST W
41901 20TH ST W
PALMDALE CA 93551

Date Bill Prepared
Feb 25, 2004
Next Meter Read on or about
March 25, 2004

Your Customer Account Number
2-02-607-7339

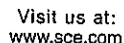
24-hr. Customer Service
1 (800) 990-7788

Service Account Rotating Outage Rate Schedule
3-003-4913-60 Group N001 GS-1

Nuclear Decommissioning Charges	0.27
Public Purpose Program Charges	1.44
Trust Transfer Amount	3.44
Taxes and Other	3.03

Current Charges \$ **60.89**

© CHECKS UNLIMITED™ ♦ CLASSIC GREEN ♦ TO REORDER: 1-800-667-2439 ♦ www.ChecksUnlimited.com



02 607 7339 00000050 00000000000000000000000000

Customer and Mailing Address

WHITE FENCE FARMS MUTUAL WATER
41901 20TH ST W
PALMDALE CA 93551

Bill Prepared
March 31, 2004

Your Customer Account Number

2-02-607-7339

24-hr. Customer Service

1 (800) 990-7788

Ref # 03 SCE 733904

Page 1 of 5

Billing summary

Current Charges

Current Charges Due 04/19/04	\$	1,511.20
	\$	1,511.20

Your Total Balance Due

\$ 1,511.20

Summary of billing detail

Service Account	Rate Schedule	Service Address	Current Charges
3-003-4216-87 Billing Period: 02/24/04-03/25/04	TOU-PA-B	41501 20TH ST W PALMDALE, CA	\$ 1,450.73
ADDRESS AKA 41901 20TH ST W 3-003-4913-60 Billing Period: 02/24/04-03/25/04	GS-1	41901 20TH ST W PALMDALE, CA	\$ 60.47


Did you know. . .

LATE PAYMENT CHARGE REMINDER

Reminder - A late payment charge of 0.9% will be applied to the total unpaid balance on your account if full payment is not received by the due date on this bill. For designated State agencies, the late payment charge will be applied in accordance with SCE tariffs.

VOLUNTARY RENEWABLE ENERGY CONTRIBUTIONS ...

California air quality can use your help. Look inside the enclosed Connection newsletter for information about the Voluntary Renewable Contribution Program.



14-574) - Please detach stub below and return with your payment -

Customer and Service Address

WHITE FENCE FARMS MUTUAL WATER
41501 20TH ST W
PALMDALE CA 93551

Date Bill Prepared

March 31, 2004

Next Meter Read on or about
April 23, 2004

Your Customer Account Number

2-02-607-7339

24-hr. Customer Service

1 (800) 990-7788

Service Account

3-003-4216-87

Rotating Outage

Group N001

Rate Schedule

TOU-PA-B

Your current energy usage

Meter Number	From	To	Difference	Multiplier	Usage
ACTUAL READ					
P729K-002089	02/24/04	03/25/04			
	24579	24940	361	40	14,440 kWh
Mid Peak	02/24/04	03/25/04			
	09129	09308	179	40	7,160 kWh
Off Peak	02/24/04	03/25/04			
	14733	14915	182	40	7,280 kWh
Demand Date	Demand From	Time To	Season	Peak	Demand
03/19/04	08:45	08:45	Winter	Mid Peak	104 kW
03/19/04	07:45	07:45	Winter	Off Peak	103 kW

Demand Meter Information

Maximum Demand : 104.0 kW

Usage Comparison

Kilowatt-hour (kWh) used

Number of days

Average usage per day

Percent change from Last Year

This Year	Last Year	2 Years Ago
14,440.00	20,240.00	No
30	30	Comparable
481.33	674.67	Usage
(29)%		

Detail of current charges: \$1,450.73

We provide two ways to look at your current charges:

1 By usage:

Billing Period - 02/24/04 to 03/25/04 (30 days) - Winter Season

Delivery Related Charges (A)

Generation Related Charges (B)

\$ 607.63
769.89

Current Billing Detail Subtotal

\$ 1,377.52

Los Angeles Co UUT

\$ 1,377.52 x 5.00000%

State Tax

14,440 kWh x \$0.00030

68.88
4.33

Current Charges Due 04/19/04

\$ 1,450.73

(A) Delivery Related Charges:

Facilities Rel Demand

104 kW x \$3.38000

\$ 351.52

Winter Mid Peak

7,160 kWh x \$0.01052

75.32

Winter Off Peak

7,280 kWh x \$0.01052

76.59

DWR Bond Charge

14,440 kWh x \$0.00493

71.19

Customer Charge

33.01

Delivery Subtotal

\$ 607.63

(B) Generation Related Charges:

DWR Generation:

Winter Mid Peak

2,340 kWh x \$0.08918

\$ 208.68

Winter Off Peak

2,379 kWh x \$0.08918

212.16

SCE Generation:

Winter Mid Peak

4,820 kWh x \$0.05619

270.84

Winter Off Peak

4,901 kWh x \$0.01396

68.42

Customer Charge

9.79

Generation Subtotal

\$ 769.89

Customer and Service Address Date Bill Prepared
 WHITE FENCE FARMS MUTUAL WATER March 31, 2004
 41501 20TH ST W Next Meter Read on or about
 PALMDALE CA 93551 April 23, 2004

Your Customer Account Number
2-02-607-7339
 24-hr. Customer Service
1 (800) 990-7788

Service Account Rotating Outage Rate Schedule
3-003-4216-87 Group N001 TOU-PA-B

Your daily average cost this period excluding Utility User Tax (UUT) is : \$ 46.06

Service Voltage : 480 Volts

Percentage of energy provided by DWR this period : 32.683 %

Of your total charges, Franchise Fees represent : \$11.14

2 By rate component:

DWR Generation	\$	420.84
SCE Generation		349.05
DWR Bond Charge		71.19
Transmission Charges		59.85
Distribution Charges		428.06
Nuclear Decommissioning Charges		6.64
Public Purpose Program Charges		40.14
Taxes and Other		74.96

Current Charges \$ **1,450.73**

Customer and Service Address
 WHITE FENCE FARMS MUTUAL WATER
 ADDRESS AKA 41901 20TH ST W
 41901 20TH ST W
 PALMDALE CA 93551
 Service Account
3-003-4913-60
 Rotating Outage
 Group N001
 Date Bill Prepared
 March 31, 2004
 Next Meter Read on or about
April 23, 2004
 Rate Schedule
 GS-1

Your Customer Account Number
2-02-607-7339
 24-hr. Customer Service
1 (800) 990-7788

Your current energy usage

Meter Number	From	To	Difference	Multiplier	Usage
ACTUAL READ 732-011126	02/24/04 00731	03/25/04 00746	15	24	360 kWh

Demand Meter Information

Maximum Demand : 2.0 kW

Usage Comparison	This Year	Last Year	2 Years Ago
Kilowatt-hour (kWh) used	360.00	264.00	288.00
Number of days	30	30	30
Average usage per day	12.00	8.80	9.60
Percent change from Last Year	36%		

Detail of current charges: \$60.47

We provide two ways to look at your current charges:

1 By usage:

Billing Period - 02/24/04 to 03/25/04 (30 days) - Winter Season

Delivery Related Charges (A)	\$	33.06
Generation Related Charges (B)		24.43
Current Billing Detail Subtotal	\$	57.49
Los Angeles Co UUT	\$ 57.49 x 5.00000%	2.87
State Tax	360 kWh x \$0.00030	0.11

Current Charges Due 04/19/04 \$ **60.47**

(A) Delivery Related Charges:

Winter Energy Charge	360 kWh x \$0.05517	\$	19.86
DWR Bond Charge	360 kWh x \$0.00493		1.77
Customer Charge	30 Days x \$0.31000		9.30
3 Phase Service Chg	30 Days x \$0.07100		2.13

Delivery Subtotal \$ 33.06

(B) Generation Related Charges:

DWR Generation:			
Winter Energy Charge	118 kWh x \$0.08918	\$	10.52
SCE Generation:			
Winter Energy Charge	242 kWh x \$0.04259		10.31
Customer Charge	30 Days x \$0.12000		3.60

Generation Subtotal \$ 24.43

Your daily average cost this period excluding Utility User Tax (UUT) is : \$ 1.92

Service Voltage : 480 Volts

Percentage of energy provided by DWR this period : 32.683 %

Of your total charges, Franchise Fees represent : \$0.46

2 By rate component:

DWR Generation	\$	10.52
SCE Generation		13.91
DWR Bond Charge		1.77
Transmission Charges		1.54
Distribution Charges		24.57
Nuclear Decommissioning Charges		0.27
Public Purpose Program Charges		1.44
Trust Transfer Amount		3.44

Customer and Service Address

WHITE FENCE FARMS MUTUAL WATER
ADDRESS AKA 41901 20TH ST W
41901 20TH ST W
PALMDALE CA 93551

Date Bill Prepared

March 31, 2004
Next Meter Read on or about
April 23, 2004

Your Customer Account Number

2-02-607-7339

24-hr. Customer Service

1 (800) 990-7788

Service Account

3-003-4913-60

Rotating Outage

Group N001

Rate Schedule

GS-1

Taxes and Other

3.01

Current Charges

\$

60.47

WHITE FENCE FARMS MUTUAL WATER CO.
41901 N. 20TH STREET WEST
PALMDALE, CA 93551

WELLS FARGO BANK, N.A.
CALIFORNIA
WWW.WELLSFARGO.COM

10168

18-24
1220 4525

4/7/2004

PAY TO THE
ORDER OF Southern California Edison

\$ **1,511.20



One Thousand Five Hundred Eleven and 20/100*****

DOLLARS

Southern California Edison
P.O. Box 600
Rosemead, CA 91771-0001

MEMO

1049 W. Ave. M


 MP

WHITE FENCE FARMS MUTUAL WATER CO.

10168

WHITE FENCE FARMS MUTUAL WATER CO.

10168

Customer and Mailing Address
WHITE FENCE FARMS MUTUAL WATER
41901 20TH ST W
PALMDALE CA 93551

Bill Prepared
May 22, 2004

Your Customer Account Number
2-02-607-7339
24-hr. Customer Service
1 (800) 990-7788

Page 1 of 5

Ref# 05 SCE 733904

Billing summary

Current Charges	\$	2,330.90
Current Charges Due 06/10/04	\$	2,330.90
Your Total Balance Due	\$	2,330.90


Summary of billing detail

Service Account	Rate Schedule	Service Address	Current Charges
3-003-4216-87 Billing Period: 03/25/04-04/27/04	TOU-PA-B	41501 20TH ST W PALMDALE, CA	\$ 2,275.72
ADDRESS AKA 41901 20TH ST W 3-003-4913-60 Billing Period: 03/25/04-04/22/04	GS-1	41901 20TH ST W PALMDALE, CA	\$ 55.18

Did you know. . .

LATE PAYMENT CHARGE REMINDER

Reminder - A late payment charge of 0.9% will be applied to the total unpaid balance on your account if full payment is not received by the due date on this bill. For designated State agencies, the late payment charge will be applied in accordance with SCE tariffs.



Customer and Service Address

 WHITE FENCE FARMS MUTUAL WATER
 41501 20TH ST W
 PALMDALE CA 93551

Date Bill Prepared

May 22, 2004

 Next Meter Read on or about
 May 24, 2004

Your Customer Account Number
2-02-607-7339
24-hr. Customer Service
1 (800) 990-7788
Service Account
3-003-4216-87
Rotating Outage

Group N001

Rate Schedule

TOU-PA-B

Your current energy usage

Meter Number	From	To	Difference	Multiplier	Usage
ACTUAL READ					
P729K-002089	03/25/04	04/27/04			
	24940	25617	677	40	27,080 kWh
Mid Peak	03/25/04	04/27/04			
	09308	09619	311	40	12,440 kWh
Off Peak	03/25/04	04/27/04			
	14915	15281	366	40	14,640 kWh

Demand Meter Information

Maximum Demand: 107.0 kW

Usage Comparison

	This Year	Last Year	2 Years Ago
Kilowatt-hour (kWh) used	27,080.00	80.00	400.00
Number of days	33	29	30
Average usage per day	820.61	2.76	13.33
Percent change from Last Year	29632%		

Did you know...
ELECTRIC DEFERRED REFUND

Southern California Edison customers in 2003, who were still the customer of record on 1/1/04, are eligible for a one-time Electric Deferred Refund credit. This credit is because of lower fuel costs last year.

Detail of current charges: \$2,275.72

We provide two ways to look at your current charges:

1 By usage:

Billing Period - 03/25/04 to 04/27/04 (33 days) - Winter Season

Delivery Related Charges (A)	\$ 813.05
Generation Related Charges (B)	1,364.48
Electric Deferred Refund	(17.91)

Current Billing Detail Subtotal \$ 2,159.62

Los Angeles Co UUT	\$ 2,159.62 x 5.00000%	107.98
State Tax	27,080 kWh x \$0.00030	8.12

Current Charges Due 06/10/04 \$ 2,275.72
(A) Delivery Related Charges:

Facilities Rel Demand	107 kW x \$3.38000	\$ 361.66
Winter Mid Peak	12,440 kWh x \$0.01052	130.87
Winter Off Peak	14,640 kWh x \$0.01052	154.01
DWR Bond Charge	27,080 kWh x \$0.00493	133.50
Customer Charge		33.01

Delivery Subtotal \$ 813.05

(B) Generation Related Charges:

DWR Generation:		
Winter Mid Peak	3,714 kWh x \$0.08918	\$ 331.21
Winter Off Peak	4,371 kWh x \$0.08918	389.81
SCE Generation:		
Winter Mid Peak	8,726 kWh x \$0.05619	490.31
Winter Off Peak	10,269 kWh x \$0.01396	143.36
Customer Charge		9.79

Customer and Service Address

WHITE FENCE FARMS MUTUAL WATER
41501 20TH ST W
PALMDALE CA 93551

Date Bill Prepared

May 22, 2004

Next Meter Read on or about

May 24, 2004

Your Customer Account Number

2-02-607-7339

24-hr. Customer Service

1 (800) 990-7788

Service Account

3-003-4216-87

Rotating Outage

Group N001

Rate Schedule

TOU-PA-B

Generation Subtotal

\$ 1,364.48

Your daily average cost this period excluding Utility User Tax (UUT) is : \$ 65.69

Service Voltage : 480 Volts

Percentage of energy provided by DWR this period : 29.859 %

Of your total charges, Franchise Fees represent : \$17.46

By rate component:

DWR Generation	\$ 721.02
SCE Generation	643.46
DWR Bond Charge	133.50
Transmission Charges	62.07
Distribution Charges	526.49
Nuclear Decommissioning Charges	12.46
Public Purpose Program Charges	75.28
Electric Deferred Refund	(17.91)
Taxes and Other	119.35

Current Charges

\$ 2,275.72

Customer and Service Address
WHITE FENCE FARMS MUTUAL WATER
ADDRESS AKA 41901 20TH ST W
41901 20TH ST W
PALMDALE CA 93551

Date Bill Prepared
May 22, 2004

Next Meter Read on or about
May 24, 2004

Service Account
3-003-4913-60

Rotating Outage
Group N001

Rate Schedule
GS-1

Your Customer Account Number
2-02-607-7339

24-hr. Customer Service
1 (800) 990-7788

Your current energy usage

Meter Number	From	To	Difference	Multiplier	Usage
ACTUAL READ 732-011126	03/25/04 00746	04/22/04 00760	14	24	336 kWh

Demand Meter Information

Maximum Demand : 1.0 kW

Usage Comparison	This Year	Last Year	2 Years Ago
Kilowatt-hour (kWh) used	336.00	312.00	312.00
Number of days	28	29	30
Average usage per day	12.00	10.76	10.40
Percent change from Last Year	12%		

Did you know. . .

ELECTRIC DEFERRED REFUND

Southern California Edison customers in 2003, who were still the customer of record on 1/1/04, are eligible for a one-time Electric Deferred Refund credit. This credit is because of lower fuel costs last year.

Detail of current charges: \$55.18

We provide two ways to look at your current charges:

1 By usage:

Billing Period - 03/25/04 to 04/22/04 (28 days) - Winter Season

Delivery Related Charges (A)	\$	30.87
Generation Related Charges (B)		22.38
Electric Deferred Refund		(0.79)
Current Billing Detail Subtotal	\$	52.46
Los Angeles Co UUT	\$ 52.46 x 5.00000%	2.62
State Tax	336 kWh x \$0.00030	0.10

Current Charges Due 06/10/04 \$ **55.18**

(A) Delivery Related Charges:		
Winter Energy Charge	336 kWh x \$0.05517	\$ 18.54
DWR Bond Charge	336 kWh x \$0.00493	1.66
Customer Charge	28 Days x \$0.31000	8.68
3 Phase Service Chg	28 Days x \$0.07100	1.99
Delivery Subtotal	\$	30.87
(B) Generation Related Charges:		
DWR Generation:		
Winter Energy Charge	101 kWh x \$0.08918	\$ 9.01
SCE Generation:		
Winter Energy Charge	235 kWh x \$0.04259	10.01
Customer Charge	28 Days x \$0.12000	3.36
Generation Subtotal	\$	22.38

Your daily average cost this period excluding Utility User Tax (UUT) is : \$ 1.88

Service Voltage : 480 Volts

Percentage of energy provided by DWR this period : 30.005 %

Of your total charges, Franchise Fees represent : \$0.42

Customer and Service Address
WHITE FENCE FARMS MUTUAL WATER
ADDRESS AKA 41901 20TH ST W
41901 20TH ST W
PALMDALE CA 93551

Date Bill Prepared
May 22, 2004

Next Meter Read on or about
May 24, 2004

Service Account
3-003-4913-60

Rotating Outage
 Group N001

Rate Schedule
 GS-1

Your Customer Account Number
2-02-607-7339

24-hr. Customer Service
1 (800) 990-7788

2 By rate component:

DWR Generation	\$	9.01
SCE Generation		13.37
DWR Bond Charge		1.66
Transmission Charges		1.43
Distribution Charges		22.93
Nuclear Decommissioning Charges		0.25
Public Purpose Program Charges		1.34
Trust Transfer Amount		3.21
Electric Deferred Refund		(0.79)
Taxes and Other		2.77

Current Charges **\$ 55.18**

WHITE FENCE FARMS MUTUAL WATER CO.
41901 N. 20TH STREET WEST
PALMDALE, CA 93551

WELLS FARGO BANK, N.A.
CALIFORNIA
WWW.WELLSFARGO.COM

10222

16-24
1220 4525

6/1/2004

PAY TO THE
ORDER OF Southern California Edison

\$**2,330.90



Two Thousand Three Hundred Thirty and 90/100*****

DOLLARS

Southern California Edison
P.O. Box 600
Rosemead, CA 91771-0001

MEMO

41901 20th St. W. & Office


 MP

WHITE FENCE FARMS MUTUAL WATER CO.

10222

WHITE FENCE FARMS MUTUAL WATER CO.

10222



Southern California Edison Company
P.O. Box 600, Rosemead, CA 91771-0001

Visit us at:
www.sce.com

Customer and Mailing Address
WHITE FENCE FARMS MUTUAL WATER
41901 20TH ST W
PALMDALE CA 93551

Date Bill Prepared
June 23, 2004

Your Customer Account Number
2-02-607-7339
24-hr. Customer Service
1 (800) 990-7788

Page 1 of 5

ref # 06 SCE 733904

Billing summary

Amount of Previous Statement 05/22/04	\$	2,330.90	
Payment received 06/07/04 - Thank you	\$	(2,330.90)	
Balance Before Current Charges	\$		0.00
Current Charges	\$	2,620.97	
Current Charges Due 07/12/04	\$		2,620.97
Your Total Balance Due	\$	2,620.97	


Summary of billing detail

Service Account	Rate Schedule	Service Address		Current Charges
3-003-4216-87 Billing Period: 4/27/04-05/24/04	TOU-PA-B	41501 20TH ST W PALMDALE, CA	\$	2,549.05
ADDRESS AKA 41901 20TH ST W 3-003-4913-60 Billing Period: 4/22/04-05/24/04	GS-1	41901 20TH ST W PALMDALE, CA	\$	71.92

Did you know. . .

LATE PAYMENT CHARGE REMINDER

Reminder - A late payment charge of 0.9% will be applied to the total unpaid balance on your account if full payment is not received by the due date on this bill. For designated State agencies, the late payment charge will be applied in accordance with SCE tariffs.



Customer and Service Address Date Bill Prepared
WHITE FENCE FARMS MUTUAL WATER June 23, 2004
41501 20TH ST W Next Meter Read on or about
PALMDALE CA 93551 July 23, 2004

Your Customer Account Number
2-02-607-7339

24-hr. Customer Service
1 (800) 990-7788

Service Account Rotating Outage Rate Schedule
3-003-4216-87 Group N001 TOU-PA-B

Your current energy usage

Meter Number	From	To	Difference	Multiplier	Usage
ACTUAL READ					
729K-002089	04/27/04	05/24/04			
	25617	26411	794	40	31,760 kWh
Mid Peak	04/27/04	05/24/04			
	09619	09961	342	40	13,680 kWh
Off Peak	04/27/04	05/24/04			
	15281	15733	452	40	18,080 kWh

Demand Meter Information

Maximum Demand : 120.0 kW

Usage Comparison	This Year	Last Year	2 Years Ago
(kilowatt-hour (kWh) used	31,760.00	3,360.00	5,880.00
Number of days	27	29	28
Average usage per day	1,176.30	115.86	210.00
Percent change from Last Year	915%		

Detail of current charges: \$2,549.05

We provide two ways to look at your current charges:

1 By usage:

Billing Period - 04/27/04 to 05/24/04 (27 days) - Winter Season

Delivery Related Charges (A)	\$	929.30
Generation Related Charges (B)		1,489.29
Current Billing Detail Subtotal	\$	2,418.59
Los Angeles Co UUT	\$ 2,418.59 x 5.00000%	120.93
State Tax	31,760 kWh x \$0.00030	9.53
Current Charges Due 07/12/04	\$	2,549.05

(A) Delivery Related Charges:

Facilities Rel Demand	120 kW	x \$3.38000	\$	405.60
Winter Mid Peak	13,680 kWh	x \$0.01052		143.91
Winter Off Peak	18,080 kWh	x \$0.01052		190.20
DWR Bond Charge	31,760 kWh	x \$0.00493		156.58
Customer Charge				33.01

Delivery Subtotal \$ 929.30

(B) Generation Related Charges:

DWR Generation:				
Winter Mid Peak	3,462 kWh	x \$0.08918	\$	308.74
Winter Off Peak	4,576 kWh	x \$0.08918		408.09
SCE Generation:				
Winter Mid Peak	10,218 kWh	x \$0.05619		574.15
Winter Off Peak	13,504 kWh	x \$0.01396		188.52
Customer Charge				9.79

Generation Subtotal \$ 1,489.29

Your daily average cost this period excluding Utility User Tax (UUT) is : \$ 89.93

Of your total charges, Franchise Fees represent : \$19.56

Percentage of energy provided by DWR this period : 25.308 %

Service Voltage : 480 Volts

2 By rate component:

DWR Generation \$ 716.83

Customer and Service Address
WHITE FENCE FARMS MUTUAL WATER
41501 20TH ST W
PALMDALE CA 93551

Date Bill Prepared
June 23, 2004
Next Meter Read on or about
July 23, 2004

Your Customer Account Number
2-02-607-7339

24-hr. Customer Service
1 (800) 990-7788

Service Account Rotating Outage Rate Schedule
3-003-4216-87 Group N001 TOU-PA-B

SCE Generation	772.46
DWR Bond Charge	156.58
Transmission Charges	69.67
Distribution Charges	596.34
Nuclear Decommissioning Charges	14.61
Public Purpose Program Charges	88.29
Taxes and Other	134.27

Current Charges \$ **2,549.05**

Customer and Service Address **Date Bill Prepared**
WHITE FENCE FARMS MUTUAL WATER June 23, 2004
ADDRESS AKA 41901 20TH ST W **Next Meter Read on or about**
41901 20TH ST W **July 23, 2004**
PALMDALE CA 93551

Service Account **Rotating Outage** **Rate Schedule**
3-003-4913-60 Group N001 GS-1

Your Customer Account Number
2-02-607-7339

24-hr. Customer Service
1 (800) 990-7788

Your current energy usage

Meter Number	From	To	Difference	Multiplier	Usage
ACTUAL READ 32-011126	04/22/04 00760	05/24/04 00779	19	24	456 kWh

Demand Meter Information

Maximum Demand : 2.0 kW

Usage Comparison	This Year	Last Year	2 Years Ago
Kilowatt-hour (kWh) used	456.00	336.00	312.00
Number of days	32	29	28
Average usage per day	14.25	11.59	11.14
Percent change from Last Year	23%		

Detail of current charges: \$71.92

We provide two ways to look at your current charges:

1 By usage:

Billing Period - 04/22/04 to 05/24/04 (32 days) - Winter Season

Delivery Related Charges (A)	\$	39.60
Generation Related Charges (B)		28.76

Current Billing Detail Subtotal	\$	68.36
---------------------------------	----	-------

Los Angeles Co UUT	\$ 68.36 x 5.00000%	3.42
State Tax	456 kWh x \$0.00030	0.14

Current Charges Due 07/12/04	\$	71.92
-------------------------------------	-----------	--------------

(A) Delivery Related Charges:		
Winter Energy Charge	456 kWh x \$0.05517	\$ 25.16
DWR Bond Charge	456 kWh x \$0.00493	2.25
Customer Charge	32 Days x \$0.31000	9.92
3 Phase Service Chg	32 Days x \$0.07100	2.27

Delivery Subtotal	\$	39.60
-------------------	----	-------

(B) Generation Related Charges:		
DWR Generation:		
Winter Energy Charge	118 kWh x \$0.08918	\$ 10.52
SCE Generation:		
Winter Energy Charge	338 kWh x \$0.04259	14.40
Customer Charge	32 Days x \$0.12000	3.84

Generation Subtotal	\$	28.76
---------------------	----	-------

Your daily average cost this period excluding Utility User Tax (UUT) is : \$ 2.14

Of your total charges, Franchise Fees represent : \$0.55

Percentage of energy provided by DWR this period : 25.891 %

Service Voltage : 480 Volts

2 By rate component:

DWR Generation	\$	10.52
SCE Generation		18.24
DWR Bond Charge		2.25
Transmission Charges		1.96
Distribution Charges		28.83
Nuclear Decommissioning Charges		0.34
Public Purpose Program Charges		1.82
Trust Transfer Amount		4.35



Southern California Edison Company
P.O. Box 600, Rosemead, CA 91771-0001

Visit us at:
www.sce.com

Customer and Service Address
WHITE FENCE FARMS MUTUAL WATER
ADDRESS AKA 41901 20TH ST W
1901 20TH ST W
ALMDALE CA 93551

Date Bill Prepared
June 23, 2004
Next Meter Read on or about
July 23, 2004

Your Customer Account Number
2-02-607-7339

24-hr. Customer Service
1 (800) 990-7788

Service Account Rotating Outage Rate Schedule
#003-4913-60 Group N001 GS-1

Taxes and Other 3.61

Current Charges \$ 71.92

WHITE FENCE FARMS MUTUAL WATER CO.
41901 N. 20TH STREET WEST
PALMDALE, CA 93551

WELLS FARGO BANK, N.A.
CAL IIA
WWW.WELLSFARGO.COM

10254

16-24
1220 4525

7/6/2004

PAY TO THE
ORDER OF Southern California Edison

\$ **2,620.07



Two Thousand Six Hundred Twenty and 07/100*****

DOLLARS

Southern California Edison
P.O. Box 600
Rosemead, CA 91771-0001

MEMO

41501 20th St. W. & 41901 20th St. W.



MP

WHITE FENCE FARMS MUTUAL WATER CO.

10254

WHITE FENCE FARMS MUTUAL WATER CO.

10254



Southern California Edison Company
P.O. Box 600, Rosemead, CA 91771-0001

Visit us at:
www.sce.com

Customer and Mailing Address
WHITE FENCE FARMS MUTUAL WATER
41901 20TH ST W
PALMDALE CA 93551

Date Bill Prepared
July 23, 2004

Page 1 of 3

Your Customer Account Number
2-02-607-7339
24-hr. Customer Service
1 (800) 990-7788

ref# 07SCE 733904

Billing summary

Amount of Previous Statement 06/23/04		
Payment received 07/09/04 - Thank you	\$	2,620.97
Previous Charges Due Immediately	\$	(2,620.07)
Current Charges	\$	0.90
Current Charges Due 08/11/04	\$	89.15
Your Total Balance Due	\$	89.15
	\$	90.05

Summary of billing detail

Service Account	Rate Schedule	Service Address	Current Charges
ADDRESS AKA 41901 20TH ST W 3-003-4913-60 Billing Period: 05/24/04-06/23/04	GS-1	41901 20TH ST W PALMDALE, CA	\$ 89.15

Did you know. . .

LATE PAYMENT CHARGE REMINDER

Reminder - A late payment charge of 0.9% will be applied to the total unpaid balance on your account if full payment is not received by the due date on this bill. For designated State agencies, the late payment charge will be applied in accordance with SCE tariffs.

7/28/04 - I called SCE because the bill for the County Well Site is not included. They told me the meter was read on 7/23/04 & the bill is pending. They will send, when ready, under separate cover.

Anna

JUL 28 2004

(-574)

- Please detach stub below and return with your payment -

Customer and Service Address Date Bill Prepared
WHITE FENCE FARMS MUTUAL WATER July 23, 2004
ADDRESS AKA 41901 20TH ST W Next Meter Read on or about
41901 20TH ST W Aug 23, 2004
PALMDALE CA 93551

Service Account Rotating Outage Rate Schedule
3-003-4913-60 Group N001 GS-1

Your Customer Account Number
2-02-607-7339

24-hr. Customer Service
1 (800) 990-7788

Your current energy usage

Meter Number	From	To	Difference	Multiplier	Usage
ACTUAL READ 32-011126	05/24/04 00779	06/23/04 00800	21	24	504 kWh

Demand Meter Information

Maximum Demand : 3.0 kW

Usage Comparison	This Year	Last Year	2 Years Ago
Kilowatt-hour (kWh) used	504.00	576.00	528.00
Number of days	30	32	33
Average usage per day	16.80	18.00	16.00
Percent change from Last Year	(7)%		

Detail of current charges: \$89.15

We provide two ways to look at your current charges:

1 By usage:

Billing Period - 05/24/04 to 06/23/04 (30 days) - Winter/Summer Season

Delivery Related Charges (A)	\$	41.72
Generation Related Charges (B)		43.04
Current Billing Detail Subtotal	\$	84.76
Los Angeles Co UUT	\$ 84.76 x 5.00000%	4.24
State Tax	504 kWh x \$0.00030	0.15

Current Charges Due 08/11/04 \$ **89.15**

(A) Delivery Related Charges:		
Summer Energy Charge	286 kWh x \$0.05517	\$ 15.78
Winter Energy Charge	218 kWh x \$0.05517	12.03
DWR Bond Charge	504 kWh x \$0.00493	2.48
Customer Charge	30 Days x \$0.31000	9.30
3 Phase Service Chg	30 Days x \$0.07100	2.13
Delivery Subtotal	\$	41.72
(B) Generation Related Charges:		
DWR Generation:		
Summer Energy Charge	80 kWh x \$0.08918	\$ 7.13
Winter Energy Charge	61 kWh x \$0.08918	5.44
SCE Generation:		
Summer Energy Charge	206 kWh x \$0.09797	20.18
Winter Energy Charge	157 kWh x \$0.04259	6.69
Customer Charge	30 Days x \$0.12000	3.60
Generation Subtotal	\$	43.04

Your daily average cost this period excluding Utility User Tax (UUT) is : \$ 2.83

Service Voltage : 480 Volts

Percentage of energy provided by DWR this period : 28.034 %

Of your total charges, Franchise Fees represent : \$0.69

2 By rate component:

DWR Generation	\$	12.57
SCE Generation		30.47
DWR Bond Charge		2.48
Transmission Charges		2.16
Distribution Charges		29.82

Customer and Service Address Date Bill Prepared
WHITE FENCE FARMS MUTUAL WATER July 23, 2004
ADDRESS AKA 41901 20TH ST W Next Meter Read on or about
1901 20TH ST W Aug 23, 2004
ALMDALE CA 93551

Service Account Rotating Outage Rate Schedule
#003-4913-60 Group N001 GS-1

Your Customer Account Number

2-02-607-7339

24-hr. Customer Service

1 (800) 990-7788

Nuclear Decommissioning Charges	0.37
Public Purpose Program Charges	2.01
Trust Transfer Amount	4.81
Taxes and Other	4.46

Current Charges **\$ 89.15**

WHITE FENCE FARMS MUTUAL WATER CO.
41901 N. 20TH STREET WEST
PALMDALE, CA 93551

WELLS FARGO BANK, N.A.
CALIFORNIA
WWW.WELLSFARGO.COM

10294

16-24
1220 4525

8/2/2004

PAY TO THE
ORDER OF Southern California Edison

\$**90.05



Ninety and 05/100*****

DOLLARS {

Southern California Edison
P.O. Box 600
Rosemead, CA 91771-0001

MEMO

41901 - 20th St. W.


 NP

WHITE FENCE FARMS MUTUAL WATER CO.

10294

WHITE FENCE FARMS MUTUAL WATER CO.

10294



Southern California Edison Company
P.O. Box 600, Rosemead, CA 91771-0001

Visit us at:
www.sce.com

Customer and Mailing Address
WHITE FENCE FARMS MUTUAL WATER
41901 20TH ST W
PALMDALE CA 93551

Bill Prepared
Aug 21, 2004

Your Customer Account Number
2-02-607-7339
24-hr. Customer Service
1 (800) 990-7788

Page 1 of 5

ref # 08SCE 733904

Billing summary

Amount of Previous Statement 07/23/04	\$	90.05	
Payment received 08/10/04 - Thank you	\$	(90.05)	
Balance Before Current Charges		\$	0.00
Current Charges	\$	6,881.84	
Current Charges Due 09/09/04		\$	6,881.84
Your Total Balance Due		\$	6,881.84

Summary of billing detail

Service Account	Rate Schedule	Service Address	Current Charges
3-003-4216-87 Billing Period: 05/24/04-07/23/04	TOU-PA-B	41501 20TH ST W PALMDALE, CA	\$ 6,771.85
ADDRESS AKA 41901 20TH ST W 3-003-4913-60 Billing Period: 06/23/04-07/23/04	GS-1	41901 20TH ST W PALMDALE, CA	\$ 109.99

Did you know. . .

Late Payment Charge Reminder...

A late payment charge of 0.9% will be applied to the total unpaid balance on your account if full payment is not received by the due date on this bill.

(4-574) - Please detach stub below and return with your payment -

Customer and Service Address
WHITE FENCE FARMS MUTUAL WATER
41501 20TH ST W
PALMDALE CA 93551

Date Bill Prepared
Aug 21, 2004
Next Meter Read on or about
Aug 23, 2004

Your Customer Account Number
2-02-607-7339

24-hr. Customer Service
1 (800) 990-7788

Service Account Rotating Outage Rate Schedule
3-003-4216-87 Group N001 TOU-PA-B

Your current energy usage

Meter Number	From	To	Difference	Multiplier	Usage
ACTUAL READ					
729K-002089	05/24/04	07/23/04			
	26411	28509	2098	40	83,920 kWh
On Peak	06/06/04	07/23/04			
	00717	00781	64	40	2,560 kWh
Mid Peak	06/06/04	07/23/04			
	10080	10799	719	40	28,760 kWh
Off Peak	06/06/04	07/23/04			
	15979	16929	950	40	38,000 kWh
Mid Peak	05/24/04	06/06/04			
	09961	10080	119	40	4,760 kWh
Off Peak	05/24/04	06/06/04			
	15733	15979	246	40	9,840 kWh

Demand Meter Information

Maximum Demand : 126.0 kW

Usage Comparison	This Year	Last Year	2 Years Ago
Kilowatt-hour (kWh) used	83,920.00	160.00	57,160.00
Number of days	60	32	33
Average usage per day	1,398.67	5.00	1,732.12
Percent change from Last Year	27873%		

Did you know...

IMPORTANT INFORMATION ABOUT YOUR RATES...

Your rates have changed. This change reflects recent California Public Utilities Commission decisions regarding the costs of generating and distributing power. These changes may result in an increase or decrease in your bill, depending on your rate schedule and usage pattern.

Detail of current charges: \$6,771.85

We provide two ways to look at your current charges:

1 By usage:

Billing Period - 05/24/04 to 07/23/04 (60 days) - Winter/Summer Season

Delivery Related Charges (A) \$ 2,385.31
Generation Related Charges (B) 4,040.09

Current Billing Detail Subtotal \$ 6,425.40

Los Angeles Co UUT \$ 6,425.40 x 5.00000% 321.27
State Tax 83,920 kWh x \$0.00030 25.18

Current Charges Due 09/09/04 \$ 6,771.85

(A) Delivery Related Charges:

Facilities Rel Demand	126 kW	x \$3.38000	x 60/30 days	\$ 851.76
Summer On Peak	22 kW	x \$4.96000	x 47/30 days	170.95
Summer On Peak	2,560 kWh	x \$0.01052		26.93
Summer Mid Peak	28,760 kWh	x \$0.01052		302.56
Summer Off Peak	38,000 kWh	x \$0.01052		399.76
Winter Mid Peak	4,760 kWh	x \$0.01052		50.08
Winter Off Peak	9,840 kWh	x \$0.01052		103.52
DWR Bond Charge	83,920 kWh	x \$0.00493		413.73
Customer Charge	\$ 33.0100	x 60/30 days		66.02

Delivery Subtotal \$ 2,385.31

Customer and Service Address
VHJTE FENCE FARMS MUTUAL WATER
1501 20TH ST W
ALMDALE CA 93551

Date bill Prepared
Aug 21, 2004
Next Meter Read on or about
Aug 23, 2004

Your Customer Account Number
2-02-607-7339

24-hr. Customer Service
1 (800) 990-7788

Service Account Rotating Outage Rate Schedule
1-003-4216-87 Group N001 TOU-PA-B

(B) Generation Related Charges:

DWR Generation:			
Summer On Peak	735 kWh	x \$0.08918	\$ 65.55
Summer Mid Peak	8,262 kWh	x \$0.08918	736.81
Summer Off Peak	10,917 kWh	x \$0.08918	973.58
Winter Mid Peak	1,368 kWh	x \$0.08918	122.00
Winter Off Peak	2,827 kWh	x \$0.08918	252.11
SCE Generation:			
Summer On Peak	22 kW	x \$2.27000 x 47/30 days	78.24
Summer On Peak	1,825 kWh	x \$0.11563	211.02
Summer Mid Peak	20,498 kWh	x \$0.04462	914.62
Summer Off Peak	27,083 kWh	x \$0.01396	378.08
Winter Mid Peak	3,392 kWh	x \$0.05619	190.60
Winter Off Peak	7,013 kWh	x \$0.01396	97.90
Customer Charge	\$ 9.7900	x 60/30 days	19.58

Generation Subtotal \$ 4,040.09

This bill may be higher than your average bill because this billing period was longer than normal.

Your daily average cost this period excluding Utility User Tax (UUT) is : \$ 107.51

Of your total charges, Franchise Fees represent : \$4.81

Service Voltage : 480 Volts

Of your total charges, Franchise Fees represent : \$47.37

Percentage of energy provided by DWR this period : 28.729 %

2 By rate component:

DWR Generation	\$ 2,150.05
SCE Generation	1,890.04
DWR Bond Charge	413.73
Transmission Charges	147.00
Distribution Charges	1,542.60
Nuclear Decommissioning Charges	38.61
Public Purpose Program Charges	233.30
Taxes and Other	356.52

Current Charges \$ 6,771.85

Customer and Service Address Date Bill Prepared
/HITE FENCE FARMS MUTUAL WATER Aug 21, 2004
ADDRESS AKA 41901 20TH ST W Next Meter Read on or about
1901 20TH ST W Aug 23, 2004
ALMDALE CA 93551
Service Account Rotating Outage Rate Schedule
-003-4913-60 Group N001 GS-1

Your Customer Account Number
2-02-607-7339
24-hr. Customer Service
1 (800) 990-7788

Your current energy usage

Meter Number	From	To	Difference	Multiplier	Usage
CTUAL READ 32-011126	06/23/04 00800	07/23/04 00824	24	24	576 kWh

Demand Meter Information

Maximum Demand : 4.0 kW

Usage Comparison	This Year	Last Year	2 Years Ago
kilowatt-hour (kWh) used	576.00	696.00	480.00
Number of days	30	29	30
Average usage per day	19.20	24.00	16.00
Percent change from Last Year	(20)%		

Did you know...

IMPORTANT INFORMATION ABOUT YOUR RATES...

Our rates have changed. This change reflects recent California Public Utilities Commission decisions regarding the costs of generating and distributing power. These changes may result in an increase or decrease in your bill, depending on your rate schedule and usage pattern.

Detail of current charges: \$109.99

We provide two ways to look at your current charges:

1 By usage:

Billing Period - 06/23/04 to 07/23/04 (30 days) - Summer Season

Delivery Related Charges (A)	\$	46.05
Generation Related Charges (B)		58.54
Current Billing Detail Subtotal	\$	104.59
Los Angeles Co UUT	\$ 104.59 x 5.00000%	5.23
State Tax	576 kWh x \$0.00030	0.17
Current Charges Due 09/09/04	\$	109.99

(A) Delivery Related Charges:		
Summer Energy Charge	576 kWh x \$0.05517	\$ 31.78
DWR Bond Charge	576 kWh x \$0.00493	2.84
Customer Charge	30 Days x \$0.31000	9.30
3 Phase Service Chg	30 Days x \$0.07100	2.13
Delivery Subtotal	\$	46.05
(B) Generation Related Charges:		
DWR Generation:		
Summer Energy Charge	169 kWh x \$0.08918	\$ 15.07
SCE Generation:		
Summer Energy Charge	407 kWh x \$0.09797	39.87
Customer Charge	30 Days x \$0.12000	3.60
Generation Subtotal	\$	58.54

Your daily average cost this period excluding Utility User Tax (UUT) is : \$ 3.49

Service Voltage : 480 Volts

Percentage of energy provided by DWR this period : 29.423 %

Of your total charges, Franchise Fees represent : \$0.70

Customer and Service Address	Date Bill Prepared
WHITE FENCE FARMS MUTUAL WATER	Aug 21, 2004
ADDRESS AKA 41901 20TH ST W	Next Meter Read on or about
901 20TH ST W	Aug 23, 2004
ALMDALE CA 93551	
Service Account	Rotating Outage
003-4913-60	Group N001
	Rate Schedule
	GS-1

Your Customer Account Number

2-02-607-7339

24-hr. Customer Service

1 (800) 990-7788

Of your total charges, Franchise Fees represent: \$0.15

By rate component:

DWR Generation	\$	15.07
SCE Generation		43.47
DWR Bond Charge		2.84
Transmission Charges		2.47
Distribution Charges		32.45
Nuclear Decommissioning Charges		0.43
Public Purpose Program Charges		2.30
Trust Transfer Amount		5.50
Taxes and Other		5.46

Current Charges	\$	109.99
------------------------	-----------	---------------

WHITE FENCE FARMS MUTUAL WATER CO.

41901 N. 20TH STREET WEST
PALMDALE, CA 93551

WELLS FARGO BANK, N.A.
CALIFORNIA
WWW.WELLSFARGO.COM

10327

16-24
1220 4525

9/3/2004

PAY TO THE
ORDER OF Southern California Edison

\$**6,881.84



Six Thousand Eight Hundred Eighty-One and 84/100*****

DOLLARS

Southern California Edison
P.O. Box 600
Rosemead, CA 91771-0001

MEMO

41901 - 20th St. W. and 41501 - 20th St. W.


 MP

WHITE FENCE FARMS MUTUAL WATER CO.

10327

WHITE FENCE FARMS MUTUAL WATER CO.

10327

WHITE FENCE FARMS MUTUAL WATER
41901 20TH ST W
PALMDALE CA 93551-1315

DATE NOTICE PREPARED
Sept 11, 2004

No Further Notice May Be
Given Before Your Service
Is Disconnected

Your Customer Account Number

2-02-607-7339

24-hr. Customer Service

1 (800) 990-7788

Past Due...Service Disconnection Notice

Payment must be received before 5 pm on 09/27/04

Utility Service Past Due Amount.....\$	6,555.34
Other Services Past Due Amount.....\$	326.50
Total Past Due Amount.....\$	6,881.84

IMPORTANT PLEASE READ

Your payment is past due. To avoid disconnection of service, your payment must be received by Southern California Edison before the date shown above.

If your utility service is disconnected, a reconnection charge ranging from \$12.50 to \$60.00 may be required.

A deposit may be required to re-establish your credit whether or not your service is disconnected.

This notice does NOT stop disconnection of service for any other unpaid bill.

Your utility service will NOT be disconnected for other services. However, if you do not pay the total past due amount, your other services may be discontinued or result in legal action, or both.

Southern California Edison will determine how payments are applied.

SEP 15 2004

How To Pay Your Bill

DO NOT MAIL YOUR PAYMENT as it may not be received in time. You may pay your bill through a Southern California Edison approved electronic payment method or bring your notice to a Southern California Edison authorized payment location.

9/15/04 - Called SCE. They received pymt. on 9/13/04.
A late charge has been added to the acct.
Watch due dates. It may not be possible to wait

- Bring in this entire Past Due Service Disconnection Notice when you pay until meeting.

Payment
due

For payment
information, call:

(800) 747-8908

Make check payable to Southern California Edison

Please pay total amount now due

\$6,881.84

Thank you for
paying promptly

Pay Before 5 pm
on 09/27/04

Enter the amount you
paid \$

Your Customer Account #: 2-02-607-7339



WHITE FENCE FARMS MUTUAL WATER
41901 20TH ST W
PALMDALE CA 93551-1315

days to sign
checks

02 607 7339 00000051 0000000000000688184000688184



Southern California Edison Company
P.O. Box 600, Rosemead, CA 91771-0001

Visit us at:
www.sce.com

Customer and Mailing Address
WHITE FENCE FARMS MUTUAL WATER
41901 20TH ST W
PALMDALE CA 93551

Da. Bill Prepared
Sept 22, 2004

Your Customer Account Number
2-02-607-7339
24-hr. Customer Service
1 (800) 990-7788

Page 1 of 5

ref # 09SCE 733904

Billing summary

Amount of Previous Statement 08/21/04	\$	6,881.84	
Payment received 09/13/04 - Thank you	\$	(6,881.84)	
Balance Before Current Charges	\$		0.00
Current Charges	\$	3,967.67	
Late Pymt Chrg	\$	59.00	
Current Amount Due 10/13/04	\$		4,026.67
Your Total Balance Due	\$	4,026.67	


Summary of billing detail

Service Account	Rate Schedule	Service Address	Current Charges
3-003-4216-87 Billing Period: 07/23/04-08/23/04	TOU-PA-B	41501 20TH ST W PALMDALE, CA	\$ 3,841.12
DDRESS AKA 41901 20TH ST W 3-003-4913-60 Billing Period: 07/23/04-08/23/04	GS-1	41901 20TH ST W PALMDALE, CA	\$ 126.55

Did you know. . .

Late Payment Charge Reminder...

A late payment charge of 0.9% will be applied to the total unpaid balance on your account if full payment is not received by the due date on this bill.



14-5741 - Please detach stub below and return with your payment -

Customer and Service Address
WHITE FENCE FARMS MUTUAL WATER
1501 20TH ST W
PALMDALE CA 93551

Date Bill Prepared
Sept 22, 2004

Next Meter Read on or about
Oct 25, 2004

Service Account
1-003-4216-87

Rotating Outage
Group N001

Rate Schedule
TOU-PA-B

Your Customer Account Number
2-02-607-7339

24-hr. Customer Service
1 (800) 990-7788

Your current energy usage

Meter Number	From	To	Difference	Multiplier	Usage
ACTUAL READ 729K-002089	07/23/04	08/23/04			
	28509	29686	1177	40	47,080 kWh
On Peak	07/23/04	08/23/04			
	00781	00818	37	40	1,480 kWh
Mid Peak	07/23/04	08/23/04			
	10799	11234	435	40	17,400 kWh
Off Peak	07/23/04	08/23/04			
	16929	17634	705	40	28,200 kWh

Demand Meter Information

Maximum Demand : 126.0 kW

Usage Comparison	This Year	Last Year	2 Years Ago
Kilowatt-hour (kWh) used	47,080.00	46,880.00	57,840.00
Number of days	31	29	29
Average usage per day	1,518.71	1,616.55	1,994.48
Percent change from Last Year	(6)%		

Detail of current charges: \$3,841.12

We provide two ways to look at your current charges:

1 By usage:

Billing Period - 07/23/04 to 08/23/04 (31 days) - Summer Season

Delivery Related Charges (A)	\$	1,440.42
Generation Related Charges (B)		2,204.34
Current Billing Detail Subtotal	\$	3,644.76
Los Angeles Co UUT	\$ 3,644.76 x 5.00000%	182.24
State Tax	47,080 kWh x \$0.00030	14.12
Current Charges Due 10/13/04	\$	3,841.12

(A) Delivery Related Charges:

Facilities Rel Demand	126 kW	x \$4.18000	x 18/31 days	\$	305.81
Facilities Rel Demand	126 kW	x \$3.38000	x 13/31 days		178.59
Summer On Peak	29 kW	x \$6.38000	x 18/31 days		107.43
Summer On Peak	29 kW	x \$4.96000	x 13/31 days		60.32
Summer On Peak	859 kWh	x \$0.01134			9.74
Summer On Peak	621 kWh	x \$0.01052			6.53
Summer Mid Peak	10,103 kWh	x \$0.01134			114.57
Summer Mid Peak	7,297 kWh	x \$0.01052			76.76
Summer Off Peak	16,374 kWh	x \$0.01134			185.68
Summer Off Peak	11,826 kWh	x \$0.01052			124.41
DWR Bond Charge	47,080 kWh	x \$0.00493			232.10
Customer Charge	\$	42.4400	x 18/31 days		24.64
Customer Charge	\$	33.0100	x 13/31 days		13.84

Delivery Subtotal \$ 1,440.42

(B) Generation Related Charges:

DWR Generation:					
Summer On Peak	264 kWh	x \$0.09056		\$	23.91
Summer On Peak	191 kWh	x \$0.08918			17.03
Summer Mid Peak	3,106 kWh	x \$0.09056			281.28
Summer Mid Peak	2,243 kWh	x \$0.08918			200.03
Summer Off Peak	5,034 kWh	x \$0.09056			455.88
Summer Off Peak	3,635 kWh	x \$0.08918			324.17
SCE Generation:					
Summer On Peak	29 kW	x \$1.87000	x 18/31 days		31.49

Customer and Service Address
WHITE FENCE FARMS MUTUAL WATER
41501 20TH ST W
PALMDALE CA 93551

Date Bill Prepared
Sept 22, 2004
Next Meter Read on or about
Oct 25, 2004

Your Customer Account Number
2-02-607-7339

24-hr. Customer Service
1 (800) 990-7788

Service Account **Rotating Outage** **Rate Schedule**
3-003-4216-87 **Group N001** **TOU-PA-B**

Summer On Peak	29 kW	x \$2.27000	x 13/31 days	27.61
Summer On Peak	595 kWh	x \$0.09530		56.70
Summer On Peak	430 kWh	x \$0.11563		49.72
Summer Mid Peak	6,997 kWh	x \$0.03678		257.35
Summer Mid Peak	5,054 kWh	x \$0.04462		225.51
Summer Off Peak	11,341 kWh	x \$0.01151		130.53
Summer Off Peak	8,190 kWh	x \$0.01396		114.33
Customer Charge	\$	8.0700	x 18/31 days	4.69
Customer Charge	\$	9.7900	x 13/31 days	4.11

Generation Subtotal \$ **2,204.34**

Your daily average cost this period excluding Utility User Tax (UUT) is : \$ 118.03

Percentage of energy provided by DWR this period : 30.740 %

Of your total charges, Franchise Fees represent : \$30.87

Service Voltage : 480 Volts

2 By rate component:

DWR Generation	\$	1,302.30
SCE Generation		902.04
DWR Bond Charge		232.10
Transmission Charges		73.70
Distribution Charges		965.78
Nuclear Decommissioning Charges		21.66
Public Purpose Program Charges		141.55
Taxes and Other		201.99

Current Charges \$ **3,841.12**

Customer and Service Address
WHITE FENCE FARMS MUTUAL WATER
ADDRESS AKA 41901 20TH ST W
H1901 20TH ST W
PALMDALE CA 93551

Date Bill Prepared
Sept 22, 2004

Next Meter Read on or about
Oct 25, 2004

Service Account
3-003-4913-60

Rotating Outage
Group N001

Rate Schedule
GS-1

Your Customer Account Number
2-02-607-7339

24-hr. Customer Service
1 (800) 990-7788

Your current energy usage

Meter Number	From	To	Difference	Multiplier	Usage
ACTUAL READ 32-011126	07/23/04 00824	08/23/04 00852	28	24	672 kWh

Demand Meter Information

Maximum Demand : 4.0 kW

Usage Comparison	This Year	Last Year	2 Years Ago
Kilowatt-hour (kWh) used	672.00	720.00	528.00
Number of days	31	29	28
Average usage per day	21.68	24.83	18.86
Percent change from Last Year	(13)%		

Detail of current charges: \$126.55

We provide two ways to look at your current charges:

1 By usage:

Billing Period - 07/23/04 to 08/23/04 (31 days) - Summer Season

Delivery Related Charges (A)	\$	57.44
Generation Related Charges (B)		62.89
Current Billing Detail Subtotal	\$	120.33
Los Angeles Co UUT	\$ 120.33 x 5.00000%	6.02
State Tax	672 kWh x \$0.00030	0.20

Current Charges Due 10/13/04 **\$ 126.55**

(A) Delivery Related Charges:		
Summer Energy Charge	390 kWh x \$0.06445	\$ 25.14
Summer Energy Charge	282 kWh x \$0.05517	15.56
DWR Bond Charge	672 kWh x \$0.00493	3.31
Customer Charge	18 Days x \$0.40000	7.20
Customer Charge	13 Days x \$0.31000	4.03
3 Phase Service Chg	31 Days x \$0.07100	2.20
Delivery Subtotal	\$	57.44
(B) Generation Related Charges:		
DWR Generation:		
Summer Energy Charge	120 kWh x \$0.09056	\$ 10.87
Summer Energy Charge	87 kWh x \$0.08918	7.76
SCE Generation:		
Summer Energy Charge	270 kWh x \$0.08075	21.80
Summer Energy Charge	195 kWh x \$0.09797	19.10
Customer Charge	18 Days x \$0.10000	1.80
Customer Charge	13 Days x \$0.12000	1.56
Generation Subtotal	\$	62.89

Your daily average cost this period excluding Utility User Tax (UUT) is : \$ 3.89

Service Voltage : 480 Volts

Percentage of energy provided by DWR this period : 30.740 %

Of your total charges, Franchise Fees represent : \$1.02

2 By rate component:

DWR Generation	\$	18.63
SCE Generation		44.26
DWR Bond Charge		3.31

Customer and Service Address
WHITE FENCE FARMS MUTUAL WATER
ADDRESS AKA 41901 20TH ST W
41901 20TH ST W
PALMDALE CA 93551

Date Bill Prepared
Sept 22, 2004
Next Meter Read on or about
Oct 25, 2004

Your Customer Account Number
2-02-607-7339

24-hr. Customer Service
1 (800) 990-7788

Service Account Rotating Outage Rate Schedule
3-003-4913-60 Group N001 GS-1

Transmission Charges	2.88
Distribution Charges	41.35
Nuclear Decommissioning Charges	0.50
Public Purpose Program Charges	2.90
Trust Transfer Amount	6.42
Taxes and Other	6.30

Current Charges \$ **126.55**

WHITE FENCE FARMS MUTUAL WATER CO.
41901 N. 20TH STREET WEST
PALMDALE, CA 93551

WELLS FARGO BANK, N.A.
CALIFORNIA
WWW.WELLSFARGO.COM

10360

16-24
1220 4525

10/4/2004

PAY TO THE
ORDER OF Southern California Edison

\$ **4,026.67



Four Thousand Twenty-Six and 67/100*****

DOLLARS 

Southern California Edison
P.O. Box 600
Rosemead, CA 91771-0001

MEMO

1049 W. Ave. M


 RP

WHITE FENCE FARMS MUTUAL WATER CO.

10360

WHITE FENCE FARMS MUTUAL WATER CO.

10360



Southern California Edison Company
P.O. Box 600, Rosemead, CA 91771-0001

Visit us at:
www.sce.com

Customer and Mailing Address

WHITE FENCE FARMS MUTUAL WATER

41901 20TH ST W

PALMDALE CA 93551

Bill Prepared

Oct 23, 2004

Your Customer Account Number

2-02-607-7339

24-hr. Customer Service

1 (800) 990-7788

Page 1 of 9

ref # 1056E 733904

Billing summary

Amount of Previous Statement 09/22/04	\$	4,026.67	
Payment received 10/08/04 - Thank you	\$	(4,026.67)	
Balance Before Current Charges		\$	0.00
Current Charges	\$	6,429.19	
Current Charges Due 11/12/04		\$	6,429.19
Your Total Balance Due		\$	6,429.19

Summary of billing detail

Service Account	Rate Schedule	Service Address	Current Charges
3-003-4216-87 Billing Period: 08/23/04-09/22/04	TOU-PA-B	41501 20TH ST W PALMDALE, CA	\$ 3,433.95
3-003-4216-87 Billing Period: 09/22/04-10/22/04	TOU-PA-B	41501 20TH ST W PALMDALE, CA	\$ 2,787.50
ADDRESS AKA 41901 20TH ST W 3-003-4913-60 Billing Period: 08/23/04-09/22/04	GS-1	41901 20TH ST W PALMDALE, CA	\$ 122.23
ADDRESS AKA 41901 20TH ST W 3-003-4913-60 Billing Period: 09/22/04-10/22/04	GS-1	41901 20TH ST W PALMDALE, CA	\$ 85.51

Did you know. . .

Late Payment Charge Reminder...

A late payment charge of 0.9% will be applied to the total unpaid balance on your account if full payment is not received by the due date on this bill.

(14-574)

- Please detach stub below and return with your payment -

Customer and Service Address
WHITE FENCE FARMS MUTUAL WATER
 41501 20TH ST W
 PALMDALE CA 93551

 Date Bill Prepared
 Oct 23, 2004
 Next Meter Read on or about
 Nov 23, 2004

 Your Customer Account Number
2-02-607-7339

 Service Account **3-003-4216-87** Rotating Outage Group N001 Rate Schedule TOU-PA-B

 24-hr. Customer Service
1 (800) 990-7788

Your current energy usage

Meter Number	From	To	Difference	Multiplier	Usage
ACTUAL READ					
P729K-002089	08/23/04	09/22/04			
	29686	30711	1025	40	41,000 kWh
On Peak	08/23/04	09/22/04			
	00818	00851	33	40	1,320 kWh
Mid Peak	08/23/04	09/22/04			
	11234	11642	408	40	16,320 kWh
Off Peak	08/23/04	09/22/04			
	17634	18218	584	40	23,360 kWh
Demand Date	Demand From	Time To	Season	Peak	Demand
08/09/04	13:30	13:30	Summer	On Peak	29 kW
08/16/04	09:15	09:15	Summer	Mid Peak	116 kW
08/03/04	06:15	06:15	Summer	Off Peak	126 kW

Demand Meter Information

Maximum Demand : 126.0 kW

Usage Comparison

	This Year	Last Year	2 Years Ago
Kilowatt-hour (kWh) used	41,000.00	47,360.00	48,320.00
Number of days	30	33	29
Average usage per day	1,366.67	1,435.15	1,666.21
Percent change from Last Year	(5)%		

Detail of current charges: \$3,433.95

We provide two ways to look at your current charges:

1 By usage:

Billing Period - 08/23/04 to 09/22/04 (30 days) - Summer Season

Delivery Related Charges (A)		\$ 1,421.21
Generation Related Charges (B)		1,837.50
Current Billing Detail Subtotal		\$ 3,258.71
Los Angeles Co UUT	\$ 3,258.71 x 5.00000%	162.94
State Tax	41,000 kWh x \$0.00030	12.30
Current Charges Due 11/12/04		\$ 3,433.95

(A) Delivery Related Charges:

Facilities Rel Demand	126 kW	x \$4.18000	\$ 526.68
Summer On Peak	29 kW	x \$6.38000	185.02
Summer On Peak	1,320 kWh	x \$0.01134	14.97
Summer Mid Peak	16,320 kWh	x \$0.01134	185.07
Summer Off Peak	23,360 kWh	x \$0.01134	264.90
DWR Bond Charge	41,000 kWh	x \$0.00493	202.13
Customer Charge			42.44

Delivery Subtotal \$ 1,421.21

(B) Generation Related Charges:

DWR Generation:			
Summer On Peak	379 kWh	x \$0.09056	\$ 34.32
Summer Mid Peak	4,685 kWh	x \$0.09056	424.27
Summer Off Peak	6,706 kWh	x \$0.09056	607.30



Southern California Edison Company
P.O. Box 600, Rosemead, CA 91771-0001

Visit us at:
www.sce.com

Customer and Service Address

WHITE FENCE FARMS MUTUAL WATER
41501 20TH ST W
PALMDALE CA 93551

Date Bill Prepared

Oct 23, 2004

Next Meter Read on or about
Nov 23, 2004

Your Customer Account Number

2-02-607-7339

24-hr. Customer Service

1 (800) 990-7788

Service Account

3-003-4216-87

Rotating Outage

Group N001

Rate Schedule

TGU-PA-B

SCE Generation:

Summer On Peak	29 kW	x \$1.87000	54.23
Summer On Peak	941 kWh	x \$0.09530	89.68
Summer Mid Peak	11,635 kWh	x \$0.03678	427.94
Summer Off Peak	16,654 kWh	x \$0.01151	191.69
Customer Charge			8.07

Generation Subtotal

\$ 1,837.50

Your daily average cost this period excluding Utility User Tax (UUT) is : \$ 109.03

Of your total charges, Franchise Fees represent : \$27.60

Percentage of energy provided by DWR this period : 28.709 %

Service Voltage : 480 Volts

2 By rate component:

DWR Generation	
SCE Generation	\$ 1,065.89
DWR Bond Charge	771.61
Transmission Charges	202.13
Distribution Charges	73.46
Nuclear Decommissioning Charges	991.88
Public Purpose Program Charges	18.86
Taxes and Other	129.97
	180.15

Current Charges

\$ 3,433.95



Southern California Edison Company
P.O. Box 600, Rosemead, CA 91771-0001

Visit us at:
www.sce.com

Customer and Service Address

WHITE FENCE FARMS MUTUAL WATER
41501 20TH ST W
PALMDALE CA 93551

Date Bill Prepared

Oct 23, 2004

Next Meter Read on or about
Nov 23, 2004

Your Customer Account Number

2-02-607-7339

24-hr. Customer Service

1 (800) 990-7788

Service Account
3-003-4216-87

Rotating Outage
Group N001

Rate Schedule
TOU-PA-B

Your current energy usage

Meter Number	From	To	Difference	Multiplier	Usage
ACTUAL READ					
P729K-002089	09/22/04	10/22/04			
	30711	31519	808	40	
On Peak	09/22/04	10/03/04			32,320 kWh
	00851	00863	12	40	
Mid Peak	09/22/04	10/03/04			480 kWh
	11642	11797	155	40	
Off Peak	09/22/04	10/03/04			6,200 kWh
	18218	18385	167	40	
Mid Peak	10/03/04	10/22/04			6,680 kWh
	11797	11986	189	40	
Off Peak	10/03/04	10/22/04			7,560 kWh
	18385	18670	285	40	
					11,400 kWh

Demand Meter Information

Maximum Demand : 123.0 kW

Usage Comparison

	This Year	Last Year	2 Years Ago
Kilowatt-hour (kWh) used	32,320.00	32,400.00	16,800.00
Number of days	30	30	32
Average usage per day	1,077.33	1,080.00	525.00
Percent change from Last Year	0%		

Detail of current charges: \$2,787.50

We provide two ways to look at your current charges:

By usage:

Billing Period - 09/22/04 to 10/22/04 (30 days) - Summer/Winter Season

Delivery Related Charges (A)

Generation Related Charges (B) \$ 1,119.85

Current Billing Detail Subtotal \$ 1,525.67

Los Angeles Co UUT

State Tax \$ 2,645.52 x 5.00000% 132.28

32,320 kWh x \$0.00030 9.70

Current Charges Due 11/12/04

\$ 2,787.50

(A) Delivery Related Charges:

Facilities Rel Demand	123 kW	x \$4.18000	\$ 514.14
Summer On Peak	16 kWh	x \$6.38000	102.08
Summer On Peak	480 kWh	x \$0.01134	5.44
Summer Mid Peak	6,200 kWh	x \$0.01134	70.31
Summer Off Peak	6,680 kWh	x \$0.01134	75.75
Winter Mid Peak	7,560 kWh	x \$0.01134	85.73
Winter Off Peak	11,400 kWh	x \$0.01134	129.28
DWR Bond Charge	32,320 kWh	x \$0.00493	159.33
Customer Charge			42.44

Delivery Subtotal

\$ 1,119.85

(B) Generation Related Charges:

DWR Generation:

Summer On Peak	155 kWh	x \$0.09056	\$ 14.04
Summer Mid Peak	1,997 kWh	x \$0.09056	180.85
Summer Off Peak	2,151 kWh	x \$0.09056	194.79
Winter Mid Peak	2,435 kWh	x \$0.09056	220.51
Winter Off Peak	3,671 kWh	x \$0.09056	332.45

SCE Generation:

Summer On Peak	16 kWh	x \$1.87000	\$ 30.32
Summer On Peak	325 kWh	x \$0.09530	30.97

Customer and Service Address

WHITE FENCE FARMS MUTUAL WATER
41501 20TH ST W
PALMDALE CA 93551

Date Bill Prepared

Oct 23, 2004

Next Meter Read on or about
Nov 23, 2004

Your Customer Account Number

2-02-607-7339

24-hr. Customer Service

1 (800) 990-7788

Service Account

3-003-4216-87

Rotating Outage

Group N001

Rate Schedule

TOU-PA-B

Summer Mid Peak	4,203 kWh x \$0.03678	154.59
Summer Off Peak	4,529 kWh x \$0.01151	52.13
Winter Mid Peak	5,125 kWh x \$0.04631	237.34
Winter Off Peak	7,729 kWh x \$0.01151	88.96
Customer Charge		8.07

Generation Subtotal

\$ 1,525.67

Your daily average cost this period excluding Utility User Tax (UUT) is : \$ 88.51

Of your total charges, Franchise Fees represent : \$22.41

Percentage of energy provided by DWR this period : 32.206 %

Service Voltage : 480 Volts

2 By rate component:

DWR Generation	\$ 942.64
SCE Generation	583.03
DWR Bond Charge	159.33
Transmission Charges	71.41
Distribution Charges	767.91
Nuclear Decommissioning Charges	14.87
Public Purpose Program Charges	102.45
Taxes and Other	145.86

Current Charges

\$ 2,787.50



Southern California Edison Company
P.O. Box 600, Rosemead, CA 91771-0001

Visit us at:
www.sce.com

Customer and Service Address

WHITE FENCE FARMS MUTUAL WATER
ADDRESS AKA 41901 20TH ST W
41901 20TH ST W
PALMDALE CA 93551

Date Bill Prepared

Oct 23, 2004
Next Meter Read on or about
Nov 23, 2004

Your Customer Account Number

2-02-607-7339

24-hr. Customer Service

1 (800) 990-7788

Service Account

3-003-4913-60

Rotating Outage

Group N001

Rate Schedule

GS-1

Your current energy usage

Meter Number	From	To	Difference	Multiplier	Usage
ACTUAL READ 732-011126	08/23/04 00852	09/22/04 00879	27	24	648 kWh

Demand Meter Information

Maximum Demand : 4.0 kW

Usage Comparison

Kilowatt-hour (kWh) used

Number of days

Average usage per day

Percent change from Last Year

This Year	Last Year	2 Years Ago
648.00	744.00	528.00
30	33	30
21.60	22.55	17.60
(4)%		

Detail of current charges: \$122.23

We provide two ways to look at your current charges:

1 By usage:

Billing Period - 08/23/04 to 09/22/04 (30 days) - Summer Season

Delivery Related Charges (A)

Generation Related Charges (B)

	\$	59.08
		57.15
Current Billing Detail Subtotal	\$	116.23

Los Angeles Co UUT

State Tax

\$ 116.23 x 5.00000%

648 kWh x \$0.00030

5.81

0.19

Current Charges Due 11/12/04

\$ 122.23

(A) Delivery Related Charges:

Summer Energy Charge

648 kWh x \$0.06445

\$ 41.76

DWR Bond Charge

648 kWh x \$0.00493

3.19

Customer Charge

30 Days x \$0.40000

12.00

3 Phase Service Chg

30 Days x \$0.07100

2.13

Delivery Subtotal

\$ 59.08

(B) Generation Related Charges:

DWR Generation:

Summer Energy Charge

186 kWh x \$0.09056

\$ 16.84

SCE Generation:

Summer Energy Charge

462 kWh x \$0.08075

37.31

Customer Charge

30 Days x \$0.10000

3.00

Generation Subtotal

\$ 57.15

Your daily average cost this period excluding Utility User Tax (UUT) is : \$ 3.88

Of your total charges, Franchise Fees represent : \$0.98

Percentage of energy provided by DWR this period : 28.709 %

Service Voltage : 480 Volts

2 By rate component:

DWR Generation

SCE Generation

DWR Bond Charge

Transmission Charges

Distribution Charges

Nuclear Decommissioning Charges

Public Purpose Program Charges

Trust Transfer Amount

\$ 16.84
40.31
3.19
2.78
43.43
0.48
2.95
6.19



Southern California Edison Company
P.O. Box 600, Rosemead, CA 91771-0001

Visit us at:
www.sce.com

Customer and Service Address

WHITE FENCE FARMS MUTUAL WATER
ADDRESS AKA 41901 20TH ST W
41901 20TH ST W
PALMDALE CA 93551

Date Bill Prepared

Oct 23, 2004

Next Meter Read on or about

Nov 23, 2004

Your Customer Account Number

2-02-607-7339

24-hr. Customer Service

1 (800) 990-7788

Service Account

3-003-4913-60

Rotating Outage

Group N001

Rate Schedule

GS-1

Taxes and Other

6.06

Current Charges

\$

122.23

Customer and Service Address
WHITE FENCE FARMS MUTUAL WATER
ADDRESS AKA 41901 20TH ST W
41901 20TH ST W
PALMDALE CA 93551

Date Bill Prepared
Oct 23, 2004

Next Meter Read on or about
Nov 23, 2004

Service Account
3-003-4913-60

Rotating Outage
Group N001

Rate Schedule
GS-1

Your Customer Account Number
2-02-607-7339

24-hr. Customer Service
1 (800) 990-7788

Your current energy usage

Meter Number	From	To	Difference	Multiplier	Usage
ACTUAL READ 732-011126	09/22/04 00879	10/22/04 00899	20	24	480 kWh

Demand Meter Information

Maximum Demand : 4.0 kW

Usage Comparison	This Year	Last Year	2 Years Ago
Kilowatt-hour (kWh) used	480.00	624.00	312.00
Number of days	30	30	32
Average usage per day	16.00	20.80	9.75
Percent change from Last Year	(23)%		

Detail of current charges: \$85.51

We provide two ways to look at your current charges:

1 By usage:

Billing Period - 09/22/04 to 10/22/04 (30 days) - Summer/Winter Season

Delivery Related Charges (A)	\$	47.43
Generation Related Charges (B)		33.87

Current Billing Detail Subtotal	\$	81.30
---------------------------------	----	-------

Los Angeles Co UUT	\$ 81.30 x 5.00000%	4.07
State Tax	480 kWh x \$0.00030	0.14

Current Charges Due 11/12/04	\$	85.51
-------------------------------------	-----------	--------------

(A) Delivery Related Charges:		
Summer Energy Charge	176 kWh x \$0.06445	\$ 11.34
Winter Energy Charge	304 kWh x \$0.06445	19.59
DWR Bond Charge	480 kWh x \$0.00493	2.37
Customer Charge	30 Days x \$0.40000	12.00
3 Phase Service Chg	30 Days x \$0.07100	2.13

Delivery Subtotal	\$	47.43
-------------------	----	-------

(B) Generation Related Charges:		
DWR Generation:		
Summer Energy Charge	57 kWh x \$0.09056	\$ 5.16
Winter Energy Charge	98 kWh x \$0.09056	8.87
SCE Generation:		
Summer Energy Charge	119 kWh x \$0.08075	9.61
Winter Energy Charge	206 kWh x \$0.03510	7.23
Customer Charge	30 Days x \$0.10000	3.00

Generation Subtotal	\$	33.87
---------------------	----	-------

Your daily average cost this period excluding Utility User Tax (UUT) is : \$ 2.71

Of your total charges, Franchise Fees represent : \$0.69

Percentage of energy provided by DWR this period : 32.206 %

Service Voltage : 480 Volts

2 By rate component:

DWR Generation	\$	14.03
SCE Generation		19.84
DWR Bond Charge		2.37
Transmission Charges		2.05
Distribution Charges		35.83

Customer and Service Address Date Bill Prepared
WHITE FENCE FARMS MUTUAL WATER Oct 23, 2004
ADDRESS AKA 41901 20TH ST W Next Meter Read on or about
41901 20TH ST W Nov 23, 2004
PALMDALE CA 93551

Service Account Rotating Outage Rate Schedule
3-003-4913-60 Group N001 GS-1

Your Customer Account Number
2-02-607-7339

24-hr. Customer Service
1 (800) 990-7788

Nuclear Decommissioning Charges	0.36
Public Purpose Program Charges	2.18
Trust Transfer Amount	4.58
Taxes and Other	4.27

Current Charges	\$ 85.51
------------------------	-----------------

1

2

3

WHITE FENCE FARMS MUTUAL WATER CO.

41901 N. 20TH STREET WEST
PALMDALE, CA 93551

WELLS FARGO BANK, N.A.
CALIF. 41A
WWW.WELLSFARGO.COM

10390

16-24
1220 4525

11/1/2004

PAY TO THE
ORDER OF

Southern California Edison

\$*6,429.19

Six Thousand Four Hundred Twenty-Nine and 19/100*****

DOLLARS

Southern California Edison
P.O. Box 600
Rosemead, CA 91771-0001

MEMO

41501 20TH AND 41901 20TH

John A. H. H. H.
John A. H. H. H.

WHITE FENCE FARMS MUTUAL WATER CO.

10390

WHITE FENCE FARMS MUTUAL WATER CO.

10390



Southern California Edison Company
P.O. Box 600, Rosemead, CA 91771-0001

Visit us at:
www.sce.com

Customer and Mailing Address

WHITE FENCE FARMS MUTUAL WATER
41901 20TH ST W
PALMDALE CA 93551

Date Bill Prepared
Dec 23, 2004

Page 1 of 5

Your Customer Account Number

2-02-607-7339

24-hr. Customer Service

1 (800) 990-7788

ref # 12 SCE 733904

Billing summary

Current Charges

Current Charges Due 01/11/05

\$ 2,305.00

\$ 2,305.00

Your Total Balance Due

\$ 2,305.00

Summary of billing detail

Service Account	Rate Schedule	Service Address	Current Charges
3-003-4216-87 Billing Period: 10/22/04-11/23/04	TOU-PA-B	41501 20TH ST W PALMDALE, CA	\$ 2,239.00
ADDRESS AKA 41901 20TH ST W 3-003-4913-60 Billing Period: 10/22/04-11/23/04	GS-1	41901 20TH ST W PALMDALE, CA	\$ 66.00

Did you know. . .

Late Payment Charge Reminder...

A late payment charge of 0.9% will be applied to the total unpaid balance on your account if full payment is not received by the due date on this bill.

HOLIDAY LIGHTING TIPS...

Be safe with your holiday lights. Replace damaged strands with UL approved lights. Make sure staples and tacks don't pierce the wires. Keep electric decorations and connections dry and off the ground. For more tips go to www.sce.com/safety and click on "Safe Holiday Lighting."

- Please detach stub below and return with your payment -

Customer and Service Address
WHITE FENCE FARMS MUTUAL WATER
41501 20TH ST W
PALMDALE CA 93551

Date Bill Prepared
Dec 23, 2004
Next Meter Read on or about
Jan 25, 2005

Your Customer Account Number
2-02-607-7339

24-hr. Customer Service
1 (800) 990-7788

Service Account
3-003-4216-87

Rotating Outage
Group N001

Rate Schedule
TOU-PA-B

Your current energy usage

Meter Number	From	To	Difference	Multiplier	Usage
ACTUAL READ					
P729K-002089	10/22/04	11/23/04			
	31519	32164	645	40	25,800 kWh
Mid Peak	10/22/04	11/23/04			
	11986	12220	234	40	9,360 kWh
Off Peak	10/22/04	11/23/04			
	18670	19081	411	40	16,440 kWh
Demand Date	Demand From	Time To	Season	Peak	Demand
11/12/04	08:30	08:30	Winter	Mid Peak	106 kW
11/10/04	06:30	06:30	Winter	Off Peak	106 kW

Demand Meter Information

Maximum Demand : 106.0 kW

Usage Comparison	This Year	Last Year	2 Years Ago
Kilowatt-hour (kWh) used	25,800.00	19,760.00	No
Number of days	32	29	Comparable
Average usage per day	806.25	681.38	Usage
Percent change from Last Year	18%		

Detail of current charges: \$2,239.00

We provide two ways to look at your current charges:

1 By usage:

Billing Period - 10/22/04 to 11/23/04 (32 days) - Winter Season

Delivery Related Charges (A)		\$ 905.28
Generation Related Charges (B)		1,219.73
Current Billing Detail Subtotal		\$ 2,125.01
Los Angeles Co UUT	\$ 2,125.01 x 5.00000%	106.25
State Tax	25,800 kWh x \$0.00030	7.74
Current Charges Due 01/11/05		\$ 2,239.00

(A) Delivery Related Charges:

Facilities Rel Demand	106 kW	x \$4.18000	\$ 443.08
Winter Mid Peak	9,360 kWh	x \$0.01134	106.14
Winter Off Peak	16,440 kWh	x \$0.01134	186.43
DWR Bond Charge	25,800 kWh	x \$0.00493	127.19
Customer Charge			42.44

Delivery Subtotal \$ 905.28

(B) Generation Related Charges:

DWR Generation:			
Winter Mid Peak	3,217 kWh	x \$0.09056	\$ 291.33
Winter Off Peak	5,650 kWh	x \$0.09056	511.66
SCE Generation:			
Winter Mid Peak	6,143 kWh	x \$0.04631	284.48
Winter Off Peak	10,790 kWh	x \$0.01151	124.19
Customer Charge			8.07

Generation Subtotal \$ 1,219.73

Customer and Service Address

WHITE FENCE FARMS MUTUAL WATER
41501 20TH ST W
PALMDALE CA 93551

Date Bill Prepared

Dec 23, 2004

Next Meter Read on or about
Jan 25, 2005

Your Customer Account Number

2-02-607-7339

24-hr. Customer Service

1 (800) 990-7788

Service Account

3-003-4216-87

Rotating Outage

Group N001

Rate Schedule

TOU-PA-B

Your daily average cost this period excluding Utility User Tax (UUT) is : \$ 66.65

Service Voltage : 480 Volts

Percentage of energy provided by DWR this period : 34.370 %

Of your total charges, Franchise Fees represent : \$18.00

2 By rate component:

DWR Generation	\$	802.99
SCE Generation		416.74
DWR Bond Charge		127.19
Transmission Charges		61.45
Distribution Charges		619.89
Nuclear Decommissioning Charges		11.87
Public Purpose Program Charges		81.79
Taxes and Other		117.08

Current Charges

\$ **2,239.00**

Customer and Service Address
WHITE FENCE FARMS MUTUAL WATER
ADDRESS AKA 41901 20TH ST W
41901 20TH ST W
PALMDALE CA 93551

Date Bill Prepared
Dec 23, 2004
Next Meter Read on or about
Jan 25, 2005

Service Account 3-003-4913-60
Rotating Outage Group N001
Rate Schedule GS-1

Your Customer Account Number
2-02-607-7339
24-hr. Customer Service
1 (800) 990-7788

Your current energy usage

Meter Number	From	To	Difference	Multiplier	Usage
ACTUAL READ 732-011126	10/22/04 00899	11/23/04 00914	15	24	360 kWh

Maximum Demand : 1.0 kW

Usage Comparison	This Year	Last Year	2 Years Ago
Kilowatt-hour (kWh) used	360.00	432.00	408.00
Number of days	32	29	30
Average usage per day	11.25	14.90	13.60
Percent change from Last Year	(25)%		

Detail of current charges: \$66.00

We provide two ways to look at your current charges:

1 By usage:

Billing Period - 10/22/04 to 11/23/04 (32 days) - Winter Season

Delivery Related Charges (A)		
Generation Related Charges (B)	\$	40.04
Current Billing Detail Subtotal		22.71
Los Angeles Co UUT	\$	62.75
State Tax	\$ 62.75 x 5.00000%	
	360 kWh x \$0.00030	3.14
		0.11
Current Charges Due 01/11/05	\$	66.00

(A) Delivery Related Charges:		
Winter Energy Charge	360 kWh x \$0.06445	\$ 23.20
DWR Bond Charge	360 kWh x \$0.00493	1.77
Customer Charge	32 Days x \$0.40000	12.80
3 Phase Service Chg	32 Days x \$0.07100	2.27
Delivery Subtotal		\$ 40.04
(B) Generation Related Charges:		
DWR Generation:		
Winter Energy Charge	124 kWh x \$0.09056	\$ 11.23
SCE Generation:		
Winter Energy Charge	236 kWh x \$0.03510	8.28
Customer Charge	32 Days x \$0.10000	3.20
Generation Subtotal		\$ 22.71

Your daily average cost this period excluding Utility User Tax (UUT) is : \$ 1.96
Of your total charges, Franchise Fees represent : \$0.53

Percentage of energy provided by DWR this period : 34.370 %
Service Voltage : 480 Volts

2 By rate component:

DWR Generation		\$ 11.23
SCE Generation		11.48
DWR Bond Charge		1.77
Transmission Charges		1.54
Distribution Charges		31.35
Nuclear Decommissioning Charges		0.27
Public Purpose Program Charges		1.64
Trust Transfer Amount		3.44



Southern California Edison Company
P.O. Box 600, Rosemead, CA 91771-0001

Visit us at:
www.sce.com

Customer and Service Address

WHITE FENCE FARMS MUTUAL WATER
ADDRESS AKA 41901 20TH ST W
41901 20TH ST W
PALMDALE CA 93551

Date Bill Prepared

Dec 23, 2004
Next Meter Read on or about
Jan 25, 2005

Your Customer Account Number

2-02-607-7339

24-hr. Customer Service

1 (800) 990-7788

Service Account
3-003-4913-60

Rotating Outage
Group N001

Rate Schedule
GS-1

Taxes and Other

3.28

Current Charges

\$

66.00

WHITE FENCE FARMS MUTUAL WATER CO.
41901 N. 20TH STREET WEST
PALMDALE, CA 93551

WELLS FARGO BANK, N.A.
CALIF. NIA
WWW.WELLSFARGO.COM

10460

16-24
1220 4525

12/23/2004

PAY TO THE ORDER OF Southern California Edison

\$**2,305.00



Two Thousand Three Hundred Five and 00/100*****

DOLLARS

Southern California Edison
P.O. Box 600
Rosemead, CA 91771-0001

MEMO

41501 & 41901 20th St. W.


 MP

WHITE FENCE FARMS MUTUAL WATER CO.

Southern California Edison

Date	Type	Reference	Original Amt.	Balance Due	Discount	Payment
12/23/2004	Bill	12SCE733904	2,305.00	2,305.00		2,305.00
				Check Amount		2,305.00

12/23/2004

10460

Wells Fargo - 045-556319 41501 & 41901 20th St. W.

2,305.00

WHITE FENCE FARMS MUTUAL WATER CO.

Southern California Edison


Date	Type	Reference	Original Amt.	Balance Due	Discount	Payment
12/23/2004	Bill	12SCE733904	2,305.00	2,305.00		2,305.00
				Check Amount		2,305.00

12/23/2004

10460

Wells Fargo - 41501 & 41901 20th St. W.

2,305.00



Date	Days	Rate	kWh	Billing kW	Max kW	Total Bill
12/23/2005	30	TOU-PA-B	18120	122	122.4	1638.12
11/23/2005	29	TOU-PA-B	19069	106	106.1	1608.28
10/25/2005	33	TOU-PA-B	33728	120	120	2996.57
09/22/2005	30	TOU-PA-B	45840	123	123.2	4718.85
08/23/2005	29	TOU-PA-B	49040	140	140	5023.54
07/25/2005	32	TOU-PA-B	52880	123	123.2	5123.29
06/23/2005	30	TOU-PA-B	41760	122	122.4	3846.01
05/24/2005	29	TOU-PA-B	28000	114	113.6	2243.53
04/25/2005	31	TOU-PA-B	21840	102	102.4	1974.98
03/25/2005	29	TOU-PA-B	11120	97	96.8	1190.57
02/24/2005	30	TOU-PA-B	12240	94	94.4	1253.46
01/25/2005	33	TOU-PA-B	12880	95	95.2	1299.28
12/23/2004	30	TOU-PA-B	15840	102	102.4	1502.67
11/23/2004	29	TOU-PA-B	17040	102	101.6	1561.34
10/25/2004	33	TOU-PA-B	36240	121	120.8	2864.81
09/22/2004	30	TOU-PA-B	45200	123	123.2	3456.22
08/23/2004	31	TOU-PA-B	49840	123	123.2	3785.64
07/23/2004	30	TOU-PA-B	49760	126	125.6	3821.45
06/23/2004	30	TOU-PA-B	41760	125	124.8	3489.69
05/24/2004	31	TOU-PA-B	38480	117	116.8	2805.55
04/23/2004	29	TOU-PA-B	25680	106	106.4	2076.92
03/25/2004	29	TOU-PA-B	16000	105	104.8	1481.46
02/25/2004	33	TOU-PA-B	14080	126	125.6	1459.53
01/23/2004	30	TOU-PA-B	12560	97	96.8	1240.52
12/24/2003	33	TOU-PA-B	17680	98	98.4	1517.57
11/21/2003	29	TOU-PA-B	22400	109	108.8	1854.8
10/23/2003	30	TOU-PA-B	36720	118	117.6	2952.73
09/23/2003	33	TOU-PA-B	46400	119	119.2	1223.9
08/21/2003	29	TOU-PA-B	43600	118	117.6	3619.46
07/23/2003	30	TOU-PA-B	48080	122	122.4	4535.49
06/23/2003	32	TOU-PA-B	42160	115	115.2	3965.8
05/22/2003	29	TOU-PA-B	24560	134	134.4	2540.34
04/23/2003	28	TOU-PA-B	17680	101	100.8	1892.33
03/26/2003	29	TOU-PA-B	14720	99	99.2	1657.77
02/25/2003	33	TOU-PA-B	16480	98	97.6	1768.31
01/23/2003	31	TOU-PA-B	13040	94	94.4	1522.59
12/23/2002	32	TOU-PA-B	16880	101	100.8	1833.46
11/21/2002	30	TOU-PA-B	22880	108	108	2318.25
10/22/2002	32	TOU-PA-B	40080	123	123.2	3888.47
09/20/2002	29	TOU-PA-B	43040	122	122.4	4154.53
08/22/2002	30	TOU-PA-B	49680	127	127.2	4745.37
07/23/2002	29	TOU-PA-B	50800	124	124	4774.44
06/24/2002	33	TOU-PA-B	49520	154	154.4	4660.71
05/22/2002	28	TOU-PA-B	30240	114	113.6	2885.52
04/24/2002	29	TOU-PA-B	27680	115	115.2	2682.37
03/26/2002	31	TOU-PA-B	16160	106	106.4	1780.34
02/23/2002	31	TOU-PA-B	80	64	64	234.02
01/23/2002	30	TOU-PA-B	10240	94	94.4	1140.91
12/24/2001	33	TOU-PA-B	13280	93	92.8	1374.86
11/21/2001	29	TOU-PA-B	20000	113	112.8	2026.97
10/23/2001	33	TOU-PA-B	35120	116	116	3441.99
09/20/2001	29	TOU-PA-B	38960	122	122.4	3849.33
08/22/2001	30	TOU-PA-B	44800	123	123.2	4310.07

07/23/2001	32	TOU-PA-B	48400	126	125.6	4598.96
06/21/2001	29	TOU-PA-B	9520	121	120.8	1389.25
05/23/2001	29	TOU-PA-B	8480	116	116	980.71
04/24/2001	29	TOU-PA-B	20000	107	107.2	1746.84
03/26/2001	31	TOU-PA-B	7600	100	100	833.1
02/23/2001	31	TOU-PA-B	9280	101	100.8	995.94
01/23/2001	33	TOU-PA-B	12480	98	97.6	1180.92
12/21/2000	30	TOU-PA-B	16000	109	108.8	1367.61
11/21/2000	29	TOU-PA-B	18560	111	111.2	1438.59
10/23/2000	32	TOU-PA-B	32160	123	123.2	2264.16
09/21/2000	30	TOU-PA-B	38960	123	123.2	2867.49
08/22/2000	29	TOU-PA-B	46160	123	123.2	3183.09
07/24/2000	32	TOU-PA-B	48800	122	122.4	3309.42
06/22/2000	30	TOU-PA-B	43600	123	123.2	3038.09
05/23/2000	32	TOU-PA-B	31920	122	121.6	2259.09
04/21/2000	28	TOU-PA-B	22080	123	123.2	1667.63
03/24/2000	29	TOU-PA-B	7120	98	98.4	757.82
02/24/2000	31	TOU-PA-B	2960	94	93.6	504.73
01/24/2000	33	TOU-PA-B	12880	106	106.4	1191.45



Southern California Edison Company
P.O. Box 600, Rosemead, CA 91771-0001

Visit us at:
www.sce.com

Customer and Mailing Address
WHITE FENCE FARMS MUTUAL WATER
41901 20TH ST W
PALMDALE CA 93551

Date Bill Prepared
Jan 24, 2004

Your Customer Account Number
2-02-607-7560
24-hr. Customer Service
1 (800) 896-1245

Page 1 of 4


ref # 01SCE 756004

Billing summary

Amount of Previous Statement 12/26/03	\$	1,517.57	
Payment received 01/09/04 - Thank you	\$	(1,517.57)	
Balance Before Current Charges		\$	0.00
Current Charges	\$	1,224.50	
Current Charges Due 02/12/04		\$	1,224.50
Your Total Balance Due		\$	1,224.50

Summary of billing detail

Service Account	Rate Schedule	Service Address	Current Charges
3-002-0243-53 Credit Adjustment 08/22/02-09/20/02	TOU-PA-B	1049 W AVENUE M LANCASTER, CA	\$ (1.21)
3-002-0243-53 Credit Adjustment 09/20/02-10/22/02	TOU-PA-B	1049 W AVENUE M LANCASTER, CA	\$ (4.36)
3-002-0243-53 Credit Adjustment 10/22/02-11/21/02	TOU-PA-B	1049 W AVENUE M LANCASTER, CA	\$ (5.40)
3-002-0243-53 Credit Adjustment 11/21/02-12/23/02	TOU-PA-B	1049 W AVENUE M LANCASTER, CA	\$ (5.05)
3-002-0243-53 Billing Period: 12/24/03-01/23/04	TOU-PA-B	1049 W AVENUE M LANCASTER, CA	\$ 1,240.52



14-5741 - Please detach stub below and return with your payment -



Southern California Edison Company
P.O. Box 600, Rosemead, CA 91771-0001

Visit us at:
www.sce.com

Customer and Mailing Address

Date Bill Prepared

WHITE FENCE FARMS MUTUAL WATER

Jan 24, 2004

11901 20TH ST W

PALMDALE CA 93551

Your Customer Account Number

2-02-607-7560

24-hr. Customer Service

1 (800) 896-1245

Page 2 of 4

Did you know. . .

Your bill has been corrected...

Effective September 1, 2002, there was a change in SCE's tariffs. This change may have affected both energy and demand charges. This has been corrected and the resulting adjustment is included in this statement. We sincerely apologize for any inconvenience this may cause. If you have any questions please call the phone number at the top of this statement.

LATE PAYMENT CHARGE REMINDER

Reminder - A late payment charge of 0.9% will be applied to the total unpaid balance on your account if full payment is not received by the due date on this bill. For designated State agencies, the late payment charge will be applied in accordance with SCE tariffs.

Customer and Service Address
WHITE FENCE FARMS MUTUAL WATER
1049 W AVENUE M
LANCASTER CA 93534

Date Bill Prepared
Jan 24, 2004
Next Meter Read on or about
Jan 26, 2004

Your Customer Account Number
2-02-607-7560

24-hr. Customer Service
1 (800) 896-1245

Service Account
3-002-0243-53

Rotating Outage
Group N001

Rate Schedule
TOU-PA-B

Your current energy usage

Meter Number	From	To	Difference	Multiplier	Usage
ACTUAL READ					
0726K-002349	12/24/03	01/23/04			
	16393	16550	157	80	12,560 kWh
Mid Peak	12/24/03	01/23/04			
	06834	06908	74	80	5,920 kWh
Off Peak	12/24/03	01/23/04			
	09227	09310	83	80	6,640 kWh
Demand Date	Demand From	Time To	Season	Peak	Demand
1/14/04	20:00	20:00	Winter	Mid Peak	97 kW
1/12/04	07:15	07:15	Winter	Off Peak	95 kW

Demand Meter Information

Maximum Demand : 97.0 kW

Usage Comparison	This Year	Last Year	2 Years Ago
Kilowatt-hour (kWh) used	12,560.00	13,040.00	10,240.00
Number of days	30	31	30
Average usage per day	418.67	420.65	341.33
Percent change from Last Year	(1)%		

Detail of current charges: \$1,240.52

We provide two ways to look at your current charges:

By usage:

Billing Period - 12/24/03 to 01/23/04 (30 days) - Winter Season

Delivery Related Charges (A)	\$	547.82
Generation Related Charges (B)		689.27
Current Billing Detail Subtotal	\$	1,237.09
State Tax		2.76
State Tax		0.67
Current Charges Due 02/12/04	\$	1,240.52

(A) Delivery Related Charges:

Facilities Rel Demand	97 kW	x \$3.38000	\$	327.86
Winter Mid Peak	4,341 kWh	x \$0.01038		45.06
Winter Mid Peak	1,579 kWh	x \$0.01062		16.77
Winter Off Peak	4,869 kWh	x \$0.01038		50.54
Winter Off Peak	1,771 kWh	x \$0.01062		18.81
DWR Bond Charge	12,560 kWh	x \$0.00444		55.77
Customer Charge				33.01

Delivery Subtotal \$ 547.82

(B) Generation Related Charges:

DWR Generation:				
Winter Mid Peak	1,736 kWh	x \$0.10287	\$	178.58
Winter Off Peak	1,947 kWh	x \$0.10287		200.29
SCE Generation:				
Winter Mid Peak	4,184 kWh	x \$0.05619		235.10
Winter Off Peak	4,693 kWh	x \$0.01396		65.51
Customer Charge				9.79



Southern California Edison Company
P.O. Box 600, Rosemead, CA 91771-0001

Visit us at:
www.sce.com

Customer and Service Address
WHITE FENCE FARMS MUTUAL WATER
1049 W AVENUE M
LANCASTER CA 93534

Date Bill Prepared
Jan 24, 2004
Next Meter Read on or about
Jan 26, 2004

Your Customer Account Number
2-02-607-7560

24-hr. Customer Service
1 (800) 896-1245

Service Account Rotating Outage Rate Schedule
3-002-0243-53 Group N001 TOU-PA-B

Generation Subtotal	\$	689.27
---------------------	----	--------

Your daily average cost this period is : \$ 41.35

Service Voltage : 480 Volts

Percentage of energy provided by DWR this period : 29.329 %

Of your total charges, Franchise Fees represent : \$10.00

2 By rate component:

DWR Generation	\$	378.87
SCE Generation		310.40
DWR Bond Charge		55.77
Transmission Charges		54.20
Distribution Charges		395.01
Nuclear Decommissioning Charges		5.78
Public Purpose Program Charges		34.92
Taxes and Other		5.57

Current Charges	\$	1,240.52
-----------------	----	----------

WHITE FENCE FARMS MUTUAL WATER CO.
41901 N. 20TH STREET WEST
PALMDALE, CA 93551

WELLS FARGO BANK, N.A.
CAL IIA
WWW.WELLSFARGO.COM

10085

16-24
1220 4525

2/2/2004

PAY TO THE
ORDER OF

Southern California Edison

\$ **1,224.50



One Thousand Two Hundred Twenty-Four and 50/100*****

DOLLARS 

Southern California Edison
P.O. Box 600
Rosemead, CA 91771-0001

MEMO

1049 W. Ave. M


 MP

Details on back.
Security Features Included

WHITE FENCE FARMS MUTUAL WATER CO.

10085

WHITE FENCE FARMS MUTUAL WATER CO.

10085



Southern California Edison Company
P.O. Box 600, Rosemead, CA 91771-0001

Visit us at:
www.sce.com

Customer and Service Address Date Bill Prepared
WHITE FENCE FARMS MUTUAL WATER Feb 26, 2004
1049 W AVENUE M Next Meter Read on or about
LANCASTER CA 93534 March 25, 2004

Service Account Rotating Outage Rate Schedule
3-002-0243-53 Group N001 TOU-PA-B

Your Customer Account Number
2-02-607-7560
24-hr. Customer Service
1 (800) 896-1245

Ref # 02SCE 756004

Billing summary

Amount of Previous Statement 01/24/04	\$	1,224.50
Payment received 02/10/04 - Thank you	\$	(1,224.50)
Balance Before Current Charges	\$	0.00
Current Charges	\$	1,459.53
Current Charges Due 03/16/04	\$	1,459.53
Your Total Balance Due	\$	1,459.53

Your current energy usage

Meter Number	From	To	Difference	Multiplier	Usage
ACTUAL READ					
0726K-002349	01/23/04	02/25/04			
	16550	16726	176	80	14,080 kWh
Mid Peak	01/23/04	02/25/04			
	06908	06988	80	80	6,400 kWh
Off Peak	01/23/04	02/25/04			
	09310	09406	96	80	7,680 kWh
Demand Date	Demand Time From	To	Season	Peak	Demand
02/20/04	11:45	11:45	Winter	Mid Peak	126 kW
02/01/04	09:15	09:15	Winter	Off Peak	98 kW

Demand Meter Information

Maximum Demand : 126.0 kW

Usage Comparison	This Year	Last Year	2 Years Ago
Kilowatt-hour (kWh) used	14,080.00	16,480.00	80.00
Number of days	33	33	31
Average usage per day	426.67	499.39	2.58
Percent change from Last Year	(15)%		

Did you know...

LATE PAYMENT CHARGE REMINDER

Reminder - A late payment charge of 0.9% will be applied to the total unpaid balance on your account if full payment is not received by the due date on this bill. For designated State agencies, the late payment charge will be applied in accordance with SCE

14-574) - Please detach stub below and return with your payment -



Customer and Service Address Date Bill Prepared
WHITE FENCE FARMS MUTUAL WATER Feb 26, 2004
049-W AVENUE M Next Meter Read on or about
ANCASTR CA 93534 March 25, 2004

Your Customer Account Number
2-02-607-7560
24-hr. Customer Service
1 (800) 896-1245

Service Account Rotating Outage Rate Schedule
1-002-0243-53 Group N001 TOU-PA-B

riffs.

Detail of current charges: \$1,459.53
We provide two ways to look at your current charges:

1 By usage:

Billing Period - 01/23/04 to 02/25/04 (33 days) - Winter Season

Delivery Related Charges (A)	\$	674.00
Generation Related Charges (B)		781.31
Current Billing Detail Subtotal	\$	1,455.31
State Tax 14,080 kWh x \$0.00030		4.22

Current Charges Due 03/16/04	\$	1,459.53
-------------------------------------	-----------	-----------------

(A) Delivery Related Charges:		
Facilities Rel Demand	126 kW x \$3.38000	\$ 425.88
Winter Mid Peak	4,655 kWh x \$0.01052	48.97
Winter Mid Peak	1,745 kWh x \$0.01038	18.11
Winter Off Peak	5,585 kWh x \$0.01052	58.75
Winter Off Peak	2,095 kWh x \$0.01038	21.75
DWR Bond Charge	10,240 kWh x \$0.00493	50.48
DWR Bond Charge	3,840 kWh x \$0.00444	17.05
Customer Charge		33.01
Delivery Subtotal		\$ 674.00
(B) Generation Related Charges:		
DWR Generation:		
Winter Mid Peak	1,686 kWh x \$0.08918	\$ 150.36
Winter Mid Peak	632 kWh x \$0.10287	65.01
Winter Off Peak	2,023 kWh x \$0.08918	180.41
Winter Off Peak	758 kWh x \$0.10287	77.98
SCE Generation:		
Winter Mid Peak	4,082 kWh x \$0.05619	229.37
Winter Off Peak	4,899 kWh x \$0.01396	68.39
Customer Charge		9.79
Generation Subtotal		\$ 781.31

Your daily average cost this period is : \$ 44.23
Service Voltage : 480 Volts
Percentage of energy provided by DWR this period : 36.211 %
Of your total charges, Franchise Fees represent : \$11.77

2 By rate component:

DWR Generation	\$	473.76
SCE Generation		307.55
DWR Bond Charge		67.53
Transmission Charges		71.85
Distribution Charges		487.32
Nuclear Decommissioning Charges		6.48
Public Purpose Program Charges		39.14
Taxes and Other		5.90
Current Charges	\$	1,459.53

41901 N. 20TH STREET WEST
PALMDALE, CA 93551

WELLS FARGO BANK, N.A.
CALIF. 1A
WWW.WELLSFARGO.COM

$$\frac{16-24}{1220} 4525$$

3/2/2004

PAY TO THE
ORDER OF Southern California Edison

\$**1,459.53

One Thousand Four Hundred Fifty-Nine and 53/100*****

DOLLARS

Southern California Edison
P.O. Box 600
Rosemead, CA 91771-0001

MEMO

1049 W. Ave. M

if I had
Olen Mitchell

WHITE FENCE FARMS MUTUAL WATER CO.

10110

WHITE FENCE FARMS MUTUAL WATER CO.

10110



Southern California Edison Company
P.O. Box 600, Rosemead, CA 91771-0001

Visit us at:
www.sce.com

Customer and Service Address Date Bill Prepared
WHITE FENCE FARMS MUTUAL WATER March 26, 2004
1049 W AVENUE M Next Meter Read on or about
LANCASTER CA 93534 April 23, 2004

Your Customer Account Number
2-02-607-7560
24-hr. Customer Service
1 (800) 896-1245

Service Account Rotating Outage Rate Schedule
3-002-0243-53 Group N001 TOU-PA-B

ref# 03SCE 756004

Billing summary

Amount of Previous Statement 02/26/04	\$	1,459.53	
Payment received 03/05/04 - Thank you	\$	(1,459.53)	
Balance Before Current Charges	\$		0.00
Current Charges	\$	1,481.46	
Current Charges Due 04/14/04	\$		1,481.46
Your Total Balance Due	\$	1,481.46	

Your current energy usage

Meter Number	From	To	Difference	Multiplier	Usage
ACTUAL READ					
0726K-002349	02/25/04	03/25/04			
	16726	16926	200	80	16,000 kWh
Mid Peak	02/25/04	03/25/04			
	06988	07083	95	80	7,600 kWh
Off Peak	02/25/04	03/25/04			
	09406	09511	105	80	8,400 kWh
Demand	Demand Time				
Rate	From	To	Season	Peak	Demand
3/16/04	18:15	18:15	Winter	Mid Peak	100 kW
3/25/04	06:45	06:45	Winter	Off Peak	105 kW

Demand Meter Information

Maximum Demand: 105.0 kW

Usage Comparison	This Year	Last Year	2 Years Ago
Low watt-hour (kWh) used	16,000.00	14,720.00	16,160.00
Number of days	29	29	31
Average usage per day	551.72	507.59	521.29
Percent change from Last Year	9%		

Did you know...

LATE PAYMENT CHARGE REMINDER

Reminder - A late payment charge of 0.9% will be applied to the total unpaid balance on your account if full payment is not received by the due date on this bill. For designated State agencies, the late payment charge will be applied in accordance with SCE

4-5741 - Please detach stub below and return with your payment -



Southern California Edison Company
P.O. Box 600, Rosemead, CA 91771-0001

Visit us at:
www.sce.com

Customer and Service Address Date Bill Prepared
WHITE FENCE FARMS MUTUAL WATER March 26, 2004
1049 W AVENUE M Next Meter Read on or about
LANCASTER CA 93534 April 23, 2004

Your Customer Account Number
2-02-607-7560
24-hr. Customer Service
1 (800) 896-1245

Service Account Rotating Outage Rate Schedule
3-002-0243-53 Group N001 TOU-PA-B

ariffs.

VOLUNTARY RENEWABLE ENERGY CONTRIBUTIONS ...

California air quality can use your help. Look inside the enclosed Connection newsletter
for information about the Voluntary Renewable Contribution Program.

Detail of current charges: \$1,481.46

We provide two ways to look at your current charges:

1 By usage:

Billing Period - 02/25/04 to 03/25/04 (29 days) - Winter Season

Delivery Related Charges (A)	\$	635.11
Generation Related Charges (B)		841.55
Current Billing Detail Subtotal	\$	1,476.66
State Tax 16,000 kWh x \$0.00030		4.80

Current Charges Due 04/14/04	\$	1,481.46
-------------------------------------	-----------	-----------------

(A) Delivery Related Charges:

Facilities Rel Demand	105 kW	x \$3.38000	\$	354.90
Winter Mid Peak	7,600 kWh	x \$0.01052		79.95
Winter Off Peak	8,400 kWh	x \$0.01052		88.37
DWR Bond Charge	16,000 kWh	x \$0.00493		78.88
Customer Charge				33.01

Delivery Subtotal	\$	635.11
-------------------	----	--------

(B) Generation Related Charges:

DWR Generation:			\$	
Winter Mid Peak	2,475 kWh	x \$0.08918		220.72
Winter Off Peak	2,736 kWh	x \$0.08918		244.00
SCE Generation:				
Winter Mid Peak	5,125 kWh	x \$0.05619		287.97
Winter Off Peak	5,664 kWh	x \$0.01396		79.07
Customer Charge				9.79

Generation Subtotal	\$	841.55
---------------------	----	--------

Your daily average cost this period is : \$ 51.08

Service Voltage : 480 Volts

Percentage of energy provided by DWR this period : 32.571 %

Of your total charges, Franchise Fees represent : \$11.94

2 By rate component:

DWR Generation	\$	464.72
SCE Generation		376.83
DWR Bond Charge		78.88
Transmission Charges		60.49
Distribution Charges		441.98
Nuclear Decommissioning Charges		7.36
Public Purpose Program Charges		44.48
Taxes and Other		6.72

Current Charges	\$	1,481.46
------------------------	-----------	-----------------

WHITE FENCE FARMS MUTUAL WATER CO.

41901 N. 20TH STREET WEST
PALMDALE, CA 93551

WELLS FARGO BANK, N.A.

CALIFORNIA
WWW.WELLSFARGO.COM

10155

16-24
1220 4525

4/5/2004

PAY TO THE
ORDER OF

Southern California Edison

\$**1,481.46



One Thousand Four Hundred Eighty-One and 46/100*****

DOLLARS 

Southern California Edison
P.O. Box 600
Rosemead, CA 91771-0001

MEMO

1049 W. Ave. M


 MP

Details on back.
Security Features Included

WHITE FENCE FARMS MUTUAL WATER CO.

10155

WHITE FENCE FARMS MUTUAL WATER CO.

10155



Southern California Edison Company
P.O. Box 600, Rosemead, CA 91771-0001

Visit us at:
www.sce.com

Customer and Service Address

WHITE FENCE FARMS MUTUAL WATER
1049 W AVENUE M
LANCASTER CA 93534

Date bill Prepared

April 24, 2004

Next Meter Read on or about
May 24, 2004

Your Customer Account Number

2-02-607-7560

24-hr. Customer Service

1 (800) 896-1245

Ref# 04SCE756004

Service Account

3-002-0243-53

Rotating Outage

Group N001

Rate Schedule

TOU-PA-B

Billing summary

Amount of Previous Statement 03/26/04

Payment received 04/09/04 - Thank you

Balance Before Current Charges

\$ 1,481.46

\$ (1,481.46)

Current Charges

\$

0.00

Current Charges Due 05/13/04

\$ 2,076.92

\$

2,076.92

Your Total Balance Due

\$

2,076.92

Your current energy usage

Meter Number

ACTUAL READ
P0726K-002349

From	To	Difference	Multiplier	Usage
03/25/04	04/23/04			
16926	17247	321	80	25,680 kWh
03/25/04	04/23/04			
07083	07235	152	80	12,160 kWh
03/25/04	04/23/04			
09511	09680	169	80	13,520 kWh

Demand Date

Demand Time

From

To

Season

Peak

Demand

04/14/04

08:15

08:15

Winter

Mid Peak

106 kW

04/10/04

08:15

08:15

Winter

Off Peak

106 kW

Maximum Demand: 106.0 kW

Usage Comparison

Kilowatt-hour (kWh) used

Number of days

Average usage per day

Percent change from Last Year

This Year

25,680.00

29

885.52

40%

Last Year

17,680.00

28

631.43

2 Years Ago

27,680.00

29

954.48

Did you know...

LATE PAYMENT CHARGE REMINDER

Reminder - A late payment charge of 0.9% will be applied to the total unpaid balance on your account if full payment is not received by the due date on this bill. For designated State agencies, the late payment charge will be applied in accordance with SCE

- Please detach stub below and return with your payment -



Southern California Edison Company
P.O. Box 600, Rosemead, CA 91771-0001

Visit us at:
www.sce.com

Customer and Service Address Date Bill Prepared
WHITE FENCE FARMS MUTUAL WATER April 24, 2004
1049 W AVENUE M Next Meter Read on or about
LANCASTER CA 93534 May 24, 2004

Your Customer Account Number

2-02-607-7560

24-hr. Customer Service

1 (800) 896-1245

Service Account Rotating Outage Rate Schedule
3-002-0243-53 Group N001 TOU-PA-B

ariffs.

ELECTRIC DEFERRED REFUND

Southern California Edison customers in 2003, who were still the customer of record on 1/1/04, are eligible for a one-time Electric Deferred Refund credit. This credit is because of lower fuel costs last year.

Detail of current charges: \$2,076.92

We provide two ways to look at your current charges:

1 By usage:

Billing Period - 03/25/04 to 04/23/04 (29 days) - Winter Season

Delivery Related Charges (A)	\$	788.04
Generation Related Charges (B)		1,307.75
Electric Deferred Refund		(26.57)
Current Billing Detail Subtotal	\$	2,069.22
State Tax 25,680 kWh x \$0.00030		7.70

Current Charges Due 05/13/04	\$	2,076.92
-------------------------------------	-----------	-----------------

(A) Delivery Related Charges:

Facilities Rel Demand	106 kW x \$3.38000	\$	358.28
Winter Mid Peak	12,160 kWh x \$0.01052		127.92
Winter Off Peak	13,520 kWh x \$0.01052		142.23
DWR Bond Charge	25,680 kWh x \$0.00493		126.60
Customer Charge			33.01

Delivery Subtotal	\$	788.04
-------------------	----	--------

(B) Generation Related Charges:

DWR Generation:			
Winter Mid Peak	3,652 kWh x \$0.08918	\$	325.69
Winter Off Peak	4,061 kWh x \$0.08918		362.16
SCE Generation:			
Winter Mid Peak	8,508 kWh x \$0.05619		478.06
Winter Off Peak	9,459 kWh x \$0.01396		132.05
Customer Charge			9.79

Generation Subtotal	\$	1,307.75
---------------------	----	----------

Your daily average cost this period is : \$ 71.62

Service Voltage : 480 Volts

Percentage of energy provided by DWR this period : 30.034 %

Of your total charges, Franchise Fees represent : \$16.73

2 By rate component:

DWR Generation	\$	687.85
SCE Generation		619.90
DWR Bond Charge		126.60
Transmission Charges		61.45
Distribution Charges		513.71
Nuclear Decommissioning Charges		11.81
Public Purpose Program Charges		71.39
Electric Deferred Refund		(26.57)
Taxes and Other		10.78

Current Charges	\$	2,076.92
------------------------	-----------	-----------------

WHITE FENCE FARMS MUTUAL WATER CO.

41901 N. 20TH STREET WEST
PALMDALE, CA 93551

WELLS FARGO BANK, N.A.
CALIFORNIA
WWW.WELLSFARGO.COM

10190

16-24
1220 4525

5/3/2004

PAY TO THE
ORDER OF Southern California Edison

\$**2,076.92



Two Thousand Seventy-Six and 92/100*****

DOLLARS 

Southern California Edison
P.O. Box 600
Rosemead, CA 91771-0001

MEMO

1049 W. Ave. M


 M*

WHITE FENCE FARMS MUTUAL WATER CO.

10190

WHITE FENCE FARMS MUTUAL WATER CO.

10190



Southern California Edison Company
P.O. Box 600, Rosemead, CA 91771-0001

Visit us at:
www.sce.com

Customer and Service Address

Date L Prepared

WHITE FENCE FARMS MUTUAL WATER May 25, 2004

1049 W AVENUE M

Next Meter Read on or about
June 23, 2004

LANCASTER CA 93534

Your Customer Account Number

2-02-607-7560

24-hr. Customer Service

1 (800) 896-1245

Service Account

Rotating Outage

Rate Schedule

3-002-0243-53

Group.N001

TOU-PA-B

Billing summary

ref #05 SCE 756004

Amount of Previous Statement 04/24/04

Payment received 05/06/04 - Thank you

\$ 2,076.92

\$ (2,076.92)

Balance Before Current Charges

\$ 0.00

Current Charges

Current Charges Due 06/14/04

\$ 2,805.55

\$ 2,805.55

Your Total Balance Due

\$ 2,805.55

Your current energy usage

Meter Number *

From To Difference Multiplier Usage

ACTUAL READ
0726K-002349

04/23/04 05/24/04

17247 17728

481

80

38,480 kWh

Mid Peak

04/23/04 05/24/04

07235 07426

191

80

15,280 kWh

Off Peak

04/23/04 05/24/04

09680 09970

290

80

23,200 kWh

Demand
Rate

Demand Time

From To

Season

Peak

Demand

5/24/04

08:15 08:15

Winter

Mid Peak

113 kW

5/20/04

07:15 07:15

Winter

Off Peak

117 kW

Demand Meter Information

Maximum Demand : 117.0 kW

Usage Comparison

Low watt-hour (kWh) used

Number of days

Average usage per day

Percent change from Last Year

This Year

38,480.00

31

1,241.29

47%

Last Year

24,560.00

29

846.90

2 Years Ago

30,240.00

28

1,080.00

Did you know...

STATE PAYMENT CHARGE REMINDER

Reminder - A late payment charge of 0.9% will be applied to the total unpaid

balance on your account if full payment is not received by the due date on this bill. For

designated State agencies, the late payment charge will be applied in accordance with SCE

(574)

- Please detach stub below and return with your payment -

Customer and Service Address Date Prepared
WHITE FENCE FARMS MUTUAL WATER May 25, 2004
1049 W AVENUE M Next Meter Read on or about
LANCASTER CA 93534 June 23, 2004

Service Account Rotating Outage Rate Schedule
3-002-0243-53 Group N001 TOU-PA-B

Your Customer Account Number
2-02-607-7560
24-hr. Customer Service
1 (800) 896-1245

ariffs.

Detail of current charges: \$2,805.55

We provide two ways to look at your current charges:

1 By usage:

Billing Period - 04/23/04 to 05/24/04 (31 days) - Winter Season

Delivery Related Charges (A)	\$	1,022.99
Generation Related Charges (B)		1,771.02
Current Billing Detail Subtotal	\$	2,794.01
State Tax		11.54
		38,480 kWh x \$0.00030

Current Charges Due 06/14/04	\$	2,805.55
-------------------------------------	-----------	-----------------

(A) Delivery Related Charges:

Facilities Rel Demand	117 kW	x \$3.38000	\$	395.46
Winter Mid Peak	15,280 kWh	x \$0.01052		160.75
Winter Off Peak	23,200 kWh	x \$0.01052		244.06
DWR Bond Charge	38,480 kWh	x \$0.00493		189.71
Customer Charge				33.01

Delivery Subtotal	\$	1,022.99
-------------------	----	----------

(B) Generation Related Charges:

DWR Generation:			\$	
Winter Mid Peak	3,932 kWh	x \$0.08918		350.66
Winter Off Peak	5,970 kWh	x \$0.08918		532.40
SCE Generation:				
Winter Mid Peak	11,348 kWh	x \$0.05619		637.64
Winter Off Peak	17,230 kWh	x \$0.01396		240.53
Customer Charge				9.79

Generation Subtotal	\$	1,771.02
---------------------	----	----------

Your daily average cost this period is : \$ 90.50

Service Voltage : 480 Volts

Percentage of energy provided by DWR this period : 25.731 %

Of your total charges, Franchise Fees represent : \$22.60

2 By rate component:

DWR Generation	\$	883.06
SCE Generation		887.96
DWR Bond Charge		189.71
Transmission Charges		68.23
Distribution Charges		635.75
Nuclear Decommissioning Charges		17.70
Public Purpose Program Charges		106.97
Taxes and Other		16.17

Current Charges	\$	2,805.55
------------------------	-----------	-----------------

WHITE FENCE FARMS MUTUAL WATER CO.

41901 N. 20TH STREET WEST
PALMDALE, CA 93551

WELLS FARGO BANK, N.A.
CALIF. A
WWW.WELLSFARGO.COM

10223

16-24 4525
1220

6/1/2004

PAY TO THE
ORDER OF Southern California Edison

\$**2,805.55



Two Thousand Eight Hundred Five and 55/100*****

DOLLARS

Southern California Edison
P.O. Box 600
Rosemead, CA. 91771-0001

MEMO

1049 W. Ave. M


 MP

Details on back.
Security Features Included

WHITE FENCE FARMS MUTUAL WATER CO.

10223

WHITE FENCE FARMS MUTUAL WATER CO.

10223



Southern California Edison Company
An EDISON INTERNATIONAL Company
P.O. Box 600, Rosemead, CA 91771-0001

Customer and Service Address Date Bill Prepared
WHITE FENCE FARMS MUTUAL WATER June 24, 2004
1049 W AVENUE M Next Meter Read on or about
LANCASTER CA 93534 July 23, 2004

Your Customer Account Number

2-02-607-7560

24-hr. Customer Service

1 (800) 896-1245

Service Account Rotating Outage Rate Schedule
3-002-0243-53 Group N001 TOU-PA-B

ref # 06SCE756004

Billing summary

Amount of Previous Statement 05/25/04	\$	2,805.55
Payment received 06/07/04 - Thank you	\$	(2,805.55)
Balance Before Current Charges	\$	0.00
Current Charges	\$	3,489.69
Current Charges Due 07/13/04	\$	3,489.69
Your Total Balance Due	\$	3,489.69

Your current energy usage

Meter Number	From	To	Difference	Multiplier	Usage
ACTUAL READ					
0726K-002349	05/24/04	06/23/04			
On Peak	17728	18250	522	80	41,760 kWh
Mid Peak	00332	00344	12	80	960 kWh
Off Peak	06/06/04	06/23/04			
Mid Peak	07510	07641	131	80	10,480 kWh
Off Peak	06/06/04	06/23/04			
Mid Peak	10097	10265	168	80	13,440 kWh
Off Peak	05/24/04	06/06/04			
Mid Peak	07426	07510	84	80	6,720 kWh
Off Peak	05/24/04	06/06/04			
	09970	10097	127	80	10,160 kWh
Demand Date	Demand Time		Season	Peak	Demand
	From	To			
06/07/04	12:15	12:15	Summer	On Peak	97 kW
06/18/04	08:15	08:15	Summer	Mid Peak	111 kW
06/13/04	07:15	07:15	Summer	Off Peak	124 kW
06/03/04	08:15	08:15	Winter	Mid Peak	112 kW
06/03/04	07:15	07:15	Winter	Off Peak	125 kW

Demand Meter Information

Maximum Demand : 125.0 kW

Customer and Service Address Date Bill Prepared
WHITE FENCE FARMS MUTUAL WATER June 24, 2004
049 W AVENUE M Next Meter Read on or about
ANCASTR CA 93534 July 23, 2004

Your Customer Account Number
2-02-607-7560
24-hr. Customer Service
1 (800) 896-1245

Service Account Rotating Outage Rate Schedule
1-002-0243-53 Group N001 TOU-PA-B

Usage Comparison	This Year	Last Year	2 Years Ago
Low watt-hour (kWh) used	41,760.00	42,160.00	49,520.00
Number of days	30	32	33
Average usage per day	1,392.00	1,317.50	1,500.61
Percent change from Last Year	6%		

Did you know. . .

LATE PAYMENT CHARGE REMINDER

Reminder - A late payment charge of 0.9% will be applied to the total unpaid balance on your account if full payment is not received by the due date on this bill. For designated State agencies, the late payment charge will be applied in accordance with SCE tariffs.

Detail of current charges: \$3,489.69

We provide two ways to look at your current charges:

1 By usage:

Billing Period - 05/24/04 to 06/23/04 (30 days) - Winter/Summer Season

Delivery Related Charges (A)	\$	1,373.33
Generation Related Charges (B)		2,103.84
Current Billing Detail Subtotal	\$	3,477.17
State Tax		12.52

Current Charges Due 07/13/04 \$ 3,489.69

(A) Delivery Related Charges:

Facilities Rel Demand	125 kW	x \$3.38000	\$	422.50
Summer On Peak	97 kW	x \$4.96000	x 17/30 days	272.63
Summer On Peak	960 kWh	x \$0.01052		10.10
Summer Mid Peak	10,480 kWh	x \$0.01052		110.25
Summer Off Peak	13,440 kWh	x \$0.01052		141.39
Winter Mid Peak	6,720 kWh	x \$0.01052		70.69
Winter Off Peak	10,160 kWh	x \$0.01052		106.88
DWR Bond Charge	41,760 kWh	x \$0.00493		205.88
Customer Charge				33.01

Delivery Subtotal \$ 1,373.33

(B) Generation Related Charges:

DWR Generation:			\$	23.99
Summer On Peak	269 kWh	x \$0.08918		23.99
Summer Mid Peak	2,938 kWh	x \$0.08918		262.01
Summer Off Peak	3,768 kWh	x \$0.08918		336.03
Winter Mid Peak	1,884 kWh	x \$0.08918		168.02
Winter Off Peak	2,848 kWh	x \$0.08918		253.98
SCE Generation:				
Summer On Peak	97 kW	x \$2.27000	x 17/30 days	124.77
Summer On Peak	691 kWh	x \$0.11563		79.90
Summer Mid Peak	7,542 kWh	x \$0.04462		336.52
Summer Off Peak	9,672 kWh	x \$0.01396		135.02
Winter Mid Peak	4,836 kWh	x \$0.05619		271.73
Winter Off Peak	7,312 kWh	x \$0.01396		102.08
Customer Charge				9.79

Generation Subtotal \$ 2,103.84

Your daily average cost this period is : \$ 116.32

Percentage of energy provided by DWR this period : 28.034 %

Of your total charges, Franchise Fees represent : \$28.12

Service Voltage : 480 Volts

Customer and Service Address

WHITE FENCE FARMS MUTUAL WATER

1049 W AVENUE M

LANCASTER CA 93534

Date bill Prepared

June 24, 2004

Next Meter Read on or about

July 23, 2004

Your Customer Account Number

2-02-607-7560

24-hr. Customer Service

1 (800) 896-1245

Service Account

3-002-0243-53

Rotating Outage

Group N001

Rate Schedule

TOU-PA-B

2 By rate component:

DWR Generation	\$	1,044.03
SCE Generation		1,059.81
DWR Bond Charge		205.88
Transmission Charges		72.93
Distribution Charges		954.23
Nuclear Decommissioning Charges		19.20
Public Purpose Program Charges		116.10
Taxes and Other		17.51
Current Charges	\$	3,489.69

41901 N. 20TH STREET WEST
PALMDALE, CA 93551

CAL' 'IA
WWW.WELL (GO.COM

$$\frac{16-24}{1220} 4525$$

\$ **3,489.69

Three Thousand Four Hundred Eighty-Nine and 69/100 *****

DOLLARS

Southern California Edison
P.O. Box 600
Rosemead, CA 91771-0001

MEMO

1049 W. Ave. M

John H. Marshall

John Marshall MP

WHITE FENCE FARMS MUTUAL WATER CO.

10253

WHITE FENCE FARMS MUTUAL WATER CO.

10253



Southern California Edison Company
P.O. Box 600, Rosemead, CA 91771-0001

Visit us at:
www.sce.com

Customer and Mailing Address
WHITE FENCE FARMS MUTUAL WATER
1901 20TH ST W
ALMDALE CA 93551

Date Bill Prepared
July 24, 2004

Your Customer Account Number

2-02-607-7560

24-hr. Customer Service

1 (800) 896-1245

Page 1 of 3

ref# 07SCE756004

Billing summary

Amount of Previous Statement 06/24/04	\$	3,489.69
Payment received 07/09/04 - Thank you	\$	(3,489.69)
Balance Before Current Charges	\$	0.00
Current Charges	\$	3,821.45
Current Charges Due 08/12/04	\$	3,821.45
Your Total Balance Due	\$	3,821.45


Summary of billing detail

Service Account	Rate Schedule	Service Address	Current Charges
-002-0243-53	TOU-PA-B	1049 W AVENUE M LANCASTER, CA	\$ 3,821.45
Billing Period: 7/23/04-07/23/04			

Did you know...

LATE PAYMENT CHARGE REMINDER

Reminder - A late payment charge of 0.9% will be applied to the total unpaid balance on your account if full payment is not received by the due date on this bill. For designated State agencies, the late payment charge will be applied in accordance with SCE tariffs.



Customer and Service Address
WHITE FENCE FARMS MUTUAL WATER
049 W AVENUE M
ANCASTR CA 93534

Date Bill Prepared
July 24, 2004

Next Meter Read on or about
Aug 23, 2004

Service Account
1-002-0243-53

Rotating Outage
Group N001

Rate Schedule
TOU-PA-B

Your Customer Account Number
2-02-607-7560

24-hr. Customer Service
1 (800) 896-1245

Your current energy usage

Meter Number	From	To	Difference	Multiplier	Usage
ACTUAL READ					
0726K-002349	06/23/04	07/23/04			
	18250	18872	622	80	49,760 kWh
On Peak	06/23/04	07/23/04			
	00344	00368	24	80	1,920 kWh
Mid Peak	06/23/04	07/23/04			
	07641	07866	225	80	18,000 kWh
Off Peak	06/23/04	07/23/04			
	10265	10638	373	80	29,840 kWh
Demand Rate	Demand From	Time To	Season	Peak	Demand
6/28/04	15:00	15:00	Summer	On Peak	34 kW
7/01/04	08:15	08:15	Summer	Mid Peak	116 kW
6/28/04	07:15	07:15	Summer	Off Peak	126 kW

Demand Meter Information

Maximum Demand : 126.0 kW

Usage Comparison	This Year	Last Year	2 Years Ago
kilowatt-hour (kWh) used	49,760.00	48,080.00	50,800.00
Number of days	30	30	29
Average usage per day	1,658.67	1,602.67	1,751.72
Percent change from Last Year	4%		

Detail of current charges: \$3,821.45

We provide two ways to look at your current charges:

1 By usage:

Billing Period - 06/23/04 to 07/23/04 (30 days) - Summer Season

Delivery Related Charges (A)	\$ 1,396.33
Generation Related Charges (B)	2,410.19
Current Billing Detail Subtotal	\$ 3,806.52
State Tax	14.93
49,760 kWh x \$0.00030	
Current Charges Due 08/12/04	\$ 3,821.45

(A) Delivery Related Charges:

Facilities Rel Demand	126 kW x \$3.38000	\$ 425.88
Summer On Peak	34 kW x \$4.96000	168.64
Summer On Peak	1,920 kWh x \$0.01052	20.20
Summer Mid Peak	18,000 kWh x \$0.01052	189.36
Summer Off Peak	29,840 kWh x \$0.01052	313.92
DWR Bond Charge	49,760 kWh x \$0.00493	245.32
Customer Charge		33.01

Delivery Subtotal \$ 1,396.33

(B) Generation Related Charges:

DWR Generation:		
Summer On Peak	565 kWh x \$0.08918	\$ 50.39
Summer Mid Peak	5,296 kWh x \$0.08918	472.30
Summer Off Peak	8,780 kWh x \$0.08918	783.00
SCE Generation:		
Summer On Peak	34 kW x \$2.27000	77.18

Customer and Service Address
WHITE FENCE FARMS MUTUAL WATER
149 W AVENUE M
LANCASTER CA 93534

Date Bill Prepared
July 24, 2004
Next Meter Read on or about
Aug 23, 2004

Your Customer Account Number
2-02-607-7560

24-hr. Customer Service
1 (800) 896-1245

Service Account **Rotating Outage** **Rate Schedule**
-002-0243-53 Group N001 TOU-PA-B

Summer On Peak	1,355 kWh x \$0.11563	156.68
Summer Mid Peak	12,704 kWh x \$0.04462	566.85
Summer Off Peak	21,060 kWh x \$0.01396	294.00
Customer Charge		9.79

Generation Subtotal	\$	2,410.19
---------------------	----	----------

Your daily average cost this period is : \$ 127.38

Service Voltage : 480 Volts

Percentage of energy provided by DWR this period : 29.423 %

Of your total charges, Franchise Fees represent : \$25.65

Of your total charges, Franchise Fees represent : \$5.37

By rate component:

DWR Generation	\$	1,305.69
SCE Generation		1,104.50
DWR Bond Charge		245.32
Transmission Charges		73.81
Distribution Charges		910.00
Nuclear Decommissioning Charges		22.89
Public Purpose Program Charges		138.33
Taxes and Other		20.91

Current Charges	\$	3,821.45
------------------------	-----------	-----------------

WHITE FENCE FARMS MUTUAL WATER CO.

41901 N. 20TH STREET WEST
PALMDALE, CA 93551

WELLS FARGO BANK, N.A.
CALI A
WWW.WELLSFARGO.COM

10299

16-24
1220 4525

8/2/2004

PAY TO THE
ORDER OF Southern California Edison

\$**3,821.45

Three Thousand Eight Hundred Twenty-One and 45/100*****


DOLLARS

Details on back.
Security Features Included

Southern California Edison
P.O. Box 600
Rosemead, CA 91771-0001

MEMO

41901 - 20th St. W.


MF

WHITE FENCE FARMS MUTUAL WATER CO.

10299

WHITE FENCE FARMS MUTUAL WATER CO.

10299



Southern California Edison Company
P.O. Box 600, Rosemead, CA 91771-0001

Visit us at:
www.sce.com

Customer and Service Address Date Bill Prepared
WHITE FENCE FARMS MUTUAL WATER Aug 24, 2004
1049 W AVENUE M Next Meter Read on or about
LANCASTER CA 93534 Sept 22, 2004

Service Account Rotating Outage Rate Schedule
3-002-0243-53 Group N001 TOU-PA-B

Your Customer Account Number
2-02-607-7560
24-hr. Customer Service
1 (800) 896-1245

ref # 08SCE756004

Billing summary

Amount of Previous Statement 07/24/04	\$	3,821.45
Payment received 08/10/04 - Thank you	\$	(3,821.45)
Balance Before Current Charges	\$	0.00
Current Charges	\$	3,785.64
Current Charges Due 09/13/04	\$	3,785.64
Your Total Balance Due	\$	3,785.64

Your current energy usage

Meter Number	From	To	Difference	Multiplier	Usage
ACTUAL READ					
P0726K-002349	07/23/04	08/23/04			
	18872	19495	623	80	49,840 kWh
On Peak	07/23/04	08/23/04			
	00368	00390	22	80	1,760 kWh
Mid Peak	07/23/04	08/23/04			
	07866	08088	222	80	17,760 kWh
Off Peak	07/23/04	08/23/04			
	10638	11017	379	80	30,320 kWh

Demand Date	Demand Time From	To	Season	Peak	Demand
07/29/04	15:15	15:15	Summer	On Peak	25 kW
08/02/04	10:30	10:30	Summer	Mid Peak	116 kW
08/02/04	06:15	06:15	Summer	Off Peak	123 kW

Demand Meter Information

Maximum Demand: 123.0 kW

Usage Comparison	This Year	Last Year	2 Years Ago
Kilowatt-hour (kWh) used	49,840.00	43,600.00	49,680.00
Number of days	31	29	30
Average usage per day	1,607.74	1,503.45	1,656.00
Percent change from Last Year	7%		

Did you know. . .

Late Payment Charge Reminder...

14-5741 - Please detach stub below and return with your payment -

Customer and Service Address Date Bill Prepared
WHITE FENCE FARMS MUTUAL WATER Aug 24, 2004
1049 W AVENUE M Next Meter Read on or about
LANCASTER CA 93534 Sept 22, 2004

Your Customer Account Number
2-02-607-7560
24-hr. Customer Service
1 (800) 896-1245

Service Account Rotating Outage Rate Schedule
3-002-0243-53 Group N001 TOU-PA-B

Late payment charge of 0.9% will be applied to the total unpaid balance on your account if full payment is not received by the due date on this bill.

IMPORTANT INFORMATION ABOUT YOUR RATES...

Our rates have changed. This change reflects recent California Public Utilities Commission decisions regarding the costs of generating and distributing power. These changes may result in an increase or decrease in your bill, depending on your rate schedule and usage pattern.

Detail of current charges: \$3,785.64

We provide two ways to look at your current charges:

1 By usage:

Billing Period - 07/23/04 to 08/23/04 (31 days) - Summer Season

Delivery Related Charges (A)	\$	1,449.71
Generation Related Charges (B)		2,320.98
Current Billing Detail Subtotal	\$	3,770.69
State Tax		14.95

Current Charges Due 09/13/04	\$	3,785.64
-------------------------------------	-----------	-----------------

(A) Delivery Related Charges:

Facilities Rel Demand	123 kW	x \$4.18000	x 18/31 days	\$	298.53
Facilities Rel Demand	123 kW	x \$3.38000	x 13/31 days		174.34
Summer On Peak	25 kW	x \$6.38000	x 18/31 days		92.61
Summer On Peak	25 kW	x \$4.96000	x 13/31 days		52.00
Summer On Peak	1,022 kWh	x \$0.01134			11.59
Summer On Peak	738 kWh	x \$0.01052			7.76
Summer Mid Peak	10,312 kWh	x \$0.01134			116.94
Summer Mid Peak	7,448 kWh	x \$0.01052			78.35
Summer Off Peak	17,605 kWh	x \$0.01134			199.64
Summer Off Peak	12,715 kWh	x \$0.01052			133.76
DWR Bond Charge	49,840 kWh	x \$0.00493			245.71
Customer Charge	\$	42.4400	x 18/31 days		24.64
Customer Charge	\$	33.0100	x 13/31 days		13.84

Delivery Subtotal	\$	1,449.71
-------------------	----	----------

(B) Generation Related Charges:

DWR Generation:

Summer On Peak	314 kWh	x \$0.09056	\$	28.44
Summer On Peak	227 kWh	x \$0.08918		20.24
Summer Mid Peak	3,170 kWh	x \$0.09056		287.08
Summer Mid Peak	2,289 kWh	x \$0.08918		204.13
Summer Off Peak	5,412 kWh	x \$0.09056		490.11
Summer Off Peak	3,908 kWh	x \$0.08918		348.52

SCE Generation:

Summer On Peak	25 kW	x \$1.87000	x 18/31 days		27.15
Summer On Peak	25 kW	x \$2.27000	x 13/31 days		23.80
Summer On Peak	708 kWh	x \$0.09530			67.47
Summer On Peak	511 kWh	x \$0.11563			59.09
Summer Mid Peak	7,143 kWh	x \$0.03678			262.72
Summer Mid Peak	5,158 kWh	x \$0.04462			230.15
Summer Off Peak	12,194 kWh	x \$0.01151			140.35
Summer Off Peak	8,806 kWh	x \$0.01396			122.93
Customer Charge	\$	8.07000	x 18/31 days		4.69
Customer Charge	\$	9.79000	x 13/31 days		4.11

Generation Subtotal	\$	2,320.98
---------------------	----	----------

Your daily average cost this period is : \$ 122.12

Service Voltage : 480 Volts

Percentage of energy provided by DWR this period : 30.740 %

Of your total charges, Franchise Fees represent : \$31.94



Southern California Edison Company
P.O. Box 600, Rosemead, CA 91771-0001

Visit us at:
www.sce.com

Customer and Service Address Date Bill Prepared
WHITE FENCE FARMS MUTUAL WATER Aug 24, 2004
#049 W AVENUE M Next Meter Read on or about
LANCASTER CA 93534 Sept 22, 2004

Service Account Rotating Outage Rate Schedule
3-002-0243-53 Group N001 TOU-PA-B

Your Customer Account Number
2-02-607-7560
24-hr. Customer Service
1 (800) 896-1245

2 By rate component:

DWR Generation	\$ 1,378.52
SCE Generation	942.46
DWR Bond Charge	245.71
Transmission Charges	72.10
Distribution Charges	953.16
Nuclear Decommissioning Charges	22.93
Public Purpose Program Charges	149.84
Taxes and Other	20.92

Current Charges	\$ 3,785.64
------------------------	--------------------

WHITE FENCE FARMS MUTUAL WATER CO.

41901 N. 20TH STREET WEST
PALMDALE, CA 93551

WELLS FARGO BANK, N.A.
CALIFORNIA
WWW.WELLSFARGO.COM

10328

15-24
1220 4525

9/3/2004

PAY TO THE
ORDER OF

Southern California Edison

\$ **3,785.64

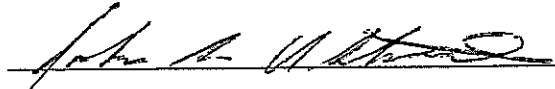

Three Thousand Seven Hundred Eighty-Five and 64/100*****

DOLLARS 

Southern California Edison
P.O. Box 600
Rosemead, CA 91771-0001

MEMO

41901 - 20th St. W. and 41501 - 20th St. W.


 NP

Details on back.
Security Features Included

WHITE FENCE FARMS MUTUAL WATER CO.

10328

WHITE FENCE FARMS MUTUAL WATER CO.

10328



Southern California Edison Company
P.O. Box 600, Rosemead, CA 91771-0001

Visit us at:
www.sce.com

Customer and Service Address Date Bill Prepared
WHITE FENCE FARMS MUTUAL WATER Sept 23, 2004
1049 W AVENUE M Next Meter Read on or about
LANCASTER CA 93534 Oct 25, 2004

Service Account Rotating Outage Rate Schedule
3-002-0243-53 Group N001 TOU-PA-B

Your Customer Account Number
2-02-607-7560
24-hr. Customer Service
1 (800) 896-1245

ref# 09SCE756004

Billing summary

Amount of Previous Statement 08/24/04	\$	3,785.64	
Payment received 09/13/04 - Thank you	\$	(3,785.64)	
Balance Before Current Charges	\$		0.00
Current Charges	\$	3,456.22	
Current Charges Due 10/13/04	\$	3,456.22	
SEP 28 2004			
Your Total Balance Due	\$	3,456.22	

Your current energy usage

Meter Number	From	To	Difference	Multiplier	Usage
ACTUAL READ					
0726K-002349	08/23/04	09/22/04			
	19495	20060	565	80	45,200 kWh
On Peak	08/23/04	09/22/04			
	00390	00409	19	80	1,520 kWh
Mid Peak	08/23/04	09/22/04			
	08088	08313	225	80	18,000 kWh
Off Peak	08/23/04	09/22/04			
	11017	11338	321	80	25,680 kWh
Demand Date	Demand Time		Season	Peak	Demand
	From	To			
08/26/04	15:15	15:15	Summer	On Peak	22 kW
08/31/04	08:15	08:15	Summer	Mid Peak	114 kW
08/31/04	07:15	07:15	Summer	Off Peak	123 kW

Demand Meter Information

Maximum Demand : 123.0 kW

Usage Comparison	This Year	Last Year	2 Years Ago
Kilowatt-hour (kWh) used	45,200.00	46,400.00	43,040.00
Number of days	30	33	29
Average usage per day	1,506.67	1,406.06	1,484.14
Percent change from Last Year	7%		

Did you know...

Rate Payment Charge Reminder...

14-574) - Please detach stub below and return with your payment -



Southern California Edison Company
P.O. Box 600, Rosemead, CA 91771-0001

Visit us at:
www.sce.com

Customer and Service Address Date Bill Prepared
WHITE FENCE FARMS MUTUAL WATER Sept 23, 2004
1049 W AVENUE M Next Meter Read on or about
LANCASTER CA 93534 Oct 25, 2004

Your Customer Account Number
2-02-607-7560
24-hr. Customer Service
1 (800) 896-1245

Service Account Rotating Outage Rate Schedule
3-002-0243-53 Group N001 TOU-PA-B

A late payment charge of 0.9% will be applied to the total unpaid balance on your account if full payment is not received by the due date on this bill.

Detail of current charges: \$3,456.22

We provide two ways to look at your current charges:

1 By usage:

Billing Period - 08/23/04 to 09/22/04 (30 days) - Summer Season

Delivery Related Charges (A)	\$	1,432.35
Generation Related Charges (B)		2,010.31
Current Billing Detail Subtotal	\$	3,442.66
State Tax		13.56

Current Charges Due 10/13/04	\$	3,456.22
-------------------------------------	-----------	-----------------

(A) Delivery Related Charges:

Facilities Rel Demand	123 kW	x \$4.18000	\$	514.14
Summer On Peak	22 kW	x \$6.38000		140.36
Summer On Peak	1,520 kWh	x \$0.01134		17.24
Summer Mid Peak	18,000 kWh	x \$0.01134		204.12
Summer Off Peak	25,680 kWh	x \$0.01134		291.21
DWR Bond Charge	45,200 kWh	x \$0.00493		222.84
Customer Charge				42.44

Delivery Subtotal	\$	1,432.35
-------------------	----	----------

(B) Generation Related Charges:

DWR Generation:			\$	39.48
Summer On Peak	436 kWh	x \$0.09056		468.01
Summer Mid Peak	5,168 kWh	x \$0.09056		667.61
Summer Off Peak	7,372 kWh	x \$0.09056		
SCE Generation:				41.14
Summer On Peak	22 kW	x \$1.87000		103.31
Summer On Peak	1,084 kWh	x \$0.09530		471.96
Summer Mid Peak	12,832 kWh	x \$0.03678		210.73
Summer Off Peak	18,308 kWh	x \$0.01151		8.07
Customer Charge				

Generation Subtotal	\$	2,010.31
---------------------	----	----------

Your daily average cost this period is : \$ 115.21

Of your total charges, Franchise Fees represent : \$29.16

Percentage of energy provided by DWR this period : 28.709 %

Service Voltage : 480 Volts

2 By rate component:

DWR Generation	\$	1,175.10
SCE Generation		835.21
DWR Bond Charge		222.84
Transmission Charges		71.92
Distribution Charges		968.09
Nuclear Decommissioning Charges		20.79
Public Purpose Program Charges		143.28
Taxes and Other		18.99

Current Charges	\$	3,456.22
------------------------	-----------	-----------------

WHITE FENCE FARMS MUTUAL WATER CO.

41901 N. 20TH STREET WEST
PALMDALE, CA 93551

WELLS FARGO BANK, N.A.
CALIFORNIA
WWW.WELLSFARGO.COM

10358

16-24
1220 4525

10/4/2004

PAY TO THE
ORDER OF Southern California Edison

\$**3,456.22


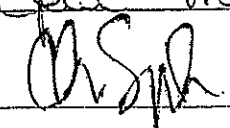
Three Thousand Four Hundred Fifty-Six and 22/100*****

DOLLARS 

Southern California Edison
P.O. Box 600
Rosemead, CA 91771-0001

MEMO

1049 W. Ave. M


 MP

Details on back.
Security Features Included

WHITE FENCE FARMS MUTUAL WATER CO.

10358

WHITE FENCE FARMS MUTUAL WATER CO.

10358



Southern California Edison Company
P.O. Box 600, Rosemead, CA 91771-0001

Visit us at:
www.sce.com

Customer and Service Address Date Prepared
WHITE FENCE FARMS MUTUAL WATER Oct 26, 2004
1049 W AVENUE M Next Meter Read on or about
LANCASTR CA 93534 Nov 23, 2004

Your Customer Account Number
2-02-607-7560
24-hr. Customer Service
1 (800) 896-1245

Service Account Rotating Outage Rate Schedule
3-002-0243-53 Group N001 TOU-PA-B

ref # 10SCE756004

Billing summary

Amount of Previous Statement 09/23/04	\$	3,456.22
Payment received 10/08/04 - Thank you	\$	(3,456.22)
Balance Before Current Charges	\$	0.00
Current Charges	\$	2,864.81
Current Charges Due 11/15/04	\$	2,864.81

Your Total Balance Due	\$	2,864.81
-------------------------------	----	-----------------

Your current energy usage

Meter Number	From	To	Difference	Multiplier	Usage
ACTUAL READ					
P0726K-002349	09/22/04	10/25/04			
On Peak	20060	20513	453	80	36,240 kWh
Mid Peak	09/22/04	10/03/04			
	00409	00415	6	80	480 kWh
Off Peak	09/22/04	10/03/04			
	08313	08388	75	80	6,000 kWh
Mid Peak	09/22/04	10/03/04			
	11338	11422	84	80	6,720 kWh
Off Peak	10/03/04	10/25/04			
	08388	08491	103	80	8,240 kWh
	10/03/04	10/25/04			
	11422	11607	185	80	14,800 kWh
Demand Date	Demand Time From	To	Season	Peak	Demand
09/23/04	17:00	17:00	Summer	On Peak	17 kW
09/24/04	09:00	09:00	Summer	Mid Peak	105 kW
09/27/04	06:15	06:15	Summer	Off Peak	121 kW
10/06/04	08:15	08:15	Winter	Mid Peak	105 kW
10/04/04	06:15	06:15	Winter	Off Peak	121 kW

Demand Meter Information

Maximum Demand : 121.0 kW

(14-574)

- Please detach stub below and return with your payment -



Southern California Edison Company
P.O. Box 600, Rosemead, CA 91771-0001

Visit us at:
www.sce.com

Customer and Service Address Date Bill Prepared
WHITE FENCE FARMS MUTUAL WATER Oct 26, 2004
1049 W AVENUE M Next Meter Read on or about
LANCASTER CA 93534 Nov 23, 2004

Your Customer Account Number
2-02-607-7560
24-hr. Customer Service
1 (800) 896-1245

Service Account Rotating Outage Rate Schedule
3-002-0243-53 Group N001 TOU-PA-B

Usage Comparison	This Year	Last Year	2 Years Ago
Kilowatt-hour (kWh) used	36,240.00	36,720.00	40,080.00
Number of days	33	30	30
Average usage per day	1,098.18	1,224.00	1,336.00
Percent change from Last Year	(10)%		

Did you know...

Late Payment Charge Reminder...

A late payment charge of 0.9% will be applied to the total unpaid balance on your account if full payment is not received by the due date on this bill.

Detail of current charges: \$2,864.81

We provide two ways to look at your current charges:

1 By usage:

Billing Period - 09/22/04 to 10/25/04 (33 days) - Summer/Winter Season

Delivery Related Charges (A)	\$ 1,173.99
Generation Related Charges (B)	1,679.95
Current Billing Detail Subtotal	\$ 2,853.94
State Tax 36,240 kWh x \$0.00030	10.87

Current Charges Due 11/15/04	\$ 2,864.81
-------------------------------------	--------------------

(A) Delivery Related Charges:

Facilities Rel Demand	121 kW x \$4.18000	\$ 505.78
Summer On Peak	17 kW x \$6.38000 x 11/33 days	36.15
Summer On Peak	480 kWh x \$0.01134	5.44
Summer Mid Peak	6,000 kWh x \$0.01134	68.04
Summer Off Peak	6,720 kWh x \$0.01134	76.20
Winter Mid Peak	8,240 kWh x \$0.01134	93.44
Winter Off Peak	14,800 kWh x \$0.01134	167.83
DWR Bond Charge	36,240 kWh x \$0.00493	178.67
Customer Charge		42.44

Delivery Subtotal	\$ 1,173.99
-------------------	-------------

(B) Generation Related Charges:

DWR Generation:		
Summer On Peak	154 kWh x \$0.09056	\$ 13.95
Summer Mid Peak	1,925 kWh x \$0.09056	174.33
Summer Off Peak	2,156 kWh x \$0.09056	195.25
Winter Mid Peak	2,644 kWh x \$0.09056	239.44
Winter Off Peak	4,748 kWh x \$0.09056	429.98
SCE Generation:		
Summer On Peak	17 kW x \$1.87000 x 11/33 days	10.60
Summer On Peak	326 kWh x \$0.09530	31.07
Summer Mid Peak	4,075 kWh x \$0.03678	149.88
Summer Off Peak	4,564 kWh x \$0.01151	52.53
Winter Mid Peak	5,596 kWh x \$0.04631	259.15
Winter Off Peak	10,052 kWh x \$0.01151	115.70
Customer Charge		8.07

Generation Subtotal	\$ 1,679.95
---------------------	-------------

Your daily average cost this period is : \$ 86.81

Percentage of energy provided by DWR this period : 32.084 %

Of your total charges, Franchise Fees represent : \$24.17

Service Voltage : 480 Volts



Southern California Edison Company
P.O. Box 600, Rosemead, CA 91771-0001

Visit us at:
www.sce.com

Customer and Service Address

WHITE FENCE FARMS MUTUAL WATER
1049 W AVENUE M
LANCASTER CA 93534

Date Bill Prepared

Oct 26, 2004

Next Meter Read on or about

Nov 23, 2004

Your Customer Account Number

2-02-607-7560

24-hr. Customer Service

1 (800) 896-1245

Service Account

3-002-0243-53

Rotating Outage

Group N001

Rate Schedule

TOU-PA-B

2 By rate component:

DWR Generation	\$ 1,052.95
SCE Generation	627.00
DWR Bond Charge	178.67
Transmission Charges	70.42
Distribution Charges	789.01
Nuclear Decommissioning Charges	16.67
Public Purpose Program Charges	114.88
Taxes and Other	15.21

Current Charges

\$ 2,864.81

WHITE FENCE FARMS MUTUAL WATER CO.

41901 N. 20TH STREET WEST
PALMDALE, CA 93551

WELLS FARGO BANK, N.A.
CALIF. 41A
WWW.WELLSFARGO.COM

10387

16-24
1220 4525

11/1/2004

PAY TO THE
ORDER OF

Southern California Edison

\$ **2,864.81

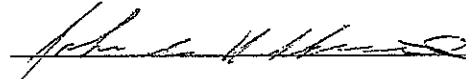

Two Thousand Eight Hundred Sixty-Four and 81/100*****

DOLLARS

Southern California Edison
P.O. Box 600
Rosemead, CA 91771-0001

MEMO

41501 20TH AND 41901 20TH

Details on back.
Security Features Included

WHITE FENCE FARMS MUTUAL WATER CO.

10387

WHITE FENCE FARMS MUTUAL WATER CO.

10387



Southern California Edison Company
P.O. Box 600, Rosemead, CA 91771-0001

Visit us at:
www.sce.com

Customer and Service Address Date Bill Prepared
WHITE FENCE FARMS MUTUAL WATER Nov 24, 2004
1049 W AVENUE M Next Meter Read on or about
LANCASTR CA 93534 Dec 23, 2004

Your Customer Account Number
2-02-607-7560
24-hr. Customer Service
1 (800) 896-1245

Service Account Rotating Outage Rate Schedule
3-002-0243-53 Group N001 TOU-PA-B

Ref # 11 SCE 756004

Billing summary

Amount of Previous Statement 10/26/04	\$	2,864.81	
Payment received 11/05/04 - Thank you	\$	(2,864.81)	
Balance Before Current Charges	\$		0.00
Current Charges	\$	1,561.34	
Current Charges Due 12/13/04	\$		1,561.34
Your Total Balance Due	\$	1,561.34	

Your current energy usage

Meter Number	From	To	Difference	Multiplier	Usage
MUTUAL READ					
0726K-002349	10/25/04	11/23/04			
	20513	20726	213	80	17,040 kWh
Mid Peak	10/25/04	11/23/04			
	08491	08567	76	80	6,080 kWh
Off Peak	10/25/04	11/23/04			
	11607	11744	137	80	10,960 kWh
Demand Site	Demand Time From	To	Season	Peak	Demand
11/22/04	08:30	08:30	Winter	Mid Peak	95 kW
11/16/04	08:00	08:00	Winter	Off Peak	102 kW

Demand Meter Information

Maximum Demand : 102.0 kW

Usage Comparison	This Year	Last Year	2 Years Ago
Low watt-hour (kWh) used	17,040.00	22,400.00	22,880.00
Number of days	29	29	30
Average usage per day	587.59	772.41	762.67
Percent change from Last Year	(24)%		

Did you know...

Late Payment Charge Reminder...

A late payment charge of 0.9% will be applied to the total unpaid balance on your account if full payment is not received by the due date on this bill.

-5743

- Please detach stub below and return with your payment -



Southern California Edison Company
P.O. Box 600, Rosemead, CA 91771-0001

Visit us at:
www.sce.com

Customer and Service Address Date Bill Prepared
WHITE FENCE FARMS MUTUAL WATER Nov 24, 2004
1049 W AVENUE M Next Meter Read on or about
LANCASTER CA 93534 Dec 23, 2004

Your Customer Account Number
2-02-607-7560
24-hr. Customer Service
1 (800) 896-1245

Service Account Rotating Outage Rate Schedule
3-002-0243-53 Group N001 TOU-PA-B

Detail of current charges: \$1,561.34

We provide two ways to look at your current charges:

1 By usage:

Billing Period - 10/25/04 to 11/23/04 (29 days) - Winter Season

Delivery Related Charges (A)	\$	746.05
Generation Related Charges (B)		810.18
Current Billing Detail Subtotal	\$	1,556.23
State Tax 17,040 kWh x \$0.00030		5.11

Current Charges Due 12/13/04	\$	1,561.34
-------------------------------------	-----------	-----------------

(A) Delivery Related Charges:		
Facilities Rel Demand 102 kW x \$4.18000	\$	426.36
Winter Mid Peak 6,080 kWh x \$0.01134		68.95
Winter Off Peak 10,960 kWh x \$0.01134		124.29
DWR Bond Charge 17,040 kWh x \$0.00493		84.01
Customer Charge		42.44

Delivery Subtotal	\$	746.05
-------------------	----	--------

(B) Generation Related Charges:		
DWR Generation:		
Winter Mid Peak 2,112 kWh x \$0.09056	\$	191.26
Winter Off Peak 3,807 kWh x \$0.09056		344.76
SCE Generation:		
Winter Mid Peak 3,968 kWh x \$0.04631		183.76
Winter Off Peak 7,153 kWh x \$0.01151		82.33
Customer Charge		8.07

Generation Subtotal	\$	810.18
---------------------	----	--------

Your daily average cost this period is : \$ 53.84

Service Voltage : 480 Volts

Percentage of energy provided by DWR this period : 34.732 %

Of your total charges, Franchise Fees represent : \$13.18

2 By rate component:

DWR Generation	\$	536.02
SCE Generation		274.16
DWR Bond Charge		84.01
Transmission Charges		58.82
Distribution Charges		539.31
Nuclear Decommissioning Charges		7.84
Public Purpose Program Charges		54.02
Taxes and Other		7.16

Current Charges	\$	1,561.34
------------------------	-----------	-----------------

WHITE FENCE FARMS MUTUAL WATER CO.

41901 N. 20TH STREET WEST
PALMDALE, CA 93551

WELLS FARGO BANK, N.A.

CALIFORNIA
WWW.WELLSFARGO.COM

10431

16-24
1220 4525

12/6/2004

PAY TO THE
ORDER OF


Southern California Edison

\$ **1,561.34

One Thousand Five Hundred Sixty-One and 34/100*****


DOLLARS 

Southern California Edison
P.O. Box 600
Rosemead, CA 91771-0001



MEMO

1049 W. Ave. M

 MP

WHITE FENCE FARMS MUTUAL WATER CO.

Southern California Edison

12/6/2004

10431

Date	Type	Reference	Original Amt.	Balance Due	Discount	Payment
11/24/2004	Bill	11SCE756004	1,561.34	1,561.34		1,561.34
				Check Amount		1,561.34

Bank Accounts

1049 W. Ave. M

1,561.34

WHITE FENCE FARMS MUTUAL WATER CO.

Southern California Edison

12/6/2004

10431

Date	Type	Reference	Original Amt.	Balance Due	Discount	Payment
11/24/2004	Bill	11SCE756004	1,561.34	1,561.34		1,561.34
				Check Amount		1,561.34

Bank Accounts

1049 W. Ave. M

1,561.34



Southern California Edison Company
P.O. Box 600, Rosemead, CA 91771-0001

Visit us at:
www.sce.com

Customer and Service Address Date L Prepared
WHITE FENCE FARMS MUTUAL WATER Dec 25, 2004
049 W AVENUE M Next Meter Read on or about
ANCASTR CA 93534 Jan 25, 2005

Your Customer Account Number

2-02-607-7560

24-hr. Customer Service

1 (800) 896-1245

Service Account Rotating Outage Rate Schedule
1-002-0243-53 Group N001 TOU-PA-B

ref # 12SCE756004

Billing summary

Amount of Previous Statement 11/24/04	\$	1,561.34
Payment received 12/09/04 - Thank you	\$	(1,561.34)
Balance Before Current Charges	\$	0.00
Current Charges	\$	1,502.67
Current Charges Due 01/13/05	\$	1,502.67
Your Total Balance Due	\$	1,502.67

Your current energy usage

Meter Number	From	To	Difference	Multiplier	Usage
MUTUAL READ					
1726K-002349	11/23/04	12/23/04			
	20726	20924	198	80	15,840 kWh
Mid Peak	11/23/04	12/23/04			
	08567	08646	79	80	6,320 kWh
Off Peak	11/23/04	12/23/04			
	11744	11863	119	80	9,520 kWh
Demand	Demand Time				Demand
Rate	From	To	Season	Peak	
12/09/04	10:45	10:45	Winter	Mid Peak	102 kW
12/06/04	07:15	07:15	Winter	Off Peak	96 kW

Demand Meter Information

Maximum Demand : 102.0 kW

Usage Comparison	This Year	Last Year	2 Years Ago
Lowatt-hour (kWh) used	15,840.00	17,680.00	16,880.00
Number of days	30	33	32
Average usage per day	528.00	535.76	527.50
Percent change from Last Year	(2)%		

Did you know...

Late Payment Charge Reminder...

A late payment charge of 0.9% will be applied to the total unpaid balance on your account if full payment is not received by the due date on this bill.

(-574)

- Please detach stub below and return with your payment -



Southern California Edison Company
P.O. Box 600, Rosemead, CA 91771-0001

Visit us at:
www.sce.com

Customer and Service Address Date Prepared
WHITE FENCE FARMS MUTUAL WATER Dec 25, 2004
043 W AVENUE M Next Meter Read on or about
ANCASTR CA 93534 Jan 25, 2005

Your Customer Account Number

2-02-607-7560

24-hr. Customer Service

1 (800) 896-1245

Service Account Rotating Outage Rate Schedule
1-002-0243-53 Group N001 TOU-PA-B

Detail of current charges: \$1,502.67

We provide two ways to look at your current charges:

1 By usage:

Billing Period - 11/23/04 to 12/23/04 (30 days) - Winter Season

Delivery Related Charges (A)	\$	726.52
Generation Related Charges (B)		771.40
Current Billing Detail Subtotal	\$	1,497.92
State Tax		4.75
		15,840 kWh x \$0.00030

Current Charges Due 01/13/05	\$	1,502.67
-------------------------------------	-----------	-----------------

(A) Delivery Related Charges:		
Facilities Rel Demand	102 kW x \$4.18000	\$ 426.36
Winter Mid Peak	6,320 kWh x \$0.01134	71.67
Winter Off Peak	9,520 kWh x \$0.01134	107.96
DWR Bond Charge	15,840 kWh x \$0.00493	78.09
Customer Charge		42.44

Delivery Subtotal	\$	726.52
-------------------	----	--------

(B) Generation Related Charges:		
DWR Generation:		
Winter Mid Peak	2,211 kWh x \$0.09056	\$ 200.23
Winter Off Peak	3,330 kWh x \$0.09056	301.56
SCE Generation:		
Winter Mid Peak	4,109 kWh x \$0.04631	190.29
Winter Off Peak	6,190 kWh x \$0.01151	71.25
Customer Charge		8.07

Generation Subtotal	\$	771.40
---------------------	----	--------

Your daily average cost this period is : \$ 50.09

Of your total charges, Franchise Fees represent : \$12.69

Percentage of energy provided by DWR this period : 34.984 %

Service Voltage : 480 Volts

2 By rate component:

DWR Generation	\$	501.79
SCE Generation		269.61
DWR Bond Charge		78.09
Transmission Charges		58.77
Distribution Charges		530.26
Nuclear Decommissioning Charges		7.29
Public Purpose Program Charges		50.21
Taxes and Other		6.65

Current Charges	\$	1,502.67
------------------------	-----------	-----------------

41901 N. 20TH STREET WEST
PALMDALE, CA 93551

WELLS FARGO BANK, N.A.
CALIFORNIA
WWW.WELLSFARGO.COM

$$\frac{16-24}{1220} 4525$$

12/23/2004

PAY TO THE ORDER OF Southern California Edison

\$ **1,502.67

One Thousand Five Hundred Two and 67/100*****

DOLLARS 10

Southern California Edison
P.O. Box 600
Rosemead, CA 91771-0001

MEMO

1049 W. Ave. M

John W. White
John Marshall

WHITE FENCE FARMS MUTUAL WATER CO.

Southern California Edison

Date	Type	Reference
12/25/2004	Bill	12SCE756004

Original Amt.
1,502.67

12/23/2004	
Balance Due	Discount
1,502.67	
Check Amount	

10465
Payment
1,502.67
1,502.67

Wells Fargo - 1049 W. Ave. M

1,502.67

WHITE FENCE FARMS MUTUAL WATER CO.

Southern California Edison

Date	Type	Reference
12/25/2004	Bill	12SCE756004

Original Amt.
1,502.67

12/23/2004	
Balance Due	Discount
1,502.67	
Check Amount	

10465
Payment
1,502.67
1,502.67

Wells Fargo . 1049 W. Ave. M

1,502.67