

1  
2  
3  
4  
5  
6  
7  
8  
9  
10  
11  
12  
13  
14  
15  
16  
17  
18  
19  
20  
21  
22  
23  
24  
25  
26  
27

**WHITE FENCE FARMS MUTUAL WATER COMPANY**

**Attachment I.3.a.i. (PART 7)**

28

## SCE Statements 2000-200! X-Have Statement

## Missing Statement

	2006	2007	2008	2009	2010		
<b>Jan</b>							
County	X	X	X				
City	X	X	X				
<b>Feb</b>							
County	X	X	X				
City		X	X				
<b>Mar</b>							
County	X	X	X				
City	X	X	X				
<b>April</b>							
County	X	X	X				
City	X	X	X				
<b>May</b>							
County	X	X	X				
City	X	X	X				
<b>Jun</b>							
County	X	X	X				
City	X	X	X				
<b>Jul</b>							
County	X	X	X				
City	X	X	X				
<b>Aug</b>							
County	X	X	X				
City	X	X	X				
<b>Sept</b>							
County	X	X	X				
City	X	X					
<b>Oct</b>							
County	X	X	X				
City	X	X	X				
<b>Nov</b>							
County	X	X	X				
City	X	X	X				
<b>Dec</b>							
County	X	X	X				
City	X	X	X				

**WHITE FENCE FARMS MUTUAL WATER CO.**

41901 N. 20TH STREET WEST  
PALMDALE, CA 93551

**WELLS FARGO BANK, N.A.**

CALIFORNIA  
WELLSFARGO.COM

12028

16-24-1220

01/03/2008

PAY TO THE ORDER OF Southern California Edison

\$ \*\*2,337.81

Two Thousand Three Hundred Thirty-Seven and 81/100\*\*\*\*\*

DOLLARS

Southern California Edison  
P.O. Box 600  
Rosemead, CA 91771-0001

*[Signature]*  
*[Signature]*

ETB® Check Fraud  
Protection for Business

MEMO

2-28-398-6784 1/15/08 County

**WHITE FENCE FARMS MUTUAL WATER CO.**

Southern California Edison

01/03/2008

12028

Date	Type	Reference	Original Amt.	Balance Due	Discount	Payment
1/3/2008	Bill	6784 1/15/08 Cnty	2,337.81	2,337.81		2,337.81
				Check Amount		2,337.81

Wells Fargo - 2-28-398-6784 1/15/08 County 2,337.81

**WHITE FENCE FARMS MUTUAL WATER CO.**

Southern California Edison

01/03/2008

12028

Date	Type	Reference	Original Amt.	Balance Due	Discount	Payment
1/3/2008	Bill	6784 1/15/08 Cnty	2,337.81	2,337.81		2,337.81
				Check Amount		2,337.81

Wells Fargo - 2-28-398-6784 1/15/08 County 2,337.81



Southern California Edison Company  
P.O. Box 600, Rosemead, CA 91771-0001

Visit us at:  
www.sce.com

Customer and Service Address      Date Bill Prepared  
WHITE FENCE FARMS MUTUAL WATER      Dec 27, 2007  
41501 20TH ST W      Next Meter Read on or about  
PALMDALE CA 93551      Jan 24, 2008

Service Account      Rotating Outage      Rate Schedule  
3-003-4216-87      Group N001      TOU-PA-A

Your Customer Account Number  
**2-28-398-6784**  
24-hr. Customer Service  
**1 (800) 896-1245**

## Billing summary

Amount of Previous Statement 11/27/07	\$	2,876.05	
Payment received 12/07/07 - Thank you	\$	(2,876.05)	
Balance Before Current Charges	\$		0.00
Current Charges	\$	2,337.81	
Current Charges Due 01/15/08	\$		2,337.81
<b>Your Total Balance Due</b>	<b>\$</b>	<b>2,337.81</b>	

## Your current energy usage

Meter Number	From	To	Usage
ACTUAL READ			
345M-006018	11/21/07	12/21/07	17,933 kWh
Mid Peak	11/21/07	12/21/07	9,538 kWh
Off Peak	11/21/07	12/21/07	8,395 kWh

### Demand Meter Information

Maximum Demand : 100.0 kW

Usage Comparison	This Year	Last Year	2 Years Ago
Kilowatt-hour (kWh) used	17,933.00	17,499.00	15,626.00
Number of days	30	31	30
Average usage per day	597.77	564.48	520.87

COUNTY



Southern California Edison Company  
P.O. Box 600, Rosemead, CA 91771-0001

Visit us at:  
www.sce.com

Customer and Service Address      Date Bill Prepared  
HITE FENCE FARMS MUTUAL WATER      Dec 27, 2007  
501 20TH ST W      Next Meter Read on or about  
ALMDALE CA 93551      Jan 24, 2008

Your Customer Account Number  
**2-28-398-6784**  
24-hr. Customer Service  
**1 (800) 896-1245**

Service Account      Rotating Outage      Rate Schedule  
**-003-4216-87**      Group N001      TOU-PA-A

## Detail of current charges: \$2,337.81

We provide two ways to look at your current charges:

### By usage:

Billing Period - 11/21/07 to 12/21/07 ( 30 days ) - Winter Season

Delivery Related Charges (A)		\$	796.80
Generation Related Charges (B)			1,425.92
Current Billing Detail Subtotal		\$	2,222.72
Los Angeles Co UUT	\$ 2,222.72	x	5.00000 %
State Tax	17,933 kWh	x	\$ 0.00022
			111.14
			3.95

<b>Current Charges Due 01/15/08</b>	<b>\$</b>	<b>2,337.81</b>
-------------------------------------	-----------	-----------------

#### (A) Delivery Related Charges:

Winter Mid Peak	9,538 kWh	x	\$ 0.00811	\$	77.35
Winter Off Peak	8,395 kWh	x	\$ 0.00811		68.08
DWR Bond Charge	17,933 kWh	x	\$ 0.00469		84.11
Customer Charge					75.86
Service Charge	140.0 HP	x	\$ 3.51000		491.40
Delivery Subtotal				\$	796.80

#### (B) Generation Related Charges:

DWR Generation:					
Winter Mid Peak	2,678 kWh	x	\$ 0.09490	\$	254.14
Winter Off Peak	2,357 kWh	x	\$ 0.09490		223.68
SCE Generation:					
Winter Mid Peak	6,860 kWh	x	\$ 0.10305		706.92
Winter Off Peak	6,038 kWh	x	\$ 0.01583		95.58
Service Charge	140.0 HP	x	\$ 1.04000		145.60
Generation Subtotal				\$	1,425.92

Your daily average cost this period excluding Utility User Tax (UUT) is : \$ 74.22

Of your total charges, Franchise Fees represent : \$19.85

Percentage of energy provided by DWR this period : 28.078 %

Billing Horsepower : 140.0 HP

Service Voltage : 480 Volts

### By rate component:

DWR Generation	\$	477.82
SCE Generation		878.34
Ongoing CTC		69.76
DWR Bond Charge		84.11
Transmission Charges		83.70
Distribution Charges		517.45
Nuclear Decommissioning Charges		10.40
Public Purpose Program Charges		96.84
Taxes and Other		119.39

<b>Current Charges</b>	<b>\$</b>	<b>2,337.81</b>
------------------------	-----------	-----------------

Customer and Service Address      Date Bill Prepared  
WHITE FENCE FARMS MUTUAL WATER      Dec 27, 2007  
41501 20TH ST W      Next Meter Read on or about  
PALMDALE CA 93551      Jan 24, 2008

Service Account      Rotating Outage      Rate Schedule  
**3-003-4216-87**      Group N001      TOU-PA-A

Your Customer Account Number  
**2-28-398-6784**  
24-hr. Customer Service  
**1 (800) 896-1245**

### Billing summary

Amount of Previous Statement 11/27/07	\$	2,876.05	
Payment received 12/07/07 - Thank you	\$	(2,876.05)	
Balance Before Current Charges	\$		0.00
Current Charges	\$	2,337.81	
Current Charges Due 01/15/08	\$		2,337.81
<b>Your Total Balance Due</b>	<b>\$</b>	<b>2,337.81</b>	

### Your current energy usage

Meter Number	From	To	Usage
ACTUAL READ 345M-006018	11/21/07	12/21/07	
Mid Peak	11/21/07	12/21/07	17,933 kWh
Off Peak	11/21/07	12/21/07	9,538 kWh
			8,395 kWh

### Demand Meter Information

Maximum Demand : 100.0 kW

Usage Comparison	This Year	Last Year	2 Years Ago
Kilowatt-hour (kWh) used	17,933.00	17,499.00	15,626.00
Number of days	30	31	30
Average usage per day	597.77	564.48	520.87

**COUNTY**

(14-574)

- Please detach stub below and return with your payment -

### Payment Stub

For payment  
location, call:  
(800)747-8908

Make check payable to Southern California Edison

Please pay total amount now due

**\$2,337.81**

Thank you for  
paying promptly

Past due if not  
paid by **01/15/08**

Enter the amount you  
paid **\$**

Your Customer Account #: 2-28-398-6784

CSS1227.P5.0008.001293 01 AT 0.334 \*\*C002

|||||

WHITE FENCE FARMS MUTUAL WATER  
41901 20TH ST W  
PALMDALE CA 93551-1315

P.O. Box 600  
Rosemead, Ca  
91771-0001

28 398 6784 00000096 000000000000233781000233781

12081

## WHITE FENCE FARMS MUTUAL WATER CO.

41901 N. 20TH STREET WEST  
PALMDALE, CA 93551

WELLS FARGO BANK, N.A.

CALIFORNIA  
WELLSFARGO.COM

16-24-1220

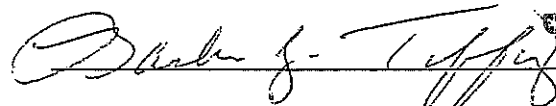

02/01/2008

PAY TO THE ORDER OF Southern California Edison

\$ \*\*2,045.80

Two Thousand Forty-Five and 80/100\*\*\*\*\*

DOLLARS

Southern California Edison  
P.O. Box 600  
Rosemead, CA 91771-0001


EZShield™ Check Fraud  
Protection for Business

MEMO

2-28-398-6784 "County"

## WHITE FENCE FARMS MUTUAL WATER CO.

Southern California Edison

02/01/2008

12081

Date	Type	Reference	Original Amt.	Balance Due	Discount	Payment
1/31/2008	Bill	6784 2/14/08 Cnty	2,045.80	2,045.80		2,045.80
				Check Amount		2,045.80

Wells Fargo - 2-28-398-6784 "County" 2,045.80

## WHITE FENCE FARMS MUTUAL WATER CO.

Southern California Edison

02/01/2008

12081

Date	Type	Reference	Original Amt.	Balance Due	Discount	Payment
1/31/2008	Bill	6784 2/14/08 Cnty	2,045.80	2,045.80		2,045.80
				Check Amount		2,045.80

Wells Fargo - 2-28-398-6784 "County" 2,045.80



Southern California Edison Company  
P.O. Box 600, Rosemead, CA 91771-0001

Visit us at:  
www.sce.com

Customer and Service Address

Date Bill Prepared

WHITE FENCE FARMS MUTUAL WATER Jan 26, 2008

41501 20TH ST W

Next Meter Read on or about

PALMDALE CA 93551

Feb 25, 2008

Your Customer Account Number

**2-28-398-6784**

24-hr. Customer Service

**1 (800) 896-1245**

Service Account

Rotating Outage

Rate Schedule

**3-003-4216-87**

Group N001

TOU-PA-A

**Billing summary**

Amount of Previous Statement 12/27/07	\$	2,337.81	
Payment received 01/14/08 - Thank you	\$	(2,337.81)	
Balance Before Current Charges	\$		0.0
Current Charges	\$	2,045.80	
Current Charges Due 02/14/08	\$		2,045.8
<b>Your Total Balance Due</b>	\$		<b>2,045.8</b>

**Your current energy usage**

Meter Number	From	To	Usage
ACTUAL READ			
345M-006018	12/21/07	01/23/08	15,175 kWh
Mid Peak	12/21/07	01/23/08	7,557 kWh
Off Peak	12/21/07	01/23/08	7,618 kWh

**Demand Meter Information**

Maximum Demand : 95.0 kW

Usage Comparison	This Year	Last Year	2 Years Ago
Kilowatt-hour (kWh) used	15,175.00	16,514.00	13,240.0
Number of days	33	32	3
Average usage per day	459.85	516.06	401.2

*Country*

(14-574)

Please detach stub below and return with your payment -





Southern California Edison Company  
P.O. Box 600, Rosemead, CA 91771-0001

Visit us at:  
www.sce.com

Customer and Service Address      Date Bill Prepared  
WHITE FENCE FARMS MUTUAL WATER Jan 26, 2008  
41501 20TH ST W      Next Meter Read on or about  
PALMDALE CA 93551      Feb 25, 2008

Your Customer Account Number  
**2-28-398-6784**  
24-hr. Customer Service  
**1 (800) 896-1245**

Service Account      Rotating Outage      Rate Schedule  
**3-003-4216-87**      Group N001      TOU-PA-A

## Detail of current charges: \$2,045.80

We provide two ways to look at your current charges:

### 1 By usage:

Billing Period - 12/21/07 to 01/23/08 ( 33 days ) - Winter Season

Delivery Related Charges (A)		\$	760.79
Generation Related Charges (B)			1,184.41
Current Billing Detail Subtotal		\$	1,945.20
Los Angeles Co UUT	\$ 1,945.20	x	5.00000 %
State Tax	15,175 kWh	x	\$ 0.00022
			97.26
			3.34

<b>Current Charges Due 02/14/08</b>	<b>\$</b>	<b>2,045.80</b>
-------------------------------------	-----------	-----------------

(A) Delivery Related Charges:			
Winter Mid Peak	2,519 kWh	x \$	0.00811
Winter Mid Peak	5,038 kWh	x \$	0.00796
Winter Off Peak	2,539 kWh	x \$	0.00811
Winter Off Peak	5,079 kWh	x \$	0.00796
DWR Bond Charge	5,058 kWh	x \$	0.00469
DWR Bond Charge	10,117 kWh	x \$	0.00477
Customer Charge			75.86
Service Charge	140.0 HP	x \$	3.51000
			491.40
Delivery Subtotal		\$	760.79

(B) Generation Related Charges:			
DWR Generation:			
Winter Mid Peak	734 kWh	x \$	0.09490
Winter Mid Peak	1,468 kWh	x \$	0.08875
Winter Off Peak	740 kWh	x \$	0.09490
Winter Off Peak	1,480 kWh	x \$	0.08875
SCE Generation:			
Winter Mid Peak	5,355 kWh	x \$	0.10305
Winter Off Peak	5,398 kWh	x \$	0.01583
Service Charge	140.0 HP	x \$	1.04000
			145.60
Generation Subtotal		\$	1,184.41

Your daily average cost this period excluding Utility User Tax (UUT) is : \$ 59.05

Of your total charges, Franchise Fees represent : \$17.37

Percentage of energy provided by DWR this period : 29.144 %

Billing Horsepower : 140.0 HP

Service Voltage : 480 Volts

### 2 By rate component:

DWR Generation	\$	401.53
SCE Generation		723.85
Ongoing CTC		59.03
DWR Bond Charge		71.98
Transmission Charges		81.56
Distribution Charges		514.78
Nuclear Decommissioning Charges		8.80
Public Purpose Program Charges		80.02
Taxes and Other		104.25

<b>Current Charges</b>	<b>\$</b>	<b>2,045.80</b>
------------------------	-----------	-----------------

Customer and Service Address      Date Bill Prepared  
WHITE FENCE FARMS MUTUAL WATER Jan 26, 2008  
41501 20TH ST W      Next Meter Read on or about  
PALMDALE CA 93551      Feb 25, 2008

Service Account      Rotating Outage      Rate Schedule  
**3-003-4216-87**      Group N001      TOU-PA-A

Your Customer Account Number  
**2-28-398-6784**  
24-hr. Customer Service  
**1 (800) 896-1245**

### Billing summary

Amount of Previous Statement 12/27/07	\$	2,337.81
Payment received 01/14/08 - Thank you	\$	(2,337.81)
Balance Before Current Charges	\$	0.01
Current Charges	\$	2,045.80
Current Charges Due 02/14/08	\$	2,045.81
<b>Your Total Balance Due</b>	<b>\$</b>	<b>2,045.81</b>

### Your current energy usage

Meter Number	From	To	Usage
ACTUAL READ 345M-006018	12/21/07	01/23/08	15,175 kWh
Mid Peak	12/21/07	01/23/08	7,557 kWh
Off Peak	12/21/07	01/23/08	7,618 kWh

### Demand Meter Information

Maximum Demand : 95.0 kW

Usage Comparison	This Year	Last Year	2 Years Ago
Kilowatt-hour (kWh) used	15,175.00	16,514.00	13,240.00
Number of days	33	32	31
Average usage per day	459.85	516.06	401.29

*Copy*

(14-574)

Please detach stub below and return with your payment -

### Payment Stub

For payment location, call:  
(800)747-8908

Make check payable to Southern California Edison

Please pay total amount now due

**\$2,045.80**

Thank you for  
paying promptly

Past due if not  
paid by **02/14/08**

Enter the amount you  
paid ▶ \$

Your Customer Account #: 2-28-398-6784

CSS0126.P5.0012.001854 01 AT 0.334 \*\*C002

|||||

WHITE FENCE FARMS MUTUAL WATER  
41901 20TH ST W  
PALMDALE CA 93551-1315

P.O. Box 600  
Rosemead, Ca  
91771-0001

28 398 6784 00000091 0000000000002045800000204580

**WHITE FENCE FARMS MUTUAL WATER CO.**

41901 N. 20TH STREET WEST  
PALMDALE, CA 93551

**WELLS FARGO BANK, N.A.**

CALIFORNIA  
WELLSFARGO.COM

12140

16-24-1220

03/03/2008

PAY TO THE ORDER OF Southern California Edison

\$ \*\*1,774.40

One Thousand Seven Hundred Seventy-Four and 40/100\*\*\*\*\*

DOLLARS

Details on back  
Security Features Included

Southern California Edison  
P.O. Box 600  
Rosemead, CA 91771-0001

*[Signature]*  
*[Signature]*  
E2Shield™ Check Fraud  
Protection for Business

MEMO 2-28-398-6784 3/17/08 "County"

**WHITE FENCE FARMS MUTUAL WATER CO.**

Southern California Edison

03/03/2008

12140

Date	Type	Reference	Original Amt.	Balance Due	Discount	Payment
3/3/2008	Bill	6784 3/17/08 "County"	1,774.40	1,774.40		1,774.40
				Check Amount		1,774.40

**COUNTY**

Wells Fargo - 2-28-398-6784 3/17/08 "County" 1,774.40

**WHITE FENCE FARMS MUTUAL WATER CO.**

Southern California Edison

03/03/2008

12140

Date	Type	Reference	Original Amt.	Balance Due	Discount	Payment
3/3/2008	Bill	6784 3/17/08 "County"	1,774.40	1,774.40		1,774.40
				Check Amount		1,774.40

Wells Fargo - 2-28-398-6784 3/17/08 "County" 1,774.40



Southern California Edison Company  
P.O. Box 600, Rosemead, CA 91771-0001

Visit us at:  
www.sce.com

Customer and Service Address      Date Bill Prepared  
WHITE FENCE FARMS MUTUAL WATER Feb 27, 2008  
1501 20TH ST W      Next Meter Read on or about  
ALMDALE CA 93551      March 26, 2008

Your Customer Account Number  
**2-28-398-6784**  
24-hr. Customer Service  
**1 (800) 896-1245**

Service Account      Rotating Outage      Rate Schedule  
**-003-4216-87**      Group N001      TOU-PA-A

### Billing summary

Amount of Previous Statement 01/26/08	\$	2,045.80	
Payment received 02/05/08 - Thank you	\$	(2,045.80)	
Balance Before Current Charges	\$		0.00
Current Charges	\$	1,774.40	
Current Charges Due 03/17/08	\$		1,774.40
<b>Your Total Balance Due</b>	<b>\$</b>	<b>1,774.40</b>	

### Your current energy usage

Meter Number	From	To	Usage
MUTUAL READ 5M-006018	01/23/08	02/22/08	
1-d Peak	01/23/08	02/22/08	11,771 kWh
1-f Peak	01/23/08	02/22/08	6,323 kWh
			5,448 kWh

### Demand Meter Information

Maximum Demand : 96.0 kW

Usage Comparison	This Year	Last Year	2 Years Ago
1-kilowatt-hour (kWh) used	11,771.00	15,926.00	15,127.00
Number of days	30	30	30
Average usage per day	392.37	530.87	504.23

### Did you know. . .

#### Voluntary Renewable Energy Contributions...

California air quality can use your help. See the enclosed insert for information about the Voluntary Renewable Contribution Program.

COUNTY



Southern California Edison Company  
P.O. Box 600, Rosemead, CA 91771-0001

Visit us at:  
www.sce.com

Customer and Service Address      Date Bill Prepared  
WHITE FENCE FARMS MUTUAL WATER      Feb 27, 2008  
41501 20TH ST W      Next Meter Read on or about  
PALMDALE CA 93551      March 26, 2008

Your Customer Account Number  
**2-28-398-6784**  
24-hr. Customer Service  
**1 (800) 896-1245**

Service Account      Rotating Outage      Rate Schedule  
**3-003-4216-87**      Group N001      TOU-PA-A

## Detail of current charges: \$1,774.40

We provide two ways to look at your current charges:

### 1 By usage:

Billing Period - 01/23/08 to 02/22/08 ( 30 days ) - Winter Season

Delivery Related Charges (A)		\$	717.11
Generation Related Charges (B)			970.33
Current Billing Detail Subtotal		\$	1,687.44
Los Angeles Co UUT	\$ 1,687.44 x 5.00000 %		84.37
State Tax	11,771 kWh x \$ 0.00022		2.59

**Current Charges Due 03/17/08**      **\$ 1,774.40**

(A) Delivery Related Charges:				
Winter Mid Peak	6,323 kWh	x \$	0.00796	\$ 50.33
Winter Off Peak	5,448 kWh	x \$	0.00796	43.37
DWR Bond Charge	11,771 kWh	x \$	0.00477	56.15
Customer Charge				75.86
Service Charge	140.0 HP	x \$	3.51000	491.40

Delivery Subtotal      \$ 717.11

(B) Generation Related Charges:				
DWR Generation:				
Winter Mid Peak	1,791 kWh	x \$	0.08875	\$ 158.95
Winter Off Peak	1,543 kWh	x \$	0.08875	136.94
SCE Generation:				
Winter Mid Peak	4,532 kWh	x \$	0.10305	467.02
Winter Off Peak	3,905 kWh	x \$	0.01583	61.82
Service Charge	140.0 HP	x \$	1.04000	145.60

Generation Subtotal      \$ 970.33

Your daily average cost this period excluding Utility User Tax (UUT) is : \$ 56.33

Of your total charges, Franchise Fees represent : \$15.07

Percentage of energy provided by DWR this period : 28.326 %

Billing Horsepower : 140.0 HP

Service Voltage : 480 Volts

### 2 By rate component:

DWR Generation	\$ 295.89
SCE Generation	628.65
Ongoing CTC	45.79
DWR Bond Charge	56.15
Transmission Charges	78.50
Distribution Charges	511.47
Nuclear Decommissioning Charges	6.83
Public Purpose Program Charges	61.33
Taxes and Other	89.79

**Current Charges**      **\$ 1,774.40**

Customer and Service Address	Date Bill Prepared
WHITE FENCE FARMS MUTUAL WATER	Feb 27, 2008
41501 20TH ST W	Next Meter Read on or about
PALMDALE CA 93551	March 26, 2008

**Your Customer Account Number**  
**2-28-398-6784**  
24-hr. Customer Service  
**1 (800) 896-1245**

Service Account	Rotating Outage	Rate Schedule
3-003-4216-87	Group N001	TOU-PA-A

## Billing summary

Amount of Previous Statement 01/26/08	\$	2,045.80
Payment received 02/05/08 - Thank you	\$	(2,045.80)
Balance Before Current Charges	\$	0.00
Current Charges	\$	1,774.40
Current Charges Due 03/17/08	\$	1,774.40

<b>Your Total Balance Due</b>	<b>\$</b>	<b>1,774.40</b>
-------------------------------	-----------	-----------------

## Your current energy usage

Meter Number	From	To	Usage
ACTUAL READ			
345M-006018	01/23/08	02/22/08	11,771 kWh
Mid Peak	01/23/08	02/22/08	6,323 kWh
Off Peak	01/23/08	02/22/08	5,448 kWh

### - Demand Meter Information

Maximum Demand : 96.0 kW

Usage Comparison	This Year	Last Year	2 Years Ago
Kilowatt-hour (kWh) used	11,771.00	15,926.00	15,127.00
Number of days	30	30	30
Average usage per day	392.37	530.87	504.23

## Did you know. . .

### VOLUNTARY RENEWABLE ENERGY CONTRIBUTIONS...

California air quality can use your help. See the enclosed insert for information about the Voluntary Renewable Contribution Program.

(14-574)

- Please detach stub below and return with your payment -

## Payment Stub

For payment location, call:  
(800)747-8908

Make check payable to Southern California Edison

~~Please pay total amount now due~~

\$1,774.40

Thank you for  
paying promptly

Past due if not  
paid by **03/17/08**

Enter the amount you paid ► \$

**Your Customer Account #: 2-28-398-6784**

CSS0227,P5.0010.001671 01 AT 0.334 \*\*C002

**Abstract**

WHITE FENCE FARMS MUTUAL WATER  
41901 20TH ST W  
PALMDALE CA 93551-1315

P.O. Box 600  
Rosemead, Ca  
91771-0001

28 398 6784 00000099 000000000000001774400000177440

12205

## WHITE FENCE FARMS MUTUAL WATER CO.

41901 N. 20TH STREET WEST  
PALMDALE, CA 93551

WELLS FARGO BANK, N.A.

CALIFORNIA  
WELLSFARGO.COM

16-24-1220


04/08/2008

PAY TO THE ORDER OF Southern California Edison

\$ \*\*1,253.44

One Thousand Two Hundred Fifty-Three and 44/100\*\*\*\*\*

DOLLARS

Southern California Edison  
P.O. Box 600  
Rosemead, CA 91771-0001  
John A. Withers

MEMO

2-28-398-6784 4/15/08 "County"

## WHITE FENCE FARMS MUTUAL WATER CO.

Southern California Edison

04/08/2008

12205

Date	Type	Reference	Original Amt.	Balance Due	Discount	Payment
4/7/2008	Bill	6784 4/15/08	1,253.44	1,253.44		1,253.44
				Check Amount		1,253.44

Wells Fargo - 2-28-398-6784 4/15/08 "County"

1,253.44

## WHITE FENCE FARMS MUTUAL WATER CO.

Southern California Edison

04/08/2008

12205

Date	Type	Reference	Original Amt.	Balance Due	Discount	Payment
4/7/2008	Bill	6784 4/15/08	1,253.44	1,253.44		1,253.44
				Check Amount		1,253.44

Wells Fargo - 2-28-398-6784 4/15/08 "County"

1,253.44



Southern California Edison Company  
P.O. Box 600, Rosemead, CA 91771-0001

Visit us at:  
[www.sce.com](http://www.sce.com)

Customer and Service Address      Date Bill Prepared  
WHITE FENCE FARMS MUTUAL WATER      March 27, 2008  
41501 20TH ST W      Next Meter Read on or about  
PALMDALE CA 93551      April 24, 2008

Your Customer Account Number  
**2-28-398-6784**  
24-hr. Customer Service  
**1 (800) 896-1245**

Service Account      Rotating Outage      Rate Schedule  
**3-003-4216-87**      Group N001      TOU-PA-A

### Billing summary

Amount of Previous Statement 02/27/08	\$	1,774.40	
Payment received 03/17/08 - Thank you	\$	(1,774.40)	
Balance Before Current Charges	\$		0.00
Current Charges	\$	1,253.44	
Current Charges Due 04/15/08	\$		1,253.44
<b>Your Total Balance Due</b>	\$		<b>1,253.44</b>

### Your current energy usage

Meter Number	From	To	Usage
ACTUAL READ			
345M-006018	02/22/08	03/25/08	
Mid Peak	02/22/08	03/25/08	5,680 kWh
Off Peak	02/22/08	03/25/08	3,331 kWh
			2,349 kWh

### Demand Meter Information

Maximum Demand : 95.0 kW

Usage Comparison	This Year	Last Year	2 Years Ago
Kilowatt-hour (kWh) used	5,680.00	21,910.00	12,195.00
Number of days	32	32	31
Average usage per day	177.50	684.69	393.35

### Did you know. . .

GO PAPERLESS!

You'll save time and help the environment by receiving and paying your bill online.  
Enroll today at [www.sce.com/paperless](http://www.sce.com/paperless).

COUNTY

(14-574) - Please detach stub below and return with your payment -



Customer and Service Address      Date Bill Prepared  
/HITE FENCE FARMS MUTUAL WATER      March 27, 2008  
1501 20TH ST W      Next Meter Read on or about  
ALMDALE CA 93551      April 24, 2008

Your Customer Account Number  
**2-28-398-6784**  
24-hr. Customer Service  
**1 (800) 896-1245**

Service Account      Rotating Outage      Rate Schedule  
**-003-4216-87**      Group N001      TOU-PA-A

## Detail of current charges: \$1,253.44

We provide two ways to look at your current charges:

### 1 By usage:

Billing Period - 02/22/08 to 03/25/08 ( 32 days ) - Winter Season

Delivery Related Charges (A)		\$	632.29
Generation Related Charges (B)			560.27
Current Billing Detail Subtotal		\$	1,192.56
Los Angeles Co UUT	\$ 1,192.56 x 5.00000 %		59.63
State Tax	5,680 kWh x \$ 0.00022		1.25

**Current Charges Due 04/15/08**      \$      **1,253.44**

#### (A) Delivery Related Charges:

Winter Mid Peak	833 kWh	x \$ 0.00796	\$	6.63
Winter Mid Peak	2,498 kWh	x \$ 0.00798		19.93
Winter Off Peak	587 kWh	x \$ 0.00796		4.67
Winter Off Peak	1,762 kWh	x \$ 0.00798		14.06
DWR Bond Charge	5,680 kWh	x \$ 0.00477		27.09
Customer Charge				75.86
Service Charge	140 HP	x \$ 3.51000 x 8/32 days		122.85
Service Charge	140 HP	x \$ 3.44000 x 24/32 days		361.20

Delivery Subtotal      \$      632.29

#### (B) Generation Related Charges:

DWR Generation:			\$	
Winter Mid Peak	922 kWh	x \$ 0.08875		81.83
Winter Off Peak	650 kWh	x \$ 0.08875		57.69
SCE Generation:				
Winter Mid Peak	2,409 kWh	x \$ 0.10305		248.25
Winter Off Peak	1,699 kWh	x \$ 0.01583		26.90
Service Charge	140.0 HP	x \$ 1.04000		145.60

Generation Subtotal      \$      560.27

Your daily average cost this period excluding Utility User Tax (UUT) is : \$ 37.31

Of your total charges, Franchise Fees represent : \$10.65

Percentage of energy provided by DWR this period : 27.688 %

Billing Horsepower : 140.0 HP

Service Voltage : 480 Volts

### 2 By rate component:

DWR Generation	\$	139.52
SCE Generation		398.65
Ongoing CTC		22.10
DWR Bond Charge		27.09
Transmission Charges		65.30
Distribution Charges		505.57
Nuclear Decommissioning Charges		3.29
Public Purpose Program Charges		29.68
Taxes and Other		62.24

**Current Charges**      \$      **1,253.44**



Southern California Edison Company  
P.O. Box 600, Rosemead, CA 91771-0001

Visit us at:  
www.sce.com

Customer and Service Address

WHITE FENCE FARMS MUTUAL WATER  
41501 20TH ST W  
PALMDALE CA 93551

Date Bill Prepared

March 27, 2008

Next Meter Read on or about

April 24, 2008

Your Customer Account Number

2-28-398-6784

24-hr. Customer Service

1 (800) 896-1245

Service Account

3-003-4216-87

Rotating Outage

Group N001

Rate Schedule

TOU-PA-A

Billing summary

Amount of Previous Statement 02/27/08	\$	1,774.40	
Payment received 03/17/08 - Thank you	\$	(1,774.40)	
Balance Before Current Charges	\$		0.00
Current Charges	\$	1,253.44	
Current Charges Due 04/15/08	\$		1,253.44
<b>Your Total Balance Due</b>	<b>\$</b>	<b>1,253.44</b>	

Your current energy usage

Meter Number	From	To	Usage
ACTUAL READ 345M-006018	02/22/08	03/25/08	
Mid Peak	02/22/08	03/25/08	5,680 kWh
Off Peak	02/22/08	03/25/08	3,331 kWh
			2,349 kWh

Demand Meter Information

Maximum Demand : 95.0 kW

Usage Comparison	This Year	Last Year	2 Years Ago
Kilowatt-hour (kWh) used	5,680.00	21,910.00	12,195.00
Number of days	32	32	31
Average usage per day	177.50	684.69	393.35

Did you know. . .

GO PAPERLESS!

You'll save time and help the environment by receiving and paying your bill online.

Enroll today at [www.sce.com/paperless](http://www.sce.com/paperless).

COUNTY

(14-574)

- Please detach stub below and return with your payment -

Payment  
Stub

For payment  
location, call:  
(800)747-8908

Make check payable to Southern California Edison

Please pay total amount now due

\$1,253.44

Thank you for  
paying promptly

Past due if not  
paid by 04/15/08

Enter the amount you  
paid \$

Your Customer Account #: 2-28-398-6784

CSS0327.P5.0011.001621 01 AT 0.334 \*\*C002



WHITE FENCE FARMS MUTUAL WATER  
41901 20TH ST W  
PALMDALE CA 93551-1315

P.O. Box 600  
Rosemead, Ca  
91771-0001

28 398 6784 00000092 000000000000125344000125344

WHITE FENCE FARMS MUTUAL WATER CO.  
41901 N. 20TH STREET WEST  
PALMDALE, CA 93551

WELLS FARGO BANK, N.A.  
CALIFORNIA  
WELLSFARGO.COM

12248

16-24-1220

05/01/2008

PAY TO THE ORDER OF Southern California Edison

\$ \*\*834.52

Eight Hundred Thirty-Four and 52/100\*\*\*\*\*

DOLLARS

Southern California Edison  
P.O. Box 600  
Rosemead, CA 91771-0001

*Barbara J. [Signature]*  
EZShield™ Check Fraud  
Protection for Business

*[Signature]*

MEMO

2-28-398-6784 "County"

WHITE FENCE FARMS MUTUAL WATER CO.

Southern California Edison

Date	Type	Reference
4/30/2008	Bill	6784 5/15/08

Original Amt.
834.52

05/01/2008

12248

Balance Due	Discount
834.52	
Check Amount	

Payment
834.52
834.52

Wells Fargo 2-28-398-6784 "County"

834.52

WHITE FENCE FARMS MUTUAL WATER CO.

Southern California Edison

Date	Type	Reference
4/30/2008	Bill	6784 5/15/08

Original Amt.
834.52

05/01/2008

12248

Balance Due	Discount
834.52	
Check Amount	

Payment
834.52
834.52

Wells Fargo 2-28-398-6784 "County"

834.52

For billing and service inquiries  
call 1-800-896-1245, 24 hrs a day, 7 days a week

Date bill prepared: Apr 26 '08

**Customer account** 2-28-398-6784  
**Service account** 3-003-4216-87  
41501 20TH ST W  
PALMDALE, CA 93551  
**Rotating outage** Group N001

## Your account summary

Amount of your last bill	\$1,253.44
Payment we received on Apr 15 '08 - thank you	-\$1,253.44
Balance forward	\$0.00
Your new charges	\$834.52
<b>Total amount you owe by May 15 '08</b>	<b>\$834.52</b>

## Compare the electricity you are using

For meter 345M-006018 from Mar 25 '08 to Apr 24 '08  
Total electricity you used this month in kWh

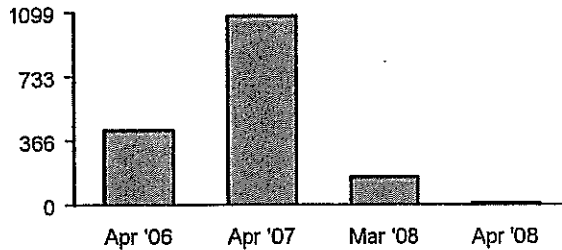
770

Your next meter read will be on or about May 23 '08.

	Electricity (kWh)
Winter Season	
Mid peak	408
Off peak	362
<b>Total</b>	<b>770</b>

Maximum demand is 37.0 kW

## Your daily average electricity usage (kWh)



Please return the payment stub below with your payment and make your check payable to Southern California Edison.  
If you want to pay in person, call 1-800-747-8908 for locations, or you can pay online at [www.sce.com](http://www.sce.com).

### Usage comparison

	Apr '06	Apr '07	May '07	Jun '07	Jul '07	Aug '07	Sep '07	Oct '07	Nov '07	Dec '07	Jan '08	Feb '08	Mar '08	Apr '08
Total kWh used	12,892	30,781	43,024	46,162	44,910	6,901	55,754	44,131	25,114	17,933	15,175	11,771	5,680	770
Number of days	29	28	30	29	32	29	30	32	30	30	33	30	32	30
Appx. average kWh used/day	444	1,099	1,434	1,591	1,403	237	1,858	1,379	837	597	459	392	177	25

## Details of your new charges

Your rate: TOU-PA-A

Billing period: Mar 25 '08 to Apr 24 '08 (30 days)

### Delivery charges

Energy-Winter		
Mid peak	177 kWh x \$0.00798	\$1.41
Mid peak	231 kWh x \$0.00884	\$2.04
Off peak	157 kWh x \$0.00798	\$1.25
Off peak	205 kWh x \$0.00884	\$1.81
DWR bond charge	770 kWh x \$0.00477	\$3.67
Customer charge		\$32.87
Customer charge		\$47.45
Service charge	140 HP x \$3.44000 x 13/30 days	\$208.69
Service charge	140 HP x \$3.75000 x 17/30 days	\$297.50

### Your Delivery charges include:

- \$58.27 transmission charges
- \$530.28 distribution charges
- \$0.45 nuclear decommissioning charges
- \$3.85 public purpose programs charge

### Generation charges

DWR		
Energy-Winter		
Mid peak	111 kWh x \$0.08875	\$9.85
Off peak	99 kWh x \$0.08875	\$8.79
SCE		
Energy-Winter		
Mid peak	129 kWh x \$0.10305	\$13.29
Mid peak	168 kWh x \$0.10182	\$17.11
Off peak	114 kWh x \$0.01583	\$1.80
Off peak	149 kWh x \$0.01539	\$2.29
Service charge	140 HP x \$1.04000 x 13/30 days	\$63.09
Service charge	140 HP x \$1.03000 x 17/30 days	\$81.71

### Your Generation charges include:

- \$2.39 competition transition charge

### Your overall energy charges include:

- \$7.10 franchise fees

### Additional information:

- DWR provided 27.221% of the energy you used this month
- Service voltage: 480 volts
- Billing horsepower: 140.0 HP

Subtotal of your new charges		\$794.62
Los Angeles Co UUT	\$794.62 x 5.00000 %	\$39.73
State tax	770 kWh x \$0.00022	\$0.17
<b>Your new charges</b>		<b>\$834.52</b>

**WHITE FENCE FARMS MUTUAL WATER CO.**

41901 N. 20TH STREET WEST  
PALMDALE, CA 93551

WELLS FARGO BANK, N.A.  
CALIFORNIA  
WELLSFARGO.COM

12309

16-24-1220

06/04/2008

PAY TO THE  
ORDER OF


Southern California Edison

\$ \*\*814.42

Eight Hundred Fourteen and 42/100\*\*\*\*\*


DOLLARS J

Southern California Edison  
P.O. Box 600  
Rosemead, CA 91771-0001

 ETX EZShield™ Check Fraud  
Protection for Business

MEMO

2-28-398-6784 "County"

 NP

**WHITE FENCE FARMS MUTUAL WATER CO.**

Southern California Edison

Date	Type	Reference
6/4/2008	Bill	6784 6/16/08

Original Amt.	814.42
---------------	--------

06/04/2008	
Balance Due	Discount
814.42	
Check Amount	

12309

Payment	814.42
	814.42

Wells Fargo

2-28-398-6784 "County"

814.42

**WHITE FENCE FARMS MUTUAL WATER CO.**

Southern California Edison

Date	Type	Reference
6/4/2008	Bill	6784 6/16/08

Original Amt.	814.42
---------------	--------

06/04/2008	
Balance Due	Discount
814.42	
Check Amount	

12309

Payment	814.42
	814.42

Wells Fargo -

2-28-398-6784 "County"

814.42



P.O. Box 300  
Rosemead, CA  
91772-0001  
www.sce.com

# Your electricity bill

WHITE FENCE FARMS MUTUAL WATER / Page 1 of 6

For billing and service inquiries  
call 1-800-896-1245, 24 hrs a day, 7 days a week

Date bill prepared: May 28 '08

Customer account 2-28-398-6784  
Service account 3-003-4216-87  
41501 20TH ST W  
PALMDALE, CA 93551  
Rotating outage Group N001

## Your account summary

Amount of your last bill	\$834.52
Payment we received on May 07 '08 - thank you	-\$834.52
Balance forward	\$0.00
Your new charges	\$814.42
<b>Total amount you owe by Jun 16 '08</b>	<b>\$814.42</b>

## Compare the electricity you are using

For meter 345M-006018 from Apr 24 '08 to May 22 '08  
Total electricity you used this month in kWh

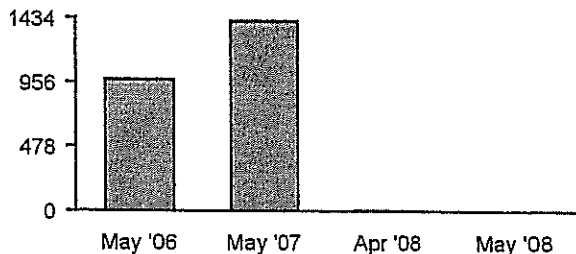
333

Your next meter read will be on or about Jun 24 '08.

	Electricity (kWh)
Winter Season	
Mid peak	101
Off peak	232
<b>Total</b>	<b>333</b>

Maximum demand is 4.0 kW

## Your daily average electricity usage (kWh)



COUNTY

Please return the payment stub below with your payment and make your check payable to Southern California Edison.  
If you want to pay in person, call 1-800-747-8908 for locations, or you can pay online at www.sce.com.

(14-574)



Customer account 2-28-398-6784  
Please write this number on your check. Make your  
check payable to Southern California Edison.

Amount due by Jun 16 '08 \$814.42

Amount enclosed \$

\*\*C002



WHITE FENCE FARMS MUTUAL WATER  
41901 20TH ST W  
PALMDALE, CA 93551-1315

P.O. BOX 300  
ROSEMEAD, CA 91772-0001

28 398 6784 00000092 0000000000000081442000081442

**Usage comparison**

	May '06	May '07	Jun '07	Jul '07	Aug '07	Sep '07	Oct '07	Nov '07	Dec '07	Jan '08	Feb '08	Mar '08	Apr '08	May '08
Total kWh used	29,018	43,024	46,162	44,910	6,901	55,754	44,131	25,114	17,933	15,175	11,771	5,680	770	333
Number of days	29	30	29	32	29	30	32	30	30	33	30	32	30	28
Appx. average kWh used/day	1,000	1,434	1,591	1,403	237	1,858	1,379	837	597	459	392	177	25	11

## Details of your new charges

Your rate: TOU-PA-A

Billing period: Apr 24 '08 to May 22 '08 (28 days)

**Delivery charges**

Energy-Winter		
Mid peak	101 kWh x \$0.00884	\$0.89
Off peak	232 kWh x \$0.00884	\$2.05
DWR bond charge	333 kWh x \$0.00477	\$1.59
Customer charge		\$83.73
Service charge	140 HP x \$3.75000	\$525.00

**Your Delivery charges include:**

- \$57.81 transmission charges
- \$551.98 distribution charges
- \$0.20 nuclear decommissioning charges
- \$1.60 public purpose programs charge

**Generation charges**

DWR		
Energy-Winter		
Mid peak	28 kWh x \$0.08875	\$2.49
Off peak	63 kWh x \$0.08875	\$5.59
SCE		
Energy-Winter		
Mid peak	73 kWh x \$0.10182	\$7.43
Off peak	169 kWh x \$0.01539	\$2.60
Service charge	140 HP x \$1.03000	\$144.20

**Your Generation charges include:**

- \$0.84 competition transition charge

**Your overall energy charges include:**

- \$6.93 franchise fees

**Additional information:**

- DWR provided 27.340% of the energy you used this month
- Service voltage: 480 volts
- Billing horsepower: 140.0 HP

Subtotal of your new charges		\$775.57
Los Angeles Co UUT	\$775.57 x 5.00000 %	\$38.78
State tax	333 kWh x \$0.00022	\$0.07
<b>Your new charges</b>		<b>\$814.42</b>



12368

## WHITE FENCE FARMS MUTUAL WATER CO.

41901 N. 20TH STREET WEST  
PALMDALE, CA 93551

WELLS FARGO BANK, N.A.

CALIFORNIA  
WELLSFARGO.COM

16-24-1220

07/15/2008



PAY TO THE  
ORDER OF Southern California Edison

\$ \*\*1,212.57

One Thousand Two Hundred Twelve and 57/100\*\*\*\*\*

DOLLARS

6

Southern California Edison  
P.O. Box 600  
Rosemead, CA 91771-0001

  

iATM EZShield™ Check Fraud  
Protection for Business

MEMO

2-28-398-6784 7/21/08

## WHITE FENCE FARMS MUTUAL WATER CO.

Southern California Edison

07/15/2008

12368

Date	Type	Reference	Original Amt.	Balance Due	Discount	Payment
7/14/2008	Bill	6784- 7/21/08	1,212.57	1,212.57		1,212.57
				Check Amount		1,212.57

Wells Fargo - 2-28-398-6784 7/21/08

1,212.57

## WHITE FENCE FARMS MUTUAL WATER CO.

Southern California Edison

07/15/2008

12368

Date	Type	Reference	Original Amt.	Balance Due	Discount	Payment
7/14/2008	Bill	6784- 7/21/08	1,212.57	1,212.57		1,212.57
				Check Amount		1,212.57

Wells Fargo - 2-28-398-6784 7/21/08

1,212.57



P.O. Box 300  
Rosemead, CA  
91772-0001  
[www.sce.com](http://www.sce.com)

## Your electricity bill

WHITE FENCE FARMS MUTUAL WATER / Page 1 of 6

For billing and service inquiries  
call 1-800-896-1245, 24 hrs a day, 7 days a week

Date bill prepared: Jul 1 '08

**Customer account** 2-28-398-6784  
**Service account** 3-003-4216-87  
41501 20TH ST W  
PALMDALE, CA 93551  
**Rotating outage** Group N001

### Your account summary

Amount of your last bill	\$814.42
Payment we received on Jun 09 '08 - thank you	-\$814.42
Balance forward	\$0.00
Your new charges	\$1,212.57
<b>Total amount you owe by Jul 21 '08</b>	<b>\$1,212.57</b>

### Compare the electricity you are using

For meter 345M-006018 from May 22 '08 to Jun 24 '08  
Total electricity you used this month in kWh

4,704

Your next meter read will be on or about Jul 24 '08.

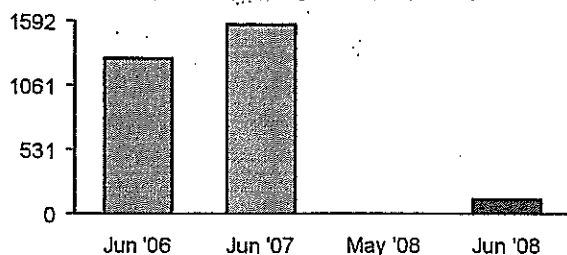
	Electricity (kWh)
Summer Season	
On peak	696
Mid peak	1,698
Off peak	818
Winter Season	
Mid peak	669
Off peak	823
<b>Total</b>	<b>4,704</b>

Maximum demand is 100.0 kW

COUNTY

Please return the payment stub below with your payment and make your check payable to Southern California Edison.  
If you want to pay in person, call 1-800-747-8908 for locations, or you can pay online at [www.sce.com](http://www.sce.com).

### Your daily average electricity usage (kWh)



### Usage comparison

	Jun '06	Jun '07	Jul '07	Aug '07	Sep '07	Oct '07	Nov '07	Dec '07	Jan '08	Feb '08	Mar '08	Apr '08	May '08	Jun '08
Total kWh used	39,240	46,162	44,910	6,901	55,754	44,131	25,114	17,933	15,175	11,771	5,680	770	333	4,704
Number of days	30	29	32	29	30	32	30	30	33	30	32	30	28	33
Appx. average kWh used/day	1,308	1,591	1,403	237	1,858	1,379	837	597	459	392	177	25	11	142

### Details of your new charges

Your rate: TOU-PA-A

Billing period: May 22 '08 to Jun 24 '08 (33 days Winter/Summer Season)

#### Delivery charges

##### Energy-Summer

On peak	696 kWh x \$0.00879
Mid peak	1,698 kWh x \$0.00879
Off peak	818 kWh x \$0.00879

##### Energy-Winter

Mid peak	669 kWh x \$0.00884
Off peak	823 kWh x \$0.00884

##### DWR bond charge

4,704 kWh x \$0.00477

##### Customer charge

##### Service charge

140 HP x \$3.75000

#### Generation charges

##### DWR

##### Energy-Summer

On peak	163 kWh x \$0.08614
Mid peak	398 kWh x \$0.08614
Off peak	192 kWh x \$0.08614

##### Energy-Winter

Mid peak	157 kWh x \$0.08875
Off peak	193 kWh x \$0.08875

##### SCE

##### Energy-Summer

On peak	533 kWh x \$0.10818
Mid peak	1,300 kWh x \$0.08616
Off peak	626 kWh x \$0.01539

#### Your Delivery charges include:

- \$63.24 transmission charges
- \$560.54 distribution charges
- \$2.78 nuclear decommissioning charges
- \$22.47 public purpose programs charge

#### Your Generation charges include:

- \$11.80 competition transition charge

#### Your overall energy charges include:

- \$10.30 franchise fees

#### Additional information:

- DWR provided 23.417% of the energy you used this month
- Service voltage: 480 volts
- Billing horsepower: 140.0 HP



P.O. Box 300  
Rosemead, CA  
91772-0001  
www.sce.com

# Your electricity bill

WHITE FENCE FARMS MUTUAL WATER / Page 1 of 6

For billing and service inquiries  
call 1-800-896-1245, 24 hrs a day, 7 days a week

Date bill prepared: Jul 1 '08

Customer account 2-28-398-6784  
Service account 3-003-4216-87  
41501 20TH ST W  
PALMDALE, CA 93551  
Rotating outage Group N001

## Your account summary

Amount of your last bill	\$814.42
Payment we received on Jun 09 '08 - thank you	-\$814.42
Balance forward	\$0.00
Your new charges	\$1,212.57
<b>Total amount you owe by Jul 21 '08</b>	<b>\$1,212.57</b>

## Compare the electricity you are using

For meter 345M-006018 from May 22 '08 to Jun 24 '08  
Total electricity you used this month in kWh

4,704

Your next meter read will be on or about Jul 24 '08.

	Electricity (kWh)
Summer Season	
On peak	696
Mid peak	1,698
Off peak	818
Winter Season	
Mid peak	669
Off peak	823
<b>Total</b>	<b>4,704</b>

Maximum demand is 100.0 kW

COUNTY

Please return the payment stub below with your payment and make your check payable to Southern California Edison.  
If you want to pay in person, call 1-800-747-8908 for locations, or you can pay online at www.sce.com.

(14-574)



Customer account 2-28-398-6784  
Please write this number on your check. Make your  
check payable to Southern California Edison.

Amount due by Jul 21 '08 \$1,212.57

Amount enclosed \$

CSS0701.P5.0013.002206 01 AT 0.346 \*\*C002



WHITE FENCE FARMS MUTUAL WATER  
41901 20TH ST W  
PALMDALE, CA 93551-1315

P.O. BOX 300  
ROSEMEAD, CA 91772-0001

28 398 6784 .00000094 000000000000121257000121257

**WHITE FENCE FARMS MUTUAL WATER CO.**

41901 N. 20TH STREET WEST  
PALMDALE, CA 93551

**WELLS FARGO BANK, N.A.**

CALIFORNIA  
WELLSFARGO.COM

12401

16-24-1220

08/05/2008

PAY TO THE ORDER OF Southern California Edison

\$ \*\*1,029.48

One Thousand Twenty-Nine and 48/100\*\*\*\*\*

DOLLARS

Southern California Edison  
P.O. Box 600  
Rosemead, CA 91771-0001

*[Signature]*  
*[Signature]* MP

MEMO

2-28-398-6784 8/13/08 County

**WHITE FENCE FARMS MUTUAL WATER CO.**

Southern California Edison

08/05/2008

12401

Date	Type	Reference	Original Amt.	Balance Due	Discount	Payment
8/5/2008	Bill	6784- 8/13/08 Cnty	1,029.48	1,029.48		1,029.48
				Check Amount		1,029.48

Wells Fargo - 2-28-398-6784 8/13/08 County

1,029.48

**WHITE FENCE FARMS MUTUAL WATER CO.**

Southern California Edison

08/05/2008

12401

Date	Type	Reference	Original Amt.	Balance Due	Discount	Payment
8/5/2008	Bill	6784- 8/13/08 Cnty	1,029.48	1,029.48		1,029.48
				Check Amount		1,029.48

Wells Fargo - 2-28-398-6784 8/13/08 County

1,029.48



SOUTHERN CALIFORNIA  
**EDISON®**

An EDISON INTERNATIONAL® Company

P.O. Box 300  
Rosemead, CA  
91772-0001  
[www.sce.com](http://www.sce.com)

## Your electricity bill

WHITE FENCE FARMS MUTUAL WATER / Page 1 of 6

For billing and service inquiries  
call 1-800-896-1245, 24 hrs a day, 7 days a week

Date bill prepared: Jul 25 '08

Customer account 2-28-398-6784  
Service account 3-003-4216-87  
41501 20TH ST W  
PALMDALE, CA 93551  
Rotating outage Group N001

### Your account summary

Amount of your last bill	\$1,212.57
Payment we received on Jul 18 '08 - thank you	-\$1,212.57
Balance forward	\$0.00
Your new charges	\$1,029.48
<b>Total amount you owe by Aug 13 '08</b>	<b>\$1,029.48</b>

### Compare the electricity you are using

For meter 345M-006018 from Jun 24 '08 to Jul 23 '08  
Total electricity you used this month in kWh

2,758

Your next meter read will be on or about Aug 22 '08.

	Electricity (kWh)
Summer Season	
On peak	161
Mid peak	1,670
Off peak	927
<b>Total</b>	<b>2,758</b>

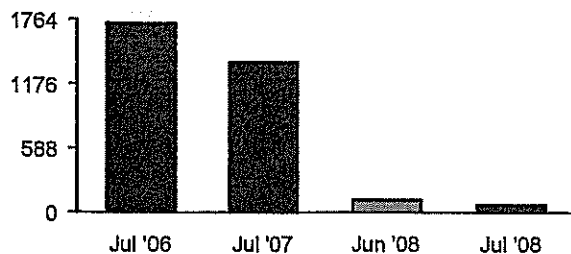
Maximum demand is 98.0 kW

COUNTY

Please return the payment stub below with your payment and make your check payable to Southern California Edison.  
If you want to pay in person, call 1-800-747-8908 for locations, or you can pay online at [www.sce.com](http://www.sce.com).

## Your daily average electricity usage (kWh)

2 Years ago: 1763.94      Last year: 1403.44      This year: 95.10



## Usage comparison

	Jul '06	Jul '07	Aug '07	Sep '07	Oct '07	Nov '07	Dec '07	Jan '08	Feb '08	Mar '08	Apr '08	May '08	Jun '08	Jul '08
Total kWh used	56,446	44,910	6,901	55,754	44,131	25,114	17,933	15,175	11,771	5,680	770	333	4,704	2,758
Number of days	32	32	29	30	32	30	30	33	30	32	30	28	33	29
Appx. average kWh used/day	1,763	1,403	237	1,858	1,379	837	597	459	392	177	25	11	142	95

## Details of your new charges

Your rate: TOU-PA-A

Billing period: Jun 24 '08 to Jul 23 '08 (29 days)

### Delivery charges

#### Energy-Summer

On peak	161 kWh x \$0.00879
Mid peak	1,670 kWh x \$0.00879
Off peak	927 kWh x \$0.00879
DWR bond charge	2,758 kWh x \$0.00477
Customer charge	
Service charge	140 HP x \$3.75000

\$1.42
\$14.68
\$8.15
\$13.16
\$83.73
\$525.00

### Your Delivery charges include:

- \$60.83 transmission charges
- \$556.74 distribution charges
- \$1.63 nuclear decommissioning charges
- \$13.13 public purpose programs charge

### Generation charges

#### DWR

#### Energy-Summer

On peak	36 kWh x \$0.08614
Mid peak	377 kWh x \$0.08614
Off peak	209 kWh x \$0.08614

\$3.10
\$32.47
\$18.00

### Your Generation charges include:

- \$6.92 competition transition charge

#### SCE

#### Energy-Summer

On peak	125 kWh x \$0.10818
Mid peak	1,293 kWh x \$0.08616
Off peak	718 kWh x \$0.01539
Service charge	140 HP x \$1.03000

\$13.52
\$111.40
\$11.05
\$144.20

### Your overall energy charges include:

- \$8.75 franchise fees

### Additional information:

- DWR provided 22.596% of the energy you used this month
- Service voltage: 480 volts
- Billing horsepower: 140.0 HP

(Continued on next page)



P.O. Box 300  
Rosemead, CA  
91772-0001  
WWW.SCE.COM

# Your electricity bill

WHITE FENCE FARMS MUTUAL WATER / Page 1 of 6

For billing and service inquiries  
call 1-800-896-1245, 24 hrs a day, 7 days a week

Date bill prepared: Jul 25 '08

Customer account 2-28-398-6784  
Service account 3-003-4216-87  
41501 20TH ST W  
PALMDALE, CA 93551  
Rotating outage Group N001

## Your account summary

Amount of your last bill	\$1,212.57
Payment we received on Jul 18 '08 - thank you	-\$1,212.57
Balance forward	\$0.00
Your new charges	\$1,029.48
<b>Total amount you owe by Aug 13 '08</b>	<b>\$1,029.48</b>

## Compare the electricity you are using

For meter 345M-006018 from Jun 24 '08 to Jul 23 '08  
Total electricity you used this month in kWh

2,758

Your next meter read will be on or about Aug 22 '08.

	Electricity (kWh)
Summer Season	
On peak	161
Mid peak	1,670
Off peak	927
<b>Total</b>	<b>2,758</b>

Maximum demand is 98.0 kW

COUNTY

Please return the payment stub below with your payment and make your check payable to Southern California Edison.  
If you want to pay in person, call 1-800-747-8908 for locations, or you can pay online at www.sce.com.

(14-574)



Customer account 2-28-398-6784  
Please write this number on your check. Make your  
check payable to Southern California Edison.

Amount due by Aug 13 '08 \$1,029.48

Amount enclosed \$

CSS0725.P5.0016.002366 01 AT 0.346 \*\*C002



WHITE FENCE FARMS MUTUAL WATER  
41901 20TH ST W  
PALMDALE, CA 93551-1315

P.O. BOX 300  
ROSEMEAD, CA 91772-0001

28 398 6784 00000096 000000000000102948000102948



**WHITE FENCE FARMS MUTUAL WATER CO.**

41901 N. 20TH STREET WEST  
PALMDALE, CA 93551

**WELLS FARGO BANK, N.A.**

CALIFORNIA  
WELLSFARGO.COM

12478

16-24-1220

10/01/2008

PAY TO THE ORDER OF Southern California Edison

\$ \*\*3,592.98

Three Thousand Five Hundred Ninety-Two and 98/100\*\*\*\*\*

DOLLARS

Southern California Edison  
P.O. Box 600  
Rosemead, CA 91771-0001

*[Signature]*  
*[Signature]*

MEMO 2-28-398-6784 County

**WHITE FENCE FARMS MUTUAL WATER CO.**

Southern California Edison

Date Type Reference  
9/29/2008 Bill 6784- 10/14/08 Cnty

Original Amt.  
3,592.98

10/01/2008  
Balance Due Discount  
3,592.98  
Check Amount

12478

Payment  
3,592.98  
3,592.98

Wells Fargo - 2-28-398-6784 County

3,592.98

**WHITE FENCE FARMS MUTUAL WATER CO.**

Southern California Edison

Date Type Reference  
9/29/2008 Bill 6784- 10/14/08 Cnty

Original Amt.  
3,592.98

10/01/2008  
Balance Due Discount  
3,592.98  
Check Amount

12478

Payment  
3,592.98  
3,592.98

Wells Fargo - 2-28-398-6784 County

3,592.98



SOUTHERN CALIFORNIA  
**EDISON**<sup>®</sup>

An EDISON INTERNATIONAL<sup>®</sup> Company

P.O. Box 300  
Rosemead, CA  
91772-0001  
[www.sce.com](http://www.sce.com)

## Your electricity bill

WHITE FENCE FARMS MUTUAL WATER / Page 1 of 6

For billing and service inquiries  
call 1-800-896-1245, 24 hrs a day, 7 days a week

Date bill prepared: Sep 25 '08

Customer account	2-28-398-6784
Service account	3-003-4216-87 41501 20TH ST W PALMDALE, CA 93551
Rotating outage	Group N001

### Your account summary

Amount of your last bill	\$1,053.80
Payment we received on Sep 08 '08 - thank you	-\$1,053.80
Balance forward	\$0.00
Your new charges	\$3,592.98
<b>Total amount you owe by Oct 14 '08</b>	<b>\$3,592.98</b>

### Compare the electricity you are using

For meter 345M-006018 from Aug 21 '08 to Sep 23 '08  
Total electricity you used this month in kWh

37,652

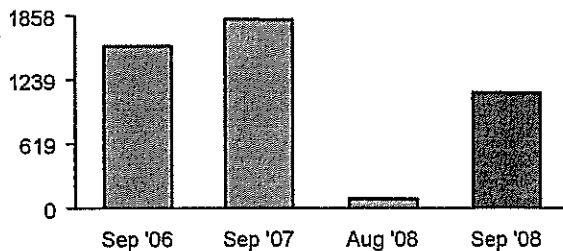
Your next meter read will be on or about Oct 24 '08.

Electricity (kWh)

Maximum demand is 137.0 kW

Summer Season	
On peak	2,520
Mid peak	13,938
Off peak	21,194
<b>Total</b>	<b>37,652</b>

### Your daily average electricity usage (kWh)



County

Please return the payment stub below with your payment and make your check payable to Southern California Edison.  
If you want to pay in person, call 1-800-747-8908 for locations, or you can pay online at [www.sce.com](http://www.sce.com).

### Usage comparison

	Sep '06	Sep '07	Oct '07	Nov '07	Dec '07	Jan '08	Feb '08	Mar '08	Apr '08	May '08	Jun '08	Jul '08	Aug '08	Sep '08
Total kWh used	47,664	55,754	44,131	25,114	17,933	15,175	11,771	5,680	770	333	4,704	2,758	3,429	37,652
Number of days	30	30	32	30	30	33	30	32	30	28	33	29	29	33
Appx. average kWh used/day	1,588	1,858	1,379	837	597	459	392	177	25	11	142	95	118	1,140

## Details of your new charges

Your rate: TOU-PA-A

Billing period: Aug 21 '08 to Sep 23 '08 (33 days)

### Delivery charges

#### Energy-Summer

On peak	2,520 kWh x \$0.00879	\$22.15
Mid peak	13,938 kWh x \$0.00879	\$122.52
Off peak	21,194 kWh x \$0.00879	\$186.30
DWR bond charge	37,652 kWh x \$0.00477	\$179.60
Customer charge		\$83.73
Service charge	140 HP x \$3.75000	\$525.00

### Generation charges

#### DWR

#### Energy-Summer

On peak	612 kWh x \$0.08614	\$52.72
Mid peak	3,387 kWh x \$0.08614	\$291.76
Off peak	5,150 kWh x \$0.08614	\$443.62

#### SCE

#### Energy-Summer

On peak	1,908 kWh x \$0.10818	\$206.41
Mid peak	10,551 kWh x \$0.08616	\$909.07
Off peak	16,044 kWh x \$0.01539	\$246.92
Service charge	140 HP x \$1.03000	\$144.20

Subtotal of your new charges		\$3,414.00
Los Angeles Co UUT	\$3,414.00 x 5.00000 %	\$170.70
State tax	37,652 kWh x \$0.00022	\$8.28
<b>Your new charges</b>		<b>\$3,592.98</b>

### Your Delivery charges include:

- \$104.09 transmission charges
- \$625.13 distribution charges
- \$22.21 nuclear decommissioning charges
- \$179.22 public purpose programs charge

### Your Generation charges include:

- \$94.51 competition transition charge

### Your overall energy charges include:

- \$30.49 franchise fees

### Additional information:

- DWR provided 24.297% of the energy you used this month
- Service voltage: 480 volts
- Billing horsepower: 140.0 HP

For billing and service inquiries  
call 1-800-896-1245, 24 hrs a day, 7 days a week

Date bill prepared: Sep 25 '08

**Customer account** 2-28-398-6784  
**Service account** 3-003-4216-87  
41501 20TH ST W  
PALMDALE, CA 93551  
**Rotating outage** Group N001

## Your account summary

Amount of your last bill	\$1,053.80
Payment we received on Sep 08 '08 - thank you	-\$1,053.80
Balance forward	\$0.00
Your new charges	\$3,592.98
<b>Total amount you owe by Oct 14 '08</b>	<b>\$3,592.98</b>

## Compare the electricity you are using

For meter 345M-006018 from Aug 21 '08 to Sep 23 '08  
**Total electricity you used this month in kWh**

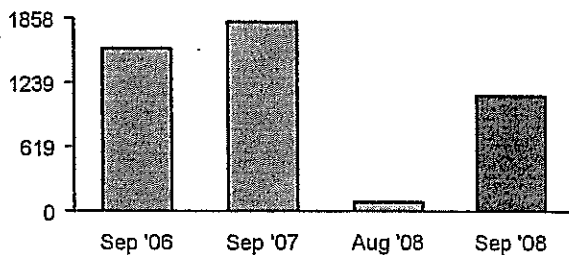
**37,652**

Your next meter read will be on or about Oct 24 '08.

	Electricity (kWh)
Summer Season	
On peak	2,520
Mid peak	13,938
Off peak	21,194
<b>Total</b>	<b>37,652</b>

Maximum demand is 137.0 kW

## Your daily average electricity usage (kWh)



*County*

Please return the payment stub below with your payment and make your check payable to Southern California Edison.  
If you want to pay in person, call 1-800-747-8908 for locations, or you can pay online at www.sce.com.

(14-574)



Customer account 2-28-398-6784  
Please write this number on your check. Make your  
check payable to Southern California Edison.

**Amount due by Oct 14 '08** **\$3,592.98**

Amount enclosed \$

CSS0925.P5.0011.001934 01 AT 0.346 \*\*C002



WHITE FENCE FARMS MUTUAL WATER  
41901 20TH ST W  
PALMDALE, CA 93551-1315

P.O. BOX 300  
ROSEMEAD, CA 91772-0001

28 398 6784 00000098 0000000000003592980000359298

**WHITE FENCE FARMS MUTUAL WATER CO.**

41901 N. 20TH STREET WEST  
PALMDALE, CA 93551

**WELLS FARGO BANK, N.A.**

CALIFORNIA  
WELLSFARGO.COM

12533

16-24-1220

11/03/2008

PAY TO THE ORDER OF Southern California Edison

\$ \*\*3,426.72

Three Thousand Four Hundred Twenty-Six and 72/100\*\*\*\*\*

DOLLARS

Southern California Edison  
P.O. Box 600  
Rosemead, CA 91771-0001

*[Signature]*  
*[Signature]*

Wells Fargo Check Fraud  
Protection for Business

MEMO 2-28-398-6784 "County"

**WHITE FENCE FARMS MUTUAL WATER CO.**

Southern California Edison

Date	Type	Reference
11/3/2008	Bill	6784-11/13/08 "Cnty"

Original Amt.
3,426.72

11/03/2008	
Balance Due	Discount
3,426.72	
Check Amount	

12533

Payment
3,426.72
3,426.72

Wells Fargo - 2-28-398-6784 "County"

3,426.72

**WHITE FENCE FARMS MUTUAL WATER CO.**

Southern California Edison

Date	Type	Reference
11/3/2008	Bill	6784-11/13/08 "Cnty"

Original Amt.
3,426.72

11/03/2008	
Balance Due	Discount
3,426.72	
Check Amount	

12533

Payment
3,426.72
3,426.72

Wells Fargo - 2-28-398-6784 "County"

3,426.72

# Your electricity bill

WHITE FENCE FARMS MUTUAL WATER / Page 1 of 6

For billing and service inquiries  
call 1-800-896-1245, 24 hrs a day, 7 days a week

Date bill prepared: Oct 25 '08

**Customer account** 2-28-398-6784  
**Service account** 3-003-4216-87  
41501 20TH ST W  
PALMDALE, CA 93551  
**Rotating outage** Group N001

## Your account summary

Amount of your last bill	\$3,592.98
Payment we received on Oct 07 '08 - thank you	<del>-\$3,592.98</del>
Balance forward	\$0.00
Your new charges	\$3,426.72
<b>Total amount you owe by Nov 13 '08</b>	<b>\$3,426.72</b>

## Compare the electricity you are using

For meter 345M-006018 from Sep 23 '08 to Oct 23 '08  
Total electricity you used this month in kWh

**34,356**

Your next meter read will be on or about Nov 24 '08.

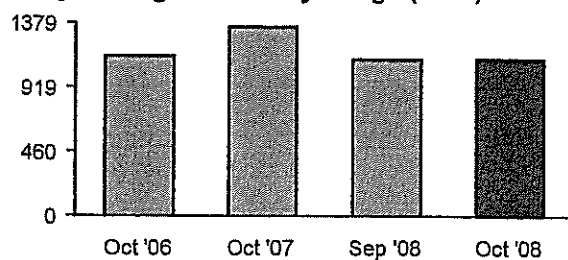
	Electricity (kWh)
Summer Season	
On peak	564
Mid peak	4,294
Off peak	4,425
Winter Season	
Mid peak	9,590
Off peak	15,483
<b>Total</b>	<b>34,356</b>

Maximum demand is 137.0 kW

**"COUNTY"**

Please return the payment stub below with your payment and make your check payable to Southern California Edison.  
If you want to pay in person, call 1-800-747-8908 for locations, or you can pay online at www.sce.com.

### Your daily average electricity usage (kWh)



### Usage comparison

	Oct '06	Oct '07	Nov '07	Dec '07	Jan '08	Feb '08	Mar '08	Apr '08	May '08	Jun '08	Jul '08	Aug '08	Sep '08	Oct '08
Total kWh used	36,145	44,131	25,114	17,933	15,175	11,771	5,680	770	333	4,704	2,758	3,429	37,652	34,356
Number of days	31	32	30	30	33	30	32	30	28	33	29	29	33	30
Appx. average kWh used/day	1,165	1,379	837	597	459	392	177	25	11	142	95	118	1,140	1,145

## Details of your new charges

Your rate: TOU-PA-A

Billing period: Sep 23 '08 to Oct 23 '08 (30 days Summer/Winter Season)

### Delivery charges

#### Energy-Summer

On peak	564 kWh x \$0.00879	\$4.96
Mid peak	4,294 kWh x \$0.00879	\$37.74
Off peak	4,425 kWh x \$0.00879	\$38.90

#### Energy-Winter

Mid peak	9,590 kWh x \$0.00879	\$84.30
Off peak	15,483 kWh x \$0.00879	\$136.10

DWR bond charge 34,356 kWh x \$0.00477 \$163.88

Customer charge \$83.73

Service charge 140 HP x \$3.75000 \$525.00

### Generation charges

#### DWR

#### Energy-Summer

On peak	147 kWh x \$0.08614	\$12.66
Mid peak	1,116 kWh x \$0.08614	\$96.13
Off peak	1,150 kWh x \$0.08614	\$99.06

#### Energy-Winter

Mid peak	2,493 kWh x \$0.08614	\$214.75
Off peak	4,024 kWh x \$0.08614	\$346.63

#### SCE

#### Energy-Summer

On peak	417 kWh x \$0.10818	\$45.11
Mid peak	3,178 kWh x \$0.08616	\$273.82
Off peak	3,275 kWh x \$0.01539	\$50.40

### Your Delivery charges include:

- \$99.99 transmission charges
- \$618.68 distribution charges
- \$20.27 nuclear decommissioning charges
- \$163.54 public purpose programs charge

### Your Generation charges include:


- \$86.23 competition transition charge

### Your overall energy charges include:

- \$29.08 franchise fees

### Additional information:

- DWR provided 25.991% of the energy you used this month
- Service voltage: 480 volts
- Billing horsepower: 140.0 HP



P.O. Box 300  
Rosemead, CA  
91772-0001  
www.sce.com

## Your electricity bill

WHITE FENCE FARMS MUTUAL WATER / Page 1 of 6

For billing and service inquiries  
call 1-800-896-1245, 24 hrs a day, 7 days a week

Date bill prepared: Oct 25 '08

Customer account 2-28-398-6784  
Service account 3-003-4216-87  
41501 20TH ST W  
PALMDALE, CA 93551  
Rotating outage Group N001

### Your account summary

Amount of your last bill	\$3,592.98
Payment we received on Oct 07 '08 - thank you	-\$3,592.98
Balance forward	\$0.00
Your new charges	\$3,426.72
<b>Total amount you owe by Nov 13 '08</b>	<b>\$3,426.72</b>

### Compare the electricity you are using

For meter 345M-006018 from Sep 23 '08 to Oct 23 '08  
Total electricity you used this month in kWh

34,356

Your next meter read will be on or about Nov 24 '08.

	Electricity (kWh)
Summer Season	
On peak	564
Mid peak	4,294
Off peak	4,425
Winter Season	
Mid peak	9,590
Off peak	15,483
<b>Total</b>	<b>34,356</b>

Maximum demand is 137.0 kW

"COUNTY"

Please return the payment stub below with your payment and make your check payable to Southern California Edison.  
If you want to pay in person, call 1-800-747-8908 for locations, or you can pay online at www.sce.com.

(14-574)



Customer account 2-28-398-6784  
Please write this number on your check. Make your  
check payable to Southern California Edison.

Amount due by Nov 13 '08 \$3,426.72

Amount enclosed \$

CSS1025.P5.0012.001792 01 AT 0.346 \*\*C002



WHITE FENCE FARMS MUTUAL WATER  
41901 20TH ST W  
PALMDALE, CA 93551-1315

P.O. BOX 300  
ROSEMEAD, CA 91772-0001

28 398 6784 00000096 0000000000003426720000342672



WHITE FENCE FARMS MUTUAL WATER CO.  
41901 N. 20TH STREET WEST  
PALMDALE, CA 93551

WELLS FARGO BANK, N.A.  
CALIFORNIA  
WELLSFARGO.COM

12579  
16-24-1220  
12/02/2008


PAY TO THE ORDER OF Southern California Edison

\$ \*\*1,946.14

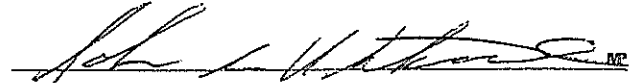
One Thousand Nine Hundred Forty-Six and 14/100\*\*\*\*\*

DOLLARS

Southern California Edison  
P.O. Box 600  
Rosemead, CA 91771-0001

  
EZShield™ Check Fraud  
Protection for Business

MEMO  
2-28-398-6784 12/15/08 County

  
MP

WHITE FENCE FARMS MUTUAL WATER CO.

Southern California Edison

12/02/2008

12579

Date	Type	Reference	Original Amt.	Balance Due	Discount	Payment
12/1/2008	Bill	6784 12/15/08 County	1,946.14	1,946.14		1,946.14
				Check Amount		1,946.14

Wells Fargo - 2-28-398-6784 12/15/08 County

1,946.14

WHITE FENCE FARMS MUTUAL WATER CO.

Southern California Edison

12/02/2008

12579

Date	Type	Reference	Original Amt.	Balance Due	Discount	Payment
12/1/2008	Bill	6784 12/15/08 County	1,946.14	1,946.14		1,946.14
				Check Amount		1,946.14

Wells Fargo - 2-28-398-6784 12/15/08 County

1,946.14

# Your electricity bill

WHITE FENCE FARMS MUTUAL WATER / Page 1 of 4

For billing and service inquiries  
call 1-800-896-1245, 24 hrs a day, 7 days a week

Date bill prepared: Nov 26 '08

Customer account 2-28-398-6784  
Service account 3-003-4216-87  
41501 20TH ST W  
PALMDALE, CA 93551  
Rotating outage Group N001

## Your account summary

Amount of your last bill	\$3,426.72
Payment we received on Nov 10 '08 - thank you	- \$3,426.72
Balance forward	\$0.00
Your new charges	\$1,946.14
<b>Total amount you owe by Dec 15 '08</b>	<b>\$1,946.14</b>

## Compare the electricity you are using

For meter 345M-006018 from Oct 23 '08 to Nov 24 '08  
Total electricity you used this month in kWh

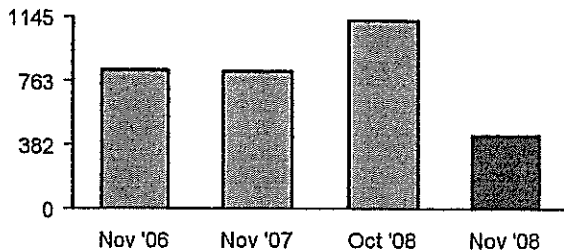
14,487

Your next meter read will be on or about Dec 24 '08.

	Electricity (kWh)
Winter Season	
Mid peak	6,319
Off peak	8,168
<b>Total</b>	<b>14,487</b>

Maximum demand is 117.0 kW

## Your daily average electricity usage (kWh)



County

Please return the payment stub below with your payment and make your check payable to Southern California Edison.  
If you want to pay in person, call 1-800-747-8908 for locations, or you can pay online at www.sce.com.

Tear here

Tear here

### Usage comparison

	Nov '06	Nov '07	Dec '07	Jan '08	Feb '08	Mar '08	Apr '08	May '08	Jun '08	Jul '08	Aug '08	Sep '08	Oct '08	Nov '08
Total kWh used	24,529	25,114	17,933	15,175	11,771	5,680	770	333	4,704	2,758	3,429	37,652	34,356	14,487
Number of days	29	30	30	33	30	32	30	28	33	29	29	33	30	32
Appx. average kWh used/day	845	837	597	459	392	177	25	11	142	95	118	1,140	1,145	452

## Details of your new charges

Your rate: TOU-PA-A

Billing period: Oct 23 '08 to Nov 24 '08 (32 days)

### Delivery charges

Energy-Winter		
Mid peak	6,319 kWh x \$0.00879	\$55.54
Off peak	8,168 kWh x \$0.00879	\$71.80
DWR bond charge	14,487 kWh x \$0.00477	\$69.10
Customer charge		\$83.73
Service charge	140 HP x \$3.75000	\$525.00

### Your Delivery charges include:

- \$75.36 transmission charges
- \$579.73 distribution charges
- \$8.55 nuclear decommissioning charges
- \$68.96 public purpose programs charge

### Generation charges

DWR		
Energy-Winter		
Mid peak	1,741 kWh x \$0.08614	\$149.97
Off peak	2,251 kWh x \$0.08614	\$193.90
SCE		
Energy-Winter		
Mid peak	4,578 kWh x \$0.10182	\$466.13
Off peak	5,917 kWh x \$0.01539	\$91.06
Service charge	140 HP x \$1.03000	\$144.20

### Your Generation charges include:

- \$36.36 competition transition charge


### Your overall energy charges include:

- \$16.52 franchise fees

### Additional information:

- DWR provided 27.555% of the energy you used this month
- Service voltage: 480 volts
- Billing horsepower: 140.0 HP

Subtotal of your new charges		\$1,850.43
Los Angeles Co UUT	\$1,850.43 x 5.00000 %	\$92.52
State tax	14,487 kWh x \$0.00022	\$3.19
<b>Your new charges</b>		<b>\$1,946.14</b>



P.O. Box 300  
Rosemead, CA  
91772-0001  
www.sce.com

# Your electricity bill

WHITE FENCE FARMS MUTUAL WATER / Page 1 of 4

For billing and service inquiries  
call 1-800-896-1245, 24 hrs a day, 7 days a week

Date bill prepared: Nov 26 '08

Customer account 2-28-398-6784  
Service account 3-003-4216-87  
41501 20TH ST W  
PALMDALE, CA 93551  
Rotating outage Group N001

## Your account summary

Amount of your last bill	\$3,426.72
Payment we received on Nov 10 '08 - thank you	-\$3,426.72
Balance forward	\$0.00
Your new charges	\$1,946.14
<b>Total amount you owe by Dec 15 '08</b>	<b>\$1,946.14</b>

## Compare the electricity you are using

For meter 345M-006018 from Oct 23 '08 to Nov 24 '08  
Total electricity you used this month in kWh

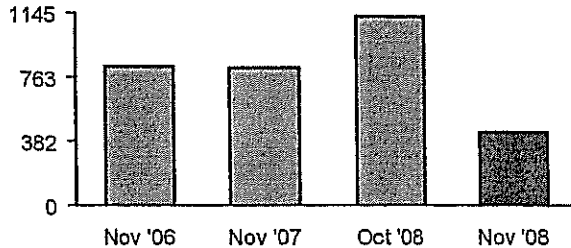
14,487

Your next meter read will be on or about Dec 24 '08.

	Electricity (kWh)
Winter Season	
Mid peak	6,319
Off peak	8,168
Total	14,487

Maximum demand is 117.0 kW

## Your daily average electricity usage (kWh)



County

Please return the payment stub below with your payment and make your check payable to Southern California Edison.

If you want to pay in person, call 1-800-747-8908 for locations, or you can pay online at www.sce.com.

574) Tear here

Tear here



Customer account 2-28-398-6784  
Please write this number on your check. Make your  
check payable to Southern California Edison.

Amount due by Dec 15 '08 \$1,946.14

Amount enclosed \$

CSS1126.P5.0011.001870 01 AT 0.346 \*\*C002



WHITE FENCE FARMS MUTUAL WATER  
41901 20TH ST W  
PALMDALE, CA 93551-1315

P.O. BOX 300  
ROSEMEAD, CA 91772-0001

28 398 6784 00000093 000000000000194614000194614

12031

## WHITE FENCE FARMS MUTUAL WATER CO.

41901 N. 20TH STREET WEST  
PALMDALE, CA 93551

WELLS FARGO BANK, N.A.

CALIFORNIA  
WELLSFARGO.COM

16-24-1220



01/03/2008

PAY TO THE ORDER OF Southern California Edison

\$ \*\*2,263.01

Two Thousand Two Hundred Sixty-Three and 01/100\*\*\*\*\*

DOLLARS

Southern California Edison  
P.O. Box 600  
Rosemead, CA 91771-0001

  


MEMO

2-02-607-7560 1/15/08 City

## WHITE FENCE FARMS MUTUAL WATER CO.

Southern California Edison

01/03/2008

12031

Date	Type	Reference	Original Amt.	Balance Due	Discount	Payment
1/3/2008	Bill	7560 1/15/08 City	2,263.01	2,263.01		2,263.01
				Check Amount		2,263.01

Wells Fargo - 2-02-607-7560 1/15/08 City

2,263.01

## WHITE FENCE FARMS MUTUAL WATER CO.

Southern California Edison

01/03/2008

12031

Date	Type	Reference	Original Amt.	Balance Due	Discount	Payment
1/3/2008	Bill	7560 1/15/08 City	2,263.01	2,263.01		2,263.01
				Check Amount		2,263.01

Wells Fargo - 2-02-607-7560 1/15/08 City

2,263.01

stom  
HITE  
149 W  
ANCA  
ervice  
-002

Customer and Service Address

WHITE FENCE FARMS MUTUAL WATER  
1049 W COLUMBIA WAY  
LANCASTER CA 93534

Date Bill Prepared

Dec 27, 2007

Next Meter Read on or about

Jan 24, 2008

Your Customer Account Number

**2-02-607-7560**

24-hr. Customer Service

**1 (800) 896-1245**Service Account  
**3-002-0243-53**Rotating Outage  
Group N001Rate Schedule  
TOU-PA-B

Detail  
We p

**Billing summary**

Amount of Previous Statement 11/27/07

\$ 3,005.57

Payment received 12/07/07 - Thank you

\$ (3,005.57)

Balance Before Current Charges

\$ 0.00

Current Charges

\$ 2,263.01

Current Charges Due 01/15/08

\$ 2,263.01

**Your Total Balance Due**

\$ 2,263.01

**Your current energy usage**

(A)

Meter Number

From

To

Usage

ACTUAL READ  
349M-007550

11/21/07

12/24/07

20,442 kWh

Mid Peak

11/21/07

12/24/07

10,579 kWh

Off Peak

11/21/07

12/24/07

9,863 kWh

(B)

Demand  
DateDemand Time  
From To

Season

Peak

Demand

12/14/07

11:45

12:00

Winter

Mid Peak

116 kW

11/22/07

19:00

19:15

Winter

Off Peak

94 kW

**Demand Meter Information**

Maximum Demand : 116.0 kW

You  
Of  
Per  
Ser

Usage Comparison  
Kilowatt-hour (kWh) used  
Number of days  
Average usage per day

This Year

20,442.00

33

619.45

Last Year

18,487.00

30

616.23

2 Years Ago

18,120.0

3

604.0

**2 By**

DV  
SC  
OI  
DV  
Tr  
Dil  
Nu  
Pu  
Ta

CITY

- Please detach stub below and return with your payment -

(14-574)

**Current Charges**

\$ 2,263.01

Customer and Service Address	Date Bill Prepared
WHITE FENCE FARMS MUTUAL WATER	Dec 27, 2007
1049 W COLUMBIA WAY	Next Meter Read on or about
LANCASTER CA 93534	Jan 24, 2008
Service Account	Rotating Outage
3-002-0243-53	Group N001
Rate Schedule	TOU-PA-B

Your Customer Account Number <b>2-02-607-7560</b> 24-hr. Customer Service <b>1 (800) 896-1245</b>
--

## Detail of current charges: \$2,263.01

We provide two ways to look at your current charges:

### 1 By usage:

Billing Period - 11/21/07 to 12/24/07 ( 33 days ) - Winter Season

Delivery Related Charges (A)	\$	861.84
Generation Related Charges (B)		1,396.67
Current Billing Detail Subtotal	\$	2,258.51
State Tax		4.50
20,442 kWh x \$ 0.00022		

<b>Current Charges Due 01/15/08</b>	<b>\$</b>	<b>2,263.01</b>
-------------------------------------	-----------	-----------------

(A) Delivery Related Charges:			
Facilities Rel Demand	116 kW	x \$ 4.52000	\$ 524.32
Winter Mid Peak	10,579 kWh	x \$ 0.00811	85.80
Winter Off Peak	9,863 kWh	x \$ 0.00811	79.99
DWR Bond Charge	20,442 kWh	x \$ 0.00469	95.87
Customer Charge			75.86

Delivery Subtotal	\$	861.84
-------------------	----	--------

(B) Generation Related Charges:			
DWR Generation:			
Winter Mid Peak	2,980 kWh	x \$ 0.09490	\$ 282.80
Winter Off Peak	2,779 kWh	x \$ 0.09490	263.73
SCE Generation:			
Winter Mid Peak	7,599 kWh	x \$ 0.09710	737.86
Winter Off Peak	7,084 kWh	x \$ 0.01585	112.28

Generation Subtotal	\$	1,396.67
---------------------	----	----------

Your daily average cost this period is : \$ 68.58

Of your total charges, Franchise Fees represent : \$20.17

Percentage of energy provided by DWR this period : 28.172 %

Service Voltage : 480 Volts

### 2 By rate component:

DWR Generation	\$	546.53
SCE Generation		770.62
Ongoing CTC		79.52
DWR Bond Charge		95.87
Transmission Charges		74.49
Distribution Charges		564.33
Nuclear Decommissioning Charges		11.86
Public Purpose Program Charges		110.39
Taxes and Other		9.40

<b>Current Charges</b>	<b>\$</b>	<b>2,263.01</b>
------------------------	-----------	-----------------

Customer and Service Address      Date Bill Prepared  
WHITE FENCE FARMS MUTUAL WATER      Dec 27, 2007  
1049 W COLUMBIA WAY      Next Meter Read on or about  
LANCASTER CA 93534      Jan 24, 2008

Service Account      Rotating Outage      Rate Schedule  
**3-002-0243-53**      Group N001      TOU-PA-B

Your Customer Account Number  
**2-02-607-7560**  
24-hr. Customer Service  
**1 (800) 896-1245**

### Billing summary

Amount of Previous Statement 11/27/07	\$	3,005.57
Payment received 12/07/07 - Thank you	\$	(3,005.57)
Balance Before Current Charges	\$	0.00
Current Charges	\$	2,263.01
Current Charges Due 01/15/08	\$	2,263.01
<b>Your Total Balance Due</b>	<b>\$</b>	<b>2,263.01</b>

### Your current energy usage

Meter Number	From	To	Usage		
ACTUAL READ 349M-007550	11/21/07	12/24/07	20,442 kWh		
Mid Peak	11/21/07	12/24/07	10,579 kWh		
Off Peak	11/21/07	12/24/07	9,863 kWh		
Demand Date	Demand Time From	To	Season	Peak	Demand
12/14/07	11:45	12:00	Winter	Mid Peak	116 kW
11/22/07	19:00	19:15	Winter	Off Peak	94 kW

### Demand Meter Information

Maximum Demand : 116.0 kW

Usage Comparison	This Year	Last Year	2 Years Ago
Kilowatt-hour (kWh) used	20,442.00	18,487.00	18,120.00
Number of days	33	30	30
Average usage per day	619.45	616.23	604.00

*CITY*

(14-574)

- Please detach stub below and return with your payment -

### Payment Stub

For payment location, call:  
(800)747-8908

Make check payable to Southern California Edison

Please pay total amount now due

**\$2,263.01**

Thank you for  
paying promptly

Past due if not  
paid by **01/15/08**

Enter the amount you  
paid \$

Your Customer Account #: 2-02-607-7560

CSS1227.P5.0008.001288 01 AT 0.334 \*\*C002

WHITE FENCE FARMS MUTUAL WATER  
41901 20TH ST W  
PALMDALE CA 93551-1315

P.O. Box 600  
Rosemead, Ca  
91771-0001

02 607 7560 00000067 000000000000226301000226301



12078

## WHITE FENCE FARMS MUTUAL WATER CO.

41901 N. 20TH STREET WEST  
PALMDALE, CA 93551

WELLS FARGO BANK, N.A.

CALIFORNIA  
WELLSFARGO.COM

16-24-1220


02/01/2008

PAY TO THE ORDER OF Southern California Edison

\$ \*\*1,559.12


One Thousand Five Hundred Fifty-Nine and 12/100\*\*\*\*\*

DOLLARS

Southern California Edison  
P.O. Box 600  
Rosemead, CA 91771-0001  
Barbara J. TaylorE-ZShield™ Check Fraud  
Protection for Business

MEMO

2-02-607-7560 2/14/08 "City"

  
John W. Wilson

## WHITE FENCE FARMS MUTUAL WATER CO.

Southern California Edison

02/01/2008

12078

Date	Type	Reference	Original Amt.	Balance Due	Discount	Payment
1/31/2008	Bill	7560 2/14/08 City	1,559.12	1,559.12		1,559.12
				Check Amount		1,559.12

Wells Fargo - 2-02-607-7560 2/14/08 "City" 1,559.12

## WHITE FENCE FARMS MUTUAL WATER CO.

Southern California Edison

02/01/2008

12078

Date	Type	Reference	Original Amt.	Balance Due	Discount	Payment
1/31/2008	Bill	7560 2/14/08 City	1,559.12	1,559.12		1,559.12
				Check Amount		1,559.12

Wells Fargo - 2-02-607-7560 2/14/08 "City" 1,559.12

Customer and Service Address  
WHITE FENCE FARMS MUTUAL WATER  
1049 W COLUMBIA WAY  
LANCASTER CA 93534

Date Bill Prepared  
Jan 26, 2008  
Next Meter Read on or about  
Feb 25, 2008

Service Account  
3-002-0243-53

Rotating Outage  
Group N001

Rate Schedule  
TOU-PA-B

Your Customer Account Number  
**2-02-607-7560**  
24-hr. Customer Service  
**1 (800) 896-1245**

### Billing summary

Amount of Previous Statement 12/27/07	\$	2,263.01
Payment received 01/14/08 - Thank you	\$	(2,263.01)
Balance Before Current Charges	\$	0.0
Current Charges	\$	1,559.12
Current Charges Due 02/14/08	\$	1,559.12
<b>Your Total Balance Due</b>	\$	<b>1,559.12</b>

### Your current energy usage

Meter Number	From	To	Usage
ACTUAL READ 349M-007550	12/24/07	01/24/08	
Mid Peak	12/24/07	01/24/08	14,347 kWh
Off Peak	12/24/07	01/24/08	5,638 kWh
			8,709 kWh


  

Demand Date	Demand Time From	To	Season	Peak	Demand
12/24/07	10:45	11:00	Winter	Mid Peak	95 kW
01/20/08	11:30	11:45	Winter	Off Peak	96 kW

### Demand Meter Information

Maximum Demand : 96.0 kW

Usage Comparison	This Year	Last Year	2 Years Ago
Kilowatt-hour (kWh) used	14,347.00	18,416.00	16,837.00
Number of days	31	32	33
Average usage per day	462.81	575.50	510.21

  
- Please detach stub below and return with your payment -

Customer and Service Address      Date Bill Prepared  
 WHITE FENCE FARMS MUTUAL WATER Jan 26, 2008  
 1049 W COLUMBIA WAY      Next Meter Read on or about  
 LANCASTER CA 93534      Feb 25, 2008

Your Customer Account Number  
**2-02-607-7560**  
 24-hr. Customer Service  
**1 (800) 896-1245**

Service Account      Rotating Outage      Rate Schedule  
**3-002-0243-53**      Group N001      TOU-PA-B

## Detail of current charges: \$1,559.12

We provide two ways to look at your current charges:

### 1 By usage:

Billing Period - 12/24/07 to 01/24/08 ( 31 days ) - Winter Season

Delivery Related Charges (A)		\$	692.68
Generation Related Charges (B)		\$	863.28
Current Billing Detail Subtotal			1,555.96
State Tax	14,347 kWh x \$ 0.00022	\$	3.16

<b>Current Charges Due 02/14/08</b>		\$	<b>1,559.12</b>
-------------------------------------	--	----	-----------------

(A) Delivery Related Charges:				
Facilities Rel Demand	96 kW	x \$	4.52000	\$ 433.92
Winter Mid Peak	1,455 kWh	x \$	0.00811	11.80
Winter Mid Peak	4,183 kWh	x \$	0.00796	33.30
Winter Off Peak	2,247 kWh	x \$	0.00811	18.22
Winter Off Peak	6,462 kWh	x \$	0.00796	51.44
DWR Bond Charge	3,702 kWh	x \$	0.00469	17.36
DWR Bond Charge	10,645 kWh	x \$	0.00477	50.78
Customer Charge				75.86
Delivery Subtotal				\$ 692.68
(B) Generation Related Charges:				
DWR Generation:				
Winter Mid Peak	424 kWh	x \$	0.09490	\$ 40.24
Winter Mid Peak	1,218 kWh	x \$	0.08875	108.10
Winter Off Peak	654 kWh	x \$	0.09490	62.06
Winter Off Peak	1,882 kWh	x \$	0.08875	167.03
SCE Generation:				
Winter Mid Peak	3,996 kWh	x \$	0.09710	388.01
Winter Off Peak	6,173 kWh	x \$	0.01585	97.84
Generation Subtotal				\$ 863.28

Your daily average cost this period is : \$ 50.29

Of your total charges, Franchise Fees represent : \$13.89

Percentage of energy provided by DWR this period : 29.118 %

Service Voltage : 480 Volts

### 2 By rate component:

DWR Generation	\$	377.43
SCE Generation		430.04
Ongoing CTC		55.81
DWR Bond Charge		68.14
Transmission Charges		59.71
Distribution Charges		477.62
Nuclear Decommissioning Charges		8.32
Public Purpose Program Charges		75.45
Taxes and Other		6.60

<b>Current Charges</b>	\$	<b>1,559.12</b>
------------------------	----	-----------------

Customer and Service Address      Date Bill Prepared  
WHITE FENCE FARMS MUTUAL WATER Jan 26, 2008  
1049 W COLUMBIA WAY      Next Meter Read on or about  
LANCASTER CA 93534      Feb 25, 2008

Service Account      Rotating Outage      Rate Schedule  
3-002-0243-53      Group N001      TOU-PA-B

Your Customer Account Number  
**2-02-607-7560**  
24-hr. Customer Service  
**1 (800) 896-1245**

### Billing summary

Amount of Previous Statement 12/27/07	\$	2,263.01
Payment received 01/14/08 - Thank you	\$	(2,263.01)
Balance Before Current Charges	\$	0.00
Current Charges	\$	1,559.12
Current Charges Due 02/14/08	\$	1,559.12
<b>Your Total Balance Due</b>	<b>\$</b>	<b>1,559.12</b>

### Your current energy usage

Meter Number	From	To	Usage		
ACTUAL READ 349M-007550	12/24/07	01/24/08			
Mid Peak	12/24/07	01/24/08	14,347 kWh		
Off Peak	12/24/07	01/24/08	5,638 kWh		
			8,709 kWh		
Demand Date	Demand Time From	To	Season	Peak	Demand
12/24/07	10:45	11:00	Winter	Mid Peak	95 kW
01/20/08	11:30	11:45	Winter	Off Peak	96 kW

### Demand Meter Information

Maximum Demand : 96.0 kW

Usage Comparison	This Year	Last Year	2 Years Ago
Kilowatt-hour (kWh) used	14,347.00	18,416.00	16,837.00
Number of days	31	32	31
Average usage per day	462.81	575.50	510.23

(14-574)

- Please detach stub below and return with your payment -

### Payment Stub

For payment location, call:  
(800) 747-8908

Make check payable to Southern California Edison

Please pay total amount now due

**\$1,559.12**

Thank you for  
paying promptly

Past due if not  
paid by **02/14/08**

Enter the amount you  
paid ▶ \$

Your Customer Account #: 2-02-607-7560

CSS0126.P5.0012.001850 01 AT 0.334 \*\*C002

WHITE FENCE FARMS MUTUAL WATER  
41901 20TH ST W  
PALMDALE CA 93551-1315

P.O. Box 600  
Rosemead, Ca  
91771-0001

02 607 7560 00000068 000000000000155912000155912

# WHITE FENCE FARMS MUTUAL WATER CO.

41901 N. 20TH STREET WEST  
PALMDALE, CA 93551

WELLS FARGO BANK, N.A.  
CALIFORNIA  
WELLSFARGO.COM

12138

16-24-1220

03/03/2008

PAY TO THE ORDER OF Southern California Edison

\$ \*\*1,510.35

One Thousand Five Hundred Ten and 35/100\*\*\*\*\*

DOLLARS

Southern California Edison  
P.O. Box 600  
Rosemead, CA 91771-0001

*[Signature]*  
*[Signature]*

MEMO  
2-02-607-7560 3/17/08 "City"

# WHITE FENCE FARMS MUTUAL WATER CO.

Southern California Edison

Date	Type	Reference
3/3/2008	Bill	7560 3/17/08 "City"

Original Amt.  
1,510.35

03/03/2008	
Balance Due	Discount
1,510.35	
Check Amount	

12138  
Payment  
1,510.35  
1,510.35

**CITY**

Wells Fargo - 2-02-607-7560 3/17/08 "City"

1,510.35

# WHITE FENCE FARMS MUTUAL WATER CO.

Southern California Edison

Date	Type	Reference
3/3/2008	Bill	7560 3/17/08 "City"

Original Amt.  
1,510.35

03/03/2008	
Balance Due	Discount
1,510.35	
Check Amount	

12138  
Payment  
1,510.35  
1,510.35

Wells Fargo - 2-02-607-7560 3/17/08 "City"

1,510.35

Customer and Service Address      Date Bill Prepared  
 WHITE FENCE FARMS MUTUAL WATER Feb 27, 2008  
 1049 W COLUMBIA WAY      Next Meter Read on or about  
 LANCASTER CA 93534      March 26, 2008

Your Customer Account Number

**2-02-607-7560**

24-hr. Customer Service

**1 (800) 896-1245**

Service Account      Rotating Outage      Rate Schedule  
**3-002-0243-53**      Group N001      TOU-PA-B

**Billing summary**

Amount of Previous Statement 01/26/08	\$	1,559.12
Payment received 02/05/08 - Thank you	\$	(1,559.12)
Balance Before Current Charges	\$	0.00
Current Charges	\$	1,510.35
Current Charges Due 03/17/08	\$	1,510.35

**Your Total Balance Due**      \$      **1,510.35**

**Your current energy usage**

Meter Number	From	To	Usage
ACTUAL READ 49M-007550	01/24/08	02/25/08	
Mid Peak	01/24/08	02/25/08	13,648 kWh
Off Peak	01/24/08	02/25/08	5,519 kWh
			8,129 kWh

Demand Date	Demand Time From	To	Season	Peak	Demand
2/12/08	19:00	19:15	Winter	Mid Peak	94 kW
2/18/08	11:00	11:15	Winter	Off Peak	97 kW

**Demand Meter Information**

Maximum Demand: 97.0 kW

Usage Comparison	This Year	Last Year	2 Years Ago
Low watt-hour (kWh) used	13,648.00	17,170.00	18,401.00
Number of days	32	31	30
Average usage per day	426.50	553.87	613.37

**Did you know...**

**WOLUNTARY RENEWABLE ENERGY CONTRIBUTIONS...**  
 California air quality can use your help. See the enclosed insert for information about  
 the Voluntary Renewable Contribution Program.

CITY

Customer and Service Address      Date Bill Prepared  
 WHITE FENCE FARMS MUTUAL WATER      Feb 27, 2008  
 1049 W COLUMBIA WAY      Next Meter Read on or about  
 LANCASTR CA 93534      March 26, 2008

Service Account      Rotating Outage      Rate Schedule  
**3-002-0243-53**      Group N001      TOU-PA-B

Your Customer Account Number  
**2-02-607-7560**  
 24-hr. Customer Service  
**1 (800) 896-1245**

## Detail of current charges: \$1,510.35

We provide two ways to look at your current charges:

### 1 By usage:

Billing Period - 01/24/08 to 02/25/08 ( 32 days ) - Winter Season

Delivery Related Charges (A)		\$	688.04
Generation Related Charges (B)			819.31
Current Billing Detail Subtotal		\$	1,507.35
State Tax	13,648 kWh x \$ 0.00022		3.00

<b>Current Charges Due 03/17/08</b>	<b>\$ 1,510.35</b>
-------------------------------------	--------------------

(A) Delivery Related Charges:			
Facilities Rel Demand	97 kW	x \$ 4.52000	\$ 438.44
Winter Mid Peak	5,519 kWh	x \$ 0.00796	43.93
Winter Off Peak	8,129 kWh	x \$ 0.00796	64.71
DWR Bond Charge	13,648 kWh	x \$ 0.00477	65.10
Customer Charge			75.86

Delivery Subtotal	\$ 688.04
-------------------	-----------

(B) Generation Related Charges:			
DWR Generation:			
Winter Mid Peak	1,561 kWh	x \$ 0.08875	\$ 138.54
Winter Off Peak	2,299 kWh	x \$ 0.08875	204.04
SCE Generation:			
Winter Mid Peak	3,958 kWh	x \$ 0.09710	384.32
Winter Off Peak	5,830 kWh	x \$ 0.01585	92.41

Generation Subtotal	\$ 819.31
---------------------	-----------

Your daily average cost this period is : \$ 47.20

Of your total charges, Franchise Fees represent : \$13.46

Percentage of energy provided by DWR this period : 28.283 %

Service Voltage : 480 Volts

### 2 By rate component:

DWR Generation	\$ 342.58
SCE Generation	423.64
Ongoing CTC	53.09
DWR Bond Charge	65.10
Transmission Charges	59.66
Distribution Charges	480.98
Nuclear Decommissioning Charges	7.92
Public Purpose Program Charges	71.11
Taxes and Other	6.27

<b>Current Charges</b>	<b>\$ 1,510.35</b>
------------------------	--------------------

Customer and Service Address      Date Bill Prepared  
WHITE FENCE FARMS MUTUAL WATER Feb 27, 2008  
1049 W COLUMBIA WAY      Next Meter Read on or about  
LANCASTR CA 93534      March 26, 2008

Service Account      Rotating Outage      Rate Schedule  
**3-002-0243-53**      Group N001      TOU-PA-B

Your Customer Account Number  
**2-02-607-7560**  
24-hr. Customer Service  
**1 (800) 896-1245**

### Billing summary

Amount of Previous Statement 01/26/08	\$	1,559.12
Payment received 02/05/08 - Thank you	\$	(1,559.12)
Balance Before Current Charges	\$	0.00
Current Charges	\$	1,510.35
Current Charges Due 03/17/08	\$	1,510.35

<b>Your Total Balance Due</b>	<b>\$</b>	<b>1,510.35</b>
-------------------------------	-----------	-----------------

### Your current energy usage

Meter Number	From	To	Usage
ACTUAL READ 349M-007550	01/24/08	02/25/08	
Mid Peak	01/24/08	02/25/08	13,648 kWh
Off Peak	01/24/08	02/25/08	5,519 kWh
			8,129 kWh

Demand Date	Demand Time From	To	Season	Peak	Demand
02/12/08	19:00	19:15	Winter	Mid Peak	94 kW
02/18/08	11:00	11:15	Winter	Off Peak	97 kW

#### Demand Meter Information

Maximum Demand : 97.0 kW

Usage Comparison	This Year	Last Year	2 Years Ago
Kilowatt-hour (kWh) used	13,648.00	17,170.00	18,401.00
Number of days	32	31	30
Average usage per day	426.50	553.87	613.37

### Did you know. . .

VOLUNTARY RENEWABLE ENERGY CONTRIBUTIONS...

California air quality can use your help. See the enclosed insert for information about the Voluntary Renewable Contribution Program.

(14-574)

- Please detach stub below and return with your payment -

### Payment Stub

For payment location, call:  
(800)747-8908

Make check payable to Southern California Edison

Please pay total amount now due

**\$1,510.35**

Thank you for  
paying promptly

Past due payment  
paid by **03/17/08**

Enter the amount you  
paid ▶ \$

Your Customer Account #: 2-02-607-7560

CSS0227.P5.0010.001668 01 AT 0.334 \*\*C002

WHITE FENCE FARMS MUTUAL WATER  
41901 20TH ST W  
PALMDALE CA 93551-1315

P.O. Box 600  
Rosemead, Ca  
91771-0001

02 607 7560 00000063 000000000000151035000151035



**WHITE FENCE FARMS MUTUAL WATER CO.**

41901 N. 20TH STREET WEST  
PALMDALE, CA 93551

**WELLS FARGO BANK, N.A.**

CALIFORNIA  
WELLSFARGO.COM

12198

16-24-1220

04/08/2008

PAY TO THE  
ORDER OF

Southern California Edison

\$ \*\*2,121.22

Two Thousand One Hundred Twenty-One and 22/100\*\*\*\*\*

DOLLARS

Southern California Edison  
P.O. Box 600  
Rosemead, CA 91771-0001

*Bryan J. Tipton*  
Authorized Signature  
Check Fraud  
Protection for Business

MEMO

2-02-607-7560 "City"

*John A. Williams*  
Authorized Signature

**WHITE FENCE FARMS MUTUAL WATER CO.**

Southern California Edison

Date	Type	Reference
4/7/2008	Bill	7560- City

Original Amt.  
2,121.22

04/08/2008	
Balance Due	Discount
2,121.22	
Check Amount	

12198

Payment  
2,121.22  
2,121.22

Wells Fargo -

2-02-607-7560 "City"

2,121.22

**WHITE FENCE FARMS MUTUAL WATER CO.**

Southern California Edison

Date	Type	Reference
4/7/2008	Bill	7560- City

Original Amt.  
2,121.22

04/08/2008	
Balance Due	Discount
2,121.22	
Check Amount	

12198

Payment  
2,121.22  
2,121.22

Wells Fargo -

2-02-607-7560 "City"

2,121.22

Customer and Service Address

Date Bill Prepared

WHITE FENCE FARMS MUTUAL WATER March 28, 2008

1049 W COLUMBIA WAY

Next Meter Read on or about

LANCASTER CA 93534

April 24, 2008

Your Customer Account Number

2-02-607-7560

24-hr. Customer Service

1 (800) 896-1245

Service Account

Rotating Outage

Rate Schedule

3-002-0243-53

Group N001

TOU-PA-B

**Billing summary**

Amount of Previous Statement 02/27/08

\$ 1,510.35

Payment received 03/17/08 - Thank you

\$ (1,510.35)

Balance Before Current Charges

\$ 0.00

Current Charges

\$ 2,121.22

Current Charges Due 04/16/08

\$ 2,121.22

**Your Total Balance Due**

\$ 2,121.22

**Your current energy usage**

Meter Number

From

To

Usage

ACTUAL READ

349M-007550

02/25/08

03/26/08

Mid Peak

02/25/08

03/26/08

21,621 kWh

Off Peak

02/25/08

03/26/08

8,679 kWh

12,942 kWh

Demand  
Date

Demand Time

From

To

Season

Peak

Demand

02/29/08

19:30

19:45

Winter

Mid Peak

100 kW

03/04/08

07:15

07:30

Winter

Off Peak

104 kW

**Demand Meter Information**

Maximum Demand : 104.0 kW

Usage Comparison

Kilowatt-hour (kWh) used

This Year

21,621.00

Last Year

25,257.00

2 Years Ago

16,251.00

Number of days

30

31

31

Average usage per day

720.70

814.74

524.23

**CITY****Did you know. . .****GO PAPERLESS!**You'll save time and help the environment by receiving and paying your bill online.  
Enroll today at [www.sce.com/paperless](http://www.sce.com/paperless).

14-5740

- Please detach stub below and return with your payment -

Customer and Service Address      Date Bill Prepared  
 WHITE FENCE FARMS MUTUAL WATER March 28, 2008  
 1049 W COLUMBIA WAY      Next Meter Read on or about  
 LANCASTER CA 93534      April 24, 2008

Your Customer Account Number

**2-02-607-7560**

24-hr. Customer Service

**1 (800) 896-1245**

Service Account      Rotating Outage      Rate Schedule  
**3-002-0243-53**      Group N001      TOU-PA-B

## Detail of current charges: \$2,121.22

We provide two ways to look at your current charges:

### 1 By usage:

Billing Period - 02/25/08 to 03/26/08 ( 30 days ) - Winter Season

Delivery Related Charges (A)	\$	827.60
Generation Related Charges (B)		1,288.86

Current Billing Detail Subtotal	\$	2,116.46
State Tax      21,621 kWh      x \$ 0.00022		4.76

<b>Current Charges Due 04/16/08</b>	<b>\$</b>	<b>2,121.22</b>
-------------------------------------	-----------	-----------------

#### (A) Delivery Related Charges:

Facilities Rel Demand	104 kW	x \$ 4.52000	x 5/30 days	\$	78.35
Facilities Rel Demand	104 kW	x \$ 4.59000	x 25/30 days		397.80
Winter Mid Peak	1,447 kWh	x \$ 0.00796			11.52
Winter Mid Peak	7,232 kWh	x \$ 0.00798			57.71
Winter Off Peak	2,157 kWh	x \$ 0.00796			17.17
Winter Off Peak	10,785 kWh	x \$ 0.00798			86.06
DWR Bond Charge	21,621 kWh	x \$ 0.00477			103.13
Customer Charge					75.86

Delivery Subtotal	\$	827.60
-------------------	----	--------

#### (B) Generation Related Charges:

DWR Generation:					
Winter Mid Peak	2,402 kWh	x \$ 0.08875		\$	213.18
Winter Off Peak	3,581 kWh	x \$ 0.08875			317.81
SCE Generation:					
Winter Mid Peak	6,277 kWh	x \$ 0.09710			609.50
Winter Off Peak	9,361 kWh	x \$ 0.01585			148.37

Generation Subtotal	\$	1,288.86
---------------------	----	----------

Your daily average cost this period is : \$ 70.71

Of your total charges, Franchise Fees represent : \$18.90

Percentage of energy provided by DWR this period : 27.671 %

Service Voltage : 480 Volts

### 2 By rate component:

DWR Generation	\$	530.99
SCE Generation		673.76
Ongoing CTC		84.11
DWR Bond Charge		103.13
Transmission Charges		-76.74
Distribution Charges		516.99
Nuclear Decommissioning Charges		12.54
Public Purpose Program Charges		113.01
Taxes and Other		9.95

<b>Current Charges</b>	<b>\$</b>	<b>2,121.22</b>
------------------------	-----------	-----------------

Customer and Service Address      Date Bill Prepared  
WHITE FENCE FARMS MUTUAL WATER      March 28, 2008  
1049 W COLUMBIA WAY      Next Meter Read on or about  
LANCASTER CA 93534      April 24, 2008

Your Customer Account Number  
**2-02-607-7560**  
24-hr. Customer Service  
**1 (800) 896-1245**

Service Account      Rotating Outage      Rate Schedule  
**3-002-0243-53**      Group N001      TOU-PA-B

### Billing summary

Amount of Previous Statement 02/27/08	\$	1,510.35
Payment received 03/17/08 - Thank you	\$	(1,510.35)
Balance Before Current Charges	\$	0.00
Current Charges	\$	2,121.22
Current Charges Due 04/16/08	\$	2,121.22
<b>Your Total Balance Due</b>	<b>\$</b>	<b>2,121.22</b>

### Your current energy usage

Meter Number	From	To	Usage
ACTUAL READ 349M-007550	02/25/08	03/26/08	
Mid Peak	02/25/08	03/26/08	21,621 kWh
Off Peak	02/25/08	03/26/08	8,679 kWh
			12,942 kWh

Demand Date	Demand Time From	To	Season	Peak	Demand
02/29/08	19:30	19:45	Winter	Mid Peak	100 kW
03/04/08	07:15	07:30	Winter	Off Peak	104 kW

### Demand Meter Information

Maximum Demand : 104.0 kW

Usage Comparison	This Year	Last Year	2 Years Ago
Kilowatt-hour (kWh) used	21,621.00	25,257.00	16,251.00
Number of days	30	31	31
Average usage per day	720.70	814.74	524.23

### Did you know. . .

GO PAPERLESS!

You'll save time and help the environment by receiving and paying your bill online.  
Enroll today at [www.sce.com/paperless](http://www.sce.com/paperless).

(14-574)

- Please detach stub below and return with your payment -

### Payment Stub

For payment location, call:  
(800)747-8908

Make check payable to Southern California Edison.

Please pay total amount now due

\$2,121.22

Thank you for  
paying promptly

Past due? ☐ No  
paid by 04/16/08

Enter the amount you  
paid \$

Your Customer Account #: 2-02-607-7560

CSS0328.P5.0009.001473 01 AT 0.334 \*\*C002

WHITE FENCE FARMS MUTUAL WATER  
41901 20TH ST W  
PALMDALE CA 93551-1315

P.O. Box 600  
Rosemead, Ca  
91771-0001

02 607 7560 00000060 000000000000212122000212122

**WHITE FENCE FARMS MUTUAL WATER CO.**

41901 N. 20TH STREET WEST  
PALMDALE, CA 93551

**WELLS FARGO BANK, N.A.**

CALIFORNIA  
WELLSFARGO.COM

16-24-1220

05/01/2008

PAY TO THE ORDER OF Southern California Edison

\$ \*\*2,836.04

Two Thousand Eight Hundred Thirty-Six and 04/100\*\*\*\*\*

DOLLARS

Southern California Edison  
P.O. Box 600  
Rosemead, CA 91771-0001

*Barker & Tapp*  
MP

MP EZShield® Check Fraud  
Protection for Business

MEMO 2-02-607-7560 "City"

**WHITE FENCE FARMS MUTUAL WATER CO.**

Southern California Edison

05/01/2008

12252

Date	Type	Reference	Original Amt.	Balance Due	Discount	Payment
4/30/2008	Bill	7560 5/15/08	2,836.04	2,836.04		2,836.04
				Check Amount		2,836.04

Wells Fargo - 2-02-607-7560 "City" 2,836.04

**WHITE FENCE FARMS MUTUAL WATER CO.**

Southern California Edison

05/01/2008

12252

Date	Type	Reference	Original Amt.	Balance Due	Discount	Payment
4/30/2008	Bill	7560 5/15/08	2,836.04	2,836.04		2,836.04
				Check Amount		2,836.04

Wells Fargo - 2-02-607-7560 "City" 2,836.04

For billing and service inquiries  
call 1-800-896-1245, 24 hrs a day, 7 days a week

Date bill prepared: Apr 26 '08

Customer account 2-02-607-7560  
Service account 3-002-0243-53  
1049 W COLUMBIA WAY  
LANCASTER, CA 93534  
Rotating outage Group N001

## Your account summary

Amount of your last bill	\$2,121.22
Payment we received on Apr 15 '08 - thank you	-\$2,121.22
Balance forward	\$0.00
Your new charges	\$2,836.04
<b>Total amount you owe by May 15 '08</b>	<b>\$2,836.04</b>

## Compare the electricity you are using

For meter 349M-007550 from Mar 26 '08 to Apr 24 '08  
Total electricity you used this month in kWh

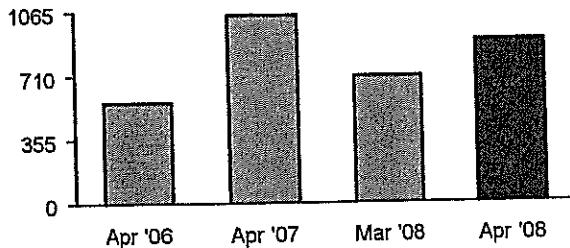
26,635

Your next meter read will be on or about May 23 '08.

	Electricity (kWh)	Demand (kW)
Winter Season		
Mid peak	14,970	110 (Apr 18 '08 08:45 to 09:00)
Off peak	11,665	118 (Apr 15 '08 07:15 to 07:30)
<b>Total</b>	<b>26,635</b>	

Maximum demand is 118.0 kW

## Your daily average electricity usage (kWh)



Please return the payment stub below with your payment and make your check payable to Southern California Edison.  
If you want to pay in person, call 1-800-747-8908 for locations, or you can pay online at www.sce.com.

### Usage comparison

	Apr '06	Apr '07	May '07	Jun '07	Jul '07	Aug '07	Sep '07	Oct '07	Nov '07	Dec '07	Jan '08	Feb '08	Mar '08	Apr '08
Total kWh used	16,787	30,887	36,580	46,628	58,640	51,203	47,966	37,242	29,757	20,442	14,347	13,648	21,621	26,635
Number of days	29	29	28	31	32	29	30	32	29	33	31	32	30	29
Appx. average kWh used/day	578	1,065	1,306	1,504	1,832	1,765	1,598	1,163	1,026	619	462	426	720	918

## Details of your new charges

Your rate: TOU-PA-B

Billing period: Mar 26 '08 to Apr 24 '08 (29 days)

### Delivery charges

Facilities rel demand	118 kW x \$4.59000 x 12/29 days	\$224.12
Facilities rel demand	118 kW x \$5.01000 x 17/29 days	\$346.55
Energy-Winter		
Mid peak	6,194 kWh x \$0.00798	\$49.43
Mid peak	8,776 kWh x \$0.00884	\$77.58
Off peak	4,827 kWh x \$0.00798	\$38.52
Off peak	6,838 kWh x \$0.00884	\$60.45
DWR bond charge	26,635 kWh x \$0.00477	\$127.05
Customer charge		\$31.39
Customer charge		\$49.08

### Generation charges

DWR		
Energy-Winter		
Mid peak	4,071 kWh x \$0.08875	\$361.30
Off peak	3,173 kWh x \$0.08875	\$281.60
SCE		
Energy-Winter		
Mid peak	4,510 kWh x \$0.09710	\$437.92
Mid peak	6,389 kWh x \$0.09592	\$612.83
Off peak	3,514 kWh x \$0.01585	\$55.70
Off peak	4,978 kWh x \$0.01540	\$76.66

Subtotal of your new charges		\$2,830.18
State tax	26,635 kWh x \$0.00022	\$5.86
<b>Your new charges</b>		<b>\$2,836.04</b>

### Your Delivery charges include:

- \$94.84 transmission charges
- \$627.53 distribution charges
- \$15.60 nuclear decommissioning charges
- \$132.74 public purpose programs charge

### Your Generation charges include:

- \$82.06 competition transition charge

### Your overall energy charges include:

- \$25.27 franchise fees

### Additional information:

- DWR provided 27.197% of the energy you used this month
- Service voltage: 480 volts

WHITE FENCE FARMS MUTUAL WATER CO.  
41901 N. 20TH STREET WEST  
PALMDALE, CA 93551

WELLS FARGO BANK, N.A.  
CALIFORNIA  
WELLSFARGO.COM

16-24-1220  
06/04/2008



PAY TO THE ORDER OF Southern California Edison

\$ \*\*3,636.74

Three Thousand Six Hundred Thirty-Six and 74/100\*\*\*\*\*

DOLLARS

Southern California Edison  
P.O. Box 600  
Rosemead, CA 91771-0001

  
  
WELLS FARGO Check Fraud  
Protection for Business

MEMO  
2-02-607-7560 "City"

WHITE FENCE FARMS MUTUAL WATER CO.

Southern California Edison

Date	Type	Reference	Original Amt.	Balance Due	Discount	Payment
6/4/2008	Bill	7560 6/16/08	3,636.74	3,636.74		3,636.74
				Check Amount		3,636.74

06/04/2008

12307

Wells Fargo - 2-02-607-7560 "City" 3,636.74

WHITE FENCE FARMS MUTUAL WATER CO.

Southern California Edison

Date	Type	Reference	Original Amt.	Balance Due	Discount	Payment
6/4/2008	Bill	7560 6/16/08	3,636.74	3,636.74		3,636.74
				Check Amount		3,636.74

06/04/2008

12307

Wells Fargo - 2-02-607-7560 "City" 3,636.74



For billing and service inquiries  
call 1-800-896-1245, 24 hrs a day, 7 days a week

Date bill prepared: May 28 '08

**Customer account** 2-02-607-7560  
**Service account** 3-002-0243-53  
1049 W COLUMBIA WAY  
LANCASTER, CA 93534  
**Rotating outage** Group N001

## Your account summary

Amount of your last bill	\$2,836.04
Payment we received on May 06 '08 - thank you	-\$2,836.04
Balance forward	\$0.00
Your new charges	\$3,636.74
<b>Total amount you owe by Jun 16 '08</b>	<b>\$3,636.74</b>

## Compare the electricity you are using

For meter 349M-007550 from Apr 24 '08 to May 23 '08  
Total electricity you used this month in kWh

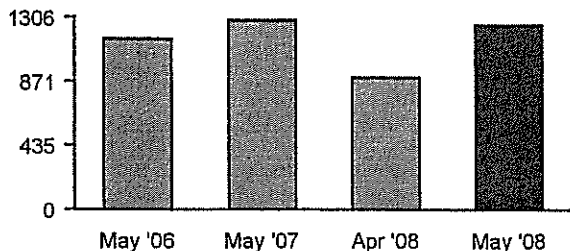
36,845

Your next meter read will be on or about Jun 24 '08.

	Electricity (kWh)	Demand (kW)
Winter Season		
Mid peak	19,423	120 (May 2 '08 15:00 to 15:15)
Off peak	17,422	120 (May 20 '08 06:00 to 06:15)
<b>Total</b>	<b>36,845</b>	

Maximum demand is 120.0 kW

## Your daily average electricity usage (kWh)



CITY

Please return the payment stub below with your payment and make your check payable to Southern California Edison.  
If you want to pay in person, call 1-800-747-8908 for locations, or you can pay online at www.sce.com.

For billing and service inquiries  
call 1-800-896-1245, 24 hrs a day, 7 days a week

Date bill prepared: May 28 '08

Customer account 2-02-607-7560  
Service account 3-002-0243-53  
1049 W COLUMBIA WAY  
LANCASTER, CA 93534  
Rotating outage Group N001

## Your account summary

Amount of your last bill	\$2,836.04
Payment we received on May 06 '08 - thank you	-\$2,836.04
Balance forward	\$0.00
Your new charges	\$3,636.74
<b>Total amount you owe by Jun 16 '08</b>	<b>\$3,636.74</b>

## Compare the electricity you are using

For meter 349M-007550 from Apr 24 '08 to May 23 '08

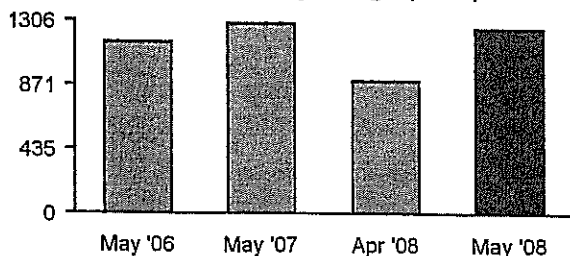
Total electricity you used this month in kWh **36,845**

Your next meter read will be on or about Jun 24 '08.

	Electricity (kWh)	Demand (kW)	
Winter Season			
Mid peak	19,423	120	(May 2 '08 15:00 to 15:15)
Off peak	17,422	120	(May 20 '08 06:00 to 06:15)
<b>Total</b>	<b>36,845</b>		

Maximum demand is 120.0 kW

## Your daily average electricity usage (kWh)



CITY

Please return the payment stub below with your payment and make your check payable to Southern California Edison.  
If you want to pay in person, call 1-800-747-8908 for locations, or you can pay online at www.sce.com.

(14-574)



Customer account 2-02-607-7560  
Please write this number on your check. Make your  
check payable to Southern California Edison.

Amount due by Jun 16 '08 **\$3,636.74**

Amount enclosed \$

\*\*C002



WHITE FENCE FARMS MUTUAL WATER  
41901 20TH ST W  
PALMDALE, CA 93551-1315

P.O. BOX 300  
ROSEMEAD, CA 91772-0001

02 607 7560 00000060 000000000000363674000363674

**Usage comparison**

	May '06	May '07	Jun '07	Jul '07	Aug '07	Sep '07	Oct '07	Nov '07	Dec '07	Jan '08	Feb '08	Mar '08	Apr '08	May '08
Total kWh used	34,251	36,580	46,628	58,640	51,203	47,966	37,242	29,757	20,442	14,347	13,648	21,621	26,635	36,845
Number of days	29	28	31	32	29	30	32	29	33	31	32	30	29	29
Appx. average kWh used/day	1,181	1,306	1,504	1,832	1,765	1,598	1,163	1,026	619	462	426	720	918	1,270

**Details of your new charges**

Your rate: TOU-PA-B

Billing period: Apr 24 '08 to May 23 '08 (29 days)

**Delivery charges**

Facilities rel demand	120 kW x \$5.01000	\$601.20
Energy-Winter		
Mid peak	19,423 kWh x \$0.00884	\$171.70
Off peak	17,422 kWh x \$0.00884	\$154.01
DWR bond charge	36,845 kWh x \$0.00477	\$175.75
Customer charge		\$83.73

**Your Delivery charges include:**

- \$111.69 transmission charges
- \$691.15 distribution charges
- \$21.74 nuclear decommissioning charges
- \$177.22 public purpose programs charge

**Generation charges**

DWR		
Energy-Winter		
Mid peak	5,304 kWh x \$0.08875	\$470.73
Off peak	4,757 kWh x \$0.08875	\$422.18
SCE		
Energy-Winter		
Mid peak	14,119 kWh x \$0.09592	\$1,354.29
Off peak	12,665 kWh x \$0.01540	\$195.04

**Your Generation charges include:**

- \$92.48 competition transition charge

**Your overall energy charges include:**

- \$32.40 franchise fees

**Additional information:**

- DWR provided 27.307% of the energy you used this month
- Service voltage: 480 volts

Subtotal of your new charges		\$3,628.63
State tax	36,845 kWh x \$0.00022	\$8.11
<b>Your new charges</b>		<b>\$3,636.74</b>

WHITE FENCE FARMS MUTUAL WATER CO.  
41901 N. 20TH STREET WEST  
PALMDALE, CA 93551

WELLS FARGO BANK, N.A.  
CALIFORNIA  
WELLSFARGO.COM

16-24-1220

07/01/2008



PAY TO THE ORDER OF Southern California Edison

\$ \*\*4,940.57

Four Thousand Nine Hundred Forty and 57/100\*\*\*\*\*

DOLLARS

Southern California Edison  
P.O. Box 600  
Rosemead, CA 91771-0001

  
  
MP

ESShield® Check/Fraud  
Protection for Business

MEMO 2-02-607-7560 "City"

WHITE FENCE FARMS MUTUAL WATER CO.

Southern California Edison

07/01/2008

12358

Date	Type	Reference	Original Amt.	Balance Due	Discount	Payment
7/1/2008	Bill	7560 7/15/08	4,940.57	4,940.57		4,940.57
				Check Amount		4,940.57

Wells Fargo - 2-02-607-7560 "City" 4,940.57

WHITE FENCE FARMS MUTUAL WATER CO.

Southern California Edison

07/01/2008

12358

Date	Type	Reference	Original Amt.	Balance Due	Discount	Payment
7/1/2008	Bill	7560 7/15/08	4,940.57	4,940.57		4,940.57
				Check Amount		4,940.57

Wells Fargo - 2-02-607-7560 "City" 4,940.57



SOUTHERN CALIFORNIA  
**EDISON**<sup>®</sup>

An EDISON INTERNATIONAL<sup>®</sup> Company

P.O. Box 300  
Rosemead, CA  
91772-0001  
[www.sce.com](http://www.sce.com)

## Your electricity bill

WHITE FENCE FARMS MUTUAL WATER / Page 1 of 6

For billing and service inquiries  
call 1-800-896-1245, 24 hrs a day, 7 days a week

Date bill prepared: Jun 26 '08

Customer account 2-02-607-7560  
Service account 3-002-0243-53  
1049 W COLUMBIA WAY  
LANCASTER, CA 93534  
Rotating outage Group N001

### Your account summary

Amount of your last bill	\$3,636.74
Payment we received on Jun 09 '08 - thank you	-\$3,636.74
Balance forward	\$0.00
Your new charges	\$4,940.57
<b>Total amount you owe by Jul 15 '08</b>	<b>\$4,940.57</b>

### Compare the electricity you are using

For meter 349M-007550 from May 23 '08 to Jun 24 '08

Total electricity you used this month in kWh **45,908**

Your next meter read will be on or about Jul 24 '08.

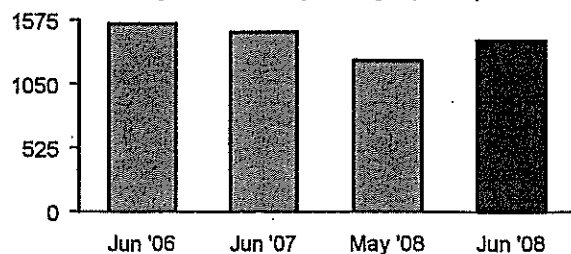
	Electricity (kWh)	Demand (kW)
Summer Season		
On peak	8,572	110 (Jun 11 '08 14:00 to 14:15)
Mid peak	9,933	120 (Jun 23 '08 20:00 to 20:15)
Off peak	16,256	121 (Jun 21 '08 06:15 to 06:30)
Winter Season		
Mid peak	4,629	111 (May 30 '08 08:00 to 08:15)
Off peak	6,518	119 (May 28 '08 07:00 to 07:15)
<b>Total</b>	<b>45,908</b>	

Maximum demand is 121.0 kW

CITY

Please return the payment stub below with your payment and make your check payable to Southern California Edison.  
If you want to pay in person, call 1-800-747-8908 for locations, or you can pay online at [www.sce.com](http://www.sce.com).

### Your daily average electricity usage (kWh)



### Usage comparison

	Jun '06	Jun '07	Jul '07	Aug '07	Sep '07	Oct '07	Nov '07	Dec '07	Jan '08	Feb '08	Mar '08	Apr '08	May '08	Jun '08
Total kWh used	47,264	46,628	58,640	51,203	47,966	37,242	29,757	20,442	14,347	13,648	21,621	26,635	36,845	45,908
Number of days	30	31	32	29	30	32	29	33	31	32	30	29	29	32
Appx. average kWh used/day	1,575	1,504	1,832	1,765	1,598	1,163	1,026	619	462	426	720	918	1,270	1,434

## Details of your new charges

Your rate: TOU-PA-B

Billing period: May 23 '08 to Jun 24 '08 (32 days Winter/Summer Season)

#### Delivery charges

Facilities rel demand	121 kW x \$5.01000	\$606.21
Energy-Summer		
On peak	8,572 kWh x \$0.00879	\$75.35
Mid peak	9,933 kWh x \$0.00879	\$87.31
Off peak	16,256 kWh x \$0.00879	\$142.89
Energy-Winter		
Mid peak	4,629 kWh x \$0.00884	\$40.92
Off peak	6,518 kWh x \$0.00884	\$57.62
DWR bond charge	45,908 kWh x \$0.00477	\$218.98
Customer charge		\$83.73

#### Your Delivery charges include:

- \$123.48 transmission charges
- \$713.37 distribution charges
- \$27.09 nuclear decommissioning charges
- \$219.08 public purpose programs charge

#### Generation charges

DWR		
Energy-Summer		
On peak	2,000 kWh x \$0.08614	\$172.28
Mid peak	2,318 kWh x \$0.08614	\$199.67
Off peak	3,794 kWh x \$0.08614	\$326.82
Energy-Winter		
Mid peak	1,080 kWh x \$0.08875	\$95.85
Off peak	1,521 kWh x \$0.08875	\$134.99
SCE		
Demand-Summer		
On peak	110 kW x \$9.77000 x 23/32 days	\$772.44
Energy-Summer		
On peak	6,572 kWh x \$0.10520	\$691.37

#### Your Generation charges include:

- \$115.23 competition transition charge

#### Your overall energy charges include:

- \$44.03 franchise fees

#### Additional information:

- DWR provided 23.336% of the energy you used this month
- Service voltage: 480 volts

(Continued on next page)

For billing and service inquiries  
call 1-800-896-1245, 24 hrs a day, 7 days a week

Date bill prepared: Jun 26 '08

**Customer account** 2-02-607-7560  
**Service account** 3-002-0243-53  
1049 W COLUMBIA WAY  
LANCASTER, CA 93534  
**Rotating outage** Group N001

## Your account summary

Amount of your last bill	\$3,636.74
Payment we received on Jun 09 '08 - thank you	-\$3,636.74
Balance forward	\$0.00
Your new charges	\$4,940.57
<b>Total amount you owe by Jul 15 '08</b>	<b>\$4,940.57</b>

## Compare the electricity you are using

For meter 349M-007550 from May 23 '08 to Jun 24 '08  
Total electricity you used this month in kWh

45,908

Your next meter read will be on or about Jul 24 '08.

Electricity (kWh)		Demand (kW)	
Summer Season			
On peak	8,572	110	(Jun 11 '08 14:00 to 14:15)
Mid peak	9,933	120	(Jun 23 '08 20:00 to 20:15)
Off peak	16,256	121	(Jun 21 '08 06:15 to 06:30)
Winter Season			
Mid peak	4,629	111	(May 30 '08 08:00 to 08:15)
Off peak	6,518	119	(May 28 '08 07:00 to 07:15)
Total	45,908		

Maximum demand is 121.0 kW

CITY

Please return the payment stub below with your payment and make your check payable to Southern California Edison.  
If you want to pay in person, call 1-800-747-8908 for locations, or you can pay online at www.sce.com.

14-574)



Customer account 2-02-607-7560  
Please write this number on your check. Make your  
check payable to Southern California Edison.

**Amount due by Jul 15 '08** **\$4,940.57**

Amount enclosed \$

CSS0626.P5.0011.001865 01 AT 0.346 \*\*C002



WHITE FENCE FARMS MUTUAL WATER  
41901 20TH ST W  
PALMDALE, CA 93551-1315

P.O. BOX 300  
ROSEMEAD, CA 91772-0001

02 607 7560 00000060 000000000000494057000494057

WHITE FENCE FARMS MUTUAL WATER CO.

41901 N. 20TH STREET WEST  
PALMDALE, CA 93551

WELLS FARGO BANK, N.A.  
CALIFORNIA  
WELLSFARGO.COM

16-24-1220

08/05/2008

PAY TO THE ORDER OF Southern California Edison

\$ \*\*6,176.05

Six Thousand One Hundred Seventy-Six and 05/100\*\*\*\*\*

DOLLARS

Southern California Edison  
P.O. Box 600  
Rosemead, CA 91771-0001

*Barbara T. [Signature]*  
*[Signature]*  
Security Features Included

MEMO

2-02-607-7560 8/14/08 - City

WHITE FENCE FARMS MUTUAL WATER CO.

Southern California Edison

Date	Type	Reference	Original Amt.	Balance Due	Discount	Payment
8/5/2008	Bill	7560 8/14/08 - City	6,176.05	6,176.05		6,176.05
				Check Amount		6,176.05

Wells Fargo - 2-02-607-7560 8/14/08 - City

6,176.05

WHITE FENCE FARMS MUTUAL WATER CO.

Southern California Edison

Date	Type	Reference	Original Amt.	Balance Due	Discount	Payment
8/5/2008	Bill	7560 8/14/08 - City	6,176.05	6,176.05		6,176.05
				Check Amount		6,176.05

Wells Fargo - 2-02-607-7560 8/14/08 - City

6,176.05



For billing and service inquiries  
call 1-800-896-1245, 24 hrs a day, 7 days a week

Date bill prepared: Jul 26 '08

Customer account 2-02-607-7560  
Service account 3-002-0243-53  
1049 W COLUMBIA WAY  
LANCASTER, CA 93534  
Rotating outage Group N001

## Your account summary

Amount of your last bill	\$4,940.57
Payment we received on Jul 07 '08 - thank you	-\$4,940.57
Balance forward	\$0.00
Your new charges	\$6,176.05
<b>Total amount you owe by Aug 14 '08</b>	<b>\$6,176.05</b>

## Compare the electricity you are using

For meter 349M-007550 from Jun 24 '08 to Jul 24 '08

Total electricity you used this month in kWh 53,698

Your next meter read will be on or about Aug 22 '08.

	Electricity (kWh)	Demand (kW)	
Summer Season			
On peak	11,977	118	(Jul 8 '08 17:00 to 17:15)
Mid peak	18,090	122	(Jul 3 '08 08:15 to 08:30)
Off peak	23,631	153	(Jul 9 '08 06:15 to 06:30)
Total	53,698		

Maximum demand is 153.0 kW

CITY

Please return the payment stub below with your payment and make your check payable to Southern California Edison.  
If you want to pay in person, call 1-800-747-8908 for locations, or you can pay online at [www.sce.com](http://www.sce.com).

(14-574)





SOUTHERN CALIFORNIA  
**EDISON**

An EDISON INTERNATIONAL® Company

P.O. Box 300  
Rosemead, CA  
91772-0001  
www.sce.com

# Your electricity bill

WHITE FENCE FARMS MUTUAL WATER / Page 1 of 6

For billing and service inquiries  
call 1-800-896-1245, 24 hrs a day, 7 days a week

Date bill prepared: Jul 26 '08

Customer account 2-02-607-7560  
Service account 3-002-0243-53  
1049 W COLUMBIA WAY  
LANCASTER, CA 93534  
Rotating outage Group N001

## Your account summary

Amount of your last bill	\$4,940.57
Payment we received on Jul 07 '08 - thank you	-\$4,940.57
Balance forward	\$0.00
Your new charges	\$6,176.05
<b>Total amount you owe by Aug 14 '08</b>	<b>\$6,176.05</b>

## Compare the electricity you are using

For meter 349M-007550 from Jun 24 '08 to Jul 24 '08  
Total electricity you used this month in kWh

53,698

Your next meter read will be on or about Aug 22 '08.

	Electricity (kWh)	Demand (kW)
Summer Season		
On peak	11,977	118 (Jul 8 '08 17:00 to 17:15)
Mid peak	18,090	122 (Jul 3 '08 08:15 to 08:30)
Off peak	23,631	153 (Jul 9 '08 06:15 to 06:30)
<b>Total</b>	<b>53,698</b>	

Maximum demand is 153.0 kW

CITY

Please return the payment stub below with your payment and make your check payable to Southern California Edison.  
If you want to pay in person, call 1-800-747-8908 for locations, or you can pay online at www.sce.com.

(14-574)



Customer account 2-02-607-7560  
Please write this number on your check. Make your  
check payable to Southern California Edison.

Amount due by Aug 14 '08 \$6,176.05

Amount enclosed \$

CSS0726.P5.0015.002332 01 AT 0.346 \*\*C002



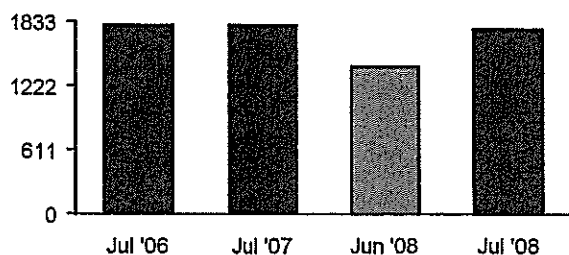
WHITE FENCE FARMS MUTUAL WATER  
41901 20TH ST W  
PALMDALE, CA 93551-1315

P.O. BOX 300  
ROSEMEAD, CA 91772-0001

02 607 7560 00000061 000000000000617605000617605

## Your daily average electricity usage (kWh)

2 Years ago: 1831.94      Last year: 1832.50      This year: 1789.93



## Usage comparison

	Jul '06	Jul '07	Aug '07	Sep '07	Oct '07	Nov '07	Dec '07	Jan '08	Feb '08	Mar '08	Apr '08	May '08	Jun '08	Jul '08
Total kWh used	58,622	58,640	51,203	47,966	37,242	29,757	20,442	14,347	13,648	21,621	26,635	36,845	45,908	53,698
Number of days	32	32	29	30	32	29	33	31	32	30	29	29	32	30
Appx. average kWh used/day	1,831	1,832	1,765	1,598	1,163	1,026	619	462	426	720	918	1,270	1,434	1,789

## Details of your new charges

Your rate: TOU-PA-B

Billing period: Jun 24 '08 to Jul 24 '08 (30 days)

### Delivery charges

Facilities rel demand	153 kW x \$5.01000	\$766.53
Energy-Summer		
On peak	11,977 kWh x \$0.00879	\$105.28
Mid peak	18,090 kWh x \$0.00879	\$159.01
Off peak	23,631 kWh x \$0.00879	\$207.72
DWR bond charge	53,698 kWh x \$0.00477	\$256.14
Customer charge		\$83.73

### Your Delivery charges include:

- \$150.74 transmission charges
- \$871.36 distribution charges
- \$31.68 nuclear decommissioning charges
- \$255.60 public purpose programs charge

### Generation charges

DWR		
Energy-Summer		
On peak	2,710 kWh x \$0.08614	\$233.44
Mid peak	4,093 kWh x \$0.08614	\$352.57
Off peak	5,346 kWh x \$0.08614	\$460.50
SCE		
Demand-Summer		
On peak	118 kW x \$9.77000	\$1,152.86
Energy-Summer		
On peak	9,267 kWh x \$0.10520	\$974.89
Mid peak	13,997 kWh x \$0.08073	\$1,129.98
Off peak	18,285 kWh x \$0.01540	\$281.59

### Your Generation charges include:

- \$134.78 competition transition charge

### Your overall energy charges include:

- \$55.05 franchise fees

### Additional information:

- DWR provided 22.623% of the energy you used this month
- Service voltage: 480 volts

(Continued on next page)

**WHITE FENCE FARMS MUTUAL WATER CO.**

41901 N. 20TH STREET WEST  
PALMDALE, CA 93551

**WELLS FARGO BANK, N.A.**

CALIFORNIA  
WELLSFARGO.COM

16-24-1220

09/02/2008

PAY TO THE ORDER OF Southern California Edison

\$ \*\*5,860.43

Five Thousand Eight Hundred Sixty and 43/100\*\*\*\*\*

DOLLARS

Southern California Edison  
P.O. Box 600  
Rosemead, CA 91771-0001

*[Signature]*

ETShield® Check Fraud  
Protection for Business

MEMO 2-02-607-7560 9/15/08 City

*[Signature]*

**WHITE FENCE FARMS MUTUAL WATER CO.**

Southern California Edison

Date 9/1/2008 Type Bill Reference 7560 9/15/08 City

Original Amt. 5,860.43

Balance Due 5,860.43

09/02/2008

Discount

Check Amount

12439

Payment

5,860.43

5,860.43

Wells Fargo - 2-02-607-7560 9/15/08 City

5,860.43

**WHITE FENCE FARMS MUTUAL WATER CO.**

Southern California Edison

Date 9/1/2008 Type Bill Reference 7560 9/15/08 City

Original Amt. 5,860.43

Balance Due 5,860.43

09/02/2008

Discount

Check Amount

12439

Payment

5,860.43

5,860.43

Wells Fargo - 2-02-607-7560 9/15/08 City

5,860.43



P.O. Box 300  
Rosemead, CA  
91772-0001  
[www.sce.com](http://www.sce.com)

## Your electricity bill

WHITE FENCE FARMS MUTUAL WATER / Page 1 of 6

For billing and service inquiries  
call 1-800-896-1245, 24 hrs a day, 7 days a week

Date bill prepared: Aug 26 '08

Customer account 2-02-607-7560  
Service account 3-002-0243-53  
1049 W COLUMBIA WAY  
LANCASTER, CA 93534  
Rotating outage Group N001

### Your account summary

Amount of your last bill	\$6,176.05
Payment we received on Aug 11 '08 - thank you	-\$6,176.05
Balance forward	\$0.00
Your new charges	\$5,860.43
<b>Total amount you owe by Sep 15 '08</b>	<b>\$5,860.43</b>

### Compare the electricity you are using

For meter 349M-007550 from Jul 24 '08 to Aug 22 '08  
Total electricity you used this month in kWh

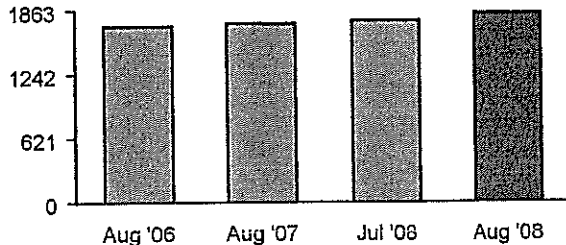
54,024

Your next meter read will be on or about Sep 23 '08.

	Electricity (kWh)	Demand (kW)	
Summer Season			
On peak	11,577	109	(Aug 1 '08 12:00 to 12:15)
Mid peak	16,678	121	(Aug 11 '08 08:00 to 08:15)
Off peak	25,769	123	(Aug 2 '08 07:15 to 07:30)
Total	54,024		

Maximum demand is 123.0 kW

### Your daily average electricity usage (kWh)



Please return the payment stub below with your payment and make your check payable to Southern California Edison.  
If you want to pay in person, call 1-800-747-8908 for locations, or you can pay online at [www.sce.com](http://www.sce.com).

**Usage comparison**

	Aug '06	Aug '07	Sep '07	Oct '07	Nov '07	Dec '07	Jan '08	Feb '08	Mar '08	Apr '08	May '08	Jun '08	Jul '08	Aug '08
Total kWh used	50,392	51,203	47,966	37,242	29,757	20,442	14,347	13,648	21,621	26,635	36,845	45,908	53,698	54,024
Number of days	29	29	30	32	29	33	31	32	30	29	29	32	30	29
Appx. average kWh used/day	1,737	1,765	1,598	1,163	1,026	619	462	426	720	918	1,270	1,434	1,789	1,862

**Details of your new charges**

Your rate: TOU-PA-B

Billing period: Jul 24 '08 to Aug 22 '08 (29 days)

**Delivery charges**

Facilities rel demand	123 kW x \$5.01000	\$616.23
Energy-Summer		
On peak	11,577 kWh x \$0.00879	\$101.76
Mid peak	16,678 kWh x \$0.00879	\$146.60
Off peak	25,769 kWh x \$0.00879	\$226.51
DWR bond charge	54,024 kWh x \$0.00477	\$257.69
Customer charge		\$83.73

**Your Delivery charges include:**

- \$134.63 transmission charges
- \$738.20 distribution charges
- \$31.87 nuclear decommissioning charges
- \$257.15 public purpose programs charge

**Generation charges**

DWR		
Energy-Summer		
On peak	2,667 kWh x \$0.08614	\$229.74
Mid peak	3,842 kWh x \$0.08614	\$330.95
Off peak	5,937 kWh x \$0.08614	\$511.41
SCE		
Demand-Summer		
On peak	109 kW x \$9.77000	\$1,064.93
Energy-Summer		
On peak	8,910 kWh x \$0.10520	\$937.33
Mid peak	12,836 kWh x \$0.08073	\$1,036.25
Off peak	19,832 kWh x \$0.01540	\$305.41

**Your Generation charges include:**

- \$135.60 competition transition charge

**Your overall energy charges include:**

- \$52.23 franchise fees

**Additional information:**

- DWR provided 23.038% of the energy you used this month
- Service voltage: 480 volts

Subtotal of your new charges		\$5,848.54
State tax	54,024 kWh x \$0.00022	\$11.89
<b>Your new charges</b>		<b>\$5,860.43</b>

For billing and service inquiries  
call 1-800-896-1245, 24 hrs a day, 7 days a week

Date bill prepared: Aug 26 '08

Customer account 2-02-607-7560  
Service account 3-002-0243-53  
1049 W COLUMBIA WAY  
LANCASTER, CA 93534  
Rotating outage Group N001

## Your account summary

Amount of your last bill	\$6,176.05
Payment we received on Aug 11 '08 - thank you	-\$6,176.05
Balance forward	\$0.00
Your new charges	\$5,860.43
<b>Total amount you owe by Sep 15 '08</b>	<b>\$5,860.43</b>

## Compare the electricity you are using

For meter 349M-007550 from Jul 24 '08 to Aug 22 '08  
Total electricity you used this month in kWh

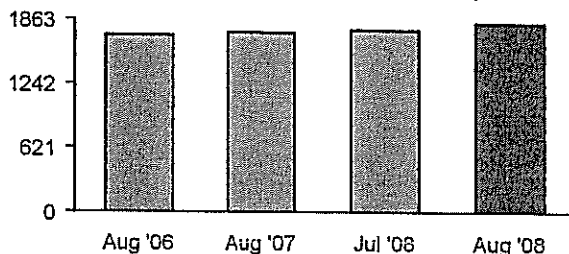
54,024

Your next meter read will be on or about Sep 23 '08.

	Electricity (kWh)	Demand (kW)	
Summer Season			
On peak	11,577	109	(Aug 1 '08 12:00 to 12:15)
Mid peak	16,678	121	(Aug 11 '08 08:00 to 08:15)
Off peak	25,769	123	(Aug 2 '08 07:15 to 07:30)
<b>Total</b>	<b>54,024</b>		

Maximum demand is 123.0 kW

## Your daily average electricity usage (kWh)



*CITY*

Please return the payment stub below with your payment and make your check payable to Southern California Edison.  
If you want to pay in person, call 1-800-747-8908 for locations, or you can pay online at www.sce.com.

(14-574)



Customer account 2-02-607-7560  
Please write this number on your check. Make your  
check payable to Southern California Edison.

Amount due by Sep 15 '08 **\$5,860.43**

Amount enclosed \$

CSS0826.P5.0015.002680 01 AT 0.346 \*\*C002



WHITE FENCE FARMS MUTUAL WATER  
41901 20TH ST W  
PALMDALE, CA 93551-1315

P.O. BOX 300  
ROSEMEAD, CA 91772-0001

02 607 7560 00000069 0000000000005860430000586043

**WHITE FENCE FARMS MUTUAL WATER CO.**

41901 N. 20TH STREET WEST  
PALMDALE, CA 93551

WELLS FARGO BANK, N.A.  
CALIFORNIA  
WELLSFARGO.COM

12475

16-24-1220

10/01/2008

PAY TO THE ORDER OF Southern California Edison

\$ \*\*5,272.04

Five Thousand Two Hundred Seventy-Two and 04/100\*\*\*\*\*

DOLLARS

Southern California Edison  
P.O. Box 600  
Rosemead, CA 91771-0001

*[Signature]*  
*[Signature]*  
EZShield® Check Fraud  
Protection for Business

MEMO  
2-02-607-7560 "City"

**WHITE FENCE FARMS MUTUAL WATER CO.**

Southern California Edison

Date	Type	Reference	Original Amt.	Balance Due	10/01/2008 Discount	Payment
9/29/2008	Bill	7560 10/14/08 City	5,272.04	5,272.04		5,272.04
				Check Amount		5,272.04

12475

Wells Fargo - 2-02-607-7560 "City" 5,272.04

**WHITE FENCE FARMS MUTUAL WATER CO.**

Southern California Edison

Date	Type	Reference	Original Amt.	Balance Due	10/01/2008 Discount	Payment
9/29/2008	Bill	7560 10/14/08 City	5,272.04	5,272.04		5,272.04
				Check Amount		5,272.04

12475

Wells Fargo - 2-02-607-7560 "City" 5,272.04





P.O. Box 300  
Rosemead, CA  
91772-0001  
[www.sce.com](http://www.sce.com)

## Your electricity bill

WHITE FENCE FARMS MUTUAL WATER / Page 1 of 6

For billing and service inquiries  
call 1-800-896-1245, 24 hrs a day, 7 days a week

Date bill prepared: Sep 25 '08

**Customer account** 2-02-607-7560  
**Service account** 3-002-0243-53  
1049 W COLUMBIA WAY  
LANCASTER, CA 93534  
**Rotating outage** Group N001

### Your account summary

Amount of your last bill	\$5,860.43
Payment we received on Sep 08 '08 - thank you	-\$5,860.43
Balance forward	\$0.00
Your new charges	\$5,272.04
<b>Total amount you owe by Oct 14 '08</b>	<b>\$5,272.04</b>

### Compare the electricity you are using

For meter 349M-007550 from Aug 22 '08 to Sep 23 '08  
**Total electricity you used this month in kWh**

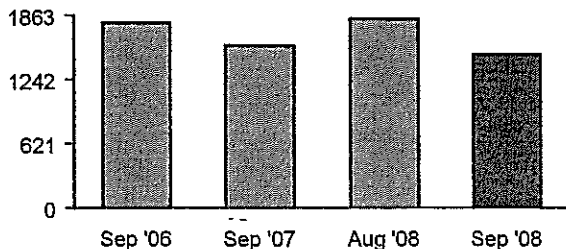
**48,228**

Your next meter read will be on or about Oct 24 '08.

	Electricity (kWh)	Demand (kW)	
Summer Season			
On peak	10,895	104	(Sep 11 '08 12:45 to 13:00)
Mid peak	11,789	119	(Aug 27 '08 08:00 to 08:15)
Off peak	25,544	122	(Sep 11 '08 07:00 to 07:15)
<b>Total</b>	<b>48,228</b>		

Maximum demand is 122.0 kW

### Your daily average electricity usage (kWh)



CITY

Please return the payment stub below with your payment and make your check payable to Southern California Edison.  
If you want to pay in person, call 1-800-747-8908 for locations, or you can pay online at [www.sce.com](http://www.sce.com).

**Usage comparison**

	Sep '06	Sep '07	Oct '07	Nov '07	Dec '07	Jan '08	Feb '08	Mar '08	Apr '08	May '08	Jun '08	Jul '08	Aug '08	Sep '08
Total kWh used	52,823	47,966	37,242	29,757	20,442	14,347	13,648	21,621	26,635	36,845	45,908	53,698	54,024	48,228
Number of days	29	30	32	29	33	31	32	30	29	29	32	30	29	32
Appx. average kWh used/day	1,821	1,598	1,163	1,026	619	462	426	720	918	1,270	1,434	1,789	1,862	1,507

**Details of your new charges**

Your rate: TOU-PA-B

Billing period: Aug 22 '08 to Sep 23 '08 (32 days)

**Delivery charges**

Facilities rel demand	122 kW x \$5.01000	\$611.22
Energy-Summer		
On peak	10,895 kWh x \$0.00879	\$95.77
Mid peak	11,789 kWh x \$0.00879	\$103.63
Off peak	25,544 kWh x \$0.00879	\$224.53
DWR bond charge	48,228 kWh x \$0.00477	\$230.05
Customer charge		\$83.73

**Your Delivery charges include:**

- \$126.91 transmission charges
- \$722.38 distribution charges
- \$28.45 nuclear decommissioning charges
- \$229.57 public purpose programs charge

**Generation charges**

DWR		
Energy-Summer		
On peak	2,654 kWh x \$0.08614	\$228.62
Mid peak	2,872 kWh x \$0.08614	\$247.39
Off peak	6,223 kWh x \$0.08614	\$536.05
SCE		
Demand-Summer		
On peak	104 kW x \$9.77000	\$1,016.08
Energy-Summer		
On peak	8,241 kWh x \$0.10520	\$866.95
Mid peak	8,917 kWh x \$0.08073	\$719.87
Off peak	19,321 kWh x \$0.01540	\$297.54

**Your Generation charges include:**

- \$121.05 competition transition charge

**Your overall energy charges include:**

- \$46.98 franchise fees

**Additional information:**

- DWR provided 24.361% of the energy you used this month
- Service voltage: 480 volts

Subtotal of your new charges		\$5,261.43
State tax	48,228 kWh x \$0.00022	\$10.61
<b>Your new charges</b>		<b>\$5,272.04</b>

For billing and service inquiries  
call 1-800-896-1245, 24 hrs a day, 7 days a week

Date bill prepared: Sep 25 '08

**Customer account** 2-02-607-7560  
**Service account** 3-002-0243-53  
1049 W COLUMBIA WAY  
LANCASTER, CA 93534  
**Rotating outage** Group N001

## Your account summary

Amount of your last bill	\$5,860.43
Payment we received on Sep 08 '08 - thank you	-\$5,860.43
Balance forward	\$0.00
Your new charges	\$5,272.04
<b>Total amount you owe by Oct 14 '08</b>	<b>\$5,272.04</b>

## Compare the electricity you are using

For meter 349M-007550 from Aug 22 '08 to Sep 23 '08  
**Total electricity you used this month in kWh**

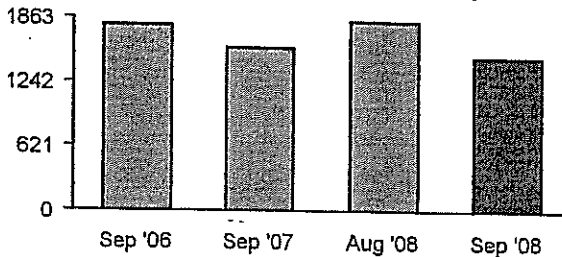
48,228

Your next meter read will be on or about Oct 24 '08.

	Electricity (kWh)	Demand (kW)	
Summer Season			
On peak	10,895	104	(Sep 11 '08 12:45 to 13:00)
Mid peak	11,789	119	(Aug 27 '08 08:00 to 08:15)
Off peak	25,544	122	(Sep 11 '08 07:00 to 07:15)
<b>Total</b>	<b>48,228</b>		

Maximum demand is 122.0 kW

## Your daily average electricity usage (kWh)



CITY

Please return the payment stub below with your payment and make your check payable to Southern California Edison.  
If you want to pay in person, call 1-800-747-8908 for locations, or you can pay online at www.sce.com.

(14-574)



Customer account 2-02-607-7560  
Please write this number on your check. Make your  
check payable to Southern California Edison.

**Amount due by Oct 14 '08** **\$5,272.04**

Amount enclosed \$

CSS0925.P5.0011.001928 01 AT 0.346 \*\*C002



WHITE FENCE FARMS MUTUAL WATER  
41901 20TH ST W  
PALMDALE, CA 93551-1315

P.O. BOX 300  
ROSEMEAD, CA 91772-0001

02 607 7560 00000068 000000000000527204000527204

WHITE FENCE FARMS MUTUAL WATER CO.  
41901 N. 20TH STREET WEST  
PALMDALE, CA 93551

WELLS FARGO BANK, N.A.  
CALIFORNIA  
WELLSFARGO.COM

16-24-1220  
11/03/2008

PAY TO THE ORDER OF Southern California Edison



\$ \*\*3,551.80

Three Thousand Five Hundred Fifty-One and 80/100\*\*\*\*\*

DOLLARS

Southern California Edison  
P.O. Box 600  
Rosemead, CA 91771-0001

MEMO 2-02-607-7560 11/13/08 "City"

  
  
EZShield<sup>SM</sup> Check Fraud  
Protection for Business

WHITE FENCE FARMS MUTUAL WATER CO.

Southern California Edison

Date	Type	Reference	Original Amt.	Balance Due	11/03/2008 Discount	Payment
11/3/2008	Bill	7560 11/13/08 "City"	3,551.80	3,551.80		3,551.80
				Check Amount		3,551.80

Wells Fargo - 2-02-607-7560 11/13/08 "City" 3,551.80

WHITE FENCE FARMS MUTUAL WATER CO.

Southern California Edison

Date	Type	Reference	Original Amt.	Balance Due	11/03/2008 Discount	Payment
11/3/2008	Bill	7560 11/13/08 "City"	3,551.80	3,551.80		3,551.80
				Check Amount		3,551.80

Wells Fargo - 2-02-607-7560 11/13/08 "City" 3,551.80

For billing and service inquiries  
call 1-800-896-1245, 24 hrs a day, 7 days a week

Date bill prepared: Oct 25 '08

Customer account 2-02-607-7560  
Service account 3-002-0243-53  
1049 W COLUMBIA WAY  
LANCASTER, CA 93534  
Rotating outage Group N001

## Your account summary

Amount of your last bill	\$5,272.04
Payment we received on Oct 07 '08 - thank you	-5,272.04
Balance forward	\$0.00
Your new charges	\$3,551.80
<b>Total amount you owe by Nov 13 '08</b>	<b>\$3,551.80</b>

## Compare the electricity you are using

For meter 349M-007550 from Sep 23 '08 to Oct 23 '08  
Total electricity you used this month in kWh

34,511

Your next meter read will be on or about Nov 24 '08.

Electricity (kWh)		Demand (kW)	
Summer Season			
On peak	1,630	110	(Sep 26 '08 13:15 to 13:30)
Mid peak	2,800	110	(Sep 23 '08 08:00 to 08:15)
Off peak	6,044	120	(Sep 29 '08 05:30 to 05:45)
Winter Season			
Mid peak	11,663	115	(Oct 6 '08 09:00 to 09:15)
Off peak	12,374	119	(Oct 2 '08 07:00 to 07:15)
<b>Total</b>	<b>34,511</b>		

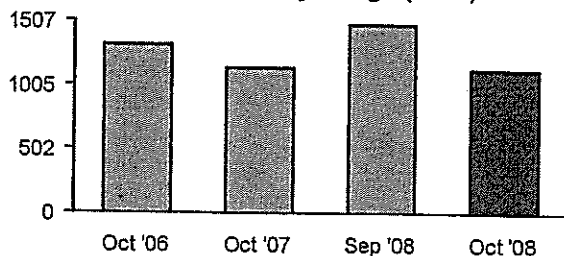
Maximum demand is 120.0 kW

**"CITY"**

Please return the payment stub below with your payment and make  
If you want to pay in person, call 1-800-747-8908

Check payable to Southern California Edison.  
or pay online at www.sce.com.

### Your daily average electricity usage (kWh)



### Usage comparison

	Oct '06	Oct '07	Nov '07	Dec '07	Jan '08	Feb '08	Mar '08	Apr '08	May '08	Jun '08	Jul '08	Aug '08	Sep '08	Oct '08
Total kWh used	44,373	37,242	29,757	20,442	14,347	13,648	21,621	26,635	36,845	45,908	53,698	54,024	48,228	34,511
Number of days	33	32	29	33	31	32	30	29	29	32	30	29	32	30
Appx. average kWh used/day	1,344	1,163	1,026	619	462	426	720	918	1,270	1,434	1,789	1,862	1,507	1,150

## Details of your new charges

Your rate: TOU-PA-B

Billing period: Sep 23 '08 to Oct 23 '08 (30 days Summer/Winter Season)

### Delivery charges

Facilities rel demand	120 kW x \$5.01000	\$601.20
Energy-Summer		
On peak	1,630 kWh x \$0.00879	\$14.33
Mid peak	2,800 kWh x \$0.00879	\$24.61
Off peak	6,044 kWh x \$0.00879	\$53.13
Energy-Winter		
Mid peak	11,663 kWh x \$0.00879	\$102.52
Off peak	12,374 kWh x \$0.00879	\$108.77
DWR bond charge	34,511 kWh x \$0.00477	\$164.62
Customer charge		\$83.73

### Your Delivery charges include:

- \$108.81 transmission charges
- \$686.57 distribution charges
- \$20.36 nuclear decommissioning charges
- \$164.28 public purpose programs charge

### Generation charges

DWR		
Energy-Summer		
On peak	424 kWh x \$0.08614	\$36.52
Mid peak	728 kWh x \$0.08614	\$62.71
Off peak	1,571 kWh x \$0.08614	\$135.33
Energy-Winter		
Mid peak	3,031 kWh x \$0.08614	\$261.09
Off peak	3,216 kWh x \$0.08614	\$277.03
SCE		
Demand-Summer		
On peak	110 kW x \$9.77000 x 8/30 days	\$286.59
Energy-Summer		
On peak	1,206 kWh x \$0.10520	\$126.87

### Your Generation charges include:

- \$86.62 competition transition charge

### Your overall energy charges include:

- \$31.65 franchise fees

### Additional information:

- DWR provided 25.991% of the energy you used this month
- Service voltage: 480 volts

(Continued on next page)

For billing and service inquiries  
call 1-800-896-1245, 24 hrs a day, 7 days a week

Date bill prepared: Oct 25 '08

Customer account 2-02-607-7560  
Service account 3-002-0243-53  
1049 W COLUMBIA WAY  
LANCASTER, CA 93534  
Rotating outage Group N001

## Your account summary

Amount of your last bill	\$5,272.04
Payment we received on Oct 07 '08 - thank you	-\$5,272.04
Balance forward	\$0.00
Your new charges	\$3,551.80
<b>Total amount you owe by Nov 13 '08</b>	<b>\$3,551.80</b>

## Compare the electricity you are using

For meter 349M-007550 from Sep 23 '08 to Oct 23 '08  
Total electricity you used this month in kWh

34,511

Your next meter read will be on or about Nov 24 '08.

Electricity (kWh)		Demand (kW)	
Summer Season			
On peak	1,630	110	(Sep 26 '08 13:15 to 13:30)
Mid peak	2,800	110	(Sep 23 '08 08:00 to 08:15)
Off peak	6,044	120	(Sep 29 '08 05:30 to 05:45)
Winter Season			
Mid peak	11,663	115	(Oct 6 '08 09:00 to 09:15)
Off peak	12,374	119	(Oct 2 '08 07:00 to 07:15)
Total	34,511		

Maximum demand is 120.0 kW

**"CITY"**

Please return the payment stub below with your payment and make your check payable to Southern California Edison.  
If you want to pay in person, call 1-800-747-8908 for locations, or you can pay online at www.sce.com.

(4-574)



Customer account 2-02-607-7560  
Please write this number on your check. Make your  
check payable to Southern California Edison.

Amount due by Nov 13 '08 **\$3,551.80**

Amount enclosed \$

CSS1025.P5.0012.001787 01 AT 0.346 \*\*C002



WHITE FENCE FARMS MUTUAL WATER  
41901 20TH ST W  
PALMDALE, CA 93551-1315

P.O. BOX 300  
ROSEMEAD, CA 91772-0001

02 607 7560 00000061 0000000000003551800000355180

WHITE FENCE FARMS MUTUAL WATER CO.  
41901 N. 20TH STREET WEST  
PALMDALE, CA 93551

WELLS FARGO BANK, N.A.  
CALIFORNIA  
WELLSFARGO.COM

12576  
16-24-1220  
12/02/2008

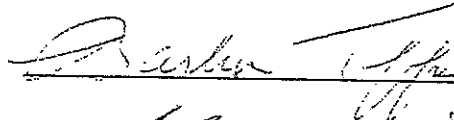

PAY TO THE ORDER OF Southern California Edison

\$ \*\*2,756.66

Two Thousand Seven Hundred Fifty-Six and 66/100\*\*\*\*\*

DOLLARS

Southern California Edison  
P.O. Box 600  
Rosemead, CA 91771-0001

  
  
EZShield® Check Fraud  
Protection for Business

MEMO  
2-02-607-7560 12/15/08 City

WHITE FENCE FARMS MUTUAL WATER CO.  
Southern California Edison

Date	Type	Reference	Original Amt.	Balance Due	12/02/2008 Discount	Payment
12/1/2008	Bill	7560 12/15/08 city	2,756.66	2,756.66		2,756.66
				Check Amount		2,756.66

Wells Fargo - 2-02-607-7560 12/15/08 City 2,756.66

WHITE FENCE FARMS MUTUAL WATER CO.  
Southern California Edison

Date	Type	Reference	Original Amt.	Balance Due	12/02/2008 Discount	Payment
12/1/2008	Bill	7560 12/15/08 city	2,756.66	2,756.66		2,756.66
				Check Amount		2,756.66

Wells Fargo - 2-02-607-7560 12/15/08 City 2,756.66



For billing and service inquiries  
call 1-800-896-1245, 24 hrs a day, 7 days a week

Date bill prepared: Nov 26 '08

**Customer account** 2-02-607-7560  
**Service account** 3-002-0243-53  
1049 W COLUMBIA WAY  
LANCASTER, CA 93534  
**Rotating outage** Group N001

## Your account summary

Amount of your last bill	\$3,551.80
Payment we received on Nov 10 '08 - thank you	-\$3,551.80
Balance forward	\$0.00
Your new charges	\$2,756.66
<b>Total amount you owe by Dec 15 '08</b>	<b>\$2,756.66</b>

## Compare the electricity you are using

For meter 349M-007550 from Oct 23 '08 to Nov 24 '08

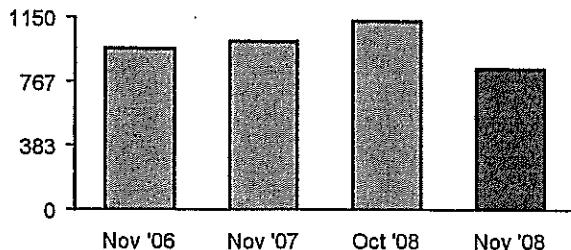
**Total electricity you used this month in kWh** 27,620

Your next meter read will be on or about Dec 24 '08.

	Electricity (kWh)	Demand (kW)	
Winter Season			
Mid peak	13,157	107	(Oct 30 '08 08:00 to 08:15)
Off peak	14,463	112	(Oct 23 '08 05:30 to 05:45)
<b>Total</b>	<b>27,620</b>		

Maximum demand is 112.0 kW

## Your daily average electricity usage (kWh)



CITY

Please return the payment stub below with your payment and make your check payable to Southern California Edison.  
If you want to pay in person, call 1-800-747-8908 for locations, or you can pay online at www.sce.com.

Tear here

Tear here

**Usage comparison**

	Nov '06	Nov '07	Dec '07	Jan '08	Feb '08	Mar '08	Apr '08	May '08	Jun '08	Jul '08	Aug '08	Sep '08	Oct '08	Nov '08
Total kWh used	28,459	29,757	20,442	14,347	13,648	21,621	26,635	36,845	45,908	53,698	54,024	48,228	34,511	27,620
Number of days	29	29	33	31	32	30	29	29	32	30	29	32	30	32
Appx. average kWh used/day	981	1,026	619	462	426	720	918	1,270	1,434	1,789	1,862	1,507	1,150	863

## Details of your new charges

Your rate: TOU-PA-B

Billing period: Oct 23 '08 to Nov 24 '08 (32 days)

**Delivery charges**

Facilities rel demand	112 kW x \$5.01000	\$561.12
Energy-Winter		
Mid peak	13,157 kWh x \$0.00879	\$115.65
Off peak	14,463 kWh x \$0.00879	\$127.13
DWR bond charge	27,620 kWh x \$0.00477	\$131.75
Customer charge		\$83.73

**Your Delivery charges include:**

- \$95.85 transmission charges
- \$637.39 distribution charges
- \$16.30 nuclear decommissioning charges
- \$131.47 public purpose programs charge

**Generation charges**

DWR		
Energy-Winter		
Mid peak	3,625 kWh x \$0.08614	\$312.26
Off peak	3,985 kWh x \$0.08614	\$343.27
SCE		
Energy-Winter		
Mid peak	9,532 kWh x \$0.09592	\$914.31
Off peak	10,478 kWh x \$0.01540	\$161.36

**Your Generation charges include:**

- \$69.33 competition transition charge

**Your overall energy charges include:**

- \$24.56 franchise fees

**Additional information:**

- DWR provided 27.555% of the energy you used this month
- Service voltage: 480 volts

Subtotal of your new charges		\$2,750.58
State tax	27,620 kWh x \$0.00022	\$6.08
<b>Your new charges</b>		<b>\$2,756.66</b>

For billing and service inquiries  
call 1-800-896-1245, 24 hrs a day, 7 days a week

Date bill prepared: Nov 26 '08

**Customer account** 2-02-607-7560  
**Service account** 3-002-0243-53  
1049 W COLUMBIA WAY  
LANCASTER, CA 93534  
**Rotating outage** Group N001

## Your account summary

Amount of your last bill	\$3,551.80
Payment we received on Nov 10 '08 - thank you	-\$3,551.80
Balance forward	\$0.00
Your new charges	\$2,756.66
<b>Total amount you owe by Dec 15 '08</b>	<b>\$2,756.66</b>

## Compare the electricity you are using

For meter 349M-007550 from Oct 23 '08 to Nov 24 '08  
**Total electricity you used this month in kWh**

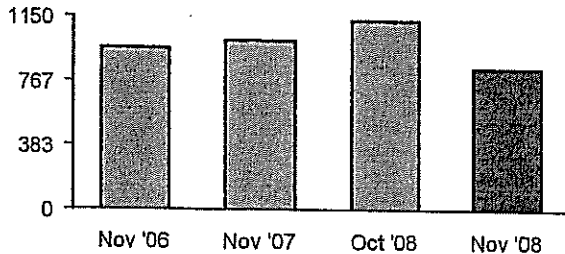
27,620

Your next meter read will be on or about Dec 24 '08.

	Electricity (kWh)	Demand (kW)
Winter Season		
Mid peak	13,157	107 (Oct 30 '08 08:00 to 08:15)
Off peak	14,463	112 (Oct 23 '08 05:30 to 05:45)
<b>Total</b>	<b>27,620</b>	

Maximum demand is 112.0 kW

## Your daily average electricity usage (kWh)



*CITY*

Please return the payment stub below with your payment and make your check payable to Southern California Edison.  
If you want to pay in person, call 1-800-747-8908 for locations, or you can pay online at www.sce.com.

574)

Tear here

Tear here

**SOUTHERN CALIFORNIA EDISON®**  
An EDISON INTERNATIONAL® Company

Customer account 2-02-607-7560  
Please write this number on your check. Make your  
check payable to Southern California Edison.

**Amount due by Dec 15 '08** **\$2,756.66**

Amount enclosed \$

CSS1126.P5.0011.001862 01 AT 0.346 \*\*C002

|||||

WHITE FENCE FARMS MUTUAL WATER  
41901 20TH ST W  
PALMDALE, CA 93551-1315

P.O. BOX 300  
ROSEMEAD, CA 91772-0001

02 607 7560 00000069 000000000000275666000275666

## SCE Statements 2000-200! X-Have Statement

## Missing Statement

	2006	2007	2008	2009	2010		
<b>Jan</b>							
County	X	X	X	X			
City	X	X	X	X			
<b>Feb</b>							
County	X	X	X	X			
City		X	X	X			
<b>Mar</b>							
County	X	X	X	X			
City	X	X	X	X			
<b>April</b>							
County	X	X	X	X			
City	X	X	X	X			
<b>May</b>							
County	X	X	X	X			
City	X	X	X	X			
<b>Jun</b>							
County	X	X	X	X			
City	X	X	X	X			
<b>Jul</b>							
County	X	X	X	X			
City	X	X	X	X			
<b>Aug</b>							
County	X	X	X	X			
City	X	X	X	X			
<b>Sept</b>							
County	X	X	X	X			
City	X	X		X			
<b>Oct</b>							
County	X	X	X	X			
City	X	X	X	X			
<b>Nov</b>							
County	X	X	X	X			
City	X	X	X	X			
<b>Dec</b>							
County	X	X	X	X			
City	X	X	X	X			

12621

WHITE FENCE FARMS MUTUAL WATER CO.

41901 N. 20TH STREET WEST  
PALMDALE, CA 93551

WELLS FARGO BANK, N.A.  
CALIFORNIA  
WELLSFARGO.COM

16-24-1220

01/06/2009



PAY TO THE ORDER OF Southern California Edison

\$ \*\*1,090.71

One Thousand Ninety and 71/100\*\*\*\*\*

DOLLARS

Southern California Edison  
P.O. Box 600  
Rosemead, CA 91771-0001

  
  
E2Shield® Check Fraud Protection for Business

MEMO  
2-28-398-6784 County

WHITE FENCE FARMS MUTUAL WATER CO.

Southern California Edison

01/06/2009

12621

Date	Type	Reference	Original Amt.	Balance Due	Discount	Payment
12/31/2008	Bill	6784 1/15/09 Cnty	1,090.71	1,090.71		1,090.71
				Check Amount		1,090.71

Wells Fargo      2-28-398-6784 County      1,090.71

WHITE FENCE FARMS MUTUAL WATER CO.

Southern California Edison

01/06/2009

12621

Date	Type	Reference	Original Amt.	Balance Due	Discount	Payment
12/31/2008	Bill	6784 1/15/09 Cnty	1,090.71	1,090.71		1,090.71
				Check Amount		1,090.71

Wells Fargo -      2-28-398-6784 County      1,090.71

For billing and service inquiries  
call 1-800-896-1245, 24 hrs a day, 7 days a week

Date bill prepared: Dec 27 '08

**Customer account** 2-28-398-6784  
**Service account** 3-003-4216-87  
41501 20TH ST W  
PALMDALE, CA 93551  
**Rotating outage** Group N001

## Your account summary

Amount of your last bill	\$1,946.14
Payment we received on Dec 10 '08 - thank you	-\$1,946.14
Balance forward	\$0.00
Your new charges	\$1,090.71
<b>Total amount you owe by Jan 15 '09</b>	<b>\$1,090.71</b>

## Compare the electricity you are using

For meter 345M-006018 from Nov 24 '08 to Dec 23 '08  
Total electricity you used this month in kWh

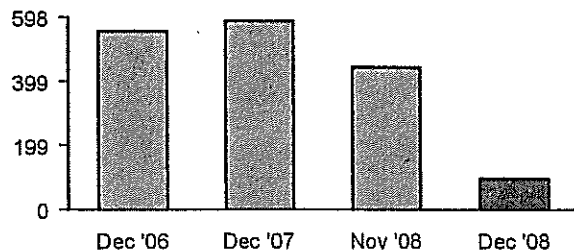
3,070

Your next meter read will be on or about Jan 26 '09.

	Electricity (kWh)
Winter Season	
Mid peak	2,170
Off peak	900
<b>Total</b>	<b>3,070</b>

Maximum demand is 116.0 kW

## Your daily average electricity usage (kWh)



County

Please return the payment stub below with your payment and make your check payable to Southern California Edison.  
If you want to pay in person, call 1-800-747-8908 for locations, or you can pay online at [www.sce.com](http://www.sce.com).

(14-574)

Tear here

Tear here

**Usage comparison**

	Dec '06	Dec '07	Jan '08	Feb '08	Mar '08	Apr '08	May '08	Jun '08	Jul '08	Aug '08	Sep '08	Oct '08	Nov '08	Dec '08
Total kWh used	17,499	17,933	15,175	11,771	5,680	770	333	4,704	2,758	3,429	37,652	34,356	14,487	3,070
Number of days	31	30	33	30	32	30	28	33	29	29	33	30	32	29
Appx. average kWh used/day	564	597	459	392	177	25	11	142	95	118	1,140	1,145	452	105

**Details of your new charges**

Your rate: TOU-PA-A

Billing period: Nov 24 '08 to Dec 23 '08 (29 days)

**Delivery charges**

Energy-Winter		
Mid peak	2,170 kWh x \$0.00879	\$19.07
Off peak	900 kWh x \$0.00879	\$7.91
DWR bond charge	3,070 kWh x \$0.00477	\$14.64
Customer charge		\$83.73
Service charge	140 HP x \$3.75000	\$525.00

**Your Delivery charges include:**

- \$61.20 transmission charges
- \$557.34 distribution charges
- \$1.81 nuclear decommissioning charges
- \$14.61 public purpose programs charge

**Generation charges**

DWR		
Energy-Winter		
Mid peak	641 kWh x \$0.08614	\$55.22
Off peak	266 kWh x \$0.08614	\$22.91
SCE		
Energy-Winter		
Mid peak	1,529 kWh x \$0.10182	\$155.68
Off peak	634 kWh x \$0.01539	\$9.76
Service charge	140 HP x \$1.03000	\$144.20

**Your Generation charges include:**

- \$7.71 competition transition charge

**Your overall energy charges include:**

- \$9.27 franchise fees

**Additional information:**

- DWR provided 29.555% of the energy you used this month
- Service voltage: 480 volts
- Billing horsepower: 140.0 HP

Subtotal of your new charges		\$1,038.12
Los Angeles Co UUT	\$1,038.12 x 5.00000 %	\$51.91
State tax	3,070 kWh x \$0.00022	\$0.68
<b>Your new charges</b>		<b>\$1,090.71</b>



P.O. Box 300  
Rosemead, CA  
91772-0001  
www.sce.com

## Your electricity bill

WHITE FENCE FARMS MUTUAL WATER / Page 1 of 8

For billing and service inquiries  
call 1-800-896-1245, 24 hrs a day, 7 days a week

Date bill prepared: Dec 27 '08

Customer account 2-28-398-6784  
Service account 3-003-4216-87  
41501 20TH ST W  
PALMDALE, CA 93551  
Rotating outage Group N001

### Your account summary

Amount of your last bill	\$1,946.14
Payment we received on Dec 10 '08 - thank you	-\$1,946.14
Balance forward	\$0.00
Your new charges	\$1,090.71
<b>Total amount you owe by Jan 15 '09</b>	<b>\$1,090.71</b>

### Compare the electricity you are using

For meter 345M-006018 from Nov 24 '08 to Dec 23 '08  
Total electricity you used this month in kWh

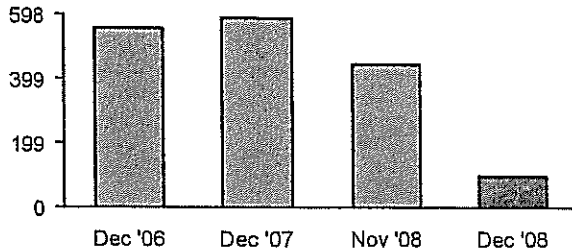
3,070

Your next meter read will be on or about Jan 26 '09.

	Electricity (kWh)
Winter Season	
Mid peak	2,170
Off peak	900
<b>Total</b>	<b>3,070</b>

Maximum demand is 116.0 kW

### Your daily average electricity usage (kWh)



County

Please return the payment stub below with your payment and make your check payable to Southern California Edison.  
If you want to pay in person, call 1-800-747-8908 for locations, or you can pay online at www.sce.com.

(14-574) Tear here

Tear here



Customer account 2-28-398-6784  
Please write this number on your check. Make your  
check payable to Southern California Edison.

Amount due by Jan 15 '09 \$1,090.71

Amount enclosed \$

CSS1227.P5.0015.002178 01 AT 0.346 \*\*C002



WHITE FENCE FARMS MUTUAL WATER  
41901 20TH ST W  
PALMDALE, CA 93551-1315

P.O. BOX 300  
ROSEMEAD, CA 91772-0001

28 398 6784 00000094 000000000000109071000109071



12654

## WHITE FENCE FARMS MUTUAL WATER CO.

41901 N. 20TH STREET WEST  
PALMDALE, CA 93551

WELLS FARGO BANK, N.A.

CALIFORNIA  
WELLSFARGO.COM

16-24-1220


02/03/2009

PAY TO THE ORDER OF Southern California Edison

\$ \*\*1,609.99


One Thousand Six Hundred Nine and 99/100\*\*\*\*\*

DOLLARS

Southern California Edison  
P.O. Box 600  
Rosemead, CA 91771-0001EZShield™ Check Fraud  
Protection for BusinessDetails on back.  
Security Features Included

MEMO

2-28-398-6784 2/17/09 County



## WHITE FENCE FARMS MUTUAL WATER CO.

Southern California Edison

02/03/2009

12654

Date	Type	Reference	Original Amt.	Balance Due	Discount	Payment
2/2/2009	Bill	1687- 2/17/09 Cnty	1,609.99	1,609.99		1,609.99
				Check Amount		1,609.99

Wells Fargo - 2-28-398-6784 2/17/09 County

1,609.99

## WHITE FENCE FARMS MUTUAL WATER CO.

Southern California Edison

02/03/2009

12654

Date	Type	Reference	Original Amt.	Balance Due	Discount	Payment
2/2/2009	Bill	1687- 2/17/09 Cnty	1,609.99	1,609.99		1,609.99
				Check Amount		1,609.99

Wells Fargo - 2-28-398-6784 2/17/09 County

1,609.99



SOUTHERN CALIFORNIA  
**EDISON**<sup>®</sup>

An EDISON INTERNATIONAL<sup>®</sup> Company

P.O. Box 300  
Rosemead, CA  
91772-0001  
[www.sce.com](http://www.sce.com)

# Your electricity bill

WHITE FENCE FARMS MUTUAL WATER / Page 1 of 6

For billing and service inquiries  
call 1-800-896-1245, 24 hrs a day, 7 days a week

Date bill prepared: Jan 28 '09

Customer account 2-28-398-6784  
Service account 3-003-4216-87  
41501 20TH ST W  
PALMDALE, CA 93551  
Rotating outage Group N001

## Your account summary

Amount of your last bill	\$1,090.71
Payment we received on Jan 12 '09 - thank you	-\$1,090.71
Balance forward	\$0.00
Your new charges	\$1,609.99
<b>Total amount you owe by Feb 17 '09</b>	<b>\$1,609.99</b>

## Compare the electricity you are using

For meter 345M-006018 from Dec 23 '08 to Jan 23 '09  
Total electricity you used this month in kWh

8,950

Your next meter read will be on or about Feb 25 '09.

Winter Season

Electricity (kWh)

Maximum demand is 113.0 kW

Mid peak

5,526

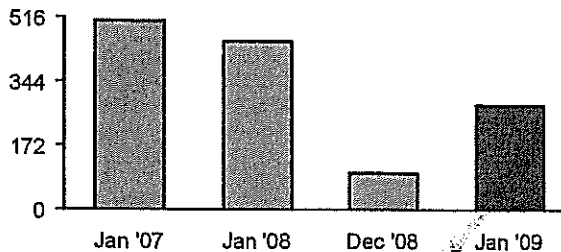
Off peak

3,424

Total

8,950

## Your daily average electricity usage (kWh)



COUNTY

Please return the payment stub below with your payment and make your check payable to Southern California Edison.  
If you want to pay in person, call 1-800-747-8908 for locations, or you can pay online at [www.sce.com](http://www.sce.com).

14-574)

Tear here

Tear here

### Usage comparison

	Jan '07	Jan '08	Feb '08	Mar '08	Apr '08	May '08	Jun '08	Jul '08	Aug '08	Sep '08	Oct '08	Nov '08	Dec '08	Jan '09
Total kWh used	16,514	15,175	11,771	5,680	770	333	4,704	2,758	3,429	37,652	34,356	14,487	3,070	8,950
Number of days	32	33	30	32	30	28	33	29	29	33	30	32	29	31
Appx. average kWh used/day	516	459	392	177	25	11	142	95	118	1,140	1,145	452	105	288

## Details of your new charges

Your rate: TOU-PA-A

Billing period: Dec 23 '08 to Jan 23 '09 (31 days)

### Delivery charges

Energy-Winter		
Mid peak	1,604 kWh x \$0.00879	\$14.10
Mid peak	3,922 kWh x \$0.00858	\$33.65
Off peak	994 kWh x \$0.00879	\$8.74
Off peak	2,430 kWh x \$0.00858	\$20.85
DWR bond charge	2,598 kWh x \$0.00477	\$12.39
DWR bond charge	6,352 kWh x \$0.00491	\$31.19
Customer charge		\$83.73
Service charge	140 HP x \$3.75000 x 9/31 days	\$152.42
Service charge	140 HP x \$3.74000 x 22/31 days	\$371.59

### Your Delivery charges include:

- \$64.84 transmission charges
- \$568.87 distribution charges
- \$5.28 nuclear decommissioning charges
- \$43.94 public purpose programs charge

### Generation charges

DWR		
Energy-Winter		
Mid peak	477 kWh x \$0.08614	\$41.09
Mid peak	1,167 kWh x \$0.08451	\$98.62
Off peak	296 kWh x \$0.08614	\$25.50
Off peak	723 kWh x \$0.08451	\$61.10
SCE		
Energy-Winter		
Mid peak	3,882 kWh x \$0.10182	\$395.27
Off peak	2,405 kWh x \$0.01539	\$37.01
Service charge	140 HP x \$1.03000	\$144.20

### Your Generation charges include:

- \$22.46 competition transition charge

### Your overall energy charges include:

- \$13.68 franchise fees

### Additional information:

- DWR provided 29.759% of the energy you used this month
- Service voltage: 480 volts
- Billing horsepower: 140.0 HP

Subtotal of your new charges		\$1,531.45
Los Angeles Co UUT	\$1,531.45 x 5.00000 %	\$76.57
State tax	8,950 kWh x \$0.00022	\$1.97
<b>Your new charges</b>		<b>\$1,609.99</b>



P.O. Box 300  
Rosemead, CA  
91772-0001  
www.sce.com

# Your electricity bill

WHITE FENCE FARMS MUTUAL WATER / Page 1 of 6

For billing and service inquiries  
call 1-800-896-1245, 24 hrs a day, 7 days a week

Date bill prepared: Jan 28 '09

Customer account 2-28-398-6784  
Service account 3-003-4216-87  
41501 20TH ST W  
PALMDALE, CA 93551  
Rotating outage Group N001

## Your account summary

Amount of your last bill	\$1,090.71
Payment we received on Jan 12 '09 - thank you	-\$1,090.71
Balance forward	\$0.00
Your new charges	\$1,609.99
<b>Total amount you owe by Feb 17 '09</b>	<b>\$1,609.99</b>

## Compare the electricity you are using

For meter 345M-006018 from Dec 23 '08 to Jan 23 '09  
Total electricity you used this month in kWh

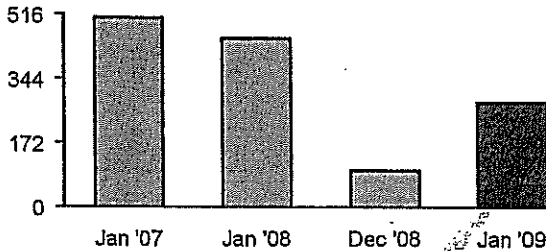
8,950

Your next meter read will be on or about Feb 25 '09.

	Electricity (kWh)
Winter Season	
Mid peak	5,526
Off peak	3,424
<b>Total</b>	<b>8,950</b>

Maximum demand is 113.0 kW

## Your daily average electricity usage (kWh)



COUNTY

Please return the payment stub below with your payment and make your check payable to Southern California Edison.  
If you want to pay in person, call 1-800-747-8908 for locations, or you can pay online at www.sce.com.

(14-574)

Tear here

Tear here



Customer account 2-28-398-6784  
Please write this number on your check. Make your  
check payable to Southern California Edison.

Amount due by Feb 17 '09 \$1,609.99

Amount enclosed \$

CSS0128.P5.0011.001743 01 AT 0.346 \*\*C002



WHITE FENCE FARMS MUTUAL WATER  
41901 20TH ST W  
PALMDALE, CA 93551-1315

P.O. BOX 300  
ROSEMEAD, CA 91772-0001

28 398 6784 00000094 000000000000160999000160999

**WHITE FENCE FARMS MUTUAL WATER CO.**

41901 N. 20TH STREET WEST  
PALMDALE, CA 93551

**WELLS FARGO BANK, N.A.**

CALIFORNIA  
WELLSFARGO.COM

12706

16-24-1220

03/03/2009

PAY TO THE ORDER OF Southern California Edison

\$ \*\*1,442.59

One Thousand Four Hundred Forty-Two and 59/100\*\*\*\*\*

DOLLARS

Southern California Edison  
P.O. Box 600  
Rosemead, CA 91771-0001

*[Signature]*  
*[Signature]*

WELLS FARGO EZShield® Check Fraud  
Protection for Business

MEMO 2-28-398-6784 3/18/09 County

**WHITE FENCE FARMS MUTUAL WATER CO.**

Southern California Edison

03/03/2009

12706

Date	Type	Reference	Original Amt.	Balance Due	Discount	Payment
3/3/2009	Bill	6784 3/18/09 County	1,442.59	1,442.59		1,442.59
				Check Amount		1,442.59

Wells Fargo ; 2-28-398-6784 3/18/09 County 1,442.59

**WHITE FENCE FARMS MUTUAL WATER CO.**

Southern California Edison

03/03/2009

12706

Date	Type	Reference	Original Amt.	Balance Due	Discount	Payment
3/3/2009	Bill	6784 3/18/09 County	1,442.59	1,442.59		1,442.59
				Check Amount		1,442.59

Wells Fargo - 2-28-398-6784 3/18/09 County 1,442.59

For billing and service inquiries  
call 1-800-896-1245, 24 hrs a day, 7 days a week

Date bill prepared: Feb 27 '09

**Customer account** 2-28-398-6784  
**Service account** 3-003-4216-87  
41501 20TH ST W  
PALMDALE, CA 93551  
**Rotating outage** Group N001

## Your account summary

Amount of your last bill	\$1,609.99
Payment we received on Feb 10 '09 - thank you	-\$1,609.99
Balance forward	\$0.00
Your new charges	\$1,442.59
<b>Total amount you owe by Mar 18 '09</b>	<b>\$1,442.59</b>

## Compare the electricity you are using

For meter 345M-006018 from Jan 23 '09 to Feb 25 '09  
Total electricity you used this month in kWh


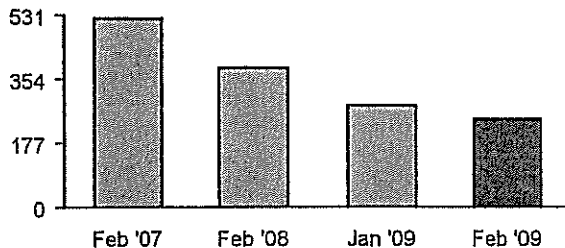
8,251

Your next meter read will be on or about Mar '26 '09.

	Electricity (kWh)
Winter Season	
Mid peak	3,545
Off peak	4,706
<b>Total</b>	<b>8,251</b>

Maximum demand is 113.0 kW

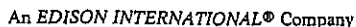
## Your daily average electricity usage (kWh)



Please return the payment stub below with your payment and make your check payable to Southern California Edison.  
If you want to pay in person, call 1-800-747-8908 for locations, or you can pay online at [www.sce.com](http://www.sce.com).

Tear here

Tear here



## Details of your new charges

Billing period: Jan 23 '09 to Feb 25 '09 (33 days)

## Energy-Winter

**Your Delivery charges include:**

- \$62.77 transmission charges
- \$567.50 distribution charges
- \$4.87 nuclear decommissioning charges
- \$41.01 public purpose programs charge

## DWR

**Your Generation charges include:**

- \$20.71 competition transition charge

*SCE*

**Your overall energy charges include:**

- \$12.25 franchise fees

**Additional information:**

- *DWR provided 28.765% of the energy you used this month*
- *Service voltage: 480 volts*
- *Billing horsepower: 140.0 HP*

Subtotal of your new charges		\$1,372.16
Los Angeles Co UUT	$\$1,372.16 \times 5.00000 \%$	\$68.61
State tax	$8,251 \text{ kWh} \times \$0.00022$	\$1.82
<b>Your new charges</b>		<b>\$1,442.59</b>



P.O. Box 300  
Rosemead, CA  
91772-0001  
www.sce.com

# Your electricity bill

WHITE FENCE FARMS MUTUAL WATER / Page 1 of 6

For billing and service inquiries  
call 1-800-896-1245, 24 hrs a day, 7 days a week

Date bill prepared: Feb 27 '09

Customer account 2-28-398-6784  
Service account 3-003-4216-87  
41501 20TH ST W  
PALMDALE, CA 93551  
Rotating outage Group N001

## Your account summary

Amount of your last bill	\$1,609.99
Payment we received on Feb 10 '09 - thank you	-\$1,609.99
Balance forward	\$0.00
Your new charges	\$1,442.59
<b>Total amount you owe by Mar 18 '09</b>	<b>\$1,442.59</b>

## Compare the electricity you are using

For meter 345M-006018 from Jan 23 '09 to Feb 25 '09  
Total electricity you used this month in kWh


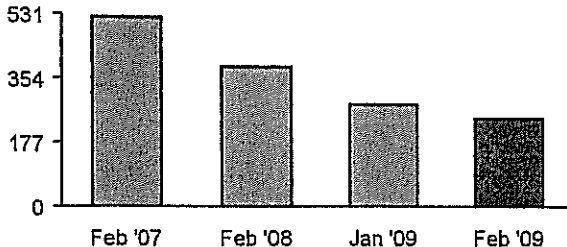
8,251

Your next meter read will be on or about Mar 26 '09.

	Electricity (kWh)
Winter Season	
Mid peak	3,545
Off peak	4,706
<b>Total</b>	<b>8,251</b>

Maximum demand is 113.0 kW

## Your daily average electricity usage (kWh)



Please return the payment stub below with your payment and make your check payable to Southern California Edison.  
If you want to pay in person, call 1-800-747-8908 for locations, or you can pay online at www.sce.com.

14-574) Tear here

Tear here



Customer account 2-28-398-6784  
Please write this number on your check. Make your  
check payable to Southern California Edison.

Amount due by Mar 18 '09 \$1,442.59

Amount enclosed \$

CSS0227.P5.0013.001927 01 AT 0.346 \*\*C002



WHITE FENCE FARMS MUTUAL WATER  
41901 20TH ST W  
PALMDALE, CA 93551-1315

P.O. BOX 300  
ROSEMEAD, CA 91772-0001

28 398 6784 00000093 000000000000144259000144259



12749

## WHITE FENCE FARMS MUTUAL WATER CO.

41901 N. 20TH STREET WEST  
PALMDALE, CA 93551

WELLS FARGO BANK, N.A.

CALIFORNIA  
WELLSFARGO.COM

16-24-1220

04/01/2009

PAY TO THE ORDER OF Southern California Edison


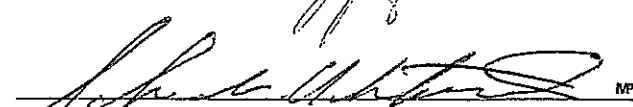
\$ \*\*1,723.60

One Thousand Seven Hundred Twenty-Three and 60/100\*\*\*\*\*

DOLLARS

Southern California Edison  
P.O. Box 600  
Rosemead, CA 91771-0001E2Shield™ Check Fraud  
Protection for Business

MEMO 2-28-398-6784 4/16/09 County

## WHITE FENCE FARMS MUTUAL WATER CO.

Southern California Edison

Date	Type	Reference
4/1/2009	Bill	6784 4/16/09 "Cnty"

Original Amt.
1,723.60

04/01/2009	Balance Due	Discount
	1,723.60	
	Check Amount	

12749	Payment
	1,723.60
	1,723.60

Wells Fargo 2-28-398-6784 4/16/09 County

1,723.60

## WHITE FENCE FARMS MUTUAL WATER CO.

Southern California Edison

Date	Type	Reference
4/1/2009	Bill	6784 4/16/09 "Cnty"

Original Amt.
1,723.60

04/01/2009	Balance Due	Discount
	1,723.60	
	Check Amount	

12749	Payment
	1,723.60
	1,723.60

Wells Fargo 2-28-398-6784 4/16/09 County

1,723.60

For billing and service inquiries  
call 1-800-896-1245, 24 hrs a day, 7 days a week

Date bill prepared: Mar 28 '09

**Customer account** 2-28-398-6784  
**Service account** 3-003-4216-87  
41501 20TH ST W  
PALMDALE, CA 93551  
**Rotating outage** Group N001

## Your account summary

Amount of your last bill	\$1,442.59
Payment we received on Mar 09 '09 - thank you	-\$1,442.59
Balance forward	\$0.00
Your new charges	\$1,723.60
<b>Total amount you owe by Apr 16 '09</b>	<b>\$1,723.60</b>

## Compare the electricity you are using

For meter 345M-006018 from Feb 25 '09 to Mar 26 '09  
**Total electricity you used this month in kWh**

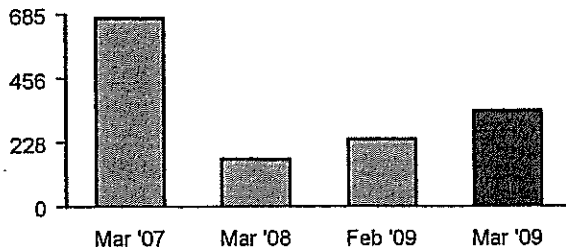
**10,182**

Your next meter read will be on or about Apr 27 '09.

	Electricity (kWh)
Winter Season	
Mid peak	6,450
Off peak	3,732
<b>Total</b>	<b>10,182</b>

Maximum demand is 114.0 kW

## Your daily average electricity usage (kWh)



**County**

**Your monthly usage may be higher than usual...**  
Based on your historical usage pattern, your monthly usage is trending higher than normal. As a result, you may notice an increase in your bill. If you would like information on tips and programs that can help you lower your energy usage and your bill, please visit [www.sce.com/billhelper](http://www.sce.com/billhelper).

Please return the payment stub below with your payment and make your check payable to Southern California Edison.  
If you want to pay in person, call 1-800-747-8908 for locations, or you can pay online at [www.sce.com](http://www.sce.com).

Tear here

Tear here

### Usage comparison

	Mar '07	Mar '08	Apr '08	May '08	Jun '08	Jul '08	Aug '08	Sep '08	Oct '08	Nov '08	Dec '08	Jan '09	Feb '09	Mar '09
Total kWh used	21,910	5,680	770	333	4,704	2,758	3,429	37,652	34,356	14,487	3,070	8,950	8,251	10,182
Number of days	32	32	30	28	33	29	29	33	30	32	29	31	33	29
Appx. average kWh used/day	684	177	25	11	142	95	118	1,140	1,145	452	105	288	250	351

## Details of your new charges

Your rate: TOU-PA-A

Billing period: Feb 25 '09 to Mar 26 '09 (29 days)

### Delivery charges

Energy-Winter		
Mid peak	890 kWh x \$0.00858	\$7.64
Mid peak	5,560 kWh x \$0.00572	\$31.80
Off peak	515 kWh x \$0.00858	\$4.42
Off peak	3,217 kWh x \$0.00572	\$18.40
DWR bond charge	10,182 kWh x \$0.00491	\$49.99
Customer charge		\$11.55
Customer charge		\$70.41
Service charge	140 HP x \$3.74000 x 4/29 days	\$72.22
Service charge	140 HP x \$3.98000 x 25/29 days	\$480.34

### Your Delivery charges include:

- \$94.38 transmission charges
- \$551.17 distribution charges
- \$6.01 nuclear decommissioning charges
- \$41.04 public purpose programs charge
- \$1.75 new system generation charge

### Your Generation charges include:

- \$23.80 competition transition charge

### Generation charges

DWR		
Energy-Winter		
Mid peak	245 kWh x \$0.08451	\$20.70
Mid peak	1,528 kWh x \$0.06231	\$95.21
Off peak	142 kWh x \$0.08451	\$12.00
Off peak	884 kWh x \$0.06231	\$55.08
SCE		
Energy-Winter		
Mid peak	645 kWh x \$0.10182	\$65.67
Mid peak	4,032 kWh x \$0.11068	\$446.26
Off peak	373 kWh x \$0.01539	\$5.74
Off peak	2,333 kWh x \$0.02360	\$55.06
Service charge	140 HP x \$1.03000	\$144.20

### Your overall energy charges include:

- \$14.70 franchise fees

### Additional information:

- DWR provided 27.496% of the energy you used this month
- Service voltage: 480 volts
- Billing horsepower: 140.0 HP

Subtotal of your new charges		\$1,646.69
Los Angeles Co UUT	\$113.37 x 5.00000 %	\$5.67
Los Angeles Co UUT	\$1,533.34 x 4.50000 %	\$69.00
State tax	10,182 kWh x \$0.00022	\$2.24
<b>Your new charges</b>		<b>\$1,723.60</b>

## Things you should know

### UTILITY USER TAX IMPLEMENTATION...

Effective Feb 27, 2009, the 5.00% Utility User's Tax for the County of Los Angeles has been decreased to 4.50%. Your account has been updated to reflect this new rate. If you have any questions regarding this tax, please contact the city at (213) 974-2101.

For billing and service inquiries  
call 1-800-896-1245, 24 hrs a day, 7 days a week

Date bill prepared: Mar 28 '09

Customer account 2-28-398-6784  
Service account 3-003-4216-87  
41501 20TH ST W  
PALMDALE, CA 93551  
Rotating outage Group N001

## Your account summary

Amount of your last bill	\$1,442.59
Payment we received on Mar 09 '09 - thank you	-\$1,442.59
Balance forward	\$0.00
Your new charges	\$1,723.60
<b>Total amount you owe by Apr 16 '09</b>	<b>\$1,723.60</b>

## Compare the electricity you are using

For meter 345M-006018 from Feb 25 '09 to Mar 26 '09  
Total electricity you used this month in kWh

10,182

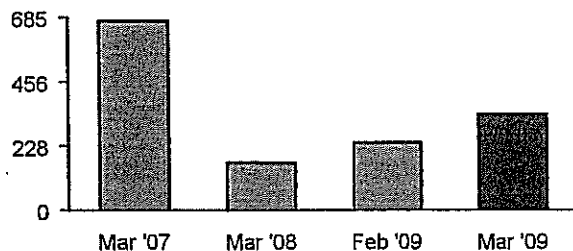
Your next meter read will be on or about Apr 27 '09.

	Electricity (kWh)
Winter Season	
Mid peak	6,450
Off peak	3,732
<b>Total</b>	<b>10,182</b>

Maximum demand is 114.0 kW

*County*

## Your daily average electricity usage (kWh)



**Your monthly usage may be higher than usual...**  
Based on your historical usage pattern, your monthly usage is trending higher than normal. As a result, you may notice an increase in your bill. If you would like information on tips and programs that can help you lower your energy usage and your bill, please visit [www.sce.com/billhelper](http://www.sce.com/billhelper).

Please return the payment stub below with your payment and make your check payable to Southern California Edison.  
If you want to pay in person, call 1-800-747-8908 for locations, or you can pay online at [www.sce.com](http://www.sce.com).

(4-574) Tear here

Tear here



Customer account 2-28-398-6784  
Please write this number on your check. Make your check payable to Southern California Edison.

Amount due by Apr 16 '09 **\$1,723.60**

Amount enclosed \$

CSS0328.P5.0012.001723 01 AT 0.346 \*\*C002



WHITE FENCE FARMS MUTUAL WATER  
41901 20TH ST W  
PALMDALE, CA 93551-1315

P.O. BOX 300  
ROSEMEAD, CA 91772-0001

28 398 6784 00000091 000000000000172360000172360

**WHITE FENCE FARMS MUTUAL WATER CO.**

41901 N. 20TH STREET WEST  
PALMDALE, CA 93551

**WELLS FARGO BANK, N.A.**

CALIFORNIA  
WELLSFARGO.COM

12800

16-24-1220

05/11/2009

PAY TO THE ORDER OF Southern California Edison

\$ \*\*2,489.07

Two Thousand Four Hundred Eighty-Nine and 07/100\*\*\*\*\*

DOLLARS

Southern California Edison  
P.O. Box 600  
Rosemead, CA 91771-0001

*[Signature]*  
*[Signature]*

ETN (E)Check Fraud  
Protection for Business

MEMO

2-28-398-6784 County 5/18/09

**WHITE FENCE FARMS MUTUAL WATER CO.**

Southern California Edison

Date	Type	Reference
5/4/2009	Bill	6784 5/18 County

Original Amt.  
2,489.07

05/11/2009	
Balance Due	Discount
2,489.07	
Check Amount	

12800

Payment
2,489.07
2,489.07

Wells Fargo 2-28-398-6784 County 5/18/09

2,489.07

**WHITE FENCE FARMS MUTUAL WATER CO.**

Southern California Edison

Date	Type	Reference
5/4/2009	Bill	6784 5/18 County

Original Amt.  
2,489.07

05/11/2009	
Balance Due	Discount
2,489.07	
Check Amount	

12800

Payment
2,489.07
2,489.07

Wells Fargo 2-28-398-6784 County 5/18/09

2,489.07

For billing and service inquiries  
call 1-800-896-1245, 24 hrs a day, 7 days a week

Date bill prepared: Apr 29 '09

**Customer account** 2-28-398-6784  
**Service account** 3-003-4216-87  
41501 20TH ST W  
PALMDALE, CA 93551  
**Rotating outage** Group N001

## Your account summary

Amount of your last bill	\$1,723.60
Payment we received on Apr 10 '09 - thank you	-\$1,723.60
Balance forward	\$0.00
Your new charges	\$2,489.07
<b>Total amount you owe by May 18 '09</b>	<b>\$2,489.07</b>

## Compare the electricity you are using

For meter 345M-006018 from Mar 26 '09 to Apr 27 '09  
**Total electricity you used this month in kWh**

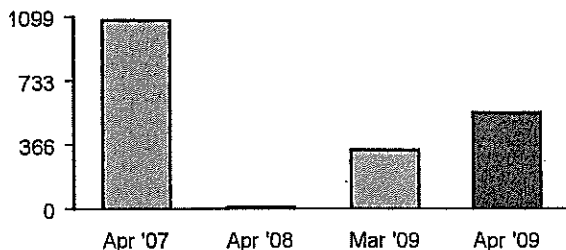
**18,092**

Your next meter read will be on or about May 27 '09.

	Electricity (kWh)
Winter Season	
Mid peak	11,395
Off peak	6,697
<b>Total</b>	<b>18,092</b>

Maximum demand is 114.0 kW

### Your daily average electricity usage (kWh)



**COUNTY**

**Your monthly usage may be higher than usual...**  
Based on your historical usage pattern, your monthly usage is trending higher than normal. As a result, you may notice an increase in your bill. If you would like information on tips and programs that can help you lower your energy usage and your bill, please visit [www.sce.com/billhelper](http://www.sce.com/billhelper).

Please return the payment stub below with your payment and make your check payable to Southern California Edison.  
If you want to pay in person, call 1-800-747-8908 for locations, or you can pay online at [www.sce.com](http://www.sce.com).

(14-574) Tear here

Tear here

### Usage comparison

	Apr '07	Apr '08	May '08	Jun '08	Jul '08	Aug '08	Sep '08	Oct '08	Nov '08	Dec '08	Jan '09	Feb '09	Mar '09	Apr '09
Total kWh used	30,781	770	333	4,704	2,758	3,429	37,652	34,356	14,487	3,070	8,950	8,251	10,182	18,092
Number of days	28	30	28	33	29	29	33	30	32	29	31	33	29	32
Appx. average kWh used/day	1,099	25	11	142	95	118	1,140	1,145	452	105	288	250	351	565

## Details of your new charges

Your rate: TOU-PA-A

Billing period: Mar 26 '09 to Apr 27 '09 (32 days)

### Delivery charges

#### Energy-Winter

Mid peak	3,205 kWh x \$0.00572	\$18.33
Mid peak	8,190 kWh x \$0.00551	\$45.13
Off peak	1,884 kWh x \$0.00572	\$10.78
Off peak	4,813 kWh x \$0.00551	\$26.52
DWR bond charge	18,092 kWh x \$0.00491	\$88.83
Customer charge		\$22.97
Customer charge		\$68.14
Service charge	140 HP x \$3.98000 x 9/32 days	\$156.71
Service charge	140 HP x \$4.50000 x 23/32 days	\$452.81

### Your Delivery charges include:

- \$92.43 transmission charges
- \$619.85 distribution charges
- \$10.67 nuclear decommissioning charges
- \$70.46 public purpose programs charge
- \$3.62 new system generation charge

### Generation charges

#### DWR

#### Energy-Winter

Mid peak	967 kWh x \$0.06231	\$60.25
Mid peak	2,472 kWh x \$0.06210	\$153.51
Off peak	568 kWh x \$0.06231	\$35.39
Off peak	1,453 kWh x \$0.06210	\$90.23

#### SCE

#### Energy-Winter

Mid peak	2,238 kWh x \$0.11068	\$247.70
Mid peak	5,718 kWh x \$0.11244	\$642.93
Off peak	1,315 kWh x \$0.02360	\$31.03
Off peak	3,361 kWh x \$0.02428	\$81.61
Service charge	140 HP x \$1.03000 x 9/32 days	\$40.56
Service charge	140 HP x \$1.04000 x 23/32 days	\$104.65

### Your Generation charges include:

- \$41.79 competition transition charge

### Your overall energy charges include:

- \$5.79 franchise fees
- \$15.67 franchise fees

### Additional information:

- DWR provided 30.181% of the energy you used this month
- Service voltage: 480 volts
- Billing horsepower: 140.0 HP

Subtotal of your new charges		\$2,378.08
Los Angeles Co UUT	\$2,378.08 x 4.50000 %	\$107.01
State tax	18,092 kWh x \$0.00022	\$3.98
<b>Your new charges</b>		<b>\$2,489.07</b>

## Things you should know

### NEW SYSTEM RELIABILITY CHARGE...

The California Public Utilities Commission has authorized the New System Generation Charge (NSGC) for recovery of costs associated with increased system reliability during times of peak demand. This charge applies to all customers in SCE territory who will benefit from increased system reliability, whether the customer receives energy from SCE or some other supplier. The new charge will appear on your bill every month.

For billing and service inquiries  
call 1-800-896-1245, 24 hrs a day, 7 days a week

Date bill prepared: Apr 29 '09

Customer account 2-28-398-6784  
Service account 3-003-4216-87  
41501 20TH ST W  
PALMDALE, CA 93551  
Rotating outage Group N001

## Your account summary

Amount of your last bill	\$1,723.60
Payment we received on Apr 10 '09 - thank you	-\$1,723.60
Balance forward	\$0.00
Your new charges	\$2,489.07
<b>Total amount you owe by May 18 '09</b>	<b>\$2,489.07</b>

## Compare the electricity you are using

For meter 345M-006018 from Mar 26 '09 to Apr 27 '09  
Total electricity you used this month in kWh

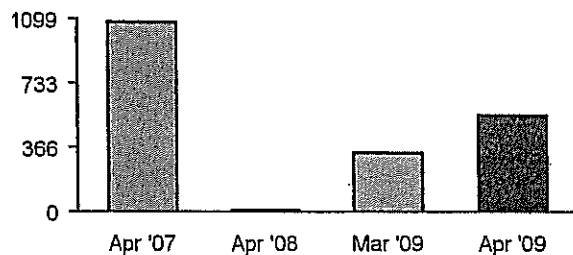
18,092

Your next meter read will be on or about May 27 '09.

	Electricity (kWh)
Winter Season	
Mid peak	11,395
Off peak	6,697
<b>Total</b>	<b>18,092</b>

Maximum demand is 114.0 kW

## Your daily average electricity usage (kWh)



**COUNTY**

Your monthly usage may be higher than usual...  
Based on your historical usage pattern, your monthly usage is trending higher than normal. As a result, you may notice an increase in your bill. If you would like information on tips and programs that can help you lower your energy usage and your bill, please visit [www.sce.com/billhelper](http://www.sce.com/billhelper).

Please return the payment stub below with your payment and make your check payable to Southern California Edison.

If you want to pay in person, call 1-800-747-8908 for locations, or you can pay online at [www.sce.com](http://www.sce.com).

Tear here



Customer account 2-28-398-6784  
Please write this number on your check. Make your check payable to Southern California Edison.

Amount due by May 18 '09 **\$2,489.07**

Amount enclosed \$

CSS0429.P5.0011.001899 01 AT 0.346 \*\*C002



WHITE FENCE FARMS MUTUAL WATER  
4190120TH ST W  
PALMDALE, CA 93551-1315

P.O. BOX 300  
ROSEMEAD, CA 91772-0001

28 398 6784 00000097 000000000000248907000248907



**WHITE FENCE FARMS MUTUAL WATER CO.**

41901 N. 20TH STREET WEST  
PALMDALE, CA 93551

**WELLS FARGO BANK, N.A.**

CALIFORNIA  
WELLSFARGO.COM

12828

16-24-1220

06/02/2009

PAY TO THE ORDER OF Southern California Edison

\$ \*\*2,832.93

Two Thousand Eight Hundred Thirty-Two and 93/100\*\*\*\*\*

DOLLARS

Southern California Edison  
P.O. Box 600  
Rosemead, CA 91771-0001

*[Signature]*  
*[Signature]*

WELLS FARGO Check Fraud  
Protection for Business

MEMO

2-28-398-6784 County 6/17/09

**WHITE FENCE FARMS MUTUAL WATER CO.**

Southern California Edison

Date	Type	Reference
6/2/2009	Bill	6784 County 6/17/09

Original Amt.  
2,832.93

	06/02/2009
Balance Due	Discount
2,832.93	
Check Amount	

12828

Payment  
2,832.93  
2,832.93

Wells Fargo - 2-28-398-6784 County 6/17/09

2,832.93

**WHITE FENCE FARMS MUTUAL WATER CO.**

Southern California Edison

Date	Type	Reference
6/2/2009	Bill	6784 County 6/17/09

Original Amt.  
2,832.93

	06/02/2009
Balance Due	Discount
2,832.93	
Check Amount	

12828

Payment  
2,832.93  
2,832.93

Wells Fargo - 2-28-398-6784 County 6/17/09

2,832.93

For billing and service inquiries call 1-800-896-1245,  
24 hrs a day, 7 days a week

Date bill prepared: May 29 '09

**Customer account** 2-28-398-6784  
**Service account** 3-003-4216-87  
41501 20TH ST W  
PALMDALE, CA 93551  
**Rotating outage** Group N001

## Your account summary

Amount of your last bill	\$2,489.07
Payment we received on May 15 '09 - thank you	-\$2,489.07
Balance forward	\$0.00
Your new charges	\$2,832.93
<b>Total amount you owe by Jun 17 '09</b>	<b>\$2,832.93</b>

## Compare the electricity you are using

For meter 345M-006018 from Apr 27 '09 to May 27 '09  
Total electricity you used this month in kWh

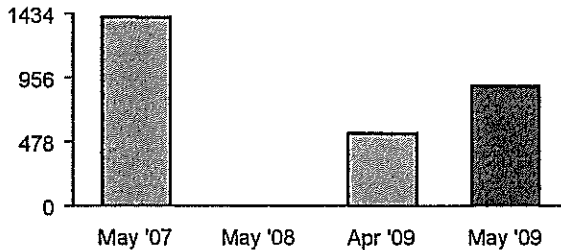
27,401

Your next meter read will be on or about Jun 25 '09.

	Electricity (kWh)
Winter Season	
Mid peak	9,497
Off peak	17,904
<b>Total</b>	<b>27,401</b>

Maximum demand is 128.0 kW

## Your daily average electricity usage (kWh)



**COUNTY**

Your monthly usage may be higher than usual...  
Based on your historical usage pattern, your monthly usage is trending higher than normal. As a result, you may notice an increase in your bill. If you would like information on tips and programs that can help you lower your energy usage and your bill, please visit [www.sce.com/billhelper](http://www.sce.com/billhelper).

Please return the payment stub below with your payment and make your check payable to Southern California Edison.  
If you want to pay in person, call 1-800-747-8908 for locations, or you can pay online at [www.sce.com](http://www.sce.com).

Tear here

Tear here

### Usage comparison

	May '07	May '08	Jun '08	Jul '08	Aug '08	Sep '08	Oct '08	Nov '08	Dec '08	Jan '09	Feb '09	Mar '09	Apr '09	May '09
Total kWh used	43,024	333	4,704	2,758	3,429	37,652	34,356	14,487	3,070	8,950	8,251	10,182	18,092	27,401
Number of days	30	28	33	29	29	33	30	32	29	31	33	29	32	30
Appx. average kWh used/day	1,434	11	142	95	118	1,140	1,145	452	105	288	250	351	565	913

## Details of your new charges

Your rate: TOU-PA-A

Billing period: Apr 27 '09 to May 27 '09 (30 days)

### Delivery charges

Energy-Winter		
Mid peak	9,497 kWh x \$0.00551	\$52.33
Off peak	17,904 kWh x \$0.00551	\$98.65
DWR bond charge	27,401 kWh x \$0.00491	\$134.54
Customer charge		\$94.80
Service charge	140 HP x \$4.50000	\$630.00

### Your Delivery charges include:

- \$84.91 transmission charges
- \$655.79 distribution charges
- \$16.17 nuclear decommissioning charges
- \$106.86 public purpose programs charge
- \$5.48 new system generation charge

### Generation charges

DWR		
Energy-Winter		
Mid peak	2,229 kWh x \$0.06210	\$138.42
Off peak	4,202 kWh x \$0.06210	\$260.94
SCE		
Energy-Winter		
Mid peak	7,268 kWh x \$0.11244	\$817.21
Off peak	13,702 kWh x \$0.02428	\$332.68
Service charge	140 HP x \$1.04000	\$145.60

### Your Generation charges include:

- \$63.30 competition transition charge

### Your overall energy charges include:

- \$24.51 franchise fees

### Additional information:

- DWR provided 23.470% of the energy you used this month
- Service voltage: 480 volts
- Billing horsepower: 140.0 HP

Subtotal of your new charges		\$2,705.17
Los Angeles Co UUT	\$2,705.17 x 4.50000 %	\$121.73
State tax	27,401 kWh x \$0.00022	\$6.03
<b>Your new charges</b>		<b>\$2,832.93</b>

## Things you should know

Discover the most convenient way to receive your bill.

Learn more at [www.sce.com/paperless](http://www.sce.com/paperless)

**WHITE FENCE FARMS MUTUAL WATER CO.**

41901 N. 20TH STREET WEST  
PALMDALE, CA 93551

**WELLS FARGO BANK, N.A.**

CALIFORNIA  
WELLSFARGO.COM

12865

16-24-1220

07/06/2009

PAY TO THE ORDER OF Southern California Edison

\$ \*\*3,246.83

Three Thousand Two Hundred Forty-Six and 83/100\*\*\*\*\*

DOLLARS

Southern California Edison  
P.O. Box 600  
Rosemead, CA 91771-0001

*[Handwritten Signature]*  
*[Handwritten Signature]*

MEMO 2-28-398-6784 County 7/16/09

**WHITE FENCE FARMS MUTUAL WATER CO.**

Southern California Edison

Date 7/6/2009 Type Bill Reference 6784 County 7/16/09

Original Amt. 3,246.83

Balance Due 3,246.83

Check Amount

Payment 3,246.83  
3,246.83

07/06/2009

12865

**COUNTY  
2009**

Wells Fargo - 2-28-398-6784 County 7/16/09

3,246.83

**WHITE FENCE FARMS MUTUAL WATER CO.**

Southern California Edison

Date 7/6/2009 Type Bill Reference 6784 County 7/16/09

Original Amt. 3,246.83

Balance Due 3,246.83

Check Amount

Payment 3,246.83  
3,246.83

07/06/2009

12865

Wells Fargo - 2-28-398-6784 County 7/16/09

3,246.83

For billing and service inquiries call 1-800-896-1245,  
24 hrs a day, 7 days a week

Date bill prepared: Jun 27 '09

Customer account 2-28-398-6784  
Service account 3-003-4216-87  
41501 20TH ST W  
PALMDALE, CA 93551  
Rotating outage Group N001

## Your account summary

Amount of your last bill	\$2,832.93
Payment we received on Jun 08 '09 - thank you	-\$2,832.93
Balance forward	\$0.00
Your new charges	\$3,246.83
<b>Total amount you owe by Jul 16 '09</b>	<b>\$3,246.83</b>

## Compare the electricity you are using

For meter 345M-006018 from May 27 '09 to Jun 25 '09  
Total electricity you used this month in kWh

31,533

Your next meter read will be on or about Jul 27 '09.

	Electricity (kWh)	Maximum demand is 131.0 kW
Summer Season		
On peak	4,273	
Mid peak	7,670	
Off peak	13,447	
Winter Season		
Mid peak	2,010	
Off peak	4,133	
<b>Total</b>	<b>31,533</b>	


County 09

Please return the payment stub below with your payment and make your check payable to Southern California Edison.  
If you want to pay in person, call 1-800-741-8908 for locations, or you can pay online at [www.sce.com](http://www.sce.com).

Tear here

Tear here

(14-574)

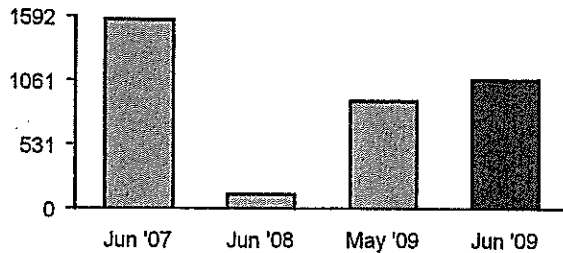


SOUTHERN CALIFORNIA  
**EDISON®**

An EDISON INTERNATIONAL® Company

WHITE FENCE FARMS MUTUAL WATER /Page 3 of 6

### Your daily average electricity usage (kWh)



**Your monthly usage may be higher than usual...**  
Based on your historical usage pattern, your monthly usage is trending higher than normal. As a result, you may notice an increase in your bill. If you would like information on tips and programs that can help you lower your energy usage and your bill, please visit [www.sce.com/billhelper](http://www.sce.com/billhelper).

### Usage comparison

	Jun '07	Jun '08	Jul '08	Aug '08	Sep '08	Oct '08	Nov '08	Dec '08	Jan '09	Feb '09	Mar '09	Apr '09	May '09	Jun '09
Total kWh used	46,162	4,704	2,758	3,429	37,652	34,356	14,487	3,070	8,950	8,251	10,182	18,092	27,401	31,533
Number of days	29	33	29	29	33	30	32	29	31	33	29	32	30	29
Appx. average kWh used/day	1,591	142	95	118	1,140	1,145	452	105	288	250	351	565	913	1,087

## Details of your new charges

Your rate: TOU-PA-A

Billing period: May 27 '09 to Jun 25 '09 (29 days Winter/Summer Season)

### Delivery charges

#### Energy-Summer

On peak	4,273 kWh x \$0.00590
Mid peak	7,670 kWh x \$0.00590
Off peak	13,447 kWh x \$0.00590

#### Energy-Winter

Mid peak	2,010 kWh x \$0.00551
Off peak	4,133 kWh x \$0.00551

#### DWR bond charge

31,533 kWh x \$0.00491

#### Customer charge

#### Service charge

140 HP x \$4.50000

\$25.21

\$45.25

\$79.34

\$11.08

\$22.77

\$154.82

\$94.80

\$630.00

### Your Delivery charges include:

- \$82.51 transmission charges
- \$660.58 distribution charges
- \$18.60 nuclear decommissioning charges
- \$122.98 public purpose programs charge
- \$16.21 new system generation charge

### Your Generation charges include:

- \$72.84 competition transition charge

### Your overall energy charges include:

- \$28.09 franchise fees

### Additional information:

- DWR provided 24.366% of the energy you used this month
- Service voltage: 480 volts
- Billing horsepower: 140.0 HP

### Generation charges

#### DWR

#### Energy-Summer

On peak	1,041 kWh x \$0.06225
Mid peak	1,869 kWh x \$0.06225
Off peak	3,276 kWh x \$0.06225

#### Energy-Winter

Mid peak	490 kWh x \$0.06210
Off peak	1,007 kWh x \$0.06210

#### SCE

#### Energy-Summer

On peak	3,232 kWh x \$0.11697
Mid peak	5,801 kWh x \$0.09480
Off peak	10,171 kWh x \$0.02358

\$64.80

\$116.35

\$203.93

\$30.43

\$62.53

\$378.05

\$549.93

\$239.83

(Continued on next page)

12904

**WHITE FENCE FARMS MUTUAL WATER CO.**41901 N. 20TH STREET WEST  
PALMDALE, CA 93551**WELLS FARGO BANK, N.A.**CALIFORNIA  
WELLSFARGO.COM

16-24-1220



08/03/2009

PAY TO THE ORDER OF Southern California Edison

\$3,727.00

Three Thousand Seven Hundred Twenty-Seven and 00/100\*\*\*\*\*

DOLLARS

Details on back.  
Security Features IncludedSouthern California Edison  
P.O. Box 600  
Rosemead, CA 91771-0001  


MEMO

**WHITE FENCE FARMS MUTUAL WATER CO.**

Southern California Edison

08/03/2009

12904

Date	Type	Reference	Original Amt.	Balance Due	Discount	Payment
8/3/2009	Bill	6784 8/17/09 County	3,727.00	3,727.00		3,727.00
				Check Amount		3,727.00

Wells Fargo

3,727.00

**WHITE FENCE FARMS MUTUAL WATER CO.**

Southern California Edison

08/03/2009

12904

Date	Type	Reference	Original Amt.	Balance Due	Discount	Payment
8/3/2009	Bill	6784 8/17/09 County	3,727.00	3,727.00		3,727.00
				Check Amount		3,727.00

Wells Fargo -

3,727.00

For billing and service inquiries call 1-800-896-1245,  
24 hrs a day, 7 days a week

Date bill prepared: Jul 29 '09

**Customer account** 2-28-398-6784  
**Service account** 3-003-4216-87  
41501 20TH ST W  
PALMDALE, CA 93551  
**Rotating outage** Group N001

## Your account summary

Amount of your last bill	\$3,246.83
Payment we received on Jul '10 '09 - thank you	-\$3,246.83
Balance forward	\$0.00
Your new charges	\$3,727.00
<b>Total amount you owe by Aug 17 '09</b>	<b>\$3,727.00</b>

## Compare the electricity you are using

For meter 345M-006018 from Jun 25 '09 to Jul 24 '09  
Total electricity you used this month in kWh

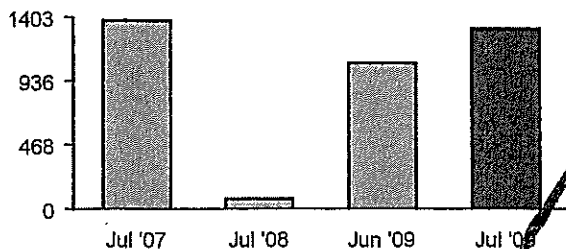
38,860

Your next meter read will be on or about Aug 25 '09.

	Electricity (kWh)
Summer Season	
On peak	5,857
Mid peak	10,581
Off peak	22,422
<b>Total</b>	<b>38,860</b>

Maximum demand is 138.0 kW

## Your daily average electricity usage (kWh)



**COVILTY**

Your monthly usage may be higher than usual...  
Based on your historical usage pattern, your monthly  
usage is trending higher than normal. As a result, you  
may notice an increase in your bill. If you would like  
information on tips and programs that can help you  
lower your energy usage and your bill, please visit  
[www.sce.com/billhelp](http://www.sce.com/billhelp)

Please return the payment stub below with your payment and make your check payable to Southern California Edison.  
If you want to pay in person, call 1-800-747-8908 for locations, or you can pay online at [www.sce.com](http://www.sce.com).

Tear here

Tear here



**Usage comparison**

	Jul '07	Jul '08	Aug '08	Sep '08	Oct '08	Nov '08	Dec '08	Jan '09	Feb '09	Mar '09	Apr '09	May '09	Jun '09	Jul '09
Total kWh used	44,910	2,758	3,429	37,652	34,356	14,487	3,070	8,950	8,251	10,182	18,092	27,401	31,533	38,860
Number of days	32	29	29	33	30	32	29	31	33	29	32	30	29	29
Appx. average kWh used/day	1,403	95	118	1,140	1,145	452	105	288	250	351	565	913	1,087	1,340

**Details of your new charges**

Your rate: TOU-PA-A

Billing period: Jun 25 '09 to Jul 24 '09 (29 days)

**Delivery charges**

**Energy-Summer**

On peak	5,857 kWh x \$0.00590	\$34.56
Mid peak	10,581 kWh x \$0.00590	\$62.43
Off peak	22,422 kWh x \$0.00590	\$132.29
DWR bond charge	38,860 kWh x \$0.00491	\$190.80
Customer charge		\$94.80
Service charge	140 HP x \$4.50000	\$630.00

**Your Delivery charges include:**

- \$78.26 transmission charges
- \$669.07 distribution charges
- \$22.93 nuclear decommissioning charges
- \$151.55 public purpose programs charge
- \$22.93 new system generation charge

**Generation charges**

**DWR**

**Energy-Summer**

On peak	1,517 kWh x \$0.06225	\$94.43
Mid peak	2,741 kWh x \$0.06225	\$170.63
Off peak	5,808 kWh x \$0.06225	\$361.55

**Your Generation charges include:**

- \$89.77 competition transition charge

**SCE**

**Energy-Summer**

On peak	4,340 kWh x \$0.11697	\$507.65
Mid peak	7,840 kWh x \$0.09480	\$743.23
Off peak	16,614 kWh x \$0.02358	\$391.76
Service charge	140 HP x \$1.03000	\$144.20

**Additional information:**

- DWR provided 25.902% of the energy you used this month
- Service voltage: 480 volts
- Billing horsepower: 140.0 HP

Subtotal of your new charges		\$3,558.33
Los Angeles Co UUT	\$3,558.33 x 4.50000 %	\$160.12
State tax	38,860 kWh x \$0.00022	\$8.55
<b>Your new charges</b>		<b>\$3,727.00</b>

12941

**WHITE FENCE FARMS MUTUAL WATER CO.**41901 N. 20TH STREET WEST  
PALMDALE, CA 93551**WELLS FARGO BANK, N.A.**CALIFORNIA  
WELLSFARGO.COM

16-24-1220


09/01/2009

PAY TO THE ORDER OF Southern California Edison

\$\*\*4,152.67

Four Thousand One Hundred Fifty-Two and 67/100\*\*\*\*\*

DOLLARS

Southern California Edison  
P.O. Box 600  
Rosemead, CA 91771-0001

MEMO 2-28-398-6784 9/15/09 County

**WHITE FENCE FARMS MUTUAL WATER CO.**

Southern California Edison

09/01/2009

12941

Date	Type	Reference	Original Amt.	Balance Due	Discount	Payment
9/1/2009	Bill	6784 9/15/09 County	4,152.67	4,152.67		4,152.67
				Check Amount		4,152.67

Wells Fargo 2-28-398-6784 9/15/09 County 4,152.67

**WHITE FENCE FARMS MUTUAL WATER CO.**

Southern California Edison

09/01/2009

12941

Date	Type	Reference	Original Amt.	Balance Due	Discount	Payment
9/1/2009	Bill	6784 9/15/09 County	4,152.67	4,152.67		4,152.67
				Check Amount		4,152.67

Wells Fargo - 2-28-398-6784 9/15/09 County 4,152.67

For billing and service inquiries call 1-800-896-1245,  
24 hrs a day, 7 days a week

Date bill prepared: Aug 27 '09

**Customer account** 2-28-398-6784  
**Service account** 3-003-4216-87  
41501 20TH ST W  
PALMDALE, CA 93551  
**Rotating outage** Group N001

## Your account summary

Amount of your last bill	\$3,727.00
Payment we received on Aug 11 '09 - thank you	-\$3,727.00
Balance forward	\$0.00
Your new charges	\$4,152.67
<b>Total amount you owe by Sep 15 '09</b>	<b>\$4,152.67</b>

## Compare the electricity you are using

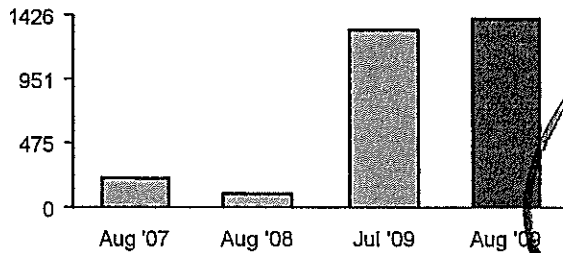
For meter 345M-006018 from Jul 24 '09 to Aug 24 '09  
Total electricity you used this month in kWh

44,205

Your next meter read will be on or about Sep 24 '09.

Electricity (kWh)		Maximum demand is 140.0 kW
Summer Season		
On peak	6,680	
Mid peak	9,907	
Off peak	27,618	
<b>Total</b>	<b>44,205</b>	

## Your daily average electricity usage (kWh)



**COUNTY**

**Your monthly usage may be higher than usual...**  
Based on your historical usage pattern, your monthly usage is trending higher than normal. As a result, you may notice an increase in your bill. If you would like information on tips and programs that can help you lower your energy usage and your bill, please visit [www.sce.com/billhelper](http://www.sce.com/billhelper).

Please return the payment stub below with your payment and make your check payable to Southern California Edison.  
If you want to pay in person, call 1-800-747-8908 for locations, or you can pay online at [www.sce.com](http://www.sce.com).

Tear here

Tear here

### Usage comparison

	Aug '07	Aug '08	Sep '08	Oct '08	Nov '08	Dec '08	Jan '09	Feb '09	Mar '09	Apr '09	May '09	Jun '09	Jul '09	Aug '09
Total kWh used	6,901	3,429	37,652	34,356	14,487	3,070	8,950	8,251	10,182	18,092	27,401	31,533	38,860	44,205
Number of days	29	29	33	30	32	29	31	33	29	32	30	29	29	31
Appx. average kWh used/day	237	118	1,140	1,145	452	105	288	250	351	565	913	1,087	1,340	1,425

### Details of your new charges

Your rate: TOU-PA-A

Billing period: Jul 24 '09 to Aug 24 '09 (31 days)

#### Delivery charges

##### Energy-Summer

On peak	6,680 kWh x \$0.00590
Mid peak	9,907 kWh x \$0.00590
Off peak	27,618 kWh x \$0.00590
DWR bond charge	44,205 kWh x \$0.00491

Customer charge

Service charge

165 HP x \$4.50000

\$39.41

\$58.45

\$162.95

\$217.05

\$94.80

\$742.50

#### Your Delivery charges include:

- \$93.16 transmission charges
- \$769.78 distribution charges
- \$26.08 nuclear decommissioning charges
- \$172.40 public purpose programs charge
- \$26.08 new system generation charge

#### Generation charges

##### DWR

##### Energy-Summer

On peak	1,892 kWh x \$0.06225
Mid peak	2,807 kWh x \$0.06225
Off peak	7,824 kWh x \$0.06225

##### SCE

##### Energy-Summer

On peak	4,788 kWh x \$0.11697
Mid peak	7,100 kWh x \$0.09480
Off peak	19,794 kWh x \$0.02358
Service charge	165 HP x \$1.03000

\$117.78

\$174.74

\$487.04

\$560.05

\$673.08

\$466.74

\$169.95

#### Your Generation charges include:

- \$102.11 competition transition charge

#### Your overall energy charges include:

- \$35.92 franchise fees

#### Additional information:

- DWR provided 28.330% of the energy you used this month
- Service voltage: 480 volts
- Billing horsepower: 165.0 HP

Subtotal of your new charges

Los Angeles Co UUT

State tax

Your new charges

\$3,964.54 x 4.50000 %

44,205 kWh x \$0.00022

\$3,964.54

\$178.40

\$9.73

\$4,152.67

For billing and service inquiries call 1-800-896-1245,  
24 hrs a day, 7 days a week

Date bill prepared: Aug 27 '09

Customer account 2-28-398-6784  
Service account 3-003-4216-87  
41501 20TH ST W  
PALMDALE, CA 93551  
Rotating outage Group N001

## Your account summary

Amount of your last bill	\$3,727.00
Payment we received on Aug 11 '09 - thank you	-\$3,727.00
Balance forward	\$0.00
Your new charges	\$4,152.67
<b>Total amount you owe by Sep 15 '09</b>	<b>\$4,152.67</b>

## Compare the electricity you are using

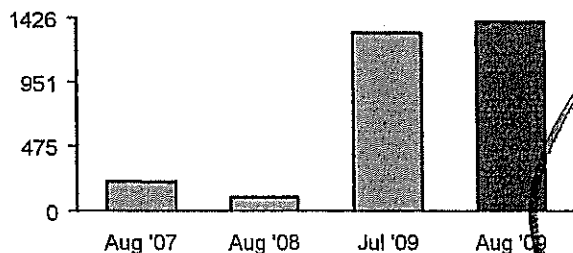
For meter 345M-006018 from Jul 24 '09 to Aug 24 '09  
Total electricity you used this month in kWh

44,205

Your next meter read will be on or about Sep 24 '09.

	Electricity (kWh)	Maximum demand is 140.0 kW
Summer Season		
On peak	6,680	
Mid peak	9,907	
Off peak	27,618	
<b>Total</b>	<b>44,205</b>	

## Your daily average electricity usage (kWh)



**Your monthly usage may be higher than usual...**  
Based on your historical usage pattern, your monthly usage is trending higher than normal. As a result, you may notice an increase in your bill. If you would like information on tips and programs that can help you lower your energy usage and your bill, please visit [www.sce.com/billhelper](http://www.sce.com/billhelper).

Please return the payment stub below with your payment and make your check payable to Southern California Edison.  
If you want to pay in person, call 1-800-747-8908 for locations, or you can pay online at [www.sce.com](http://www.sce.com).

14-574) Tear here

Tear here



Customer account 2-28-398-6784  
Please write this number on your check. Make your check payable to Southern California Edison.

Amount due by Sep 15 '09 **\$4,152.67**

Amount enclosed \$

CSS0827.P5.0011.001871 01 AT 0.357 \*\*C002



WHITE FENCE FARMS MUTUAL WATER  
41901 20TH ST W  
PALMDALE, CA 93551-1315

P.O. BOX 300  
ROSEMEAD, CA 91772-0001

28 398 6784 00000092 000000000000415267000415267

12982

**WHITE FENCE FARMS MUTUAL WATER CO.**41901 N. 20TH STREET WEST  
PALMDALE, CA 93551**WELLS FARGO BANK, N.A.**CALIFORNIA  
WELLSFARGO.COM


16-24-1220

10/05/2009


PAY TO THE Southern California Edison  
ORDER OF

\$\*\*3,858.69

Three Thousand Eight Hundred Fifty-Eight and 69/100\*\*\*\*\*

DOLLARS **D**Southern California Edison  
P.O. Box 600  
Rosemead, CA 91771-0001

MEMO 2-28-398-6784 10/15/09 County

**WHITE FENCE FARMS MUTUAL WATER CO.**

Southern California Edison

Date 10/5/2009 Type Bill Reference 6784 10/15/09 County

Original Amt.  
3,858.6910/05/2009  
Balance Due 3,858.69

Check Amount

12982

Payment  
3,858.69  
3,858.69

Wells Fargo - 2-28-398-6784 10/15/09 County

3,858.69

**WHITE FENCE FARMS MUTUAL WATER CO.**

Southern California Edison

Date 10/5/2009 Type Bill Reference 6784 10/15/09 County

Original Amt.  
3,858.6910/05/2009  
Balance Due 3,858.69

Check Amount

12982

Payment  
3,858.69  
3,858.69

Wells Fargo - 2-28-398-6784 10/15/09 County

3,858.69

For billing and service inquiries call 1-800-896-1245,  
24 hrs a day, 7 days a week

Date bill prepared: Sep 26 '09

**Customer account** 2-28-398-6784  
**Service account** 3-003-4216-87  
41501 20TH ST W  
PALMDALE, CA 93551  
**Rotating outage** Group N001

## Your account summary

Amount of your last bill	\$4,152.67
Payment we received on Sep 08 '09 - thank you	-\$4,152.67
Balance forward	\$0.00
Your new charges	\$3,858.69
<b>Total amount you owe by Oct 15 '09</b>	<b>\$3,858.69</b>

## Compare the electricity you are using

For meter 345M-006018 from Aug 24 '09 to Sep 23 '09  
Total electricity you used this month in kWh

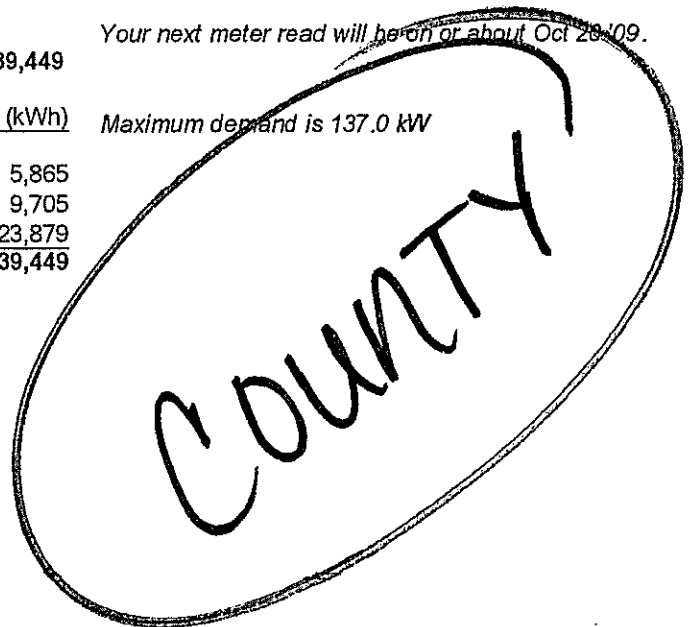
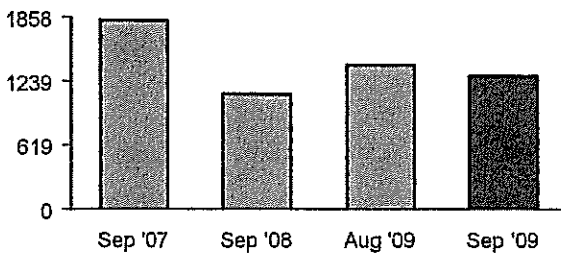
39,449

Your next meter read will be on or about Oct 28 '09.

	Electricity (kWh)
Summer Season	
On peak	5,865
Mid peak	9,705
Off peak	23,879
<b>Total</b>	<b>39,449</b>

Maximum demand is 137.0 kW

## Your daily average electricity usage (kWh)



Please return the payment stub below with your payment and make your check payable to Southern California Edison.  
If you want to pay in person, call 1-800-747-8908 for locations, or you can pay online at [www.sce.com](http://www.sce.com).

Tear here

Tear here

### Usage comparison

	Sep '07	Sep '08	Oct '08	Nov '08	Dec '08	Jan '09	Feb '09	Mar '09	Apr '09	May '09	Jun '09	Jul '09	Aug '09	Sep '09
Total kWh used	55,754	37,652	34,356	14,487	3,070	8,950	8,251	10,182	18,092	27,401	31,533	38,860	44,205	39,449
Number of days	30	33	30	32	29	31	33	29	32	30	29	29	31	30
Appx. average kWh used/day	1,858	1,140	1,145	452	105	288	250	351	565	913	1,087	1,340	1,425	1,314

## Details of your new charges

Your rate: TOU-PA-A

Billing period: Aug 24 '09 to Sep 23 '09 (30 days)

### Delivery charges

#### Energy-Summer

On peak

5,865 kWh x \$0.00590

\$34.60

Mid peak

9,705 kWh x \$0.00590

\$57.26

Off peak

23,879 kWh x \$0.00590

\$140.89

DWR bond charge

39,449 kWh x \$0.00491

\$193.69

Customer charge

\$94.80

Service charge

165 HP x \$4.50000

\$742.50

### Your Delivery charges include:

- \$95.92 transmission charges
- \$764.26 distribution charges
- \$23.27 nuclear decommissioning charges
- \$153.85 public purpose programs charge
- \$23.28 new system generation charge

### Generation charges

#### DWR

#### Energy-Summer

On peak

1,667 kWh x \$0.06225

\$103.77

Mid peak

2,758 kWh x \$0.06225

\$171.69

Off peak

6,785 kWh x \$0.06225

\$422.37

#### SCE

#### Energy-Summer

On peak

4,198 kWh x \$0.11697

\$491.04

Mid peak

6,947 kWh x \$0.09480

\$658.58

Off peak

17,094 kWh x \$0.02358

\$403.08

Service charge

165 HP x \$1.03000

\$169.95

### Your Generation charges include:

- \$91.13 competition transition charge

### Your overall energy charges include:

- \$33.38 franchise fees

### Additional information:

- DWR provided 28.415% of the energy you used this month
- Service voltage: 480 volts
- Billing horsepower: 165.0 HP

Subtotal of your new charges

\$3,684.22

Los Angeles Co UUT

\$3,684.22 x 4.50000 %

\$165.79

State tax

39,449 kWh x \$0.00022

\$8.68

Your new charges

\$3,858.69

## Things you should know

### Looking for a more convenient way to receive and pay your monthly electric bill?

Online Billing lets you view your current bill and review your account history without receiving a paper bill. Online Payment offers the convenience of paying online, any time of day, seven days a week. You'll save on postage, too. Enroll in SCE's free My Account service today at [www.sce.com/mybill](http://www.sce.com/mybill).



For billing and service inquiries call 1-800-896-1245,  
24 hrs a day, 7 days a week

Date bill prepared: Sep 26 '09

Customer account 2-28-398-6784  
Service account 3-003-4216-87  
41501 20TH ST W  
PALMDALE, CA 93551  
Rotating outage Group N001

## Your account summary

Amount of your last bill	\$4,152.67
Payment we received on Sep 08 '09 - thank you	-\$4,152.67
Balance forward	\$0.00
Your new charges	\$3,858.69
<b>Total amount you owe by Oct 15 '09</b>	<b>\$3,858.69</b>

## Compare the electricity you are using

For meter 345M-006018 from Aug 24 '09 to Sep 23 '09  
Total electricity you used this month in kWh

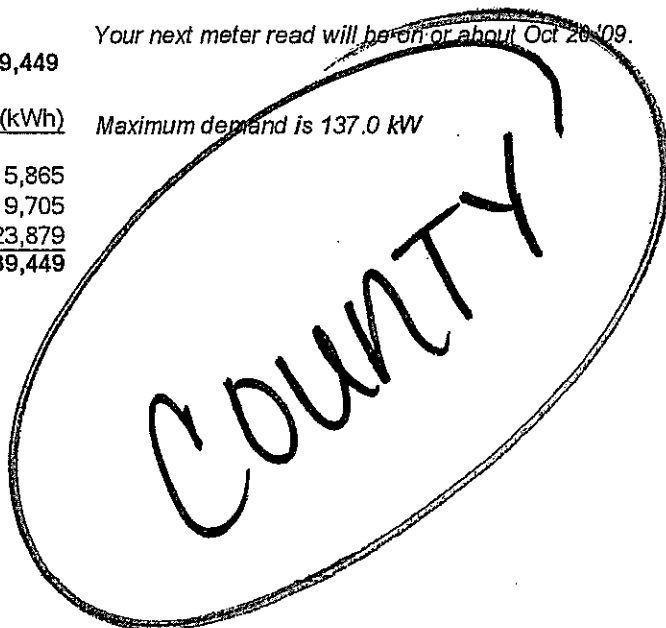
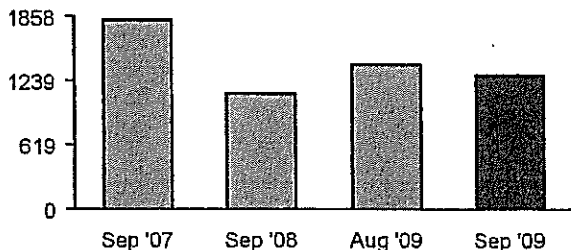
39,449

Your next meter read will be on or about Oct 20 '09.

	Electricity (kWh)
Summer Season	
On peak	5,865
Mid peak	9,705
Off peak	23,879
<b>Total</b>	<b>39,449</b>

Maximum demand is 137.0 kW

## Your daily average electricity usage (kWh)



Please return the payment stub below with your payment and make your check payable to Southern California Edison.  
If you want to pay in person, call 1-800-747-8908 for locations, or you can pay online at www.sce.com.

14-574) Tear here

Tear here



Customer account 2-28-398-6784  
Please write this number on your check. Make your  
check payable to Southern California Edison.

Amount due by Oct 15 '09 \$3,858.69

Amount enclosed \$

CSS0926.P5.0011.001543 01 AT 0.357 \*\*C002



WHITE FENCE FARMS MUTUAL WATER  
41901 20TH ST W  
PALMDALE, CA 93551-1315

P.O. BOX 300  
ROSEMEAD, CA 91772-0001

28 398 6784 00000098 000000000000385869000385869

13019

## WHITE FENCE FARMS MUTUAL WATER CO.

41901 N. 20TH STREET WEST  
PALMDALE, CA 93551

WELLS FARGO BANK, N.A.

CALIFORNIA  
WELLSFARGO.COM



16-24-1220

11/02/2009

PAY TO THE ORDER OF Southern California Edison

\$\*\*3,409.41

Three Thousand Four Hundred Nine and 41/100\*\*\*\*\*

DOLLARS Southern California Edison  
P.O. Box 600  
Rosemead, CA 91771-0001  


MEMO 2-28-398-6784 11/16/09 County


## WHITE FENCE FARMS MUTUAL WATER CO.

Southern California Edison

11/02/2009

13019

Date	Type	Reference	Original Amt.	Balance Due	Discount	Payment
10/31/2009	Bill	6784 11/16/09 County	3,409.41	3,409.41		3,409.41
				Check Amount		3,409.41



Wells Fargo - 2-28-398-6784 11/16/09 County 3,409.41

## WHITE FENCE FARMS MUTUAL WATER CO.

Southern California Edison

11/02/2009

13019

Date	Type	Reference	Original Amt.	Balance Due	Discount	Payment
10/31/2009	Bill	6784 11/16/09 County	3,409.41	3,409.41		3,409.41
				Check Amount		3,409.41

Wells Fargo - 2-28-398-6784 11/16/09 County 3,409.41



SOUTHERN CALIFORNIA  
**EDISON**<sup>®</sup>

An EDISON INTERNATIONAL<sup>®</sup> Company

P.O. Box 300  
Rosemead, CA  
91772-0001  
[www.sce.com](http://www.sce.com)

# Your electricity bill

WHITE FENCE FARMS MUTUAL WATER / Page 1 of 6

For billing and service inquiries call 1-800-896-1245,  
Mon - Fri 7 a.m. to 7 p.m. and Saturday 8 a.m. to 5 p.m.  
For emergency services call 24 hrs a day, 7 days a week

Date bill prepared: Oct 28 '09

Customer account 2-28-398-6784

Service account 3-003-4216-87  
41501 20TH ST W  
PALMDALE, CA 93551

Rotating outage Group N001

## Your account summary

Amount of your last bill	\$3,858.69
Payment we received on Oct 14 '09 - thank you	-\$3,858.69
Balance forward	\$0.00
Your new charges	\$3,409.41
<b>Total amount you owe by Nov 16 '09</b>	<b>\$3,409.41</b>

## Compare the electricity you are using

For meter 345M-006018 from Sep 23 '09 to Oct 26 '09  
Total electricity you used this month in kWh

33,087

Your next meter read will be on or about Nov 24 '09.

	Electricity (kWh)
Summer Season	
On peak	1,366
Mid peak	2,739
Off peak	5,874
Winter Season	
Mid peak	9,754
Off peak	13,354
<b>Total</b>	<b>33,087</b>

Maximum demand is 135.0 kW

*Country*

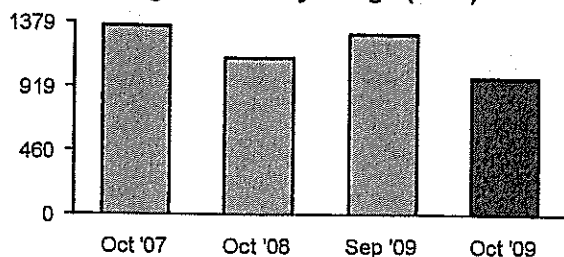
Please return the payment stub below with your payment and make your check payable to Southern California Edison.  
If you want to pay in person, call 1-800-747-8908 for locations, or you can pay online at [www.sce.com](http://www.sce.com).

Tear here

Tear here

(14-574)

### Your daily average electricity usage (kWh)



### Usage comparison

	Oct '07	Oct '08	Nov '08	Dec '08	Jan '09	Feb '09	Mar '09	Apr '09	May '09	Jun '09	Jul '09	Aug '09	Sep '09	Oct '09
Total kWh used	44,131	34,356	14,487	3,070	8,950	8,251	10,182	18,092	27,401	31,533	38,860	44,205	39,449	33,087
Number of days	32	30	32	29	31	33	29	32	30	29	29	31	30	33
Appx. average kWh used/day	1,379	1,145	452	105	288	250	351	565	913	1,087	1,340	1,425	1,314	1,002

## Details of your new charges

Your rate: TOU-PA-A

Billing period: Sep 23 '09 to Oct 26 '09 (33 days Summer/Winter Season)

### Delivery charges

#### Energy-Summer

On peak	1,366 kWh x \$0.00590	\$8.06
Mid peak	2,739 kWh x \$0.00590	\$16.16
Off peak	5,874 kWh x \$0.00590	\$34.66

#### Energy-Winter

Mid peak	9,754 kWh x \$0.00716	\$69.84
Off peak	13,354 kWh x \$0.00716	\$95.61

#### DWR bond charge

33,087 kWh x \$0.00491 \$162.46

#### Customer charge

\$22.98

#### Customer charge

\$86.18

#### Service charge

165 HP x \$4.50000 x 8/33 days \$180.00

#### Service charge

165 HP x \$5.11000 x 25/33 days \$638.75

### Generation charges

#### DWR

#### Energy-Summer

On peak	411 kWh x \$0.06225	\$25.58
Mid peak	824 kWh x \$0.06225	\$51.29
Off peak	1,767 kWh x \$0.06225	\$110.00

#### Energy-Winter

Mid peak	2,934 kWh x \$0.06225	\$182.64
Off peak	4,018 kWh x \$0.06225	\$250.12

#### SCE

#### Energy-Summer

On peak	955 kWh x \$0.11697	\$111.71
---------	---------------------	----------

### Your Delivery charges include:

- \$95.20 transmission charges
- \$873.62 distribution charges
- \$19.52 nuclear decommissioning charges
- \$136.44 public purpose programs charge
- \$19.53 new system generation charge

### Your Generation charges include:

- \$76.43 competition transition charge

### Your overall energy charges include:

- \$29.50 franchise fees

### Additional information:

- DWR provided 30.085% of the energy you used this month
- Service voltage: 480 volts
- Billing horsepower: 165.0 HP



SOUTHERN CALIFORNIA  
**EDISON®**

An EDISON INTERNATIONAL® Company

P.O. Box 300  
Rosemead, CA  
91772-0001  
www.sce.com

# Your electricity bill

WHITE FENCE FARMS MUTUAL WATER / Page 1 of 6

For billing and service inquiries call 1-800-896-1245,  
Mon - Fri 7 a.m. to 7 p.m. and Saturday 8 a.m. to 5 p.m.  
For emergency services call 24 hrs a day, 7 days a week

Date bill prepared: Oct 28 '09

Customer account 2-28-398-6784  
  
Service account 3-003-4216-87  
41501 20TH ST W  
PALMDALE, CA 93551  
  
Rotating outage Group N001

## Your account summary

Amount of your last bill	\$3,858.69
Payment we received on Oct 14 '09 - thank you	\$3,858.69
Balance forward	\$0.00
Your new charges	\$3,409.41
<b>Total amount you owe by Nov 16 '09</b>	<b>\$3,409.41</b>

## Compare the electricity you are using

For meter 345M-006018 from Sep 23 '09 to Oct 26 '09  
Total electricity you used this month in kWh

33,087

Your next meter read will be on or about Nov 24 '09.

	Electricity (kWh)
Summer Season	
On peak	1,366
Mid peak	2,739
Off peak	5,874
Winter Season	
Mid peak	9,754
Off peak	13,354
<b>Total</b>	<b>33,087</b>

Maximum demand is 135.0 kW

*Country*

Please return the payment stub below with your payment and make your check payable to Southern California Edison.  
If you want to pay in person, call 1-800-747-8908 for locations, or you can pay online at [www.sce.com](http://www.sce.com).

(14-574)

Tear here

Tear here



Customer account 2-28-398-6784  
Please write this number on your check. Make your  
check payable to Southern California Edison.

Amount due by Nov 16 '09 **\$3,409.41**

Amount enclosed \$

CSS1028.P5.0011.001825 01 AT 0.357 \*\*C002



WHITE FENCE FARMS MUTUAL WATER  
41901 20TH ST W  
PALMDALE, CA 93551-1315

P.O. BOX 300  
ROSEMEAD, CA 91772-0001

28 398 6784 00000096 000000000000340941000340941

13081

**WHITE FENCE FARMS MUTUAL WATER CO.**41901 N. 20TH STREET WEST  
PALMDALE, CA 93551**WELLS FARGO BANK, N.A.**CALIFORNIA  
WELLSFARGO.COM



16-24-1220

12/01/2009

PAY TO THE ORDER OF Southern California Edison

\$\*\*2,561.42

Two Thousand Five Hundred Sixty-One and 42/100\*\*\*\*\*

DOLLARS Southern California Edison  
P.O. Box 600  
Rosemead, CA 91771-0001  


MEMO 2-28-398-6784 12/17/09 COUNTY

**WHITE FENCE FARMS MUTUAL WATER CO.**

Southern California Edison

Date	Type	Reference
12/1/2009	Bill	6784 12/17/09

Original Amt.
2,561.42

Balance Due
2,561.42

12/01/2009

Discount

Check Amount

13081

Payment

2,561.42

2,561.42

COUNTY

Wells Fargo - 2-28-398-6784 12/17/09 COUNTY

2,561.42

**WHITE FENCE FARMS MUTUAL WATER CO.**

Southern California Edison

Date	Type	Reference
12/1/2009	Bill	6784 12/17/09

Original Amt.
2,561.42

Balance Due
2,561.42

12/01/2009

Discount

Check Amount

13081


Payment

2,561.42

2,561.42

Wells Fargo - 2-28-398-6784 12/17/09 COUNTY

2,561.42



SOUTHERN CALIFORNIA  
**EDISON**<sup>®</sup>

An EDISON INTERNATIONAL<sup>®</sup> Company

P.O. Box 300  
Rosemead, CA  
91772-0001  
[www.sce.com](http://www.sce.com)

## Your electricity bill

WHITE FENCE FARMS MUTUAL WATER / Page 1 of 4

For billing and service inquiries call 1-800-896-1245,  
Mon - Fri 7 a.m. to 7 p.m. and Saturday 8 a.m. to 5 p.m.  
For emergency services call 24 hrs a day, 7 days a week

Date bill prepared: Nov 28 '09

Customer account 2-28-398-6784  
  
Service account 3-003-4216-87  
41501 20TH ST W  
PALMDALE, CA 93551  
  
Rotating outage Group N001

### Your account summary

Amount of your last bill	\$3,409.41
Payment we received on Nov 10 '09 - thank you	-\$3,409.41
Balance forward	\$0.00
Your new charges	\$2,561.42
<b>Total amount you owe by Dec 17 '09</b>	<b>\$2,561.42</b>

### Compare the electricity you are using

For meter 345M-006018 from Oct 26 '09 to Nov 23 '09  
Total electricity you used this month in kWh

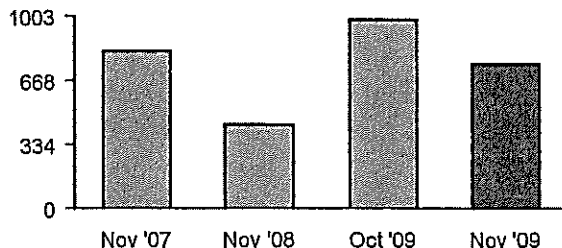
21,545

Your next meter read will be on or about Dec 24 '09.

	Electricity (kWh)
Winter Season	
Mid peak	9,070
Off peak	12,475
<b>Total</b>	<b>21,545</b>

Maximum demand is 124.0 kW

### Your daily average electricity usage (kWh)



**Your monthly usage may be higher than usual...**  
Based on your historical usage pattern, your monthly usage is trending higher than normal. As a result, you may notice an increase in your bill. If you would like information on tips and programs that can help you lower your energy usage and your bill, please visit [www.sce.com/billhelper](http://www.sce.com/billhelper).

Please return the payment stub below with your payment and make your check payable to Southern California Edison.  
If you want to pay in person, call 1-800-747-8908 for locations, or you can pay online at [www.sce.com](http://www.sce.com).

(14-574) Tear here

Tear here

### Usage comparison

	Nov '07	Nov '08	Dec '08	Jan '09	Feb '09	Mar '09	Apr '09	May '09	Jun '09	Jul '09	Aug '09	Sep '09	Oct '09	Nov '09
Total kWh used	25,114	14,487	3,070	8,950	8,251	10,182	18,092	27,401	31,533	38,860	44,205	39,449	33,087	21,545
Number of days	30	32	29	31	33	29	32	30	29	29	31	30	33	28
Appx. average kWh used/day	837	452	105	288	250	351	565	913	1,087	1,340	1,425	1,314	1,002	769

## Details of your new charges

Your rate: TOU-PA-A

Billing period: Oct 26 '09 to Nov 23 '09 (28 days)

### Delivery charges

#### Energy-Winter

Mid peak

9,070 kWh x \$0.00716

\$64.94

Off peak

12,475 kWh x \$0.00716

\$89.32

#### DWR bond charge

21,545 kWh x \$0.00491

\$105.79

#### Customer charge

\$113.76

#### Service charge

165 HP x \$5.11000

\$843.15

### Generation charges

#### DWR

#### Energy-Winter

Mid peak

2,558 kWh x \$0.06225

\$159.24

Off peak

3,519 kWh x \$0.06225

\$219.06

#### SCE

#### Energy-Winter

Mid peak

6,512 kWh x \$0.08100

\$527.47

Off peak

8,956 kWh x \$0.03616

\$323.85

#### Subtotal of your new charges

\$2,446.58

#### Los Angeles Co UUT

\$2,446.58 x 4.50000 %

\$110.10

#### State tax

21,545 kWh x \$0.00022

\$4.74

#### Your new charges

\$2,561.42

### Your Delivery charges include:

- \$97.35 transmission charges
- \$892.31 distribution charges
- \$12.71 nuclear decommissioning charges
- \$90.92 public purpose programs charge
- \$12.71 new system generation charge

### Your Generation charges include:

- \$49.77 competition transition charge

### Your overall energy charges include:

- \$22.17 franchise fees

### Additional information:

- DWR provided 28.205% of the energy you used this month
- Service voltage: 480 volts
- Billing horsepower: 165.0 HP

## Things you should know

### Enroll in Paperless Billing.....

Do you want less clutter in your mailbox? Do you want help the enviroment? Do you want a chance to win our sweep stakes? Enroll in Paperless Billing today! Visit [sce.com/paperless](http://sce.com/paperless) to enter.



For billing and service inquiries call 1-800-896-1245,  
Mon - Fri 7 a.m. to 7 p.m. and Saturday 8 a.m. to 5 p.m.  
For emergency services call 24 hrs a day, 7 days a week

Date bill prepared: Nov 28 '09

Customer account 2-28-398-6784  
  
Service account 3-003-4216-87  
41501 20TH ST W  
PALMDALE, CA 93551  
  
Rotating outage Group N001

## Your account summary

Amount of your last bill	\$3,409.41
Payment we received on Nov 10 '09 - thank you	-\$3,409.41
Balance forward	\$0.00
Your new charges	\$2,561.42
<b>Total amount you owe by Dec 17 '09</b>	<b>\$2,561.42</b>

## Compare the electricity you are using

For meter 345M-006018 from Oct 26 '09 to Nov 23 '09  
Total electricity you used this month in kWh

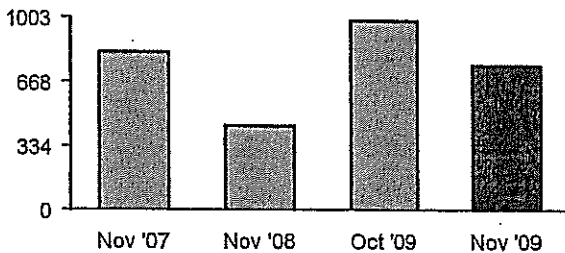
21,545

Your next meter read will be on or about Dec 24 '09.

	Electricity (kWh)
Winter Season	
Mid peak	9,070
Off peak	12,475
<b>Total</b>	<b>21,545</b>

Maximum demand is 124.0 kW

## Your daily average electricity usage (kWh)



**Your monthly usage may be higher than usual...**  
Based on your historical usage pattern, your monthly usage is trending higher than normal. As a result, you may notice an increase in your bill. If you would like information on tips and programs that can help you lower your energy usage and your bill, please visit [www.sce.com/billhelper](http://www.sce.com/billhelper).

Please return the payment stub below with your payment and make your check payable to Southern California Edison.  
If you want to pay in person, call 1-800-747-8908 for locations, or you can pay online at [www.sce.com](http://www.sce.com).

(14-574)

Tear here

Tear here



Customer account 2-28-398-6784  
Please write this number on your check. Make your check payable to Southern California Edison.

Amount due by Dec 17 '09 **\$2,561.42**

Amount enclosed \$

CSS1126.P5.0012.001941 01 AT 0.357 \*\*C002



WHITE FENCE FARMS MUTUAL WATER  
41901 20TH ST W  
PALMDALE, CA 93551-1315

P.O. BOX 300  
ROSEMEAD, CA 91772-0001

28 398 6784 00000098 000000000000256142000256142

WHITE FENCE FARMS MUTUAL WATER CO.  
41901 N. 20TH STREET WEST  
PALMDALE, CA 93551

WELLS FARGO BANK, N.A.  
CALIFORNIA  
WELLSFARGO.COM

12624

16-24-1220

01/06/2009



PAY TO THE ORDER OF Southern California Edison

\$\*\*2,123.70

Two Thousand One Hundred Twenty-Three and 70/100\*\*\*\*\*

DOLLARS

Southern California Edison  
P.O. Box 600  
Rosemead, CA 91771-0001

  
  
NP

ETZShield® Check Fraud  
Protection for Business

MEMO

2-02-607-7560 1/15/09 City

WHITE FENCE FARMS MUTUAL WATER CO.

Southern California Edison

01/06/2009

12624

Date	Type	Reference	Original Amt.	Balance Due	Discount	Payment
12/31/2008	Bill	7560 1/1/09 City	2,123.70	2,123.70		2,123.70
				Check Amount		2,123.70

Wells Fargo - 2-02-607-7560 1/15/09 City

2,123.70

WHITE FENCE FARMS MUTUAL WATER CO.

Southern California Edison

01/06/2009

12624

Date	Type	Reference	Original Amt.	Balance Due	Discount	Payment
12/31/2008	Bill	7560 1/1/09 City	2,123.70	2,123.70		2,123.70
				Check Amount		2,123.70

Wells Fargo - 2-02-607-7560 1/15/09 City

2,123.70

For billing and service inquiries  
call 1-800-896-1245, 24 hrs a day, 7 days a week

Date bill prepared: Dec 27 '08

**Customer account** 2-02-607-7560  
**Service account** 3-002-0243-53  
1049 W COLUMBIA WAY  
LANCASTER, CA 93534  
**Rotating outage** Group N001

## Your account summary

Amount of your last bill	\$2,756.66
Payment we received on Dec 10 '08 - thank you	-\$2,756.66
Balance forward	\$0.00
Your new charges	\$2,123.70
<b>Total amount you owe by Jan 15 '09</b>	<b>\$2,123.70</b>

## Compare the electricity you are using

For meter 349M-007550 from Nov 24 '08 to Dec 24 '08  
Total electricity you used this month in kWh

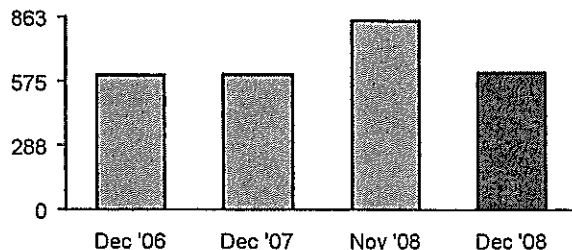
18,841

Your next meter read will be on or about Jan 26 '09.

	Electricity (kWh)	Demand (kW)
Winter Season		
Mid peak	9,080	105 (Dec 9 '08 12:00 to 12:15)
Off peak	9,761	116 (Dec 9 '08 05:15 to 05:30)
<b>Total</b>	<b>18,841</b>	

Maximum demand is 116.0 kW

## Your daily average electricity usage (kWh)



Please return the payment stub below with your payment and make your check payable to Southern California Edison.  
If you want to pay in person, call 1-800-747-8908 for locations, or you can pay online at www.sce.com.

(14-574)

Tear here

Tear here

### Usage comparison

	Dec '06	Dec '07	Jan '08	Feb '08	Mar '08	Apr '08	May '08	Jun '08	Jul '08	Aug '08	Sep '08	Oct '08	Nov '08	Dec '08
Total kWh used	18,487	20,442	14,347	13,648	21,621	26,635	36,845	45,908	53,698	54,024	48,228	34,511	27,620	18,841
Number of days	30	33	31	32	30	29	29	32	30	29	32	30	32	30
Appx. average kWh used/day	616	619	462	426	720	918	1,270	1,434	1,789	1,862	1,507	1,150	863	628

## Details of your new charges

Your rate: TOU-PA-B

Billing period: Nov 24 '08 to Dec 24 '08 (30 days)

### Delivery charges

Facilities rel demand	116 kW x \$5.01000	\$581.16
Energy-Winter		
Mid peak	9,080 kWh x \$0.00879	\$79.81
Off peak	9,761 kWh x \$0.00879	\$85.80
DWR bond charge	18,841 kWh x \$0.00477	\$89.87
Customer charge		\$83.73

### Your Delivery charges include:

- \$87.16 transmission charges
- \$638.02 distribution charges
- \$11.12 nuclear decommissioning charges
- \$89.68 public purpose programs charge

### Generation charges

DWR		
Energy-Winter		
Mid peak	2,684 kWh x \$0.08614	\$231.20
Off peak	2,886 kWh x \$0.08614	\$248.60
SCE		
Energy-Winter		
Mid peak	6,396 kWh x \$0.09592	\$613.50
Off peak	6,875 kWh x \$0.01540	\$105.88

### Your Generation charges include:

- \$47.29 competition transition charge

### Your overall energy charges include:

- \$18.93 franchise fees

### Additional information:

- DWR provided 29.563% of the energy you used this month
- Service voltage: 480 volts

Subtotal of your new charges		\$2,119.55
State tax	18,841 kWh x \$0.00022	\$4.15
<b>Your new charges</b>		<b>\$2,123.70</b>

For billing and service inquiries  
call 1-800-896-1245, 24 hrs a day, 7 days a week

Date bill prepared: Dec 27 '08

Customer account 2-02-607-7560  
Service account 3-002-0243-53  
1049 W COLUMBIA WAY  
LANCASTER, CA 93534  
Rotating outage Group N001

## Your account summary

Amount of your last bill	\$2,756.66
Payment we received on Dec 10 '08 - thank you	-\$2,756.66
Balance forward	\$0.00
Your new charges	\$2,123.70
<b>Total amount you owe by Jan 15 '09</b>	<b>\$2,123.70</b>

## Compare the electricity you are using

For meter 349M-007550 from Nov 24 '08 to Dec 24 '08  
Total electricity you used this month in kWh

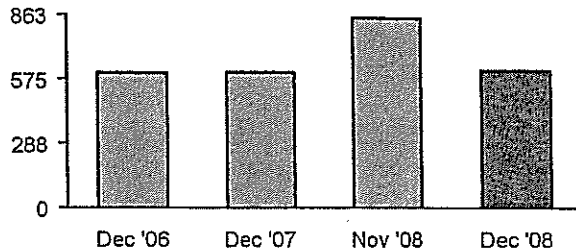
18,841

Your next meter read will be on or about Jan 26 '09.

	Electricity (kWh)	Demand (kW)
Winter Season		
Mid peak	9,080	105 (Dec 9 '08 12:00 to 12:15)
Off peak	9,761	116 (Dec 9 '08 05:15 to 05:30)
<b>Total</b>	<b>18,841</b>	

Maximum demand is 116.0 kW

## Your daily average electricity usage (kWh)



Please return the payment stub below with your payment and make your check payable to Southern California Edison.  
If you want to pay in person, call 1-800-747-8908 for locations, or you can pay online at www.sce.com.

(14-574) Tear here

Tear here



Customer account 2-02-607-7560  
Please write this number on your check. Make your  
check payable to Southern California Edison.

Amount due by Jan 15 '09 \$2,123.70

Amount enclosed \$

CSS1227.P5.0015.002172 01 AT 0.346 \*\*C002



WHITE FENCE FARMS MUTUAL WATER  
41901 20TH ST W  
PALMDALE, CA 93551-1315

P.O. BOX 300  
ROSEMEAD, CA 91772-0001

02 607 7560 00000064 000000000000212370000212370

**WHITE FENCE FARMS MUTUAL WATER CO.**

41901 N. 20TH STREET WEST  
PALMDALE, CA 93551

**WELLS FARGO BANK, N.A.**

CALIFORNIA  
WELLSFARGO.COM

12657

16-24-1220

02/03/2009

PAY TO THE  
ORDER OF

Southern California Edison

\$ \*\*1,641.17

One Thousand Six Hundred Forty-One and 17/100\*\*\*\*\*

DOLLARS

Southern California Edison  
P.O. Box 600  
Rosemead, CA 91771-0001

EFF EZShield™ Check Fraud  
Protection for Business

MEMO

2-02-607-7560 2/17/09 City

**WHITE FENCE FARMS MUTUAL WATER CO.**

Southern California Edison

Date	Type	Reference
2/2/2009	Bill	4353-2/17/09 City

Original Amt.  
1,641.17

	02/03/2009	
Balance Due	Discount	
1,641.17		
Check Amount		

12657

Payment  
1,641.17  
1,641.17

Wells Fargo - 2-02-607-7560 2/17/09 City

1,641.17

**WHITE FENCE FARMS MUTUAL WATER CO.**

Southern California Edison

Date	Type	Reference
2/2/2009	Bill	4353-2/17/09 City

Original Amt.  
1,641.17

	02/03/2009	
Balance Due	Discount	
1,641.17		
Check Amount		

12657

Payment  
1,641.17  
1,641.17

Fargo - 2-02-607-7560 2/17/09 City

1,641.17



P.O. Box 300  
Rosemead, CA  
91772-0001  
[www.sce.com](http://www.sce.com)

## Your electricity bill

WHITE FENCE FARMS MUTUAL WATER / Page 1 of 6

For billing and service inquiries  
call 1-800-896-1245, 24 hrs a day, 7 days a week

Date bill prepared: Jan 28 '09

Customer account 2-02-607-7560  
Service account 3-002-0243-53  
1049 W COLUMBIA WAY  
LANCASTER, CA 93534  
Rotating outage Group N001

### Your account summary

Amount of your last bill	\$2,123.70
Payment we received on Jan 12 '09 - thank you	-\$2,123.70
Balance forward	\$0.00
Your new charges	\$1,641.17
<b>Total amount you owe by Feb 17 '09</b>	<b>\$1,641.17</b>

### Compare the electricity you are using

For meter 349M-007550 from Dec 24 '08 to Jan 26 '09  
Total electricity you used this month in kWh

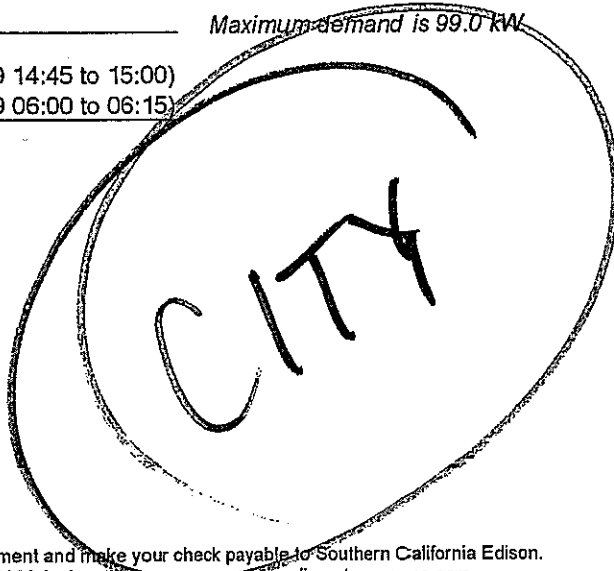
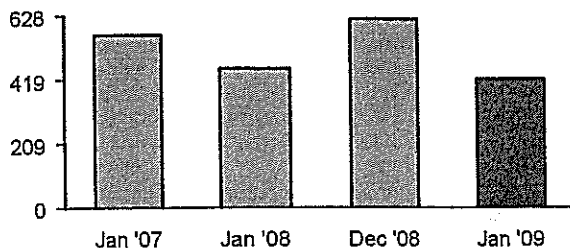
14,208

Your next meter read will be on or about Feb 25 '09.

	Electricity (kWh)	Demand (kW)
Winter Season		
Mid peak	6,262	99 (Jan 23 '09 14:45 to 15:00)
Off peak	7,946	91 (Jan 22 '09 06:00 to 06:15)
Total	14,208	

Maximum demand is 99.0 kW

### Your daily average electricity usage (kWh)



Please return the payment stub below with your payment and make your check payable to Southern California Edison.  
If you want to pay in person, call 1-800-747-8908 for locations, or you can pay online at [www.sce.com](http://www.sce.com).

Tear here

Tear here

### Usage comparison

	Jan '07	Jan '08	Feb '08	Mar '08	Apr '08	May '08	Jun '08	Jul '08	Aug '08	Sep '08	Oct '08	Nov '08	Dec '08	Jan '09
Total kWh used	18,416	14,347	13,648	21,621	26,635	36,845	45,908	53,698	54,024	48,228	34,511	27,620	18,841	14,208
Number of days	32	31	32	30	29	29	32	30	29	32	30	32	30	33
Appx. average kWh used/day	575	462	426	720	918	1,270	1,434	1,789	1,862	1,507	1,150	863	628	430

## Details of your new charges

Your rate: TOU-PA-B

Billing period: Dec 24 '08 to Jan 26 '09 (33 days)

### Delivery charges

Facilities rel demand	99 kW x \$5.01000 x 8/33 days	\$120.24
Facilities rel demand	99 kW x \$5.00000 x 25/33 days	\$375.00
Energy-Winter		
Mid peak	1,518 kWh x \$0.00879	\$13.34
Mid peak	4,744 kWh x \$0.00858	\$40.70
Off peak	1,926 kWh x \$0.00879	\$16.93
Off peak	6,020 kWh x \$0.00858	\$51.65
DWR bond charge	3,444 kWh x \$0.00477	\$16.43
DWR bond charge	10,764 kWh x \$0.00491	\$52.85
Customer charge		\$83.73

### Your Delivery charges include:

- \$66.79 transmission charges
- \$553.11 distribution charges
- \$8.38 nuclear decommissioning charges
- \$69.89 public purpose programs charge

### Generation charges

DWR		
Energy-Winter		
Mid peak	453 kWh x \$0.08614	\$39.02
Mid peak	1,415 kWh x \$0.08451	\$119.58
Off peak	575 kWh x \$0.08614	\$49.53
Off peak	1,795 kWh x \$0.08451	\$151.70
SCE		
Energy-Winter		
Mid peak	4,394 kWh x \$0.09592	\$421.47
Off peak	5,576 kWh x \$0.01540	\$85.87

### Your Generation charges include:

- \$35.66 competition transition charge

### Your overall energy charges include:

- \$14.63 franchise fees

### Additional information:

- DWR provided 29.826% of the energy you used this month
- Service voltage: 480 volts

Subtotal of your new charges		\$1,638.04
State tax	14,208 kWh x \$0.00022	\$3.13
<b>Your new charges</b>		<b>\$1,641.17</b>



# Your electricity bill

WHITE FENCE FARMS MUTUAL WATER / Page 1 of 6

For billing and service inquiries  
call 1-800-896-1245, 24-hrs a day, 7 days a week

Date bill prepared: Jan 28 '09

Customer account 2-02-607-7560  
Service account 3-002-0243-53  
1049 W COLUMBIA WAY  
LANCASTER, CA 93534  
Rotating outage Group N001

## Your account summary

Amount of your last bill	\$2,123.70
Payment we received on Jan 12 '09 - thank you	-\$2,123.70
Balance forward	\$0.00
Your new charges	\$1,641.17
<b>Total amount you owe by Feb 17 '09</b>	<b>\$1,641.17</b>

## Compare the electricity you are using

For meter 349M-007550 from Dec 24 '08 to Jan 26 '09  
Total electricity you used this month in kWh

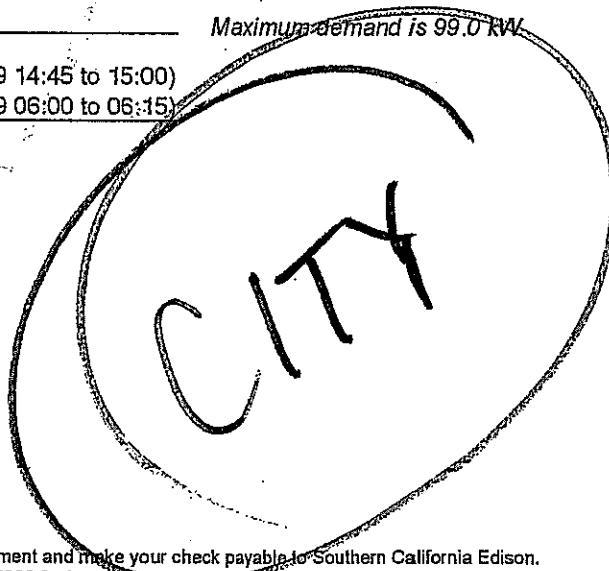
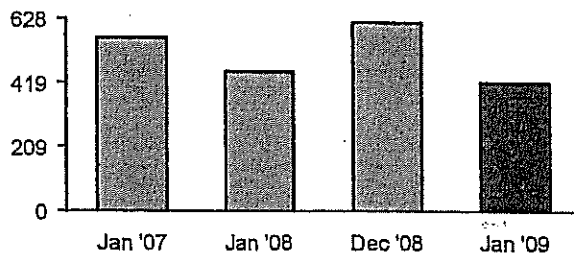
14,208

Your next meter read will be on or about Feb 25 '09.

	Electricity (kWh)	Demand (kW)	
Winter Season			
Mid peak	6,262	99	(Jan 23 '09 14:45 to 15:00)
Off peak	7,946	91	(Jan 22 '09 06:00 to 06:15)
<b>Total</b>	<b>14,208</b>		

Maximum demand is 99.0 kW

## Your daily average electricity usage (kWh)



Please return the payment stub below with your payment and make your check payable to Southern California Edison.  
If you want to pay in person, call 1-800-747-8908 for locations, or you can pay online at www.sce.com.

14-574 Tear here

Tear here



Customer account 2-02-607-7560  
Please write this number on your check. Make your  
check payable to Southern California Edison.

Amount due by Feb 17 '09 **\$1,641.17**

Amount enclosed \$

CSS0128.P5.0011.001737 01 AT 0.346 \*\*C002  
WHITE FENCE FARMS MUTUAL WATER  
41901 20TH ST W  
PALMDALE, CA 93551-1315

P.O. BOX 300  
ROSEMEAD, CA 91772-0001

02 607 7560 00000068 000000000000164117000164117

12705

## WHITE FENCE FARMS MUTUAL WATER CO.

41901 N. 20TH STREET WEST  
PALMDALE, CA 93551

WELLS FARGO BANK, N.A.

CALIFORNIA  
WELLSFARGO.COM

16-24-1220



03/03/2009

PAY TO THE ORDER OF Southern California Edison

\$ \*\*1,469.42

One Thousand Four Hundred Sixty-Nine and 42/100\*\*\*\*\*

DOLLARS

Southern California Edison  
P.O. Box 600  
Rosemead, CA 91771-0001


EZShield™ Check Fraud  
Protection for Business

MEMO

2-02-607-7560 3/18/09 City

## WHITE FENCE FARMS MUTUAL WATER CO.

Southern California Edison

03/03/2009

12705

Date	Type	Reference	Original Amt.	Balance Due	Discount	Payment
3/3/2009	Bill	7560 3/18/09 City	1,469.42	1,469.42		1,469.42
				Check Amount		1,469.42

Wells Fargo 2-02-607-7560 3/18/09 City 1,469.42

## WHITE FENCE FARMS MUTUAL WATER CO.

Southern California Edison

03/03/2009

12705

Date	Type	Reference	Original Amt.	Balance Due	Discount	Payment
3/3/2009	Bill	7560 3/18/09 City	1,469.42	1,469.42		1,469.42
				Check Amount		1,469.42

Wells Fargo - 04<sup>F</sup> 2-02-607-7560 3/18/09 City

1,469.42



P.O. Box 300  
Rosemead, CA  
91772-0001  
www.sce.com

## Your electricity bill

WHITE FENCE FARMS MUTUAL WATER / Page 1 of 6

For billing and service inquiries  
call 1-800-896-1245, 24 hrs a day, 7 days a week

Date bill prepared: Feb 27 '09

Customer account 2-02-607-7560  
Service account 3-002-0243-53  
1049 W COLUMBIA WAY  
LANCASTER, CA 93534  
Rotating outage Group N001

### Your account summary

Amount of your last bill	\$1,641.17
Payment we received on Feb 10 '09 - thank you	-\$1,641.17
Balance forward	\$0.00
Your new charges	\$1,469.42
<b>Total amount you owe by Mar 18 '09</b>	<b>\$1,469.42</b>

### Compare the electricity you are using

For meter 349M-007550 from Jan 26 '09 to Feb 25 '09  
Total electricity you used this month in kWh

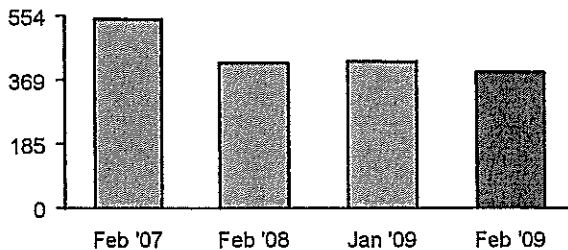
12,017

Your next meter read will be on or about Mar 26 '09.

	Electricity (kWh)	Demand (kW)
Winter Season		
Mid peak	5,886	92 (Feb 2 '09 12:30 to 12:45)
Off peak	6,131	91 (Feb 1 '09 09:00 to 09:15)
Total	12,017	

Maximum demand is 92.0 kW

### Your daily average electricity usage (kWh)



Return the payment stub below with your payment and make your check payable to Southern California Edison.  
If you want to pay in person, call 1-800-747-8908 for locations, or you can pay online at www.sce.com.

Tear here



An EDISON INTERNATIONAL® Company

### Usage comparison

	Feb '07	Feb '08	Mar '08	Apr '08	May '08	Jun '08	Jul '08	Aug '08	Sep '08	Oct '08	Nov '08	Dec '08	Jan '09	Feb '09
Total kWh used	17,170	13,648	21,621	26,635	36,845	45,908	53,698	54,024	48,228	34,511	27,620	18,841	14,208	12,017
Number of days	31	32	30	29	29	32	30	29	32	30	32	30	33	30
Appx. average kWh used/day	553	426	720	918	1,270	1,434	1,789	1,862	1,507	1,150	863	628	430	400

## Details of your new charges

Your rate: TOU-PA-B

Billing period: Jan 26 '09 to Feb. 25 '09 (30 days)

### Delivery charges

Facilities rel demand	92 kW x \$5.00000	\$460.00
Energy-Winter		
Mid peak	5,886 kWh x \$0.00858	\$50.50
Off peak	6,131 kWh x \$0.00858	\$52.60
DWR bond charge	12,017 kWh x \$0.00491	\$59.00
Customer charge		\$83.73

### Your Delivery charges include:

- \$59.53 transmission charges
- \$517.61 distribution charges
- \$7.09 nuclear decommissioning charges
- \$59.72 public purpose programs charge

### Generation charges

DWR		
Energy-Winter		
Mid peak	1,683 kWh x \$0.08451	\$142.23
Off peak	1,753 kWh x \$0.08451	\$148.15
SCE		
Energy-Winter		
Mid peak	4,203 kWh x \$0.09592	\$403.15
Off peak	4,378 kWh x \$0.01540	\$67.42

### Your Generation charges include:

- \$30.16 competition transition charge

### Your overall energy charges include:

- \$13.10 franchise fees

### Additional information:

- DWR provided 28.595% of the energy you used this month
- Service voltage: 480 volts

Subtotal of your new charges		\$1,466.78
State tax	12,017 kWh x \$0.00022	\$2.64
<b>Your new charges</b>		<b>\$1,469.42</b>



P.O. Box 300  
Rosemead, CA  
91772-0001  
www.sce.com

# Your electricity bill

WHITE FENCE FARMS MUTUAL WATER / Page 1 of 6

For billing and service inquiries  
call 1-800-896-1245, 24 hrs a day, 7 days a week

Date bill prepared: Feb 27 '09

Customer account 2-02-607-7560  
Service account 3-002-0243-53  
1049 W COLUMBIA WAY  
LANCASTER, CA 93534  
Rotating outage Group N001

## Your account summary

Amount of your last bill	\$1,641.17
Payment we received on Feb 10 '09 - thank you	-\$1,641.17
Balance forward	\$0.00
Your new charges	\$1,469.42
<b>Total amount you owe by Mar 18 '09</b>	<b>\$1,469.42</b>

## Compare the electricity you are using

For meter 349M-007550 from Jan 26 '09 to Feb 25 '09  
Total electricity you used this month in kWh

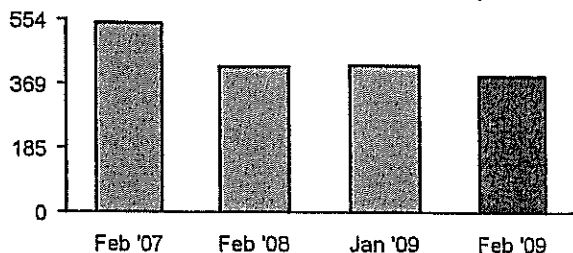
12,017

Your next meter read will be on or about Mar 26 '09.

	Electricity (kWh)	Demand (kW)	
Winter Season			
Mid peak	5,886	92	(Feb 2 '09 12:30 to 12:45)
Off peak	6,131	91	(Feb 1 '09 09:00 to 09:15)
Total	12,017		

Maximum demand is 92.0 kW

## Your daily average electricity usage (kWh)



Please return the payment stub below with your payment and make your check payable to Southern California Edison.  
If you want to pay in person, call 1-800-747-8908 for locations, or you can pay online at www.sce.com.

Tear here

Tear here



Customer account 2-02-607-7560  
Please write this number on your check. Make your  
check payable to Southern California Edison.

Amount due by Mar 18 '09 \$1,469.42  
Amount enclosed \$

CSS0227.P5.0013.001920 01 AT 0.346 \*\*C002



WHITE FENCE FARMS MUTUAL WATER  
41901 20TH ST W  
PALMDALE, CA 93551-1315

P.O. BOX 300  
ROSEMEAD, CA 91772-0001

02 607 7560 00000060 000000000000146942000146942

12750

## WHITE FENCE FARMS MUTUAL WATER CO.

41901 N. 20TH STREET WEST  
PALMDALE, CA 93551

WELLS FARGO BANK, N.A.

CALIFORNIA  
WELLSFARGO.COM

16-24-1220


04/01/2009

PAY TO THE ORDER OF Southern California Edison

\$ \*\*1,825.47

One Thousand Eight Hundred Twenty-Five and 47/100\*\*\*\*\*

DOLLARS

Southern California Edison  
P.O. Box 600  
Rosemead, CA 91771-0001

EZShield™ Check Fraud  
Protection for Business

MEMO

2-02-607-7560 4/16/09 City

## WHITE FENCE FARMS MUTUAL WATER CO.

Southern California Edison

04/01/2009

12750

Date.....Type.....Reference.....Original Amt.....Balance Due.....Discount.....Payment.....

Customer account 2-02-607-7560  
Please write this number on your check. Make your  
check payable to Southern California Edison.

Amount due by Apr 16 '09

\$1,825.47

Amount enclosed

\$

CSS0328.P5.0012.001716 01 AT 0.346 \*\*C002

WHITE FENCE FARMS MUTUAL WATER  
41901 20TH ST W  
PALMDALE, CA 93551-1315P.O. BOX 300  
ROSEMEAD, CA 91772-0001

02 607 7560 00000066 000000000000182547000182547

## WHITE FENCE FARMS MUTUAL WATER CO.

Southern California Edison

04/01/2009

12750

Date	Type	Reference	Original Amt.	Balance Due	Discount	Payment
4/1/2009	Bill	7560 4/16/09 "City"	1,825.47	1,825.47		1,825.47
				Check Amount		1,825.47

Wells Fargo -

2-02-607-7560 4/16/09 City

1,825.47



P.O. Box 300  
Rosemead, CA  
91772-0001  
www.sce.com

## Your electricity bill

WHITE FENCE FARMS MUTUAL WATER / Page 1 of 6

For billing and service inquiries  
call 1-800-896-1245, 24 hrs a day, 7 days a week

Date bill prepared: Mar 28 '09

Customer account 2-02-607-7560  
Service account 3-002-0243-53  
1049 W COLUMBIA WAY  
LANCASTER, CA 93534  
Rotating outage Group N001

### Your account summary

Amount of your last bill	\$1,469.42
Payment we received on Mar 09 '09 - thank you	-\$1,469.42
Balance forward	\$0.00
Your new charges	\$1,825.47
<b>Total amount you owe by Apr 16 '09</b>	<b>\$1,825.47</b>

### Compare the electricity you are using

For meter 349M-007550 from Feb 25 '09 to Mar 26 '09  
Total electricity you used this month in kWh

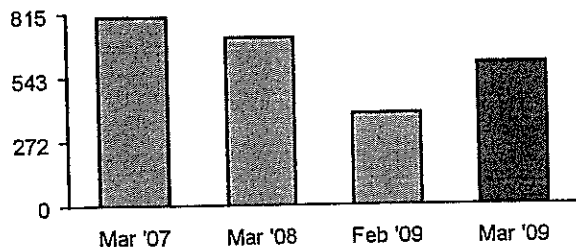
17,746

Your next meter read will be on or about Apr 27 '09.

	Electricity (kWh)	Demand (kW)	
Winter Season			
Mid peak	7,321	96	(Mar 4 '09 14:15 to 14:30)
Off peak	10,425	93	(Mar 10 '09 06:30 to 06:45)
<b>Total</b>	<b>17,746</b>		

Maximum demand is 96.0 kW

### Your daily average electricity usage (kWh)



CITY

Please return the payment stub below with your payment and make your check payable to Southern California Edison.  
If you want to pay in person, call 1-800-747-8908 for locations, or you can pay online at www.sce.com.

Tear here

Tear here

**Usage comparison**

	Mar '07	Mar '08	Apr '08	May '08	Jun '08	Jul '08	Aug '08	Sep '08	Oct '08	Nov '08	Dec '08	Jan '09	Feb '09	Mar '09
<b>Total kWh used</b>	25,257	21,621	26,635	36,845	45,908	53,698	54,024	48,228	34,511	27,620	18,841	14,208	12,017	17,746
<b>Number of days</b>	31	30	29	29	32	30	29	32	30	32	30	33	30	29
<b>Appx. average kWh used/day</b>	814	720	918	1,270	1,434	1,789	1,862	1,507	1,150	863	628	430	400	611

**Details of your new charges**

Your rate: TOU-PA-B

Billing period: Feb 25 '09 to Mar 26 '09 (29 days)

**Delivery charges**

Facilities rel demand	96 kW x \$5.00000 x 4/29 days	\$66.21
Facilities rel demand	96 kW x \$5.31000 x 25/29 days	\$439.45
Energy-Winter		
Mid peak	1,010 kWh x \$0.00858	\$8.67
Mid peak	6,311 kWh x \$0.00572	\$36.10
Off peak	1,438 kWh x \$0.00858	\$12.34
Off peak	8,987 kWh x \$0.00572	\$51.41
DWR bond charge	17,746 kWh x \$0.00491	\$87.13
Customer charge.		\$11.55
Customer charge		\$70.41

**Your Delivery charges include:**

- \$86.16 transmission charges
- \$520.66 distribution charges
- \$10.47 nuclear decommissioning charges
- \$71.53 public purpose programs charge
- \$3.06 new system generation charge

**Generation charges**

DWR		
Energy-Winter		
Mid peak	278 kWh x \$0.08451	\$23.49
Mid peak	1,735 kWh x \$0.06231	\$108.11
Off peak	395 kWh x \$0.08451	\$33.38
Off peak	2,471 kWh x \$0.06231	\$153.97
SCE		
Energy-Winter		
Mid peak	732 kWh x \$0.09592	\$70.21
Mid peak	4,576 kWh x \$0.10473	\$479.24
Off peak	1,043 kWh x \$0.01540	\$16.06
Off peak	6,516 kWh x \$0.02361	\$153.84

**Your Generation charges include:**

- \$41.48 competition transition charge

**Your overall energy charges include:**

- \$16.27 franchise fees

**Additional information:**

- DWR provided 27.496% of the energy you used this month
- Service voltage: 480 volts

Subtotal of your new charges		\$1,821.57
State tax	17,746 kWh x \$0.00022	\$3.90
<b>Your new charges</b>		<b>\$1,825.47</b>



For billing and service inquiries  
call 1-800-896-1245, 24 hrs a day, 7 days a week

Date bill prepared: Mar 28 '09

**Customer account** 2-02-607-7560  
**Service account** 3-002-0243-53  
1049 W COLUMBIA WAY  
LANCASTER, CA 93534  
**Rotating outage** Group N001

## Your account summary

Amount of your last bill	\$1,469.42
Payment we received on Mar 09 '09 - thank you	-\$1,469.42
Balance forward	\$0.00
Your new charges	\$1,825.47
<b>Total amount you owe by Apr 16 '09</b>	<b>\$1,825.47</b>

## Compare the electricity you are using

For meter 349M-007550 from Feb 25 '09 to Mar 26 '09  
Total electricity you used this month in kWh

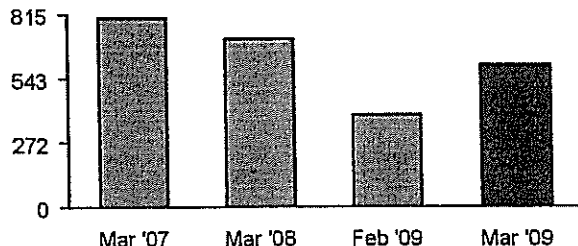
17,746

Your next meter read will be on or about Apr 27 '09.

	Electricity (kWh)	Demand (kW)	
Winter Season			
Mid peak	7,321	96	(Mar 4 '09 14:15 to 14:30)
Off peak	10,425	93	(Mar 10 '09 06:30 to 06:45)
<b>Total</b>	<b>17,746</b>		

Maximum demand is 96.0 kW

## Your daily average electricity usage (kWh)



CITY

Please return the payment stub below with your payment and make your check payable to Southern California Edison.  
If you want to pay in person, call 1-800-747-8908 for locations, or you can pay online at www.sce.com.

4-574)

Tear here

Tear here



Customer account 2-02-607-7560  
Please write this number on your check. Make your  
check payable to Southern California Edison.

Amount due by Apr 16 '09 **\$1,825.47**

Amount enclosed \$

CSS0328.P5.0012.001716.01 AT 0.346 \*\*C002



WHITE FENCE FARMS MUTUAL WATER  
41901 20TH ST W  
PALMDALE, CA 93551-1315

P.O. BOX 300  
ROSEMEAD, CA 91772-0001

02 607 7560 00000066 000000000000182547000182547

12791

## WHITE FENCE FARMS MUTUAL WATER CO.

41901 N. 20TH STREET WEST  
PALMDALE, CA 93551

WELLS FARGO BANK, N.A.

CALIFORNIA  
WELLSFARGO.COM

16-24-1220



05/04/2009

PAY TO THE ORDER OF Southern California Edison

\$ \*\*3,560.16

Three Thousand Five Hundred Sixty and 16/100\*\*\*\*\*

DOLLARS

Southern California Edison  
P.O. Box 600  
Rosemead, CA 91771-0001
  
  
MP
E7Shield<sup>SM</sup> Check Fraud  
Protection for Business

MEMO

2-02-607-7560 City 5/18/09

## WHITE FENCE FARMS MUTUAL WATER CO.

Southern California Edison

Date	Type	Reference
5/4/2009	Bill	7560 City 5/18/09

Original Amt.
3,560.16

Balance Due
3,560.16

Check Amount

05/04/2009

12791

Discount

Payment

3,560.16

3,560.16

Wells Fargo - 2-02-607-7560 City 5/18/09

3,560.16

## WHITE FENCE FARMS MUTUAL WATER CO.

Southern California Edison

Date	Type	Reference
5/4/2009	Bill	7560 City 5/18/09

Original Amt.
3,560.16

Balance Due
3,560.16

Check Amount

05/04/2009

12791

Discount

Payment

3,560.16

3,560.16

Wells Fargo - 2-02-607-7560 City 5/18/09

3,560.16



P.O. Box 300  
Rosemead, CA  
91772-0001  
www.sce.com

## Your electricity bill

WHITE FENCE FARMS MUTUAL WATER / Page 1 of 6

For billing and service inquiries  
call 1-800-896-1245, 24 hrs a day, 7 days a week

Date bill prepared: Apr 29 '09

**Customer account** 2-02-607-7560  
**Service account** 3-002-0243-53  
1049 W COLUMBIA WAY  
LANCASTER, CA 93534  
**Rotating outage** Group N001

### Your account summary

Amount of your last bill	\$1,825.47
Payment we received on Apr 10 '09 - thank you	-\$1,825.47
Balance forward	\$0.00
Your new charges	\$3,560.16
<b>Total amount you owe by May 18 '09</b>	<b>\$3,560.16</b>

### Compare the electricity you are using

For meter 349M-007550 from Mar 26 '09 to Apr 27 '09  
**Total electricity you used this month in kWh**

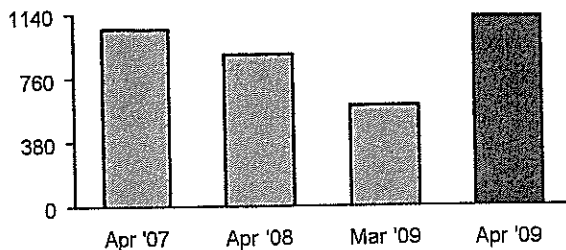
**36,465**

Your next meter read will be on or about May 27 '09.

	Electricity (kWh)	Demand (kW)	
Winter Season			
Mid peak	20,084	108	(Apr 22 '09 08:45 to 09:00)
Off peak	16,381	109	(Apr 21 '09 07:00 to 07:15)
<b>Total</b>	<b>36,465</b>		

Maximum demand is 109.0 kW

### Your daily average electricity usage (kWh)



*CITY*

Please return the payment stub below with your payment and make your check payable to Southern California Edison.  
If you want to pay in person, call 1-800-747-8908 for locations, or you can pay online at www.sce.com.

(14-574)

Tear here

Tear here

### Usage comparison

	Apr '07	Apr '08	May '08	Jun '08	Jul '08	Aug '08	Sep '08	Oct '08	Nov '08	Dec '08	Jan '09	Feb '09	Mar '09	Apr '09
Total kWh used	30,887	26,635	36,845	45,908	53,698	54,024	48,228	34,511	27,620	18,841	14,208	12,017	17,746	36,465
Number of days	29	29	29	32	30	29	32	30	32	30	33	30	29	32
Appx. average kWh used/day	1,065	918	1,270	1,434	1,789	1,862	1,507	1,150	863	628	430	400	611	1,139

## Details of your new charges

Your rate: TOU-PA-B

Billing period: Mar 26 '09 to Apr 27 '09 (32 days)

### Delivery charges

Facilities rel demand	109 kW x \$5.31000 x 9/32 days	\$162.78
Facilities rel demand	109 kW x \$6.01000 x 23/32 days	\$470.85
Energy-Winter		
Mid peak	5,649 kWh x \$0.00572	\$32.31
Mid peak	14,435 kWh x \$0.00551	\$79.54
Off peak	4,607 kWh x \$0.00572	\$26.35
Off peak	11,774 kWh x \$0.00551	\$64.87
DWR bond charge	36,465 kWh x \$0.00491	\$179.04
Customer charge		\$22.97
Customer charge		\$68.14

### Your Delivery charges include:

- \$87.79 transmission charges
- \$660.45 distribution charges
- \$21.51 nuclear decommissioning charges
- \$142.01 public purpose programs charge
- \$7.30 new system generation charge

### Your Generation charges include:

- \$84.23 competition transition charge

### Generation charges

DWR		
Energy-Winter		
Mid peak	1,705 kWh x \$0.06231	\$106.24
Mid peak	4,357 kWh x \$0.06210	\$270.57
Off peak	1,391 kWh x \$0.06231	\$86.67
Off peak	3,553 kWh x \$0.06210	\$220.64
SCE		
Energy-Winter		
Mid peak	3,944 kWh x \$0.10473	\$413.06
Mid peak	10,078 kWh x \$0.10642	\$1,072.50
Off peak	3,217 kWh x \$0.02361	\$75.95
Off peak	8,220 kWh x \$0.02429	\$199.66

### Your overall energy charges include:

- \$8.72 franchise fees
- \$23.33 franchise fees

### Additional information:

- DWR provided 30.181% of the energy you used this month
- Service voltage: 480 volts

Subtotal of your new charges		\$3,552.14
State tax	36,465 kWh x \$0.00022	\$8.02
<b>Your new charges</b>		<b>\$3,560.16</b>

## Things you should know

### NEW SYSTEM RELIABILITY CHARGE...

The California Public Utilities Commission has authorized the New System Generation Charge (NSGC) for recovery of costs associated with increased system reliability during times of peak demand. This charge applies to all customers in SCE territory who will benefit from increased system reliability, whether the customer receives energy from SCE or some other supplier. The new charge will appear on your bill every month.

For billing and service inquiries  
call 1-800-896-1245, 24 hrs a day, 7 days a week

Date bill prepared: Apr 29 '09

Customer account 2-02-607-7560  
Service account 3-002-0243-53  
1049 W COLUMBIA WAY  
LANCASTER, CA 93534  
Rotating outage Group N001

## Your account summary

Amount of your last bill	\$1,825.47
Payment we received on Apr 10 '09 - thank you	-\$1,825.47
Balance forward	\$0.00
Your new charges	\$3,560.16
<b>Total amount you owe by May 18 '09</b>	<b>\$3,560.16</b>

## Compare the electricity you are using

For meter 349M-007550 from Mar 26 '09 to Apr 27 '09  
Total electricity you used this month in kWh

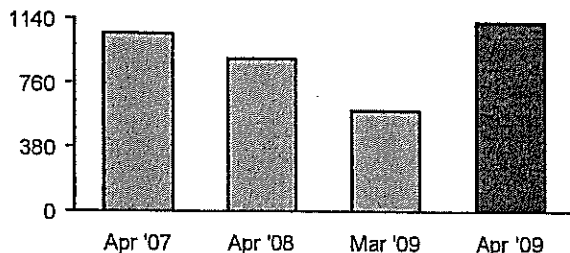
36,465

Your next meter read will be on or about May 27 '09.

	Electricity (kWh)	Demand (kW)	
Winter Season			
Mid peak	20,084	108	(Apr 22 '09 08:45 to 09:00)
Off peak	16,381	109	(Apr 21 '09 07:00 to 07:15)
<b>Total</b>	<b>36,465</b>		

Maximum demand is 109.0 kW

## Your daily average electricity usage (kWh)



*CITY*

Please return the payment stub below with your payment and make your check payable to Southern California Edison.  
If you want to pay in person, call 1-800-747-8908 for locations, or you can pay online at www.sce.com.

14-574) Tear here

Tear here



Customer account 2-02-607-7560  
Please write this number on your check. Make your  
check payable to Southern California Edison.

Amount due by May 18 '09	\$3,560.16
Amount enclosed	\$ <input type="text"/>

CSS0429.P5.0011.001891 01 AT 0.346 \*\*C002



WHITE FENCE FARMS MUTUAL WATER  
41901 20TH ST W  
PALMDALE, CA 93551-1315

P.O. BOX 300  
ROSEMEAD, CA 91772-0001

02 607 7560 00000064 000000000000356016000356016

**WHITE FENCE FARMS MUTUAL WATER CO.**

41901 N. 20TH STREET WEST  
PALMDALE, CA 93551

**WELLS FARGO BANK, N.A.**

CALIFORNIA  
WELLSFARGO.COM

12827

16-24-1220

06/02/2009

PAY TO THE ORDER OF Southern California Edison

\$ \*\*4,032.41

Four Thousand Thirty-Two and 41/100\*\*\*\*\*

DOLLARS

Southern California Edison  
P.O. Box 600  
Rosemead, CA 91771-0001

*[Signature]*  
WELLS FARGO BANK

WELLS FARGO BANK  
Check Fraud  
Protection for Business

MEMO

2-02-607-7560 City 6/17/09

*[Signature]*  
WELLS FARGO BANK

**WHITE FENCE FARMS MUTUAL WATER CO.**

Southern California Edison

06/02/2009

12827

Date	Type	Reference	Original Amt.	Balance Due	Discount	Payment
6/2/2009	Bill	7560 City 6/17/09	4,032.41	4,032.41		4,032.41
				Check Amount		4,032.41

Wells Fargo - 2-02-607-7560 City 6/17/09

4,032.41

**WHITE FENCE FARMS MUTUAL WATER CO.**

Southern California Edison

06/02/2009

12827

Date	Type	Reference	Original Amt.	Balance Due	Discount	Payment
6/2/2009	Bill	7560 City 6/17/09	4,032.41	4,032.41		4,032.41
				Check Amount		4,032.41

Wells Fargo - 2-02-607-7560 City 6/17/09

4,032.41



P.O. Box 300  
Rosemead, CA  
91772-0001  
[www.sce.com](http://www.sce.com)

## Your electricity bill

WHITE FENCE FARMS MUTUAL WATER / Page 1 of 6

For billing and service inquiries call 1-800-896-1245,  
24 hrs a day, 7 days a week

Date bill prepared: May 29 '09

**Customer account** 2-02-607-7560  
**Service account** 3-002-0243-53  
1049 W COLUMBIA WAY  
LANCASTER, CA 93534  
**Rotating outage** Group N001

### Your account summary

Amount of your last bill	\$3,560.16
Payment we received on May 15 '09 - thank you	-\$3,560.16
Balance forward	\$0.00
Your new charges	\$4,032.41
<b>Total amount you owe by Jun 17 '09</b>	<b>\$4,032.41</b>

### Compare the electricity you are using

For meter 349M-007550 from Apr 27 '09 to May 27 '09  
Total electricity you used this month in kWh

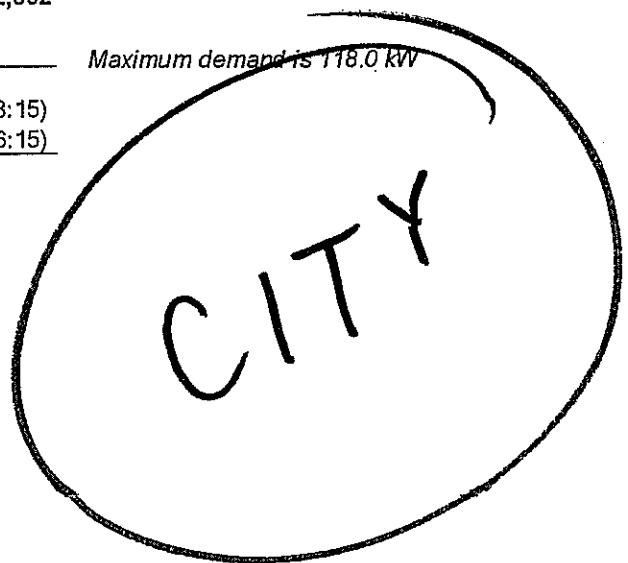
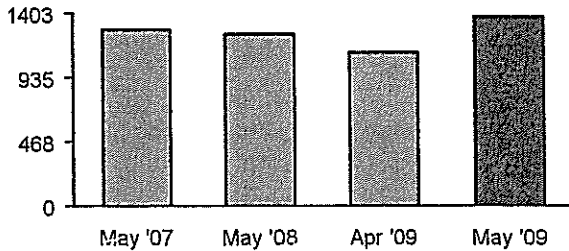
42,092

Your next meter read will be on or about Jun 25 '09.

	Electricity (kWh)	Demand (kW)	
Winter Season			
Mid peak	22,029	117	(May 8 '09 08:00 to 08:15)
Off peak	20,063	118	(May 4 '09 06:00 to 06:15)
<b>Total</b>	<b>42,092</b>		

Maximum demand is 118.0 kW

### Your daily average electricity usage (kWh)



Please return the payment stub below with your payment and make your check payable to Southern California Edison.  
If you want to pay in person, call 1-800-747-8908 for locations, or you can pay online at [www.sce.com](http://www.sce.com).

Tear here

Tear here

### Usage comparison

	May '07	May '08	Jun '08	Jul '08	Aug '08	Sep '08	Oct '08	Nov '08	Dec '08	Jan '09	Feb '09	Mar '09	Apr '09	May '09
<b>Total kWh used</b>	36,580	36,845	45,908	53,698	54,024	48,228	34,511	27,620	18,841	14,208	12,017	17,746	36,465	42,092
<b>Number of days</b>	28	29	32	30	29	32	30	32	30	33	30	29	32	30
<b>Appx. average kWh used/day</b>	1,306	1,270	1,434	1,789	1,862	1,507	1,150	863	628	430	400	611	1,139	1,403

## Details of your new charges

Your rate: TOU-PA-B

Billing period: Apr 27 '09 to May 27 '09 (30 days)

### Delivery charges

Facilities rel demand	118 kW x \$6.01000	\$709.18
Energy-Winter		
Mid peak	22,029 kWh x \$0.00551	\$121.38
Off peak	20,063 kWh x \$0.00551	\$110.55
DWR bond charge	42,092 kWh x \$0.00491	\$206.67
Customer charge		\$94.80

### Your Delivery charges include:

- \$88.86 transmission charges
- \$739.52 distribution charges
- \$24.83 nuclear decommissioning charges
- \$164.16 public purpose programs charge
- \$8.42 new system generation charge

### Generation charges

DWR		
Energy-Winter		
Mid peak	5,170 kWh x \$0.06210	\$321.06
Off peak	4,709 kWh x \$0.06210	\$292.43
SCE		
Energy-Winter		
Mid peak	16,859 kWh x \$0.10642	\$1,794.13
Off peak	15,354 kWh x \$0.02429	\$372.95

### Your Generation charges include:

- \$97.23 competition transition charge

### Your overall energy charges include:

- \$36.45 franchise fees

Subtotal of your new charges		\$4,023.15
State tax	42,092 kWh x \$0.00022	\$9.26
<b>Your new charges</b>		<b>\$4,032.41</b>

### Additional information:

- DWR provided 23.470% of the energy you used this month
- Service voltage: 480 volts

## Things you should know

**Discover the most convenient way to receive your bill.**

Learn more at [www.sce.com/paperless](http://www.sce.com/paperless)



# Your electricity bill

WHITE FENCE FARMS MUTUAL WATER / Page 1 of 6

For billing and service inquiries call 1-800-896-1245,  
24 hrs a day, 7 days a week

Date bill prepared: May 29 '09

Customer account 2-02-607-7560  
Service account 3-002-0243-53  
1049 W COLUMBIA WAY  
LANCASTER, CA 93534  
Rotating outage Group N001

## Your account summary

Amount of your last bill	\$3,560.16
Payment we received on May 15 '09 - thank you	-\$3,560.16
Balance forward	\$0.00
Your new charges	\$4,032.41
<b>Total amount you owe by Jun 17 '09</b>	<b>\$4,032.41</b>

## Compare the electricity you are using

For meter 349M-007550 from Apr 27 '09 to May 27 '09  
Total electricity you used this month in kWh

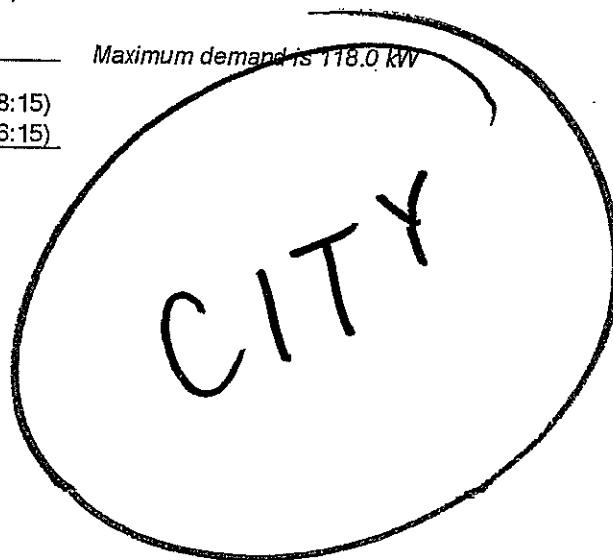
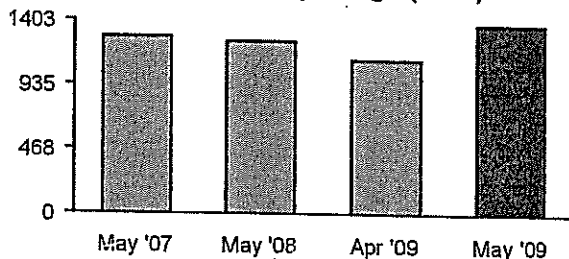
42,092

Your next meter read will be on or about Jun 25 '09.

	Electricity (kWh)	Demand (kW)	
Winter Season			
Mid peak	22,029	117	(May 8 '09 08:00 to 08:15)
Off peak	20,063	118	(May 4 '09 06:00 to 06:15)
<b>Total</b>	<b>42,092</b>		

Maximum demand is 118.0 kW

## Your daily average electricity usage (kWh)



Please return the payment stub below with your payment and make your check payable to Southern California Edison.  
If you want to pay in person, call 1-800-747-8908 for locations, or you can pay online at www.sce.com.

Tear here

Tear here



Customer account 2-02-607-7560  
Please write this number on your check. Make your  
check payable to Southern California Edison.

Amount due by Jun 17 '09 \$4,032.41

Amount enclosed \$

CSS0529.P5.0012.001794 01 AT 0.357 \*\*C002



WHITE FENCE FARMS MUTUAL WATER  
41901 20TH ST W  
PALMDALE, CA 93551-1315

P.O. BOX 300  
ROSEMEAD, CA 91772-0001

02 607 7560 00000068 000000000000403241000403241

12868

## WHITE FENCE FARMS MUTUAL WATER CO.

41901 N. 20TH STREET WEST  
PALMDALE, CA 93551

WELLS FARGO BANK, N.A.

CALIFORNIA  
WELLSFARGO.COM

16-24-1220



07/06/2009

PAY TO THE ORDER OF Southern California Edison

\$ \*\*4,174.00

Four Thousand One Hundred Seventy-Four and 00/100\*\*\*\*\*

DOLLARS

Southern California Edison  
P.O. Box 600  
Rosemead, CA 91771-0001


EZShield™ Check Fraud  
Protection for Business

MEMO

2-02-607-7560 City 7/16/09

## WHITE FENCE FARMS MUTUAL WATER CO.

Southern California Edison

07/06/2009

12868

Date	Type	Reference	Original Amt.	Balance Due	Discount	Payment
7/6/2009	Bill	7560 City 7/16/09	4,174.00	4,174.00		4,174.00
				Check Amount		4,174.00

CITY 2009

Wells Fargo - 2-02-607-7560 City 7/16/09

4,174.00

## WHITE FENCE FARMS MUTUAL WATER CO.

Southern California Edison

07/06/2009

12868

Date	Type	Reference	Original Amt.	Balance Due	Discount	Payment
7/6/2009	Bill	7560 City 7/16/09	4,174.00	4,174.00		4,174.00
				Check Amount		4,174.00

Wells Fargo 2-02-607-7560 City 7/16/09

4,174.00



P.O. Box 300  
Rosemead, CA  
91772-0001  
[www.sce.com](http://www.sce.com)

## Your electricity bill

WHITE FENCE FARMS MUTUAL WATER / Page 1 of 6

For billing and service inquiries call 1-800-896-1245,  
24 hrs a day, 7 days a week

Date bill prepared: Jun 27 '09

Customer account 2-02-607-7560  
Service account 3-002-0243-53  
1049 W COLUMBIA WAY  
LANCASTER, CA 93534  
Rotating outage Group N001

### Your account summary

Amount of your last bill	\$4,032.41
Payment we received on Jun 08 '09 - thank you	-\$4,032.41
Balance forward	\$0.00
Your new charges	\$4,174.00
<b>Total amount you owe by Jul 16 '09</b>	<b>\$4,174.00</b>

### Compare the electricity you are using

For meter 349M-007550 from May 27 '09 to Jun 25 '09  
Total electricity you used this month in kWh

35,532

Your next meter read will be on or about Jul 27 '09.

	Electricity (kWh)	Demand (kW)	
Summer Season			
On peak	7,069	93	(Jun 23 '09 15:30 to 15:45)
Mid peak	7,714	105	(Jun 23 '09 08:00 to 08:15)
Off peak	14,069	116	(Jun 22 '09 06:00 to 06:15)
Winter Season			
Mid peak	2,919	108	(May 29 '09 08:00 to 08:15)
Off peak	3,761	119	(May 27 '09 07:15 to 07:30)
Total	35,532		

Maximum demand is 119 kW

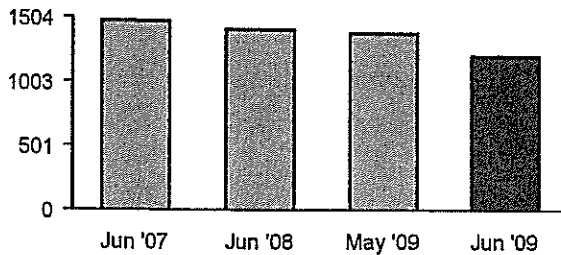
CITY 09

Please return the payment stub below with your payment and make your check payable to Southern California Edison.  
If you want to pay in person, call 1-800-747-8008 for locations, or you can pay online at [www.sce.com](http://www.sce.com).

(14-574) Tear here

Tear here

**Your daily average electricity usage (kWh)**



**Usage comparison**

	Jun '07	Jun '08	Jul '08	Aug '08	Sep '08	Oct '08	Nov '08	Dec '08	Jan '09	Feb '09	Mar '09	Apr '09	May '09	Jun '09
Total kWh used	46,628	45,908	53,698	54,024	48,228	34,511	27,620	18,841	14,208	12,017	17,746	36,465	42,092	35,532
Number of days	31	32	30	29	32	30	32	30	33	30	29	32	30	29
Appx. average kWh used/day	1,504	1,434	1,789	1,862	1,507	1,150	863	628	430	400	611	1,139	1,403	1,225

**Details of your new charges**

Your rate: TOU-PA-B

Billing period: May 27 '09 to Jun 25 '09 (29 days Winter/Summer Season)

**Delivery charges**

Facilities rel demand	119 kW x \$6.01000	\$715.19
Energy-Summer		
On peak	7,069 kWh x \$0.00590	\$41.71
Mid peak	7,714 kWh x \$0.00590	\$45.51
Off peak	14,069 kWh x \$0.00590	\$83.01
Energy-Winter		
Mid peak	2,919 kWh x \$0.00551	\$16.08
Off peak	3,761 kWh x \$0.00551	\$20.72
DWR bond charge	35,532 kWh x \$0.00491	\$174.46
Customer charge		\$94.80

**Your Delivery charges include:**

- \$93.63 transmission charges
- \$736.97 distribution charges
- \$20.96 nuclear decommissioning charges
- \$138.57 public purpose programs charge
- \$18.35 new system generation charge

**Generation charges**

DWR		
Energy-Summer		
On peak	1,722 kWh x \$0.06225	\$107.19
Mid peak	1,880 kWh x \$0.06225	\$117.03
Off peak	3,428 kWh x \$0.06225	\$213.39
Energy-Winter		
Mid peak	711 kWh x \$0.06210	\$44.15
Off peak	916 kWh x \$0.06210	\$56.88
SCE		
Demand-Summer		
On peak	93 kW x \$9.75000 x 24/29 days	\$750.41
Energy-Summer		
On peak	5,347 kWh x \$0.11398	\$609.45

**Your Generation charges include:**

- \$82.08 competition transition charge

**Your overall energy charges include:**

- \$37.75 franchise fees

**Additional information:**

- DWR provided 24.366% of the energy you used this month
- Service voltage: 480 volts

*Higher*

12898

## WHITE FENCE FARMS MUTUAL WATER CO.

41901 N. 20TH STREET WEST  
PALMDALE, CA 93551

WELLS FARGO BANK, N.A.

CALIFORNIA  
WELLSFARGO.COM

16-24-1220



08/03/2009

PAY TO THE ORDER OF Southern California Edison

\$ \*\*5,361.27

Five Thousand Three Hundred Sixty-One and 27/100\*\*\*\*\*

DOLLARS

Southern California Edison  
P.O. Box 600  
Rosemead, CA 91771-0001


ETShield™ Check Fraud  
Protection for Business

MEMO

2-02-607-7560 City

## WHITE FENCE FARMS MUTUAL WATER CO.

Southern California Edison

08/03/2009

12898

Date	Type	Reference	Original Amt.	Balance Due	Discount	Payment
8/3/2009	Bill	7560 8/17/09 City	5,361.27	5,361.27		5,361.27
				Check Amount		5,361.27

Wells Fargo 2-02-607-7560 City

5,361.27

## WHITE FENCE FARMS MUTUAL WATER CO.

Southern California Edison

08/03/2009

12898

Date	Type	Reference	Original Amt.	Balance Due	Discount	Payment
8/3/2009	Bill	7560 8/17/09 City	5,361.27	5,361.27		5,361.27
				Check Amount		5,361.27

Wells Fargo - 2-02-607-7560 City

5,361.27

For billing and service inquiries call 1-800-896-1245,  
24 hrs a day, 7 days a week

Date bill prepared: Jul 29 '09

Customer account 2-02-607-7560  
Service account 3-002-0243-53  
1049 W COLUMBIA WAY  
LANCASTER, CA 93534  
Rotating outage Group N001

## Your account summary

Amount of your last bill	\$4,174.00
Payment we received on Jul 10 '09 - thank you	-\$4,174.00
Balance forward	\$0.00
Your new charges	\$5,361.27
<b>Total amount you owe by Aug 17 '09</b>	<b>\$5,361.27</b>

## Compare the electricity you are using

For meter 349M-007550 from Jun 25 '09 to Jul 27 '09  
Total electricity you used this month in kWh

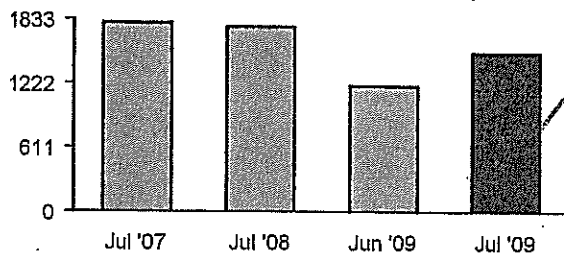
49,356

Your next meter read will be on or about Aug 25 '09.

	Electricity (kWh)	Demand (kW)
Summer Season		
On peak	10,835	100 (Jul 20 '09 12:00 to 12:15)
Mid peak	13,046	110 (Jul 22 '09 08:00 to 08:15)
Off peak	25,475	121 (Jul 13 '09 06:00 to 06:15)
<b>Total</b>	<b>49,356</b>	

Maximum demand is 121.0 kW

## Your daily average electricity usage (kWh)



CITY

Please return the payment stub below with your payment and make your check payable to Southern California Edison.  
If you want to pay in person, call 1-800-747-8908 for locations, or you can pay online at www.sce.com.

Tear here

Tear here

**Usage comparison**

	Jul '07	Jul '08	Aug '08	Sep '08	Oct '08	Nov '08	Dec '08	Jan '09	Feb '09	Mar '09	Apr '09	May '09	Jun '09	Jul '09
Total kWh used	58,640	53,698	54,024	48,228	34,511	27,620	18,841	14,208	12,017	17,746	36,465	42,092	35,532	49,356
Number of days	32	30	29	32	30	32	30	33	30	29	32	30	29	32
Appx. average kWh used/day	1,832	1,789	1,862	1,507	1,150	863	628	430	400	611	1,139	1,403	1,225	1,542

## Details of your new charges

Your rate: TOU-PA-B

Billing period: Jun 25 '09 to Jul 27 '09 (32 days)

**Delivery charges**

Facilities rel demand	121 kW x \$6.01000	\$727.21
Energy-Summer		
On peak	10,835 kWh x \$0.00590	\$63.93
Mid peak	13,046 kWh x \$0.00590	\$76.97
Off peak	25,475 kWh x \$0.00590	\$150.30
DWR bond charge	49,356 kWh x \$0.00491	\$242.34
Customer charge		\$94.80

**Your Delivery charges include:**

- \$87.53 transmission charges
- \$763.10 distribution charges
- \$29.12 nuclear decommissioning charges
- \$192.49 public purpose programs charge
- \$29.12 new system generation charge

**Generation charges**

DWR		
Energy-Summer		
On peak	2,839 kWh x \$0.06225	\$176.73
Mid peak	3,418 kWh x \$0.06225	\$212.77
Off peak	6,675 kWh x \$0.06225	\$415.52
SCE		
Demand-Summer		
On peak	100 kW x \$9.75000	\$975.00
Energy-Summer		
On peak	7,996 kWh x \$0.11398	\$911.38
Mid peak	9,628 kWh x \$0.08932	\$859.97
Off peak	18,800 kWh x \$0.02359	\$443.49

**Your Generation charges include:**

- \$114.01 competition transition charge

**Your overall energy charges include:**

- \$48.47 franchise fees

**Additional information:**

- DWR provided 26.203% of the energy you used this month
- Service voltage: 480 volts

Subtotal of your new charges		\$5,350.41
State tax	49,356 kWh x \$0.00022	\$10.86
<b>Your new charges</b>		<b>\$5,361.27</b>

12939

**WHITE FENCE FARMS MUTUAL WATER CO.**41901 N. 20TH STREET WEST  
PALMDALE, CA 93551**WELLS FARGO BANK, N.A.**CALIFORNIA  
WELLSFARGO.COM



16-24-1220

09/01/2009

PAY TO THE ORDER OF Southern California Edison

\$\*\*5,446.06

Five Thousand Four Hundred Forty-Six and 06/100\*\*\*\*\*

DOLLARS Southern California Edison  
P.O. Box 600  
Rosemead, CA 91771-0001  


MEMO

2-02-607-7560 9/15/09 City

**WHITE FENCE FARMS MUTUAL WATER CO.**

Southern California Edison

Date	Type	Reference
9/1/2009	Bill	7560 9/15/09 City

Original Amt.
5,446.06

09/01/2009	
Balance Due	Discount
5,446.06	
Check Amount	

12939

Payment
5,446.06
5,446.06

Wells Fargo - 2-02-607-7560 9/15/09 City

5,446.06

**WHITE FENCE FARMS MUTUAL WATER CO.**

Southern California Edison

Date	Type	Reference
9/1/2009	Bill	7560 9/15/09 City

Original Amt.
5,446.06

09/01/2009	
Balance Due	Discount
5,446.06	
Check Amount	

12939

Payment
5,446.06
5,446.06

Wells Fargo - 2-02-607-7560 9/15/09 City

5,446.06



For billing and service inquiries call 1-800-896-1245,  
24 hrs a day, 7 days a week

Date bill prepared: Aug 27 '09

**Customer account** 2-02-607-7560  
**Service account** 3-002-0243-53  
1049 W COLUMBIA WAY  
LANCASTER, CA 93534  
**Rotating outage** Group N001

## Your account summary

Amount of your last bill	\$5,361.27
Payment we received on Aug 10 '09 - thank you	-\$5,361.27
Balance forward	\$0.00
Your new charges	\$5,446.06
<b>Total amount you owe by Sep 15 '09</b>	<b>\$5,446.06</b>

## Compare the electricity you are using

For meter 349M-007550 from Jul 27 '09 to Aug 25 '09  
Total electricity you used this month in kWh

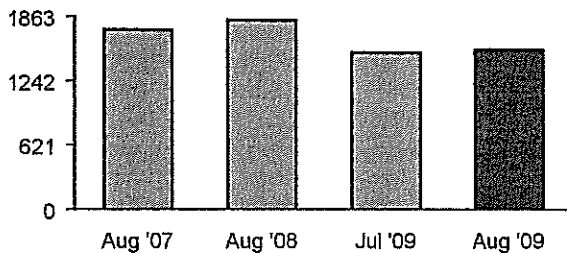
45,722

Your next meter read will be on or about Sep 24 '09.

	Electricity (kWh)	Demand (kW)
Summer Season		
On peak	11,196	117 (Aug 21 '09 17:45 to 18:00)
Mid peak	13,035	117 (Aug 21 '09 19:00 to 19:15)
Off peak	21,491	131 (Aug 24 '09 06:00 to 06:15)
<b>Total</b>	<b>45,722</b>	

Maximum demand is 131.0 kW

## Your daily average electricity usage (kWh)



Please return the payment stub below with your payment and make your check payable to Southern California Edison.  
If you want to pay in person, call 1-800-747-8908 for locations, or you can pay online at www.sce.com.

Tear here

Tear here

### Usage comparison

	Aug '07	Aug '08	Sep '08	Oct '08	Nov '08	Dec '08	Jan '09	Feb '09	Mar '09	Apr '09	May '09	Jun '09	Jul '09	Aug '09
Total kWh used	51,203	54,024	48,228	34,511	27,620	18,841	14,208	12,017	17,746	36,465	42,092	35,532	49,356	45,722
Number of days	29	29	32	30	32	30	33	30	29	32	30	29	32	29
Appx. average kWh used/day	1,765	1,862	1,507	1,150	863	628	430	400	611	1,139	1,403	1,225	1,542	1,576

## Details of your new charges

Your rate: TOU-PA-B

Billing period: Jul 27 '09 to Aug 25 '09 (29 days)

### Delivery charges

Facilities rel demand	131 kW x \$6.01000	\$787.31
Energy-Summer		
On peak	11,196 kWh x \$0.00590	\$66.06
Mid peak	13,035 kWh x \$0.00590	\$76.91
Off peak	21,491 kWh x \$0.00590	\$126.80
DWR bond charge	45,722 kWh x \$0.00491	\$224.50
Customer charge		\$94.80

### Your Delivery charges include:

- \$99.24 transmission charges
- \$809.39 distribution charges
- \$26.98 nuclear decommissioning charges
- \$178.32 public purpose programs charge
- \$26.98 new system generation charge

### Generation charges

DWR		
Energy-Summer		
On peak	3,153 kWh x \$0.06225	\$196.27
Mid peak	3,671 kWh x \$0.06225	\$228.52
Off peak	6,052 kWh x \$0.06225	\$376.74
SCE		
Demand-Summer		
On peak	117 kW x \$9.75000	\$1,140.75
Energy-Summer		
On peak	8,043 kWh x \$0.11398	\$916.74
Mid peak	9,364 kWh x \$0.08932	\$836.39
Off peak	15,439 kWh x \$0.02359	\$364.21

### Your Generation charges include:

- \$105.62 competition transition charge

### Your overall energy charges include:

- \$49.25 franchise fees

### Additional information:

- DWR provided 28.160% of the energy you used this month
- Service voltage: 480 volts

Subtotal of your new charges		\$5,436.00
State tax	45,722 kWh x \$0.00022	\$10.06
<b>Your new charges</b>		<b>\$5,446.06</b>



P.O. Box 300  
Rosemead, CA  
91772-0001  
www.sce.com

# Your electricity bill

WHITE FENCE FARMS MUTUAL WATER / Page 1 of 6

For billing and service inquiries call 1-800-896-1245,  
24 hrs a day, 7 days a week

Date bill prepared: Aug 27 '09

Customer account 2-02-607-7560  
Service account 3-002-0243-53  
1049 W COLUMBIA WAY  
LANCASTER, CA 93534  
Rotating outage Group N001

## Your account summary

Amount of your last bill	\$5,361.27
Payment we received on Aug 10 '09 - thank you	-\$5,361.27
Balance forward	\$0.00
Your new charges	\$5,446.06
<b>Total amount you owe by Sep 15 '09</b>	<b>\$5,446.06</b>

## Compare the electricity you are using

For meter 349M-007550 from Jul 27 '09 to Aug 25 '09  
Total electricity you used this month in kWh

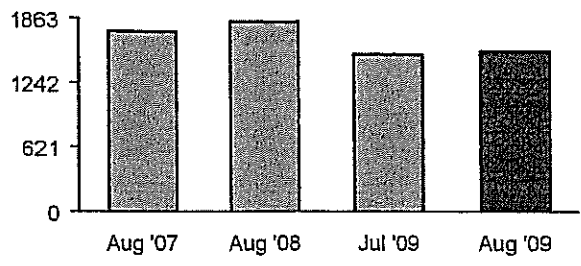
45,722

Your next meter read will be on or about Sep 24 '09.

Electricity (kWh)		Demand (kW)	
Summer Season			
On peak	11,196	117	(Aug 21 '09 17:45 to 18:00)
Mid peak	13,035	117	(Aug 21 '09 19:00 to 19:15)
Off peak	21,491	131	(Aug 24 '09 06:00 to 06:15)
Total	45,722		

Maximum demand is 131.0 kW

## Your daily average electricity usage (kWh)



Please return the payment stub below with your payment and make your check payable to Southern California Edison.  
If you want to pay in person, call 1-800-747-8908 for locations, or you can pay online at www.sce.com.

14-574) Tear here

Tear here



Customer account 2-02-607-7560  
Please write this number on your check. Make your  
check payable to Southern California Edison.

Amount due by Sep 15 '09 \$5,446.06  
Amount enclosed \$

CSS0827.P5.0011.001867 01 AT 0.357 \*\*C002



WHITE FENCE FARMS MUTUAL WATER  
41901 20TH ST W  
PALMDALE, CA 93551-1315

P.O. BOX 300  
ROSEMEAD, CA 91772-0001

02 607 7560 00000062 000000000000544606000544606

WHITE FENCE FARMS MUTUAL WATER CO.

41901 N. 20TH STREET WEST  
PALMDALE, CA 93551

WELLS FARGO BANK, N.A.

CALIFORNIA  
WELLSFARGO.COM

12981

16-24-1220

10/05/2009

PAY TO THE ORDER OF Southern California Edison

\$\*\*5,017.98

Five Thousand Seventeen and 98/100\*\*\*\*\*

DOLLARS

Southern California Edison  
P.O. Box 600  
Rosemead, CA 91771-0001

  
 MP

MEMO 2-02-607-7560 10/15/09 CITY

WHITE FENCE FARMS MUTUAL WATER CO.

Southern California Edison

Date 10/5/2009 Type Bill Reference 7560 10/15/09 City

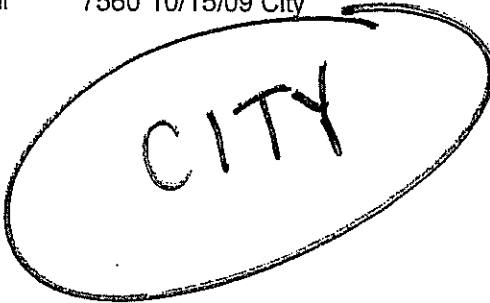
Original Amt. 5,017.98

10/05/2009

12981

Balance Due 5,017.98  
Discount  
Check Amount

Payment 5,017.98  
5,017.98



Wells Fargo - 2-02-607-7560 10/15/09 CITY

5,017.98

WHITE FENCE FARMS MUTUAL WATER CO.

Southern California Edison

Date 10/5/2009 Type Bill Reference 7560 10/15/09 City

Original Amt. 5,017.98

10/05/2009


12981

Balance Due 5,017.98  
Discount  
Check Amount

Payment 5,017.98  
5,017.98

Wells Fargo - 2-02-607-7560 10/15/09 CITY

5,017.98



SOUTHERN CALIFORNIA  
**EDISON®**

An EDISON INTERNATIONAL® Company

P.O. Box 300  
Rosemead, CA  
91772-0001  
[www.sce.com](http://www.sce.com)

## Your electricity bill

WHITE FENCE FARMS MUTUAL WATER / Page 1 of 6

For billing and service inquiries call 1-800-896-1245,  
24 hrs a day, 7 days a week

Date bill prepared: Sep 26 '09

Customer account 2-02-607-7560  
Service account 3-002-0243-53  
1049 W COLUMBIA WAY  
LANCASTER, CA 93534  
Rotating outage Group N001

### Your account summary

Amount of your last bill	\$5,446.06
Payment we received on Sep 08 '09 - thank you	-\$5,446.06
Balance forward	\$0.00
Your new charges	\$5,017.98
<b>Total amount you owe by Oct 15 '09</b>	<b>\$5,017.98</b>

### Compare the electricity you are using

For meter 349M-007550 from Aug 25 '09 to Sep 24 '09  
Total electricity you used this month in kWh


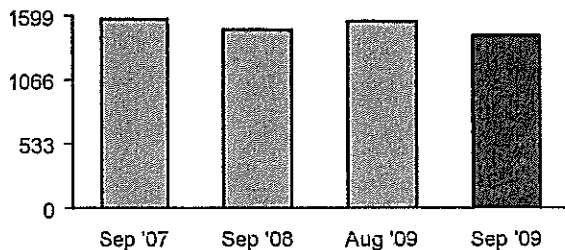
43,595

Your next meter read will be on or about Oct 26 '09.

	Electricity (kWh)	Demand (kW)
Summer Season		
On peak	10,132	104 (Aug 28 '09 17:00 to 17:15)
Mid peak	10,415	111 (Aug 25 '09 08:00 to 08:15)
Off peak	23,048	129 (Aug 29 '09 06:00 to 06:15)
<b>Total</b>	<b>43,595</b>	

Maximum demand is 129.0 kW

### Your daily average electricity usage (kWh)



Please return the payment stub below with your payment and make your check payable to Southern California Edison.  
If you want to pay in person, call 1-800-747-8908 for locations, or you can pay online at [www.sce.com](http://www.sce.com).

Tear here



SOUTHERN CALIFORNIA  
**EDISON®**

An EDISON INTERNATIONAL® Company

WHITE FENCE FARMS MUTUAL WATER /Page 3 of 6

### Usage comparison

	Sep '07	Sep '08	Oct '08	Nov '08	Dec '08	Jan '09	Feb '09	Mar '09	Apr '09	May '09	Jun '09	Jul '09	Aug '09	Sep '09
Total kWh used	47,966	48,228	34,511	27,620	18,841	14,208	12,017	17,746	36,465	42,092	35,532	49,356	45,722	43,595
Number of days	30	32	30	32	30	33	30	29	32	30	29	32	29	30
Appx. average kWh used/day	1,598	1,507	1,150	863	628	430	400	611	1,139	1,403	1,225	1,542	1,576	1,453

## Details of your new charges

Your rate: TOU-PA-B

Billing period: Aug 25 '09 to Sep 24 '09 (30 days)

### Delivery charges

Facilities rel demand	129 kW x \$6.01000	\$775.29
Energy-Summer		
On peak	10,132 kWh x \$0.00590	\$59.78
Mid peak	10,415 kWh x \$0.00590	\$61.45
Off peak	23,048 kWh x \$0.00590	\$135.98
DWR bond charge	43,595 kWh x \$0.00491	\$214.05
Customer charge		\$94.80

### Your Delivery charges include:

- \$98.55 transmission charges
- \$796.82 distribution charges
- \$25.72 nuclear decommissioning charges
- \$170.02 public purpose programs charge
- \$25.72 new system generation charge

### Generation charges

DWR		
Energy-Summer		
On peak	2,885 kWh x \$0.06225	\$179.59
Mid peak	2,966 kWh x \$0.06225	\$184.63
Off peak	6,564 kWh x \$0.06225	\$408.61
SCE		
Demand-Summer		
On peak	104 kW x \$9.75000	\$1,014.00
Energy-Summer		
On peak	7,247 kWh x \$0.11398	\$826.01
Mid peak	7,449 kWh x \$0.08932	\$665.34
Off peak	16,484 kWh x \$0.02359	\$388.86

### Your Generation charges include:

- \$100.70 competition transition charge

### Your overall energy charges include:

- \$45.38 franchise fees

### Additional information:

- DWR provided 28.478% of the energy you used this month
- Service voltage: 480 volts

Subtotal of your new charges		\$5,008.39
State tax	43,595 kWh x \$0.00022	\$9.59
<b>Your new charges</b>		<b>\$5,017.98</b>

## Things you should know

### Looking for a more convenient way to receive and pay your monthly electric bill?

Online Billing lets you view your current bill and review your account history without receiving a paper bill. Online Payment offers the convenience of paying online, any time of day, seven days a week. You'll save on postage, too. Enroll in SCE's free My Account service today at [www.sce.com/mybill](http://www.sce.com/mybill).



P.O. Box 300  
Rosemead, CA  
91772-0001  
www.sce.com

## Your electricity bill

WHITE FENCE FARMS MUTUAL WATER / Page 1 of 6

For billing and service inquiries call 1-800-896-1245,  
24 hrs a day, 7 days a week

Date bill prepared: Sep 26 '09

Customer account 2-02-607-7560  
Service account 3-002-0243-53  
1049 W.COLUMBIA WAY  
LANCASTER, CA 93534  
Rotating outage Group N001

### Your account summary

Amount of your last bill	\$5,446.06
Payment we received on Sep 08 '09 - thank you	-\$5,446.06
Balance forward	\$0.00
Your new charges	\$5,017.98
<b>Total amount you owe by Oct 15 '09</b>	<b>\$5,017.98</b>

### Compare the electricity you are using

For meter 349M-007550 from Aug 25 '09 to Sep 24 '09  
Total electricity you used this month in kWh


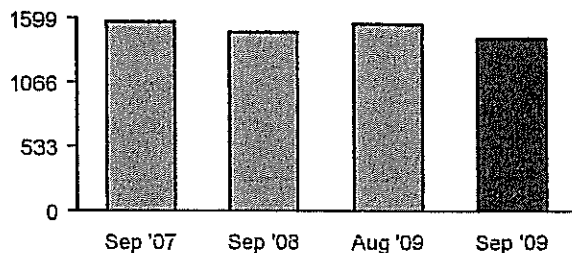
43,595

Your next meter read will be on or about Oct 26 '09.

	Electricity (kWh)	Demand (kW)
Summer Season		
On peak	10,132	104 (Aug 28 '09 17:00 to 17:15)
Mid peak	10,415	111 (Aug 25 '09 08:00 to 08:15)
Off peak	23,048	129 (Aug 29 '09 06:00 to 06:15)
Total	43,595	

Maximum demand is 129.0 kW

### Your daily average electricity usage (kWh)



Please return the payment stub below with your payment and make your check payable to Southern California Edison.  
If you want to pay in person, call 1-800-747-8908 for locations, or you can pay online at www.sce.com.

Tear here



Customer account 2-02-607-7560  
Please write this number on your check. Make your  
check payable to Southern California Edison.

Amount due by Oct 15 '09 \$5,017.98

Amount enclosed \$

CSS0926.P5.0011.001535 01 AT 0.357 \*\*C002



WHITE FENCE FARMS MUTUAL WATER  
41901 20TH ST W  
PALMDALE, CA 93551-1315

P.O. BOX 300  
ROSEMEAD, CA 91772-0001

02 607 7560 00000066 0000000000005017980000501798

13024

**WHITE FENCE FARMS MUTUAL WATER CO.**41901 N. 20TH STREET WEST  
PALMDALE, CA 93551**WELLS FARGO BANK, N.A.**CALIFORNIA  
WELLSFARGO.COM



16-24-1220

11/02/2009

PAY TO THE ORDER OF Southern California Edison

\$\*\*3,537.23

Three Thousand Five Hundred Thirty-Seven and 23/100\*\*\*\*\*

DOLLARS Southern California Edison  
P.O. Box 600  
Rosemead, CA 91771-0001

MEMO 2-02-607-7560 11/16/09 City

**WHITE FENCE FARMS MUTUAL WATER CO.**

Southern California Edison


11/02/2009

13024

Date	Type	Reference	Original Amt.	Balance Due	Discount	Payment
10/31/2009	Bill	7560 11/16/09 City	3,537.23	3,537.23		3,537.23
				Check Amount		3,537.23

Wells Fargo -- 2-02-607-7560 11/16/09 City

3,537.23

**WHITE FENCE FARMS MUTUAL WATER CO.**

Southern California Edison

11/02/2009

13024

Date	Type	Reference	Original Amt.	Balance Due	Discount	Payment
10/31/2009	Bill	7560 11/16/09 City	3,537.23	3,537.23		3,537.23
				Check Amount		3,537.23

Wells Fargo -- 2-02-607-7560 11/16/09 City

3,537.23





P.O. Box 300  
Rosemead, CA  
91772-0001  
[www.sce.com](http://www.sce.com)

## Your electricity bill

WHITE FENCE FARMS MUTUAL WATER / Page 1 of 6

For billing and service inquiries call 1-800-896-1245,  
Mon - Fri 7 a.m. to 7 p.m. and Saturday 8 a.m. to 5 p.m.  
For emergency services call 24 hrs a day, 7 days a week

Date bill prepared: Oct 28 '09

Customer account 2-02-607-7560  
Service account 3-002-0243-53  
1049 W COLUMBIA WAY  
LANCASTER, CA 93534  
Rotating outage Group N001

### Your account summary

Amount of your last bill	\$5,017.98
Payment we received on Oct 14 '09 - thank you	-\$5,017.98
Balance forward	\$0.00
Your new charges	\$3,537.23
<b>Total amount you owe by Nov 16 '09</b>	<b>\$3,537.23</b>

### Compare the electricity you are using


For meter 349M-007550 from Sep 24 '09 to Oct 26 '09  
Total electricity you used this month in kWh

36,109

Your next meter read will be on or about Nov 24 '09.

Electricity (kWh)		Demand (kW)	
Summer Season			
On peak	2,418	100	(Sep 29 '09 12:00 to 12:15)
Mid peak	2,262	112	(Sep 30 '09 08:00 to 08:15)
Off peak	4,940	121	(Sep 30 '09 06:00 to 06:15)
Winter Season			
Mid peak	11,323	107	(Oct 12 '09 08:15 to 08:30)
Off peak	15,166	120	(Oct 2 '09 06:00 to 06:15)
Total	36,109		

Maximum demand is 121.0 kW



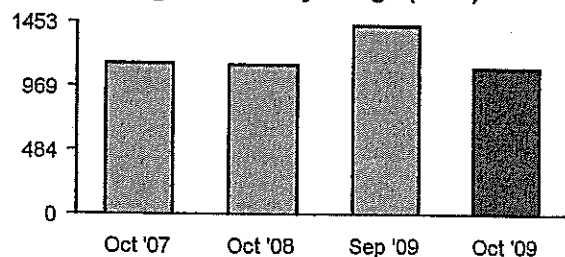
Please return the payment stub below with your payment and make your check payable to Southern California Edison.  
If you want to pay in person, call 1-800-747-8908 for locations, or you can pay online at [www.sce.com](http://www.sce.com).

14-574)

Tear here

Tear here

### Your daily average electricity usage (kWh)



### Usage comparison

	Oct '07	Oct '08	Nov '08	Dec '08	Jan '09	Feb '09	Mar '09	Apr '09	May '09	Jun '09	Jul '09	Aug '09	Sep '09	Oct '09
Total kWh used	37,242	34,511	27,620	18,841	14,208	12,017	17,746	36,465	42,092	35,532	49,356	45,722	43,595	36,109
Number of days	32	30	32	30	33	30	29	32	30	29	32	29	30	32
Appx. average kWh used/day	1,163	1,150	863	628	430	400	611	1,139	1,403	1,225	1,542	1,576	1,453	1,128

## Details of your new charges

Your rate: TOU-PA-B

Billing period: Sep 24 '09 to Oct 26 '09 (32 days Summer/Winter Season)

### Delivery charges

Facilities rel demand	121 kW x \$6.01000 x 7/32 days	\$159.08
Facilities rel demand	121 kW x \$6.82000 x 25/32 days	\$644.70
Energy-Summer		
On peak	2,418 kWh x \$0.00590	\$14.27
Mid peak	2,262 kWh x \$0.00590	\$13.35
Off peak	4,940 kWh x \$0.00590	\$29.15
Energy-Winter		
Mid peak	11,323 kWh x \$0.00716	\$81.07
Off peak	15,166 kWh x \$0.00716	\$108.59
DWR bond charge	36,109 kWh x \$0.00491	\$177.29
Customer charge		\$20.74
Customer charge		\$88.88

### Generation charges

DWR		
Energy-Summer		
On peak	730 kWh x \$0.06225	\$45.44
Mid peak	683 kWh x \$0.06225	\$42.52
Off peak	1,491 kWh x \$0.06225	\$92.81
Energy-Winter		
Mid peak	3,417 kWh x \$0.06225	\$212.71
Off peak	4,577 kWh x \$0.06225	\$284.92
SCE		
Demand-Summer		
On peak	100 kW x \$9.75000 x 7/32 days	\$213.28

### Your Delivery charges include:

- \$92.20 transmission charges
- \$867.04 distribution charges
- \$21.31 nuclear decommissioning charges
- \$149.30 public purpose programs charge
- \$21.30 new system generation charge

### Your Generation charges include:

- \$83.41 competition transition charge

### Your overall energy charges include:

- \$31.98 franchise fees

### Additional information:

- DWR provided 30.180% of the energy you used this month
- Service voltage: 480 volts



SOUTHERN CALIFORNIA  
**EDISON®**

An EDISON INTERNATIONAL® Company

P.O. Box 300  
Rosemead, CA  
91772-0001  
[www.sce.com](http://www.sce.com)

# Your electricity bill

WHITE FENCE FARMS MUTUAL WATER / Page 1 of 6

For billing and service inquiries call 1-800-896-1245,  
Mon - Fri 7 a.m. to 7 p.m. and Saturday 8 a.m. to 5 p.m.  
For emergency services call 24 hrs a day, 7 days a week

Date bill prepared: Oct 28 '09

Customer account 2-02-607-7560  
Service account 3-002-0243-53  
1049 W. COLUMBIA WAY  
LANCASTER, CA 93534  
Rotating outage Group N001

## Your account summary

Amount of your last bill	\$5,017.98
Payment we received on Oct 14 '09 - thank you	\$5,017.98
Balance forward	\$0.00
Your new charges	\$3,537.23
<b>Total amount you owe by Nov 16 '09</b>	<b>\$3,537.23</b>

## Compare the electricity you are using


For meter 349M-007550 from Sep 24 '09 to Oct 26 '09  
Total electricity you used this month in kWh

36,109

Your next meter read will be on or about Nov 24 '09.

	Electricity (kWh)	Demand (kW)	
<b>Summer Season</b>			
On peak	2,418	100	(Sep 29 '09 12:00 to 12:15)
Mid peak	2,262	112	(Sep 30 '09 08:00 to 08:15)
Off peak	4,940	121	(Sep 30 '09 06:00 to 06:15)
<b>Winter Season</b>			
Mid peak	11,323	107	(Oct 12 '09 08:15 to 08:30)
Off peak	15,166	120	(Oct 2 '09 06:00 to 06:15)
<b>Total</b>	<b>36,109</b>		

Maximum demand is 121.0 kW



Please return the payment stub below with your payment and make your check payable to Southern California Edison.  
If you want to pay in person, call 1-800-747-8908 for locations, or you can pay online at [www.sce.com](http://www.sce.com).

Tear here

(14-574) Tear here



Customer account 2-02-607-7560  
Please write this number on your check. Make your  
check payable to Southern California Edison.

Amount due by Nov 16 '09 \$3,537.23  
Amount enclosed \$

CSS1028.P5.0011.001821 01 AT 0.357 \*\*C002



WHITE FENCE FARMS MUTUAL WATER  
41901 20TH ST W  
PALMDALE, CA 93551-1315

P.O. BOX 300  
ROSEMEAD, CA 91772-0001

02 607 7560 00000069 0000000000003537230000353723

**WHITE FENCE FARMS MUTUAL WATER CO.**

41901 N. 20TH STREET WEST  
PALMDALE, CA 93551

**WELLS FARGO BANK, N.A.**

CALIFORNIA  
WELLSFARGO.COM

13091

16-24-1220

12/08/2009



PAY TO THE ORDER OF Southern California Edison

\$\*\*2,425.10

Two Thousand Four Hundred Twenty-Five and 10/100\*\*\*\*\*

DOLLARS 

Southern California Edison  
P.O. Box 600  
Rosemead, CA 91771-0001

MEMO 2-02-607-7560 12/21/09 CITY

**WHITE FENCE FARMS MUTUAL WATER CO.**

Southern California Edison

Date	Type	Reference	Original Amt.	Balance Due	12/08/2009 Discount	13091 Payment
12/8/2009	Bill	7560 12/21/09 City	2,425.10	2,425.10		2,425.10
				Check Amount		2,425.10

Wells Fargo 2-02-607-7560 12/21/09 CITY

2,425.10

**WHITE FENCE FARMS MUTUAL WATER CO.**

Southern California Edison

Date	Type	Reference	Original Amt.	Balance Due	12/08/2009 Discount	13091 Payment
12/8/2009	Bill	7560 12/21/09 City	2,425.10	2,425.10		2,425.10
				Check Amount		2,425.10

Wells Fargo - 2-02-607-7560 12/21/09 CITY

2,425.10

For billing and service inquiries call 1-800-896-1245,  
Mon - Fri 7 a.m. to 7 p.m. and Saturday 8 a.m. to 5 p.m.  
For emergency services call 24 hrs a day, 7 days a week

Date bill prepared: Dec 2 '09

**Customer account** 2-02-607-7560  
**Service account** 3-002-0243-53  
1049 W COLUMBIA WAY  
LANCASTER, CA 93534  
**Rotating outage** Group N001

## Your account summary

Amount of your last bill	\$3,537.23
Payment we received on Nov 10 '09 - thank you	-\$3,537.23
Balance forward	\$0.00
Your new charges	\$2,425.10
<b>Total amount you owe by Dec 21 '09</b>	<b>\$2,425.10</b>

## Compare the electricity you are using

For meter 349M-007550 from Oct 26 '09 to Nov 24 '09  
Total electricity you used this month in kWh

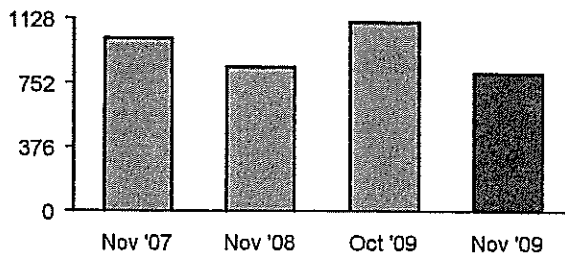
24,009

Your next meter read will be on or about Dec 24 '09.

	Electricity (kWh)	Demand (kW)	
Winter Season			
Mid peak	11,562	105	(Nov 20 '09 08:30 to 08:45)
Off peak	12,447	109	(Oct 27 '09 06:00 to 06:15)
<b>Total</b>	<b>24,009</b>		

Maximum demand is 109.0 kW

## Your daily average electricity usage (kWh)



*CITY*

Please return the payment stub below with your payment and make your check payable to Southern California Edison.  
If you want to pay in person, call 1-800-747-8908 for locations, or you can pay online at www.sce.com.

Tear here

Tear here

### Usage comparison

	Nov '07	Nov '08	Dec '08	Jan '09	Feb '09	Mar '09	Apr '09	May '09	Jun '09	Jul '09	Aug '09	Sep '09	Oct '09	Nov '09
Total kWh used	29,757	27,620	18,841	14,208	12,017	17,746	36,465	42,092	35,532	49,356	45,722	43,595	35,109	24,009
Number of days	29	32	30	33	30	29	32	30	29	32	29	30	32	29
Appx. average kWh used/day	1,026	863	628	430	400	611	1,139	1,403	1,225	1,542	1,576	1,453	1,128	827

## Details of your new charges

Your rate: TOU-PA-B

Billing period: Oct 26 '09 to Nov 24 '09 (29 days)

### Delivery charges

Facilities rel demand	109 kW x \$6.82000	\$743.38
Energy-Winter		
Mid peak	11,562 kWh x \$0.00716	\$82.78
Off peak	12,447 kWh x \$0.00716	\$89.12
DWR bond charge	24,009 kWh x \$0.00491	\$117.88
Customer charge		\$113.76

### Your Delivery charges include:

- \$84.95 transmission charges
- \$808.68 distribution charges
- \$14.17 nuclear decommissioning charges
- \$101.32 public purpose programs charge
- \$14.16 new system generation charge

### Generation charges

DWR		
Energy-Winter		
Mid peak	3,275 kWh x \$0.06225	\$203.87
Off peak	3,525 kWh x \$0.06225	\$219.43
SCE		
Energy-Winter		
Mid peak	8,287 kWh x \$0.06357	\$526.80
Off peak	8,922 kWh x \$0.03618	\$322.80

### Your Generation charges include:

- \$55.46 competition transition charge

### Your overall energy charges include:

- \$21.92 franchise fees

### Additional information:

- DWR provided 28.323% of the energy you used this month
- Service voltage: 480 volts

Subtotal of your new charges		\$2,419.82
State tax	24,009 kWh x \$0.00022	\$5.28
<b>Your new charges</b>		<b>\$2,425.10</b>

## Things you should know

### Enroll in Paperless Billing.....

Do you want less clutter in your mailbox? Do you want help the enviroment? Do you want a chance to win our sweep stakes? Enroll in Paperless Billing today! Visit [sce.com/paperless](http://sce.com/paperless) to enter.

# Your electricity bill

WHITE FENCE FARMS MUTUAL WATER / Page 1 of 4

For billing and service inquiries call 1-800-896-1245,  
Mon - Fri 7 a.m. to 7 p.m. and Saturday 8 a.m. to 5 p.m.  
For emergency services call 24 hrs a day, 7 days a week

Date bill prepared: Dec 2 '09

**Customer account** 2-02-607-7560  
**Service account** 3-002-0243-53  
1049 W COLUMBIA WAY  
LANCASTER, CA 93534  
**Rotating outage** Group N001

## Your account summary

Amount of your last bill	\$3,537.23
Payment we received on Nov 10 '09 - thank you	-\$3,537.23
Balance forward	\$0.00
Your new charges	\$2,425.10
<b>Total amount you owe by Dec 21 '09</b>	<b>\$2,425.10</b>

## Compare the electricity you are using

For meter 349M-007550 from Oct 26 '09 to Nov 24 '09  
Total electricity you used this month in kWh

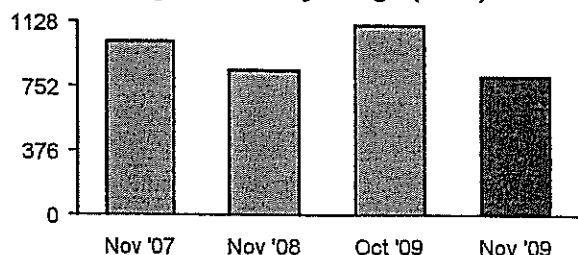
24,009

Your next meter read will be on or about Dec 24 '09.

Electricity (kWh)	Demand (kW)
Winter Season	
Mid peak 11,562	105 (Nov 20 '09 08:30 to 08:45)
Off peak 12,447	109 (Oct 27 '09 06:00 to 06:15)
<b>Total 24,009</b>	

Maximum demand is 109.0 kW

## Your daily average electricity usage (kWh)



*CITY*

Please return the payment stub below with your payment and make your check payable to Southern California Edison.  
If you want to pay in person, call 1-800-747-8908 for locations, or you can pay online at www.sce.com.

4-574)

Tear here

Tear here



Customer account 2-02-607-7560  
Please write this number on your check. Make your  
check payable to Southern California Edison.

**Amount due by Dec 21 '09** **\$2,425.10**

Amount enclosed \$

CSS1202.P5.0021.003452 01 AT 0.357 \*\*C002



WHITE FENCE FARMS MUTUAL WATER  
41901 20TH ST W  
PALMDALE, CA 93551-1315

P.O. BOX 300  
ROSEMEAD, CA 91772-0001

02 607 7560 00000067 0000000000002425100000242510