

1
2
3
4
5
6
7
8
9
10
11
12
13
14
15
16
17
18
19
20
21
22
23
24
25
26
27

WHITE FENCE FARMS MUTUAL WATER COMPANY

Attachment I.3.a.i. (PART 8)

28

SCE Statements 2000-200! X-Have Statement

Missing Statement

	2006	2007	2008	2009	2010	2011	2012
Jan							
County	X	X	X	X	X	X	X
City	X	X	X	X	X	X	X
Feb							
County	X	X	X	X	X	X	X
City		X	X	X	X	X	X
Mar							
County	X	X	X	X	X	X	X
City	X	X	X	X	X	X	X
April							
County	X	X	X	X	X	X	X
City	X	X	X	X	X	X	X
May							
County	X	X	X	X	X	X	X
City	X	X	X	X	X	X	X
Jun							
County	X	X	X	X	X	X	X
City	X	X	X	X	X	X	X
Jul							
County	X	X	X	X	X	X	X
City	X	X	X	X	X	X	X
Aug							
County	X	X	X	X	X	X	X
City	X	X	X	X	X	X	X
Sept							
County	X	X	X	X	X	X	X
City	X	X	X	X	X	X	X
Oct							
County	X	X	X	X	X	X	X
City	X	X	X	X	X	X	X
Nov							
County	X	X	X	X	X	X	X
City	X	X	X	X	X	X	X
Dec							
County	X	X	X	X	X	X	X
City	X	X	X	X	X	X	X

WHITE FENCE FARMS MUTUAL WATER CO.

41901 N. 20TH STREET WEST
PALMDALE, CA 93551

WELLS FARGO BANK, N.A.

CALIFORNIA
WELLSFARGO.COM

13141

16-24-1220

01/05/2010

PAY TO THE ORDER OF Southern California Edison

\$**2,286.55

Two Thousand Two Hundred Eighty-Six and 55/100*****

DOLLARS

Southern California Edison
P.O. Box 600
Rosemead, CA 91771-0001

[Signature]
[Signature]

MEMO 2-28-398-6784 1/18/10 County

WHITE FENCE FARMS MUTUAL WATER CO.

Southern California Edison

Date 1/5/2010 Type Bill Reference 6784 1/18/10 County

Original Amt. 2,286.55

01/05/2010
Balance Due 2,286.55
Discount
Check Amount

13141
Payment 2,286.55
2,286.55

Wells Fargo - 2-28-398-6784 1/18/10 County

2,286.55

WHITE FENCE FARMS MUTUAL WATER CO.

Southern California Edison

Date 1/5/2010 Type Bill Reference 6784 1/18/10 County

Original Amt. 2,286.55

01/05/2010
Balance Due 2,286.55
Discount
Check Amount

13141
Payment 2,286.55
2,286.55

Wells Fargo - 2-28-398-6784 1/18/10 County

2,286.55



P.O. Box 300
Rosemead, CA
91772-0001
www.sce.com

Your electricity bill

WHITE FENCE FARMS MUTUAL WATER / Page 1 of 8

For billing and service inquiries call 1-800-896-1245,
Mon - Fri 7 a.m. to 7 p.m. and Saturday 8 a.m. to 5 p.m.
For emergency services call 24 hrs a day, 7 days a week

Date bill prepared: Dec 29 '09

Customer account 2-28-398-6784
Service account 3-003-4216-87
41501 20TH ST W
PALMDALE, CA 93551
Rotating outage Group N001

Your account summary

Amount of your last bill	\$2,561.42
Payment we received on Dec 09 '09 - thank you	-\$2,561.42
Balance forward	\$0.00
Your new charges	\$2,286.55
Total amount you owe by Jan 18 '10	\$2,286.55

Compare the electricity you are using

For meter 345M-006018 from Nov 23 '09 to Dec 24 '09
Total electricity you used this month in kWh

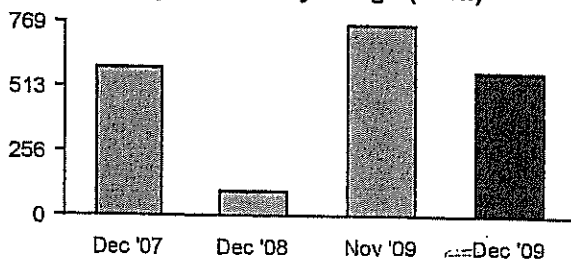
Winter Season
Mid peak
Off peak
Total

Electricity (kWh)
18,044
6,877
11,167
18,044

Your next meter read will be on or about Jan 26 '10.

Maximum demand is 122.0 kW

Your daily average electricity usage (kWh)



County

Your monthly usage may be higher than usual...
Based on your historical usage pattern, your monthly usage is trending higher than normal. As a result, you may notice an increase in your bill. If you would like information on tips and programs that can help you lower your energy usage and your bill, please visit www.sce.com/billhelp.

Please return the payment stub below with your payment and make your check payable to Southern California Edison.
If you want to pay in person, call 1-800-747-8908 for locations, or you can pay online at www.sce.com.

1-574)

Tear here

Tear here

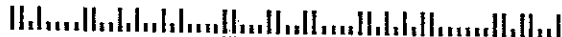


Customer account 2-28-398-6784
Please write this number on your check. Make your check payable to Southern California Edison.

Amount due by Jan 18 '10 \$2,286.55

Amount enclosed \$

**C002



WHITE FENCE FARMS MUTUAL WATER
41501 20TH ST W
PALMDALE, CA 93551-1315

P.O. BOX 300
ROSEMEAD, CA 91772-0001

28 398 6784 00000092 000000000000228655000228655

Usage comparison

	Dec '07	Dec '08	Jan '09	Feb '09	Mar '09	Apr '09	May '09	Jun '09	Jul '09	Aug '09	Sep '09	Oct '09	Nov '09	Dec '09
Total kWh used	17,933	3,070	8,950	8,251	10,182	18,092	27,401	31,533	38,860	44,205	39,449	33,087	21,545	18,044
Number of days	30	29	31	33	29	32	30	29	29	31	30	33	28	31
Appx. average kWh used/day	.597	105	288	250	351	565	913	1,087	1,340	1,425	1,314	1,002	769	582

Details of your new charges

Your rate: TOU-PA-A

Billing period: Nov 23 '09 to Dec 24 '09 (31 days)

Delivery charges

Energy-Winter		
Mid peak	6,877 kWh x \$0.00716	\$49.24
Off peak	11,167 kWh x \$0.00716	\$79.96
DWR bond charge	18,044 kWh x \$0.00491	\$88.60
Customer charge		\$113.76
Service charge	165 HP x \$5.11000	\$843.15

Your Delivery charges include:

- \$98.15 transmission charges
- \$886.18 distribution charges
- \$10.65 nuclear decommissioning charges
- \$76.15 public purpose programs charge
- \$10.65 new system generation charge

Generation charges

DWR		
Energy-Winter		
Mid peak	2,064 kWh x \$0.06225	\$128.48
Off peak	3,352 kWh x \$0.06225	\$208.66
SCE		
Energy-Winter		
Mid peak	4,813 kWh x \$0.08100	\$389.85
Off peak	7,815 kWh x \$0.03616	\$282.59

Your Generation charges include:

- \$41.68 competition transition charge

Your overall energy charges include:

- \$19.79 franchise fees

Subtotal of your new charges		\$2,184.29
Los Angeles Co UUT	\$2,184.29 x 4.50000 %	\$98.29
State tax	18,044 kWh x \$0.00022	\$3.97
Your new charges		\$2,286.55

Additional information:

- DWR provided 30.016% of the energy you used this month
- Service voltage: 480 volts
- Billing horsepower: 165.0 HP

WHITE FENCE FARMS MUTUAL WATER CO.

41901 N. 20TH STREET WEST
PALMDALE, CA 93551

WELLS FARGO BANK, N.A.

CALIFORNIA
WELLSFARGO.COM

13178

16-24-1220

02/02/2010

PAY TO THE ORDER OF Southern California Edison

\$**2,077.75

Two Thousand Seventy-Seven and 75/100*****

DOLLARS

Southern California Edison
P.O. Box 600
Rosemead, CA 91771-0001

[Signature]
[Signature]

MEMO 2-28-398-6784 County 2/16/10

WHITE FENCE FARMS MUTUAL WATER CO.

Southern California Edison

Date	Type	Reference
2/2/2010	Bill	6784 County 2/16/10

Original Amt.
2,077.75

02/02/2010
Balance Due 2,077.75
Discount
Check Amount

13178
Payment
2,077.75
2,077.75

COUNTY

Wells Fargo - 2-28-398-6784 County 2/16/10

2,077.75

WHITE FENCE FARMS MUTUAL WATER CO.

Southern California Edison

Date	Type	Reference
2/2/2010	Bill	6784 County 2/16/10

Original Amt.
2,077.75

02/02/2010
Balance Due 2,077.75
Discount
Check Amount

13178
Payment
2,077.75
2,077.75

Wells Fargo - 2-28-398-6784 County 2/16/10

2,077.75

For billing and service inquiries call 1-800-896-1245,
Mon - Fri 7 a.m. to 7 p.m. and Saturday 8 a.m. to 5 p.m.
For emergency services call 24 hrs a day, 7 days a week

Date bill prepared: Jan 27 '10

Customer account 2-28-398-6784
Service account 3-003-4216-87
41501 20TH ST W
PALMDALE, CA 93551
Rotating outage Group N001

Your account summary

Amount of your last bill	\$2,286.55
Payment we received on Jan 18 '10 - thank you	-\$2,286.55
Balance forward	\$0.00
Your new charges	\$2,077.75
Total amount you owe by Feb 16 '10	\$2,077.75

Compare the electricity you are using

For meter 345M-006018 from Dec 24 '09 to Jan 25 '10
Total electricity you used this month in kWh

15,640

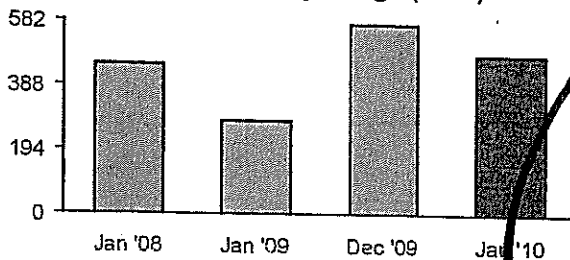
Your next meter read will be on or about Feb 25 '10.

Winter Season
Mid peak
Off peak
Total

Electricity (kWh)
7,031
8,609
15,640

Maximum demand is 114.0 kW

Your daily average electricity usage (kWh)



COUNTY

Your monthly usage may be higher than usual...
Based on your historical usage pattern, your monthly usage is trending higher than normal. As a result, you may notice an increase in your bill. If you would like information on tips and programs that can help you lower your energy usage and your bill, please visit www.sce.com/billhelper.

Please return the payment stub below with your payment and make your check payable to Southern California Edison.
If you want to pay in person, call 1-800-747-8908 for locations, or you can pay online at www.sce.com.

(1-574) Tear here

Tear here



Customer account 2-28-398-6784
Please write this number on your check. Make your check payable to Southern California Edison.

Amount due by Feb 16 '10 **\$2,077.75**

Amount enclosed \$

CSS0127.P5.0010.001689 01 AT 0.357 **C002



WHITE FENCE FARMS MUTUAL WATER
41901 20TH ST W
PALMDALE, CA 93551-1315

P.O. BOX 300
ROSEMEAD, CA 91772-0001

28 398 6784 00000092 0000000000002077750000207775

Usage comparison

	Jan '08	Jan '09	Feb '09	Mar '09	Apr '09	May '09	Jun '09	Jul '09	Aug '09	Sep '09	Oct '09	Nov '09	Dec '09	Jan '10
Total kWh used	15,175	8,950	8,251	10,182	18,092	27,401	31,533	38,860	44,205	39,449	33,087	21,545	18,044	15,640
Number of days	33	31	33	29	32	30	29	29	31	30	33	28	31	32
Appx. average kWh used/day	459	288	250	351	565	913	1,087	1,340	1,425	1,314	1,002	769	582	488

Details of your new charges

Your rate: TOU-PA-A

Billing period: Dec 24 '09 to Jan 25 '10 (32 days)

Delivery charges

Energy-Winter

Mid peak	1,758 kWh x \$0.00716	\$12.59
Mid peak	5,273 kWh x \$0.00779	\$41.08
Off peak	2,152 kWh x \$0.00716	\$15.41
Off peak	6,457 kWh x \$0.00779	\$50.30
DWR bond charge	3,910 kWh x \$0.00491	\$19.20
DWR bond charge	11,730 kWh x \$0.00515	\$60.41
Customer charge		\$113.76
Service charge	165 HP x \$5.11000 x 8/32 days	\$210.79
Service charge	165 HP x \$5.12000 x 24/32 days	\$633.60

Your Delivery charges include:

- \$106.28 transmission charges
- \$881.98 distribution charges
- \$9.23 nuclear decommissioning charges
- \$67.06 public purpose programs charge
- \$9.23 new system generation charge

Generation charges

DWR

Energy-Winter

Mid peak	475 kWh x \$0.06225	\$29.57
Mid peak	1,425 kWh x \$0.03763	\$53.62
Off peak	582 kWh x \$0.06225	\$36.23
Off peak	1,744 kWh x \$0.03763	\$65.63

SCE

Energy-Winter

Mid peak	5,131 kWh x \$0.08100	\$415.61
Off peak	6,283 kWh x \$0.03616	\$227.19

Your Generation charges include:

- \$36.13 competition transition charge

Your overall energy charges include:

- \$17.98 franchise fees

Additional information:

- DWR provided 27.017% of the energy you used this month
- Service voltage: 480 volts
- Billing horsepower: 165.0 HP

Subtotal of your new charges		\$1,984.99
Los Angeles Co UUT	\$1,984.99 x 4.50000 %	\$89.32
State tax	15,640 kWh x \$0.00022	\$3.44
Your new charges		\$2,077.75

Things you should know

You may notice a change in your billing statement.....

Effective 1/1/2010, the billing rates that calculate your bill have been modified. You may notice reoccurring line items in the "Details of your new charges" section reflecting the bill calculation before and after the rate change. The first line items reflect the rates prior to 1/1/2010 and the second line items reflect the rates after 1/1/2010. For more information, please visit www.sce.com/bill_change.

WHITE FENCE FARMS MUTUAL WATER CO.41901 N. 20TH STREET WEST
PALMDALE, CA 93551**WELLS FARGO BANK, N.A.**CALIFORNIA
WELLSFARGO.COM

13208

16-24-1220



03/02/2010

PAY TO THE ORDER OF Southern California Edison

\$**1,770.53

One Thousand Seven Hundred Seventy and 53/100*****

DOLLARS 6

Southern California Edison
P.O. Box 600
Rosemead, CA 91771-0001


MEMO 2-28-398-6784 County 3/16/10

WHITE FENCE FARMS MUTUAL WATER CO.

Southern California Edison

Date	Type	Reference	Original Amt.
03/02/2010	Bill	6784- County 3/18/10	1,770.53

03/02/2010

13208

Balance Due	Discount
1,770.53	

Payment

1,770.53

Check Amount

1,770.53



Wells Fargo 2-28-398-6784 County 3/16/10

1,770.53

WHITE FENCE FARMS MUTUAL WATER CO.

Southern California Edison

Date	Type	Reference	Original Amt.
03/02/2010	Bill	6784- County 3/18/10	1,770.53

03/02/2010

13208

Balance Due	Discount
1,770.53	

Payment

1,770.53

Check Amount

1,770.53

Wells Fargo 2-28-398-6784 County 3/16/10

1,770.53

For billing and service inquiries call 1-800-896-1245,
Mon - Fri 7 a.m. to 7 p.m. and Saturday 8 a.m. to 5 p.m.
For emergency services call 24 hrs a day, 7 days a week

Date bill prepared: Feb 27 '10

Customer account 2-28-398-6784

Service account 3-003-4216-87
41501 20TH ST W
PALMDALE, CA 93551

Rotating outage Group N001

Your account summary

Amount of your last bill	\$2,077.75
Payment we received on Feb 09 '10 - thank you	-\$2,077.75
Balance forward	\$0.00
Your new charges	\$1,770.53
Total amount you owe by Mar 18 '10	\$1,770.53

Compare the electricity you are using

For meter 345M-006018 from Jan 25 '10 to Feb 25 '10
Total electricity you used this month in kWh

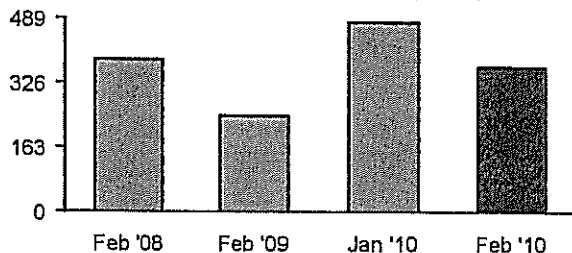
11,554

Your next meter read will be on or about Mar 26 '10.

	Electricity (kWh)
Winter Season	
Mid peak	4,917
Off peak	6,637
Total	11,554

Maximum demand is 112.0 kW

Your daily average electricity usage (kWh)



*Your monthly usage may be higher than usual...
Based on your historical usage pattern, your monthly usage is trending higher than normal. As a result, you may notice an increase in your bill. If you would like information on tips and programs that can help you lower your energy usage and your bill, please visit www.sce.com/billhelper.*

Please return the payment stub below with your payment and make your check payable to Southern California Edison.
If you want to pay in person, call 1-800-747-8908 for locations, or you can pay online at www.sce.com.

(14-574)

Tear here

Tear here



Customer account 2-28-398-6784
Please write this number on your check. Make your check payable to Southern California Edison.

Amount due by Mar 18 '10 **\$1,770.53**

Amount enclosed \$

CSS0227.P5.0012.001955 01 AT 0.357 **C002



WHITE FENCE FARMS MUTUAL WATER
41901 20TH ST W
PALMDALE, CA 93551-1315

P.O. BOX 300
ROSEMEAD, CA 91772-0001

28 398 6784 00000098 000000000000177053000177053

Usage comparison

	Feb '08	Feb '09	Mar '09	Apr '09	May '09	Jun '09	Jul '09	Aug '09	Sep '09	Oct '09	Nov '09	Dec '09	Jan '10	Feb '10
Total kWh used	11,771	8,251	10,182	18,092	27,401	31,533	38,860	44,205	39,449	33,087	21,545	18,044	15,640	11,554
Number of days	30	33	29	32	30	29	29	31	30	33	28	31	32	31
Appx. average kWh used/day	392	250	351	565	913	1,087	1,340	1,425	1,314	1,002	769	582	488	372

Details of your new charges

Your rate: TOU-PA-A

Billing period: Jan 25 '10 to Feb 25 '10 (31 days)

Delivery charges

Energy-Winter

Mid peak	4,917 kWh x \$0.00779	\$38.30
Off peak	6,637 kWh x \$0.00779	\$51.70
DWR bond charge	11,554 kWh x \$0.00515	\$59.50
Customer charge		\$113.76
Service charge	165 HP x \$5.12000	\$844.80

Generation charges

DWR

Energy-Winter

Mid peak	1,316 kWh x \$0.03763	\$49.52
Off peak	1,776 kWh x \$0.03763	\$66.83

SCE

Energy-Winter

Mid peak	3,601 kWh x \$0.08100	\$291.68
Off peak	4,861 kWh x \$0.03616	\$175.77

Subtotal of your new charges		\$1,691.86
Los Angeles Co UUT	\$1,691.86 x 4.50000 %	\$76.13
State tax	11,554 kWh x \$0.00022	\$2.54
Your new charges		\$1,770.53

Your Delivery charges include:

- \$107.54 transmission charges
- \$874.82 distribution charges
- \$6.82 nuclear decommissioning charges
- \$49.80 public purpose programs charge
- \$6.82 new system generation charge

Your Generation charges include:

- \$26.69 competition transition charge

Your overall energy charges include:

- \$15.33 franchise fees

Additional information:

- DWR provided 26.759% of the energy you used this month
- Service voltage: 480 volts
- Billing horsepower: 165.0 HP

13261

WHITE FENCE FARMS MUTUAL WATER CO.

41901 N. 20TH STREET WEST
PALMDALE, CA 93551

WELLS FARGO BANK, N.A.

CALIFORNIA
WELLSFARGO.COM

16-24-1220



04/01/2010

PAY TO THE
ORDER OF

Southern California Edison

\$ **2,211.32

Two Thousand Two Hundred Eleven and 32/100*****

DOLLARS Southern California Edison
P.O. Box 600
Rosemead, CA 91771-0001
 MP

MEMO

2-28-398-6784 4/19/10 County

WHITE FENCE FARMS MUTUAL WATER CO.

Southern California Edison

Date	Type	Reference
04/01/2010	Bill	6784 4/19/10 County


Original Amt.
2,211.32

Balance Due	Discount
2,211.32	
Check Amount	

04/01/2010

13261

Payment
2,211.32
2,211.32



Wells Fargo

2-28-398-6784 4/19/10 County

2,211.32

WHITE FENCE FARMS MUTUAL WATER CO.

Southern California Edison

Date	Type	Reference
04/01/2010	Bill	6784 4/19/10 County

Original Amt.
2,211.32

Balance Due	Discount
2,211.32	
Check Amount	

04/01/2010

13261

Payment
2,211.32
2,211.32

Wells Fargo -

2-28-398-6784 4/19/10 County

2,211.32

For billing and service inquiries call 1-800-896-1245,
Mon - Fri 7 a.m. to 7 p.m. and Saturday 8 a.m. to 5 p.m.
For emergency services call 24 hrs a day, 7 days a week

Date bill prepared: Mar 30 '10

Customer account 2-28-398-6784

Service account 3-003-4216-87
41501 20TH ST W
PALMDALE CA 93551

Rotating outage Group N001

Your account summary

Amount of your last bill	\$1,770.53
Payment we received on Mar 08 '10 - thank you	-\$1,770.53
Balance forward	\$0.00
Your new charges	\$2,211.32
Total amount you owe by Apr 19 '10	\$2,211.32

Compare the electricity you are using

For meter 345M-006018 from Feb 25 '10 to Mar 26 '10
Total electricity you used this month in kWh

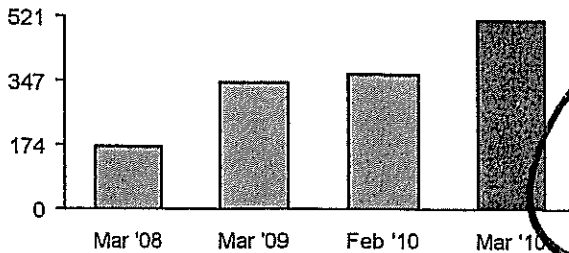
15,105

Your next meter read will be on or about Apr 26 '10.

	Electricity (kWh)
Winter Season	
Mid peak	7,957
Off peak	7,148
Total	15,105

Maximum demand is 125.0 kW

Your daily average electricity usage (kWh)



COUNTY

*Your monthly usage may be higher than usual...
Based on your historical usage pattern, your monthly usage is trending higher than normal. As a result, you may notice an increase in your bill. If you would like information on tips and programs that can help you lower your energy usage and your bill, please visit www.sce.com/billhelper.*

Please return the payment stub below with your payment and make your check payable to Southern California Edison.
If you want to pay in person, call 1-800-747-8908 for locations, or you can pay online at www.sce.com.

14-574) Tear here

Tear here



Customer account 2-28-398-6784
Please write this number on your check. Make your check payable to Southern California Edison.

Amount due by Apr 19 '10 **\$2,211.32**

Amount enclosed \$

CSS0330.P5.0014.002231 01 AT 0.357 **C002



WHITE FENCE FARMS MUTUAL WATER
41901 20TH ST W
PALMDALE, CA 93551-1315

P.O. BOX 300
ROSEMEAD, CA 91772-0001

28 398 6784 00000097 000000000000221132000221132

Usage comparison

	Mar '08	Mar '09	Apr '09	May '09	Jun '09	Jul '09	Aug '09	Sep '09	Oct '09	Nov '09	Dec '09	Jan '10	Feb '10	Mar '10
Total kWh used	5,680	10,182	18,092	27,401	31,533	38,860	44,205	39,449	33,087	21,545	18,044	15,640	11,554	15,105
Number of days	32	29	32	30	29	29	31	30	33	28	31	32	31	29
Appx. average kWh used/day	177	351	565	913	1,087	1,340	1,425	1,314	1,002	769	582	488	372	520

Details of your new charges

Your rate: TOU-PA-A

Billing period: Feb 25 '10 to Mar 26 '10 (29 days)

Delivery charges

Energy-Winter

Mid peak	1,098 kWh x \$0.00779	\$8.55
Mid peak	6,859 kWh x \$0.01314	\$90.13
Off peak	986 kWh x \$0.00779	\$7.68
Off peak	6,162 kWh x \$0.01314	\$80.97
DWR bond charge	15,105 kWh x \$0.00515	\$77.79
Customer charge		\$15.69
Customer charge		\$105.98
Service charge	165 HP x \$5.12000 x 4/29 days	\$116.52
Service charge	165 HP x \$5.86000 x 25/29 days	\$833.53

Your Delivery charges include:

- \$156.99 transmission charges
- \$961.36 distribution charges
- \$9.56 nuclear decommissioning charges
- \$114.98 public purpose programs charge
- \$12.56 new system generation charge

Generation charges

DWR

Energy-Winter

Mid peak	2,488 kWh x \$0.03763	\$93.62
Off peak	2,235 kWh x \$0.03763	\$84.10

SCE

Energy-Winter

Mid peak	754 kWh x \$0.08100	\$61.07
Mid peak	4,715 kWh x \$0.07782	\$366.92
Off peak	678 kWh x \$0.03616	\$24.52
Off peak	4,235 kWh x \$0.03444	\$145.85

Your Generation charges include:

- \$33.98 competition transition charge

Your overall energy charges include:

- \$19.13 franchise fees

Additional information:

- DWR provided 31.273% of the energy you used this month
- Service voltage: 480 volts
- Billing horsepower: 165.0 HP

Subtotal of your new charges		\$2,112.92
Los Angeles Co UUT	\$2,112.92 x 4.50000 %	\$95.08
State tax	15,105 kWh x \$0.00022	\$3.32
Your new charges		\$2,211.32

Things you should know

You may notice a change in your billing statement.....

Effective 3/1/2010, the billing rates that calculate your bill have been modified. You may notice reoccurring line items in the "Details of your new charges" section reflecting the bill calculation before and after the rate change. The first line items reflect the rates prior to 3/1/2010 and the second line items reflect the rates after 3/1/2010. For more information, please visit www.sce.com/bill_change.

Update on Direct Access Service:

Effective October 11, 2009, the Governor signed Senate Bill 695 into law, authorizing the partial re-opening of direct access for non-residential customers. For further information please visit our website at www.sce.com/sb695.

WHITE FENCE FARMS MUTUAL WATER CO.41901 N. 20TH STREET WEST
PALMDALE, CA 93551

WELLS FARGO BANK, N.A.

CALIFORNIA
WELLSFARGO.COM

13306

16-24-1220


05/04/2010

PAY TO THE ORDER OF Southern California Edison

\$ **2,279.52

Two Thousand Two Hundred Seventy-Nine and 52/100*****

DOLLARS

Southern California Edison
P.O. Box 600
Rosemead, CA 91771-0001

MEMO 2-28-398-6784 5/17/10

WHITE FENCE FARMS MUTUAL WATER CO.

Southern California Edison

Date	Type	Reference
05/04/2010	Bill	6784 5/17/10

Original Amt.
2,279.52

	05/04/2010
Balance Due	2,279.52
Check Amount	

13306

Payment
2,279.52
2,279.52



Wells Fargo 2-28-398-6784 5/17/10

2,279.52

WHITE FENCE FARMS MUTUAL WATER CO.

Southern California Edison

Date	Type	Reference
05/04/2010	Bill	6784 5/17/10

Original Amt.
2,279.52

	05/04/2010
Balance Due	2,279.52
Check Amount	

13306

Payment
2,279.52
2,279.52

Wells Fargo - 2-28-398-6784 5/17/10

2,279.52

For billing and service inquiries call 1-800-896-1245,
Mon - Fri 7 a.m. to 7 p.m. and Saturday 8 a.m. to 5 p.m.
For emergency services call 24 hrs a day, 7 days a week

Date bill prepared: Apr 28 '10

Customer account 2-28-398-6784

Service account 3-003-4216-87
41501 20TH ST W
PALMDALE, CA 93551

Rotating outage Group N001

Your account summary

Amount of your last bill	\$2,211.32
Payment we received on Apr 12 '10 - thank you	-\$2,211.32
Balance forward	\$0.00
Your new charges	\$2,279.52
Total amount you owe by May 17 '10	\$2,279.52

Compare the electricity you are using

For meter 345M-006018 from Mar 26 '10 to Apr 23 '10
Total electricity you used this month in kWh

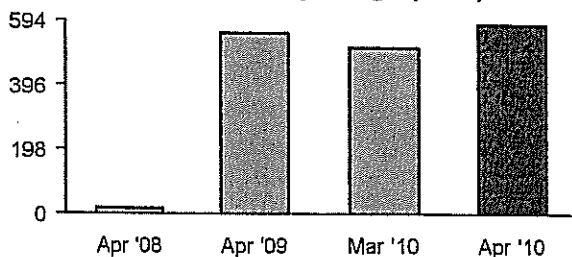
16,627

Your next meter read will be on or about May 25 '10.

	Electricity (kWh)
Winter Season	
Mid peak	6,482
Off peak	10,145
Total	16,627

Maximum demand is 118.0 kW

Your daily average electricity usage (kWh)



COUNTY

Please return the payment stub below with your payment and make your check payable to Southern California Edison.
If you want to pay in person, call 1-800-747-8908 for locations, or you can pay online at www.sce.com.

(14-574) Tear here

Tear here



Customer account 2-28-398-6784
Please write this number on your check. Make your
check payable to Southern California Edison.

Amount due by May 17 '10 \$2,279.52

Amount enclosed \$


CSS0428.P5.0008.001476 01 AT 0.357 **C002



WHITE FENCE FARMS MUTUAL WATER
41901 20TH ST W
PALMDALE, CA 93551-1315

P.O. BOX 300
ROSEMEAD, CA 91772-0001

28 398 6784 00000096 000000000000227952000227952



SOUTHERN CALIFORNIA
EDISON®

An EDISON INTERNATIONAL® Company

WHITE FENCE FARMS MUTUAL WATER /Page 3 of 6

Usage comparison

	Apr '08	Apr '09	May '09	Jun '09	Jul '09	Aug '09	Sep '09	Oct '09	Nov '09	Dec '09	Jan '10	Feb '10	Mar '10	Apr '10
Total kWh used	770	18,092	27,401	31,533	38,860	44,205	39,449	33,087	21,545	18,044	15,640	11,554	15,105	16,627
Number of days	30	32	30	29	29	31	30	33	28	31	32	31	29	28
Appx. average kWh used/day	25	565	913	1,087	1,340	1,425	1,314	1,002	769	582	488	372	520	593

Details of your new charges

Your rate: TOU-PA-A

Billing period: Mar 26 '10 to Apr 23 '10 (28 days)

Delivery charges

Energy-Winter

Mid peak

6,482 kWh x \$0.01314

\$85.17

Off peak

10,145 kWh x \$0.01314

\$133.31

DWR bond charge

16,627 kWh x \$0.00515

\$85.63

Customer charge

\$122.94

Service charge

165 HP x \$5.86000

\$966.90

Generation charges

DWR

Energy-Winter

Mid peak

1,986 kWh x \$0.03763

\$74.73

Off peak

3,108 kWh x \$0.03763

\$116.95

SCE

Energy-Winter

Mid peak

4,496 kWh x \$0.07782

\$349.88

Off peak

7,037 kWh x \$0.03444

\$242.35

Subtotal of your new charges

\$2,177.86

Los Angeles Co UUT

\$2,177.86 x 4.50000 %

\$98.00

State tax

16,627 kWh x \$0.00022

\$3.66

Your new charges

\$2,279.52

Your Delivery charges include:

- \$165.21 transmission charges
- \$978.68 distribution charges
- \$10.64 nuclear decommissioning charges
- \$135.34 public purpose programs charge
- \$14.47 new system generation charge

Your Generation charges include:

- \$37.24 competition transition charge

Your overall energy charges include:

- \$19.72 franchise fees

Additional information:

- DWR provided 30.634% of the energy you used this month
- Service voltage: 480 volts
- Billing horsepower: 165.0 HP

13342

WHITE FENCE FARMS MUTUAL WATER CO.41901 N. 20TH STREET WEST
PALMDALE, CA 93551**WELLS FARGO BANK, N.A.**CALIFORNIA
WELLSFARGO.COM



16-24-1220

06/01/2010

PAY TO THE ORDER OF Southern California Edison

\$**3,921.63

Three Thousand Nine Hundred Twenty-One and 63/100*****

DOLLARS Southern California Edison
P.O. Box 600
Rosemead, CA 91771-0001


MEMO 2-28-398-6784 6/14/10 County

WHITE FENCE FARMS MUTUAL WATER CO.

Southern California Edison

Date	Type	Reference	Original Amt.	Balance Due	Discount	Payment
06/01/2010	Bill	6784 6/14/10 County	3,921.63	3,921.63		3,921.63
				Check Amount		3,921.63

06/01/2010

13342

Wells Fargo - 2-28-398-6784 6/14/10 County 3,921.63

WHITE FENCE FARMS MUTUAL WATER CO.

Southern California Edison

Date	Type	Reference	Original Amt.	Balance Due	Discount	Payment
06/01/2010	Bill	6784 6/14/10 County	3,921.63	3,921.63		3,921.63
				Check Amount		3,921.63

06/01/2010

13342

Wells Fargo - 2-28-398-6784 6/14/10 County 3,921.63

For billing and service inquiries call 1-800-896-1245,
Mon - Fri 7 a.m. to 7 p.m. and Saturday 8 a.m. to 5 p.m.
For emergency services call 24 hrs a day, 7 days a week

Date bill prepared: May 26 '10

Customer account 2-28-398-6784
Service account 3-003-4216-87
41501 20TH ST W
PALMDALE, CA 93551
Rotating outage Group N001

Your account summary

Amount of your last bill	\$2,279.52
Payment we received on May 11 '10 - thank you	-\$2,279.52
Balance forward	\$0.00
Your new charges	\$3,921.63
Total amount you owe by Jun 14 '10	\$3,921.63

Compare the electricity you are using

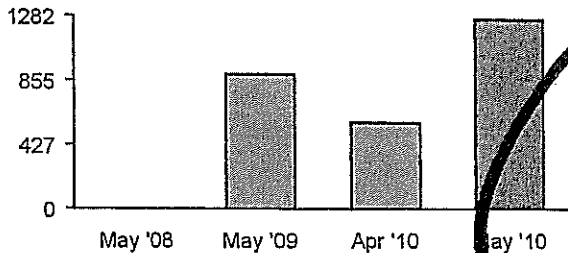
For meter 345M-006018 from Apr 23 '10 to May 24 '10
Total electricity you used this month in kWh

39,736

Your next meter read will be on or about Jun 24 '10.

	Electricity (kWh)	Maximum demand is 139.0 kW
Winter Season		
Mid peak	16,597	
Off peak	23,139	
Total	39,736	

Your daily average electricity usage (kWh)



San Diego COUNTY

Your monthly usage may be higher than usual...
Based on your historical usage pattern, your monthly usage is trending higher than normal. As a result, you may notice an increase in your bill. If you would like information on tips and programs that can help you lower your energy usage and your bill, please visit www.sce.com/billhelper.

Please return the payment stub below with your payment and make your check payable to Southern California Edison.
If you want to pay in person, call 1-800-747-8908 for locations, or you can pay online at www.sce.com.

14-574)

Tear here

Tear here



Customer account 2-28-398-6784
Please write this number on your check. Make your check payable to Southern California Edison.

Amount due by Jun 14 '10 **\$3,921.63**

Amount enclosed \$

CSS0526.P5.0010.001681 01 AT 0.357 **C002



WHITE FENCE FARMS MUTUAL WATER
41901 20TH ST W
PALMDALE, CA 93551-1315

P.O. BOX 300
ROSEMEAD, CA 91772-0001

28 398 6784 00000096 000000000000392163000392163

Usage comparison

	May '08	May '09	Jun '09	Jul '09	Aug '09	Sep '09	Oct '09	Nov '09	Dec '09	Jan '10	Feb '10	Mar '10	Apr '10	May '10
Total kWh used	333	27,401	31,533	38,860	44,205	39,449	33,087	21,545	18,044	15,640	11,554	15,105	16,627	39,736
Number of days	28	30	29	29	31	30	33	28	31	32	31	29	28	31
Appx. average kWh used/day	11	913	1,087	1,340	1,425	1,314	1,002	769	582	488	372	520	593	1,281

Details of your new charges

Your rate: TOU-PA-A

Billing period: Apr 23 '10 to May 24 '10 (31 days)

Delivery charges

Energy-Winter		
Mid peak	16,597 kWh x \$0.01314	\$218.08
Off peak	23,139 kWh x \$0.01314	\$304.05
DWR bond charge	39,736 kWh x \$0.00515	\$204.64
Customer charge		\$122.94
Service charge	165 HP x \$5.86000	\$966.90

Your Delivery charges include:

- \$172.38 transmission charges
- \$1,046.62 distribution charges
- \$25.43 nuclear decommissioning charges
- \$323.45 public purpose programs charge
- \$34.57 new system generation charge

Generation charges

DWR		
Energy-Winter		
Mid peak	4,496 kWh x \$0.03763	\$169.18
Off peak	6,268 kWh x \$0.03763	\$235.86
SCE		
Energy-Winter		
Mid peak	12,101 kWh x \$0.07782	\$941.70
Off peak	16,871 kWh x \$0.03444	\$581.04

Your Generation charges include:

- \$89.01 competition transition charge

Your overall energy charges include:

- \$33.91 franchise fees

Additional information:

- DWR provided 27.089% of the energy you used this month
- Service voltage: 480 volts
- Billing horsepower: 165.0 HP

Subtotal of your new charges		\$3,744.39
Los Angeles Co UUT	\$3,744.39 x 4.50000 %	\$168.50
State tax	39,736 kWh x \$0.00022	\$8.74
Your new charges		\$3,921.63

WHITE FENCE FARMS MUTUAL WATER CO.

41901 N. 20TH STREET WEST
PALMDALE, CA 93551

WELLS FARGO BANK, N.A.

CALIFORNIA
WELLSFARGO.COM

13383

16-24-1220

07/01/2010

PAY TO THE ORDER OF Southern California Edison

\$ **4,636.72

Four Thousand Six Hundred Thirty-Six and 72/100*****

DOLLARS

Southern California Edison
P.O. Box 600
Rosemead, CA 91771-0001

Barbara J. [Signature]
[Signature] MP

MEMO 2-28-398-6784 7/14/10 County

WHITE FENCE FARMS MUTUAL WATER CO.

Southern California Edison

Date	Type	Reference
07/01/2010	Bill	6784 7/14/10 County

Original Amt.
4,636.72

Balance Due
4,636.72

07/01/2010

Check Amount

13383

Payment
4,636.72
4,636.72

COUNTY

2010

Wells Fargo - 2-28-398-6784 7/14/10 County

4,636.72

WHITE FENCE FARMS MUTUAL WATER CO.

Southern California Edison

Date	Type	Reference
07/01/2010	Bill	6784 7/14/10 County

Original Amt.
4,636.72

Balance Due
4,636.72

07/01/2010

Check Amount

13383

Payment
4,636.72
4,636.72

Wells Fargo - 2-28-398-6784 7/14/10 County

4,636.72

For billing and service inquiries call 1-800-896-1245,
Mon - Fri 7 a.m. to 7 p.m. and Saturday 8 a.m. to 5 p.m.
For emergency services call 24 hrs a day, 7 days a week

Date bill prepared: Jun 25 '10

Customer account 2-28-398-6784

Service account 3-003-4216-87
41501 20TH ST W
PALMDALE, CA 93551

Rotating outage Group N001

Your account summary

Amount of your last bill	\$3,921.63
Payment we received on Jun 07 '10 - thank you	-\$3,921.63
Balance forward	\$0.00
Your new charges	\$4,636.72
Total amount you owe by Jul 14 '10	\$4,636.72

5/24 - 6/23

Compare the electricity you are using

For meter 345M-006018 from May 24 '10 to Jun 23 '10
Total electricity you used this month in kWh

41,641

Your next meter read will be on or about Jul 26 '10.

	Electricity (kWh)
Summer Season	
On peak	4,346
Mid peak	7,365
Off peak	16,529
Winter Season	
Mid peak	4,448
Off peak	8,953
Total	41,641

Maximum demand is 143.0 kW

COUNTY

Please return the payment stub below with your payment and make your check payable to Southern California Edison.
If you want to pay in person, call 1-800-447-8908 for locations, or you can pay online at www.sce.com.

(14-574) Tear here

Tear here



Customer account 2-28-398-6784
Please write this number on your check. Make your
check payable to Southern California Edison.

Amount due by Jul 14 '10 \$4,636.72

Amount enclosed \$

CSS0625.P5.0009.001405 01 AT 0.357 **C002

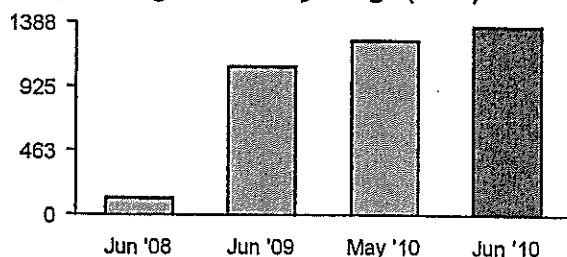


WHITE FENCE FARMS MUTUAL WATER
41901 20TH ST W
PALMDALE, CA 93551-1315

P.O. BOX 300
ROSEMEAD, CA 91772-0001

28 398 6784 00000093 000000000000463672000463672

Your daily average electricity usage (kWh)



Usage comparison

	Jun '08	Jun '09	Jul '09	Aug '09	Sep '09	Oct '09	Nov '09	Dec '09	Jan '10	Feb '10	Mar '10	Apr '10	May '10	Jun '10
Total kWh used	4,704	31,533	39,850	44,205	39,449	33,087	21,545	18,044	15,640	11,554	15,105	16,627	39,736	41,641
Number of days	33	29	29	31	30	33	28	31	32	31	29	28	31	30
Appx. average kWh used/day	142	1,087	1,340	1,425	1,314	1,002	769	582	488	372	520	593	1,281	1,388

Details of your new charges

Your rate: TOU-PA-A

Billing period: May 24 '10 to Jun 23 '10 (30 days Winter/Summer Season)

Delivery charges

Energy-Summer

On peak	4,346 kWh x \$0.01260	\$54.76
Mid peak	7,365 kWh x \$0.01260	\$92.80
Off peak	16,529 kWh x \$0.01260	\$208.27

Energy-Winter

Mid peak	4,448 kWh x \$0.01314	\$58.45
Off peak	8,953 kWh x \$0.01314	\$117.64

DWR bond charge

41,641 kWh x \$0.00515	\$214.46
------------------------	----------

Customer charge

\$122.94

Service charge

165 HP x \$5.86000 x 8/30 days	\$257.84
--------------------------------	----------

Service charge

165 HP x \$5.87000 x 22/30 days	\$710.27
---------------------------------	----------

Your Delivery charges include:

- \$159.49 transmission charges
- \$1,052.22 distribution charges
- \$26.65 nuclear decommissioning charges
- \$338.39 public purpose programs charge
- \$36.23 new system generation charge

Your Generation charges include:

- \$93.28 competition transition charge

Your overall energy charges include:

- \$40.10 franchise fees

Generation charges

DWR

Energy-Summer

On peak	1,096 kWh x \$0.03763	\$41.24
Mid peak	1,857 kWh x \$0.03763	\$69.88
Off peak	4,168 kWh x \$0.03763	\$156.84

Energy-Winter

Mid peak	1,122 kWh x \$0.03763	\$42.22
Off peak	2,257 kWh x \$0.03763	\$84.93

SCE

Energy-Summer

On peak	3,250 kWh x \$0.22958	\$746.14
Mid peak	5,508 kWh x \$0.09250	\$509.49

Additional information:

- DWR provided 25.215% of the energy you used this month
- Service voltage: 480 volts
- Billing horsepower: 165.0 HP

WHITE FENCE FARMS MUTUAL WATER CO.

41901 N. 20TH STREET WEST
PALMDALE, CA 93551

WELLS FARGO BANK, N.A.

CALIFORNIA
WELLSFARGO.COM

13427

16-24-1220

08/03/2010

PAY TO THE ORDER OF Southern California Edison

\$ **4,879.49

Four Thousand Eight Hundred Seventy-Nine and 49/100*****

DOLLARS

Southern California Edison
P.O. Box 600
Rosemead, CA 91771-0001

[Signature]
[Signature]

MEMO 2-28-398-6784 8/16/10 County

WHITE FENCE FARMS MUTUAL WATER CO.

Southern California Edison

Date Type Reference
08/03/2010 Bill 6784 8/16/10 County

Original Amt.
4,879.49

08/03/2010
Balance Due Discount
4,879.49

13427

Payment
4,879.49
Check Amount
4,879.49

COUNTY

Wells Fargo - 2-28-398-6784 8/16/10 County

4,879.49

WHITE FENCE FARMS MUTUAL WATER CO.

Southern California Edison

Date Type Reference
08/03/2010 Bill 6784 8/16/10 County

Original Amt.
4,879.49

08/03/2010
Balance Due Discount
4,879.49
Check Amount

13427

Payment
4,879.49
4,879.49

Wells Fargo - 2-28-398-6784 8/16/10 County

4,879.49

For billing and service inquiries call 1-800-896-1245,
Mon - Fri 7 a.m. to 7 p.m. and Saturday 8 a.m. to 5 p.m.
For emergency services call 24 hrs a day, 7 days a week

Date bill prepared: Jul 27 '10

Customer account 2-28-398-6784
Service account 3-003-4216-87
41501 20TH ST W
PALMDALE, CA 93551
Rotating outage Group N001

Your account summary

Amount of your last bill	\$4,636.72
Payment we received on Jul 13 '10 - thank you	-\$4,636.72
Balance forward	\$0.00
Your new charges	\$4,879.49
Total amount you owe by Aug 16 '10	\$4,879.49

Compare the electricity you are using

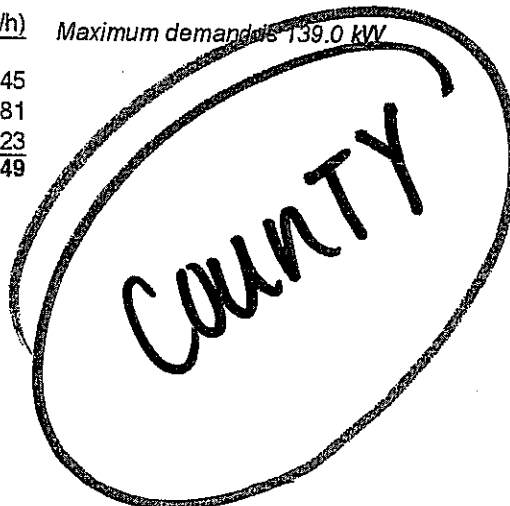
For meter 345M-006018 from Jun 23 '10 to Jul 23 '10
Total electricity you used this month in kWh

42,049

Your next meter read will be on or about Aug 24 '10.

	Electricity (kWh)
Summer Season	
On peak	5,945
Mid peak	10,681
Off peak	25,423
Total	42,049

Maximum demand is 139.0 kW



Please return the payment stub below with your payment and make your check payable to Southern California Edison.
If you want to pay in person, call 1-800-747-8908 for locations, or you can pay online at www.sce.com.

Tear here

Tear here



Customer account 2-28-398-6784
Please write this number on your check. Make your
check payable to Southern California Edison.

Amount due by Aug 16 '10 **\$4,879.49**

Amount enclosed \$

CSS0727.P5.0015.002362 01 AT 0.357 **C002

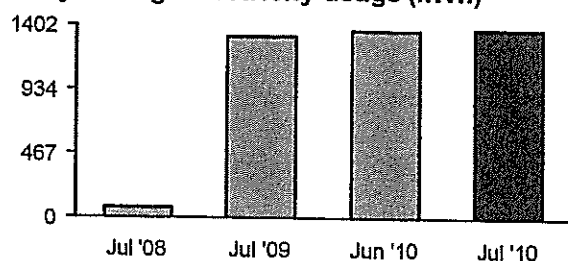


WHITE FENCE FARMS MUTUAL WATER
41901 20TH ST W
PALMDALE, CA 93551-1315

P.O. BOX 300
ROSEMEAD, CA 91772-0001

28 398 6784 00000093 000000000000487949000487949

Your daily average electricity usage (kWh)



Usage comparison

	Jul '08	Jul '09	Aug '09	Sep '09	Oct '09	Nov '09	Dec '09	Jan '10	Feb '10	Mar '10	Apr '10	May '10	Jun '10	Jul '10
Total kWh used	2,758	38,860	44,205	39,449	33,087	21,545	18,044	15,640	11,554	15,105	16,627	39,736	41,641	42,049
Number of days	29	29	31	30	33	28	31	32	31	29	28	31	30	30
Appx. average kWh used/day	95	1,340	1,425	1,314	1,002	769	582	488	372	520	593	1,281	1,388	1,401

Details of your new charges

Your rate: TOU-PA-A

Billing period: Jun 23 '10 to Jul 23 '10 (30 days)

Delivery charges

Energy-Summer

On peak	5,945 kWh x \$0.01260	\$74.91
Mid peak	10,681 kWh x \$0.01260	\$134.58
Off peak	25,423 kWh x \$0.01260	\$320.33
DWR bond charge	42,049 kWh x \$0.00515	\$216.55
Customer charge		\$122.94
Service charge	165 HP x \$5.87000	\$968.55

Your Delivery charges include:

- \$152.87 transmission charges
- \$1,053.41 distribution charges
- \$26.91 nuclear decommissioning charges
- \$341.44 public purpose programs charge
- \$36.58 new system generation charge

Generation charges

DWR

Energy-Summer

On peak	1,601 kWh x \$0.03763	\$60.25
Mid peak	2,876 kWh x \$0.03763	\$108.22
Off peak	6,845 kWh x \$0.03763	\$257.58

Your Generation charges include:

- \$94.19 competition transition charge

SCE

Energy-Summer

On peak	4,344 kWh x \$0.22958	\$997.30
Mid peak	7,805 kWh x \$0.09250	\$721.96
Off peak	18,578 kWh x \$0.03646	\$677.35

Your overall energy charges include:

- \$42.21 franchise fees

Additional information:

- DWR provided 26.926% of the energy you used this month
- Service voltage: 480 volts
- Billing horsepower: 165.0 HP

Subtotal of your new charges		\$4,660.52
Los Angeles Co UUT	\$4,660.52 x 4.50000 %	\$209.72
State tax	42,049 kWh x \$0.00022	\$9.25
Your new charges		\$4,879.49

WHITE FENCE FARMS MUTUAL WATER CO.

41901 N. 20TH STREET WEST
PALMDALE, CA 93551

WELLS FARGO BANK, N.A.

CALIFORNIA
WELLSFARGO.COM

13470

16-24-1220

09/07/2010

PAY TO THE ORDER OF Southern California Edison

\$**4,756.04

Four Thousand Seven Hundred Fifty-Six and 04/100*****

DOLLARS

Southern California Edison
P.O. Box 600
Rosemead, CA 91771-0001

Back to [Signature]
[Signature] MP

MEMO 2-28-398-6784 9/14/10 County

WHITE FENCE FARMS MUTUAL WATER CO.

Southern California Edison

Date Type Reference
09/07/2010 Bill 6784 9/14/10 county

Original Amt.
4,756.04

09/07/2010
Balance Due 4,756.04
Discount
Check Amount

13470
Payment 4,756.04
4,756.04

County

Wells Fargo 2-28-398-6784 9/14/10 County

4,756.04

WHITE FENCE FARMS MUTUAL WATER CO.

Southern California Edison

Date Type Reference
09/07/2010 Bill 6784 9/14/10 county

Original Amt.
4,756.04

09/07/2010
Balance Due 4,756.04
Discount
Check Amount

13470
Payment 4,756.04
4,756.04

Wells Fargo - i

2-28-398-6784 9/14/10 County

4,756.04



SOUTHERN CALIFORNIA
EDISON

An EDISON INTERNATIONAL® Company

P.O. Box 300
Rosemead, CA
91772-0001
www.sce.com

Your electricity bill

WHITE FENCE FARMS MUTUAL WATER / Page 1 of 6

For billing and service inquiries call 1-800-896-1245
Mon - Fri 7 a.m. to 7 p.m. and Saturday 8 a.m. to 5 p.m.
For emergency services call 24 hrs a day, 7 days a week

Date bill prepared: Aug 26 '10

Customer account 2-28-398-6784

Service account 3-093-4216-87
41501 20TH ST W
PALMDALE, CA 93551

Rotating outage Group N001

Your account summary

Amount of your last bill	\$4,879.49
Payment we received on Aug 06 '10, thank you	\$4,879.49
Balance forward	\$0.00
Your new charges	\$4,756.04
Total amount you owe by Sep 14 '10	\$4,756.04

Compare the electricity you are using

For meter 345M-006018 from Jul 23 '10 to Aug 23 '10
Total electricity you used this month in kWh

42,333

Your next meter read will be on or about Sep 23 '10

Summer Season

Electricity (kWh)

Maximum demand is 140.0 kW

On peak	5,204
Mid peak	9,391
Off peak	27,738
Total	42,333

COUNTY

Please return the payment stub below with your payment and make your check payable to Southern California Edison.
If you want to pay in person, call 1-800-747-8908 for locations, or you can pay online at www.sce.com.

14-574) Tear here

Tear here



Customer account 2-28-398-6784
Please write this number on your check. Make your
check payable to Southern California Edison.

Amount due by Sep 14 '10

\$4,756.04

Amount enclosed

\$

CSS0826.P5.0011.001824 01 AT 0.357 **C002

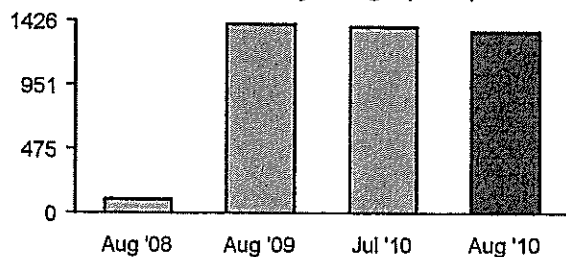


WHITE FENCE FARMS MUTUAL WATER
41901 20TH ST W
PALMDALE, CA 93551-1315

P.O. BOX 300
ROSEMEAD, CA 91772-0001

28 398 6784 00000099 000000000000475604000475604

Your daily average electricity usage (kWh)



Usage comparison

	Aug '08	Aug '09	Sep '09	Oct '09	Nov '09	Dec '09	Jan '10	Feb '10	Mar '10	Apr '10	May '10	Jun '10	Jul '10	Aug '10
Total kWh used	3,429	44,205	39,449	33,087	21,545	18,044	15,640	11,554	15,105	16,627	39,736	41,641	42,049	42,333
Number of days	29	31	30	33	28	31	32	31	29	28	31	30	30	31
Appx. average kWh used/day	118	1,425	1,314	1,002	769	582	488	372	520	593	1,281	1,388	1,401	1,365

Details of your new charges

Your rate: TOU-PA-A

Billing period: Jul 23 '10 to Aug 23 '10 (31 days)

Delivery charges

Energy-Summer

On peak	5,204 kWh x \$0.01260	\$65.57
Mid peak	9,391 kWh x \$0.01260	\$118.33
Off peak	27,738 kWh x \$0.01260	\$349.50
DWR bond charge	42,333 kWh x \$0.00515	\$218.01
Customer charge		\$122.94
Service charge	165 HP x \$5.87000	\$968.55

Your Delivery charges include:

- \$152.81 transmission charges
- \$1,054.25 distribution charges
- \$27.09 nuclear decommissioning charges
- \$343.74 public purpose programs charge
- \$36.83 new system generation charge

Generation charges

DWR

Energy-Summer

On peak	1,318 kWh x \$0.03763	\$49.60
Mid peak	2,379 kWh x \$0.03763	\$89.52
Off peak	7,028 kWh x \$0.03763	\$264.46

Your Generation charges include:

- \$94.83 competition transition charge

SCE

Energy-Summer

On peak	3,886 kWh x \$0.22958	\$892.15
Mid peak	7,012 kWh x \$0.09250	\$648.61
Off peak	20,710 kWh x \$0.03646	\$755.09

Your overall energy charges include:

- \$41.14 franchise fees

Additional information:

- DWR provided 25.336% of the energy you used this month
- Service voltage: 480 volts
- Billing horsepower: 165.0 HP

Subtotal of your new charges		\$4,542.33
Los Angeles Co UUT	\$4,542.33 x 4.50000 %	\$204.40
State tax	42,333 kWh x \$0.00022	\$9.31
Your new charges		\$4,756.04

13498

WHITE FENCE FARMS MUTUAL WATER CO.41901 N. 20TH STREET WEST
PALMDALE, CA 93551**WELLS FARGO BANK, N.A.**CALIFORNIA
WELLSFARGO.COM



16-24-1220

10/01/2010

PAY TO THE ORDER OF Southern California Edison

\$**4,332.80

Four Thousand Three Hundred Thirty-Two and 80/100*****

DOLLARS Southern California Edison
P.O. Box 600
Rosemead, CA 91771-0001
 MP

MEMO 2-28-398-6784 10/14/10 County

11

WHITE FENCE FARMS MUTUAL WATER CO.

Southern California Edison

Date Type Reference
10/01/2010 Bill 6784 County 10/14/10Original Amt.
4,332.80Balance Due
4,332.80

10/01/2010


Discount

Check Amount

13498

Payment
4,332.80

4,332.80



Wells Fargo 2-28-398-6784 10/14/10 County

4,332.80

WHITE FENCE FARMS MUTUAL WATER CO.

Southern California Edison

Date Type Reference
10/01/2010 Bill 6784 County 10/14/10Original Amt.
4,332.80Balance Due
4,332.80

10/01/2010

Discount

Check Amount

13498

Payment
4,332.80

4,332.80

Wells Fargo 2-28-398-6784 10/14/10 County

4,332.80

For billing and service inquiries call 1-800-896-1245,
Mon - Fri 7 a.m. to 7 p.m. and Saturday 8 a.m. to 5 p.m.
For emergency services call 24 hrs a day, 7 days a week

Date bill prepared: Sep 25 '10

Customer account 2-28-398-6784

Service account 3-003-4216-87
41501 20TH ST W
PALMDALE, CA 93551

Rotating outage Group N001

Your account summary

Amount of your last bill	\$4,756.04
Payment we received on Sep 10 '10 - thank you	-\$4,756.04
Balance forward	\$0.00
Your new charges	\$4,332.80
Total amount you owe by Oct 14 '10	\$4,332.80

Compare the electricity you are using

For meter 345M-006018 from Aug 23 '10 to Sep 22 '10
Total electricity you used this month in kWh

37,875

Your next meter read will be on or about Oct 25 '10.

Summer Season

Electricity (kWh)

Maximum demand is 142.0 kW

On peak	4,312
Mid peak	8,628
Off peak	20,935
Total	37,875

COUNTY

Please return the payment stub below with your payment and make your check payable to Southern California Edison.
If you want to pay in person, call 1-800-747-8908 for locations, or you can pay online at www.sce.com.

(14-574)

Tear here

Tear here



Customer account 2-28-398-6784
Please write this number on your check. Make your
check payable to Southern California Edison.

Amount due by Oct 14 '10 \$4,332.80

Amount enclosed \$

CSS0925.P5.0010.001606 01 AT 0.357 **C002

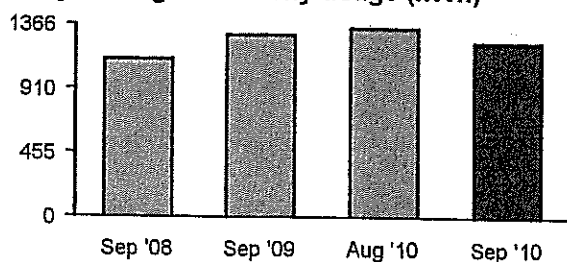


WHITE FENCE FARMS MUTUAL WATER
41901 20TH ST W
PALMDALE, CA 93551-1315

P.O. BOX 300
ROSEMEAD, CA 91772-0001

28 398 6784 00000099 0000000000004332800000433280

Your daily average electricity usage (kWh)



Usage comparison

	Sep '08	Sep '09	Oct '09	Nov '09	Dec '09	Jan '10	Feb '10	Mar '10	Apr '10	May '10	Jun '10	Jul '10	Aug '10	Sep '10
Total kWh used	37,652	39,449	33,087	21,545	18,044	15,640	11,554	15,105	16,627	39,736	41,641	42,049	42,333	37,875
Number of days	33	30	33	28	31	32	31	29	28	31	30	30	31	30
Appx. average kWh used/day	1,140	1,314	1,002	769	582	488	372	520	593	1,281	1,388	1,401	1,365	1,262

Details of your new charges

Your rate: TOU-PA-A

Billing period: Aug 23 '10 to Sep 22 '10 (30 days)

Delivery charges

Energy-Summer

On peak	4,312 kWh x \$0.01260	\$54.33
Mid peak	8,628 kWh x \$0.01260	\$108.71
Off peak	24,935 kWh x \$0.01260	\$314.18
DWR bond charge	37,875 kWh x \$0.00515	\$195.06
Customer charge		\$122.94
Service charge	165 HP x \$5.87000	\$968.55

Your Delivery charges include:

- \$153.75 transmission charges
- \$1,041.15 distribution charges
- \$24.24 nuclear decommissioning charges
- \$307.55 public purpose programs charge
- \$32.95 new system generation charge

Generation charges

DWR

Energy-Summer

On peak	1,094 kWh x \$0.03763	\$41.17
Mid peak	2,189 kWh x \$0.03763	\$82.37
Off peak	6,327 kWh x \$0.03763	\$238.09

Your Generation charges include:

- \$84.84 competition transition charge

SCE

Energy-Summer

On peak	3,218 kWh x \$0.22958	\$738.79
Mid peak	6,439 kWh x \$0.09250	\$595.61
Off peak	18,608 kWh x \$0.03646	\$678.45

Additional information:

- DWR provided 25.374% of the energy you used this month
- Service voltage: 480 volts
- Billing horsepower: 165.0 HP

Subtotal of your new charges		\$4,138.25
Los Angeles Co UUT	\$4,138.25 x 4.50000 %	\$186.22
State tax	37,875 kWh x \$0.00022	\$8.33
Your new charges		\$4,332.80

13536

WHITE FENCE FARMS MUTUAL WATER CO.41901 N. 20TH STREET WEST
PALMDALE, CA 93551**WELLS FARGO BANK, N.A.**CALIFORNIA
WELLSFARGO.COM

16-24-1220

11/02/2010

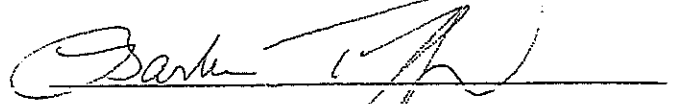

PAY TO THE
ORDER OF

Southern California Edison

\$ **3,233.08

Three Thousand Two Hundred Thirty-Three and 08/100*****

DOLLARS

Southern California Edison
P.O. Box 600
Rosemead, CA 91771-0001


MEMO

2-28-398-6784 11/15/10 County


WHITE FENCE FARMS MUTUAL WATER CO.

Southern California Edison

11/02/2010

13536

Date	Type	Reference	Original Amt.	Balance Due	Discount	Payment
11/02/2010	Bill	6784 11/15/10 County	3,233.08	3,233.08		3,233.08
				Check Amount		3,233.08



Wells Fargo -

2-28-398-6784 11/15/10 County

3,233.08

WHITE FENCE FARMS MUTUAL WATER CO.

Southern California Edison

11/02/2010

13536

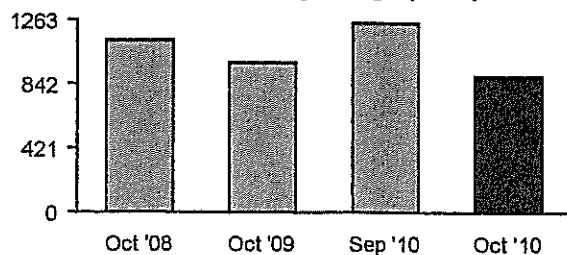
Date	Type	Reference	Original Amt.	Balance Due	Discount	Payment
11/02/2010	Bill	6784 11/15/10 County	3,233.08	3,233.08		3,233.08
				Check Amount		3,233.08

Wells Fargo - 2-28-398-6784 11/15/10 County

3,233.08

28 398 6784 00000092 0000000000000323308000323308

Your daily average electricity usage (kWh)



Usage comparison

	Oct '08	Oct '09	Nov '09	Dec '09	Jan '10	Feb '10	Mar '10	Apr '10	May '10	Jun '10	Jul '10	Aug '10	Sep '10	Oct '10
Total kWh used	34,356	33,087	21,545	18,044	15,640	11,554	15,105	16,627	39,735	41,641	42,049	42,333	37,875	27,367
Number of days	30	33	28	31	32	31	29	28	31	30	30	31	30	30
Appx. average kWh used/day	1,145	1,002	769	582	488	372	520	593	1,281	1,388	1,401	1,365	1,262	912

Details of your new charges

Your rate: TOU-PA-A

Billing period: Sep 22 '10 to Oct 22 '10 (30 days Summer/Winter Season)

Delivery charges

Energy-Summer

On peak	1,653 kWh x \$0.01260	\$20.83
Mid peak	2,741 kWh x \$0.01260	\$34.54
Off peak	5,593 kWh x \$0.01260	\$70.47

Energy-Winter

Mid peak	6,238 kWh x \$0.01260	\$78.60
Off peak	11,142 kWh x \$0.01260	\$140.39

DWR bond charge

	27,367 kWh x \$0.00515	\$140.94
--	------------------------	----------

Customer charge

\$122.94

Service charge

	165 HP x \$5.87000	\$968.55
--	--------------------	----------

Your Delivery charges include:

- \$155.96 transmission charges
- \$1,010.25 distribution charges
- \$17.51 nuclear decommissioning charges
- \$222.22 public purpose programs charge
- \$23.81 new system generation charge

Your Generation charges include:

- \$61.30 competition transition charge

Generation charges

DWR

Energy-Summer

On peak	477 kWh x \$0.03763	\$17.95
Mid peak	792 kWh x \$0.03763	\$29.80
Off peak	1,616 kWh x \$0.03763	\$60.81

Energy-Winter

Mid peak	1,802 kWh x \$0.03763	\$67.81
Off peak	3,218 kWh x \$0.03763	\$121.09

SCE

Energy-Summer

On peak	1,176 kWh x \$0.22958	\$269.99
Mid peak	1,949 kWh x \$0.09250	\$180.28
Off peak	3,977 kWh x \$0.03646	\$145.00

Your overall energy charges include:

- \$27.97 franchise fees

Additional information:

- DWR provided 28.886% of the energy you used this month
- Service voltage: 480 volts
- Billing horsepower: 165.0 HP

13139

FENCE FARMS MUTUAL WATER CO.41901 N. 20TH STREET WEST
PALMDALE, CA 93551**WELLS FARGO BANK, N.A.**CALIFORNIA
WELLSFARGO.COM

16-24-1220


01/05/2010

PAY TO THE ORDER OF Southern California Edison

\$**1,597.33

One Thousand Five Hundred Ninety-Seven and 33/100*****

DOLLARS

Southern California Edison
P.O. Box 600
Rosemead, CA 91771-0001

MEMO 2-02-607-7560 1/18/10 CITY

WHITE FENCE FARMS MUTUAL WATER CO.

Southern California Edison

Date	Type	Reference	Original Amt.	Balance Due	Discount	Payment
1/5/2010	Bill	7560 1/18/10 City	1,597.33	1,597.33		1,597.33
				Check Amount		1,597.33

01/05/2010

13139

Wells Fargo - # 2-02-607-7560 1/18/10 CITY 1,597.33

WHITE FENCE FARMS MUTUAL WATER CO.

Southern California Edison

Date	Type	Reference	Original Amt.	Balance Due	Discount	Payment
1/5/2010	Bill	7560 1/18/10 City	1,597.33	1,597.33		1,597.33
				Check Amount		1,597.33

01/05/2010

13139

Wells Fargo - 2-02-607-7560 1/18/10 CITY 1,597.33



P.O. Box 300
Rosemead, CA
91772-0001
www.sce.com

Your electricity bill

WHITE FENCE FARMS MUTUAL WATER / Page 1 of 8

For billing and service inquiries call 1-800-896-1245,
Mon - Fri 7 a.m. to 7 p.m. and Saturday 8 a.m. to 5 p.m.
For emergency services call 24 hrs a day, 7 days a week

Date bill prepared: Dec 29 '09

Customer account 2-02-607-7560
Service account 3-002-0243-53
1049 W COLUMBIA WAY
LANCASTER, CA 93534
Rotating outage Group N001

Your account summary

Amount of your last bill	\$2,425.10
Payment we received on Dec 18 '09 - thank you	-\$2,425.10
Balance forward	\$0.00
Your new charges	\$1,597.33
Total amount you owe by Jan 18 '10	\$1,597.33

Compare the electricity you are using

For meter 349M-007550 from Nov 24 '09 to Dec 24 '09
Total electricity you used this month in kWh

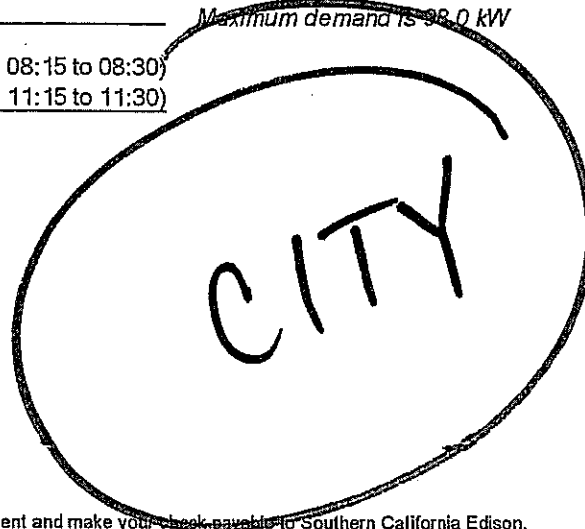
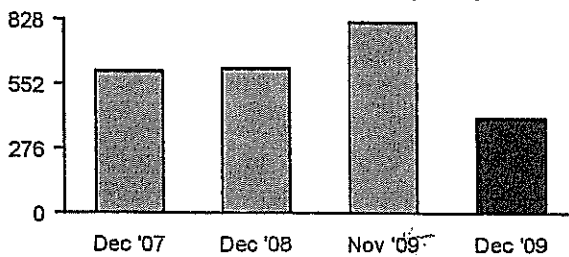
12,565

Your next meter read will be on or about Jan 26 '10.

	Electricity (kWh)	Demand (kW)
Winter Season		
Mid peak	5,631	98 (Nov 25 '09 08:15 to 08:30)
Off peak	6,934	94 (Nov 26 '09 11:15 to 11:30)
Total	12,565	

Maximum demand is 98.0 kW

Your daily average electricity usage (kWh)



Please return the payment stub below with your payment and make your check payable to Southern California Edison.
If you want to pay in person, call 1-800-747-8908 for locations, or you can pay online at www.sce.com.

(4-574) Tear here

Tear here



Customer account 2-02-607-7560
Please write this number on your check. Make your
check payable to Southern California Edison.

Amount due by Jan 18 '10 \$1,597.33

Amount enclosed \$

**C002



WHITE FENCE FARMS MUTUAL WATER
41901 20TH ST W
PALMDALE, CA 93551-1315

P.O. BOX 300
ROSEMEAD, CA 91772-0001

02 607 7560 00000063 000000000000159733000159733



An EDISON INTERNATIONAL® Company

Usage comparison

	Dec '07	Dec '08	Jan '09	Feb '09	Mar '09	Apr '09	May '09	Jun '09	Jul '09	Aug '09	Sep '09	Oct '09	Nov '09	Dec '09
Total kWh used	20,442	18,841	14,208	12,017	17,746	36,465	42,092	35,532	49,356	45,722	43,595	36,109	24,009	12,565
Number of days	33	30	33	30	29	32	30	29	32	29	30	32	29	30
Appx. average kWh used/day	619	628	430	400	611	1,139	1,403	1,225	1,542	1,576	1,453	1,128	827	418

Details of your new charges

Your rate: TOU-PA-B

Billing period: Nov 24 '09 to Dec 24 '09 (30 days)

Delivery charges

Facilities rel demand	98 kW x \$6.82000	\$668.36
Energy-Winter		
Mid peak	5,631 kWh x \$0.00716	\$40.32
Off peak	6,934 kWh x \$0.00716	\$49.65
DWR bond charge	12,565 kWh x \$0.00491	\$61.69
Customer charge		\$113.76

Your Delivery charges include:

- \$78.45 transmission charges
- \$722.76 distribution charges
- \$7.41 nuclear decommissioning charges
- \$53.02 public purpose programs charge
- \$7.41 new system generation charge

Generation charges

DWR		
Energy-Winter		
Mid peak	1,687 kWh x \$0.06225	\$105.02
Off peak	2,078 kWh x \$0.06225	\$129.36
SCE		
Energy-Winter		
Mid peak	3,944 kWh x \$0.06357	\$250.72
Off peak	4,856 kWh x \$0.03618	\$175.69

Your Generation charges include:

- \$29.03 competition transition charge

Your overall energy charges include:

- \$14.45 franchise fees

Subtotal of your new charges

State tax 12,565 kWh x \$0.00022 \$1,594.57

Your new charges \$2.76

\$1,597.33

Additional information:

- DWR provided 29.967% of the energy you used this month
- Service voltage: 480 volts

WHITE FENCE FARMS MUTUAL WATER CO.41901 N. 20TH STREET WEST
PALMDALE, CA 93551**WELLS FARGO BANK, N.A.**CALIFORNIA
WELLSFARGO.COM

13176



16-24-1220

02/02/2010

PAY TO THE ORDER OF Southern California Edison

\$**1,246.69

One Thousand Two Hundred Forty-Six and 69/100*****

DOLLARS Southern California Edison
P.O. Box 600
Rosemead, CA 91771-0001
Details on back.
Security Features Included

MEMO 2-02-607-7560 City 2/16/10

WHITE FENCE FARMS MUTUAL WATER CO.

Southern California Edison

Date	Type	Reference
2/2/2010	Bill	7560 City 2/16/10

Original Amt.
1,246.69

02/02/2010	Balance Due	Discount
	1,246.69	
	Check Amount	

13176	Payment
	1,246.69
	1,246.69

Wells Fargo - 2-02-607-7560 City 2/16/10

1,246.69

**WHITE FENCE FARMS MUTUAL WATER CO.**

Southern California Edison

Date	Type	Reference
2/2/2010	Bill	7560 City 2/16/10

Original Amt.
1,246.69

02/02/2010	Balance Due	Discount
	1,246.69	
	Check Amount	

13176	Payment
	1,246.69
	1,246.69

Wells Fargo - 2-02-607-7560 City 2/16/10

1,246.69

Usage comparison

	Jan '08	Jan '09	Feb '09	Mar '09	Apr '09	May '09	Jun '09	Jul '09	Aug '09	Sep '09	Oct '09	Nov '09	Dec '09	Jan '10
Total kWh used	14,347	14,208	12,017	17,746	36,465	42,092	35,532	49,356	45,722	43,595	36,109	24,009	12,565	8,925
Number of days	31	33	30	29	32	30	29	32	29	30	32	29	30	33
Appx. average kWh used/day	462	430	400	611	1,139	1,403	1,225	1,542	1,576	1,453	1,128	827	418	270

Details of your new charges

Your rate: TOU-PA-B

Billing period: Dec 24 '09 to Jan 26 '10 (33 days)

Delivery charges

Facilities rel demand	90 kW x \$6.82000 x 8/33 days	\$148.80
Facilities rel demand	90 kW x \$6.83000 x 25/33 days	\$465.68
Energy-Winter		
Mid peak	753 kWh x \$0.00716	\$5.39
Mid peak	2,352 kWh x \$0.00779	\$18.32
Off peak	1,411 kWh x \$0.00716	\$10.10
Off peak	4,409 kWh x \$0.00779	\$34.35
DWR bond charge	2,164 kWh x \$0.00491	\$10.63
DWR bond charge	6,761 kWh x \$0.00515	\$34.82
Customer charge		\$113.76

Your Delivery charges include:

- \$76.97 transmission charges
- \$668.48 distribution charges
- \$5.27 nuclear decommissioning charges
- \$38.27 public purpose programs charge
- \$5.26 new system generation charge

Generation charges

DWR		
Energy-Winter		
Mid peak	203 kWh x \$0.06225	\$12.64
Mid peak	635 kWh x \$0.03763	\$23.90
Off peak	381 kWh x \$0.06225	\$23.72
Off peak	1,189 kWh x \$0.03763	\$44.74
SCE		
Energy-Winter		
Mid peak	2,267 kWh x \$0.06357	\$144.11
Off peak	4,250 kWh x \$0.03618	\$153.77

Your Generation charges include:

- \$20.62 competition transition charge

Your overall energy charges include:

- \$11.28 franchise fees

Additional information:

- DWR provided 26.981% of the energy you used this month
- Service voltage: 480 volts

Subtotal of your new charges		\$1,244.73
State tax	8,925 kWh x \$0.00022	\$1.96
Your new charges		\$1,246.69

Things you should know

You may notice a change in your billing statement.....

Effective 1/1/2010, the billing rates that calculate your bill have been modified. You may notice reoccurring line items in the "Details of your new charges" section reflecting the bill calculation before and after the rate change. The first line items reflect the rates prior to 1/1/2010 and the second line items reflect the rates after 1/1/2010. For more information, please visit www.sce.com/bill_change.

13219

WHITE FENCE FARMS MUTUAL WATER CO.

41901 N. 20TH STREET WEST
PALMDALE, CA 93551

WELLS FARGO BANK, N.A.

CALIFORNIA
WELLSFARGO.COM

16-24-1220

03/15/2010

PAY TO THE ORDER OF Southern California Edison

\$**1,010.42

One Thousand Ten and 42/100*****

DOLLARS 6

Southern California Edison
P.O. Box 600
Rosemead, CA 91771-0001

MEMO 2-02-607-7560 City 3/23/10

WHITE FENCE FARMS MUTUAL WATER CO.

Southern California Edison

03/15/2010

13219

Date	Type	Reference	Original Amt.	Balance Due	Discount	Payment
03/11/2010	Bill	7560-3/23/10 City	1,010.42	1,010.42		1,010.42
				Check Amount		1,010.42

Wells Fargo - 2-02-607-7560 City 3/23/10

1,010.42

WHITE FENCE FARMS MUTUAL WATER CO.

Southern California Edison

03/15/2010

13219

Date	Type	Reference	Original Amt.	Balance Due	Discount	Payment
03/11/2010	Bill	7560-3/23/10 City	1,010.42	1,010.42		1,010.42
				Check Amount		1,010.42

Wells Fargo - # 2-02-607-7560 City 3/23/10

1,010.42

For billing and service inquiries call 1-800-896-1245,
Mon - Fri 7 a.m. to 7 p.m. and Saturday 8 a.m. to 5 p.m.
For emergency services call 24 hrs a day, 7 days a week

Date bill prepared: Mar 4 '10

Customer account 2-02-607-7560
Service account 3-002-0243-53
1049 W COLUMBIA WAY
LANCASTER, CA 93534
Rotating outage Group N001

Your account summary

Amount of your last bill	\$1,246.69
Payment we received on Feb 09 '10 - thank you	-\$1,246.69
Balance forward	\$0.00
Your new charges	\$1,010.42
Total amount you owe by Mar 23 '10	\$1,010.42

Compare the electricity you are using

For meter 349M-007550 from Jan 26 '10 to Feb 25 '10
Total electricity you used this month in kWh

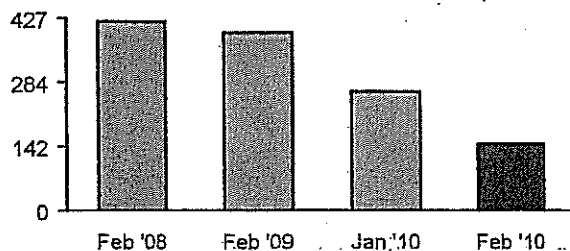
4,642

Your next meter read will be on or about Mar 26 '10.

	Electricity (kWh)	Demand (kW)	
Winter Season			
Mid peak	2,209	91	(Feb 3 '10 15:15 to 15:30)
Off peak	2,433	89	(Feb 19 '10 03:00 to 03:15)
Total	4,642		

Maximum demand is 91.0 kW

Your daily average electricity usage (kWh)



Please return the payment stub below with your payment and make your check payable to Southern California Edison.
If you want to pay in person, call 1-800-747-8908 for locations, or you can pay online at www.sce.com.

Tear here

Tear here

(14-574)



Customer account 2-02-607-7560
Please write this number on your check. Make your
check payable to Southern California Edison.

Amount due by Mar 23 '10	\$1,010.42
Amount enclosed	\$ <input type="text"/>

CSS0304.P5.0012.002170 01 AT 0.357 **C002



WHITE FENCE FARMS MUTUAL WATER
41901 20TH ST W
PALMDALE, CA 93551-1315

P.O. BOX 300
ROSEMEAD, CA 91772-0001

02 607 7560 00000066 000000000000101042000101042

Usage comparison

	Feb '08	Feb '09	Mar '09	Apr '09	May '09	Jun '09	Jul '09	Aug '09	Sep '09	Oct '09	Nov '09	Dec '09	Jan '10	Feb '10
Total kWh used	13,648	12,017	17,746	36,465	42,092	35,532	49,356	45,722	43,595	36,109	24,009	12,565	8,925	4,642
Number of days	32	30	29	32	30	29	32	29	30	32	29	30	33	30
Appx. average kWh used/day	426	400	611	1,139	1,403	1,225	1,542	1,576	1,453	1,128	827	418	270	154

Details of your new charges

Your rate: TOU-PA-B

Billing period: Jan 26 '10 to Feb 25 '10 (30 days)

Delivery charges

Facilities rel demand	91 kW x \$6.83000	\$621.53
Energy-Winter		
Mid peak	2,209 kWh x \$0.00779	\$17.21
Off peak	2,433 kWh x \$0.00779	\$18.95
DWR bond charge	4,642 kWh x \$0.00515	\$23.91
Customer charge		\$113.76

Your Delivery charges include:

- \$77.88 transmission charges
- \$666.98 distribution charges
- \$2.74 nuclear decommissioning charges
- \$20.01 public purpose programs charge
- \$2.74 new system generation charge

Generation charges

DWR		
Energy-Winter		
Mid peak	592 kWh x \$0.03763	\$22.28
Off peak	652 kWh x \$0.03763	\$24.53
SCE		
Energy-Winter		
Mid peak	1,617 kWh x \$0.06357	\$102.79
Off peak	1,781 kWh x \$0.03618	\$64.44

Your Generation charges include:

- \$10.72 competition transition charge

Your overall energy charges include:

- \$9.14 franchise fees

Subtotal of your new charges		\$1,009.40
State tax	4,642 kWh x \$0.00022	\$1.02
Your new charges		\$1,010.42

Additional information:

- DWR provided 26.789% of the energy you used this month
- Service voltage: 480 volts

Things you should know

You may notice a change in your billing statement.....

Effective 3/1/2010, the billing rates that calculate your bill have been modified. You may notice reoccurring line items in the "Details of your new charges" section reflecting the bill calculation before and after the rate change. The first line items reflect the rates prior to 3/1/2010 and the second line items reflect the rates after 3/1/2010. For more information, please visit www.sce.com/bill_change.

13256

WHITE FENCE FARMS MUTUAL WATER CO.

41901 N. 20TH STREET WEST
PALMDALE, CA 93551

WELLS FARGO BANK, N.A.

CALIFORNIA
WELLSFARGO.COM

16-24-1220

04/01/2010


\$ **1,201.73

DOLLARS

Details on back.
Scan by Features Included

PAY TO THE ORDER OF Southern California Edison

One Thousand Two Hundred One and 73/100*****

Southern California Edison
P.O. Box 600
Rosemead, CA 91771-0001

MEMO 2-02-607-7560 City 4/19/10

WHITE FENCE FARMS MUTUAL WATER CO.

Southern California Edison

Date Type Reference
04/01/2010 Bill 7560 4/19/10 CityOriginal Amt.
1,201.7304/01/2010
Balance Due 1,201.73
Discount
Check Amount13256
Payment
1,201.73
1,201.73

Wells Fargo -

2-02-607-7560 City 4/19/10

1,201.73

WHITE FENCE FARMS MUTUAL WATER CO.

Southern California Edison

Date Type Reference
04/01/2010 Bill 7560 4/19/10 CityOriginal Amt.
1,201.7304/01/2010
Balance Due 1,201.73
Discount
Check Amount13256
Payment
1,201.73
1,201.73

Wells Fargo

2-02-607-7560 City 4/19/10

1,201.73

For billing and service inquiries call 1-800-896-1245,
Mon - Fri 7 a.m. to 7 p.m. and Saturday 8 a.m. to 5 p.m.
For emergency services call 24 hrs a day, 7 days a week

Date bill prepared: Mar 30 '10

Customer account 2-02-607-7560

Service account 3-002-0243-53
1049 W COLUMBIA WAY
LANCASTER, CA 93534

Rotating outage Group N001

Your account summary

Amount of your last bill	\$1,010.42
Payment we received on Mar 17 '10 - thank you	-\$1,010.42
Balance forward	\$0.00
Your new charges	\$1,201.73
Total amount you owe by Apr 19 '10	\$1,201.73

Compare the electricity you are using

For meter 349M-007550 from Feb 25 '10 to Mar 26 '10
Total electricity you used this month in kWh

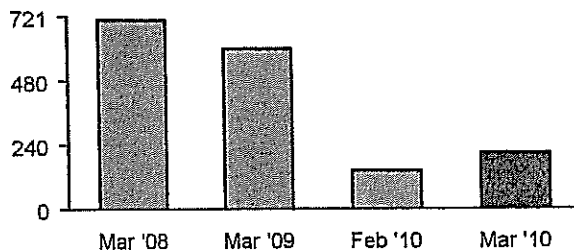
6,422

Your next meter read will be on or about Apr 26 '10.

	Electricity (kWh)	Demand (kW)	
Winter Season			
Mid peak	2,121	91	(Mar 11 '10 18:30 to 18:45)
Off peak	4,301	90	(Mar 11 '10 21:00 to 21:15)
Total	6,422		

Maximum demand is 91.0 kW

Your daily average electricity usage (kWh)



Please return the payment stub below with your payment and make your check payable to Southern California Edison.
If you want to pay in person, call 1-800-747-8908 for locations, or you can pay online at www.sce.com.

(14-574)

Tear here

Tear here



Customer account 2-02-607-7560
Please write this number on your check. Make your
check payable to Southern California Edison.

Amount due by Apr 19 '10 **\$1,201.73**

Amount enclosed \$

CSS0330.P5.0014.002228 01 AT 0.357 **C002



WHITE FENCE FARMS MUTUAL WATER
41901 20TH ST W
PALMDALE, CA 93551-1315

P.O. BOX 300
ROSEMEAD, CA 91772-0001

02 607 7560 00000067 000000000000120173000120173

Usage comparison

	Mar '08	Mar '09	Apr '09	May '09	Jun '09	Jul '09	Aug '09	Sep '09	Oct '09	Nov '09	Dec '09	Jan '10	Feb '10	Mar '10
Total kWh used	21,621	17,746	36,465	42,092	35,532	49,356	45,722	43,595	36,109	24,009	12,565	8,925	4,642	6,422
Number of days	30	29	32	30	29	32	29	30	32	29	30	33	30	29
Appx. average kWh used/day	720	611	1,139	1,403	1,225	1,542	1,576	1,453	1,128	827	418	270	154	221

Details of your new charges

Your rate: TOU-PA-B

Billing period: Feb 25 '10 to Mar 26 '10 (29 days)

Delivery charges

Facilities rel demand	91 kW x \$6.83000 x 4/29 days	\$85.73
Facilities rel demand	91 kW x \$7.81000 x 25/29 days	\$612.68
Energy-Winter		
Mid peak	293 kWh x \$0.00779	\$2.28
Mid peak	1,828 kWh x \$0.01314	\$24.02
Off peak	593 kWh x \$0.00779	\$4.62
Off peak	3,708 kWh x \$0.01314	\$48.72
DWR bond charge	6,422 kWh x \$0.00515	\$33.07
Customer charge		\$15.69
Customer charge		\$105.98

Your Delivery charges include:

- \$114.51 transmission charges
- \$725.37 distribution charges
- \$4.06 nuclear decommissioning charges
- \$48.88 public purpose programs charge
- \$5.34 new system generation charge

Generation charges

DWR		
Energy-Winter		
Mid peak	663 kWh x \$0.03763	\$24.95
Off peak	1,345 kWh x \$0.03763	\$50.61
SCE		
Energy-Winter		
Mid peak	201 kWh x \$0.06357	\$12.78
Mid peak	1,257 kWh x \$0.06096	\$76.63
Off peak	408 kWh x \$0.03618	\$14.76
Off peak	2,548 kWh x \$0.03446	\$87.80

Your Generation charges include:

- \$14.45 competition transition charge

Your overall energy charges include:

- \$10.87 franchise fees

Additional information:

- DWR provided 31.273% of the energy you used this month
- Service voltage: 480 volts

Subtotal of your new charges		\$1,200.32
State tax	6,422 kWh x \$0.00022	\$1.41
Your new charges		\$1,201.73

Things you should know

You may notice a change in your billing statement.....

Effective 3/1/2010, the billing rates that calculate your bill have been modified. You may notice reoccurring line items in the "Details of your new charges" section reflecting the bill calculation before and after the rate change. The first line items reflect the rates prior to 3/1/2010 and the second line items reflect the rates after 3/1/2010. For more information, please visit www.sce.com/bill_change.

Update on Direct Access Service:

Effective October 11, 2009, the Governor signed Senate Bill 695 into law, authorizing the partial re-opening of direct access for non-residential customers. For further information please visit our website at www.sce.com/sb695.

13307

WHITE FENCE FARMS MUTUAL WATER CO.

41901 N. 20TH STREET WEST
PALMDALE, CA 93551

WELLS FARGO BANK, N.A.
CALIFORNIA
WELLSFARGO.COM

16-24-1220
05/04/2010

PAY TO THE ORDER OF Southern California Edison

\$ **2,408.81

Two Thousand Four Hundred Eight and 81/100*****

DOLLARS

Southern California Edison
P.O. Box 600
Rosemead, CA 91771-0001

[Signature]
[Signature] MP

MEMO 2-02-607-7560 5/17/10

WHITE FENCE FARMS MUTUAL WATER CO.

Southern California Edison

Date	Type	Reference	Original Amt.	Balance Due	Discount	Payment
05/04/2010	Bill	7560 5/17/10	2,408.81	2,408.81		2,408.81
				Check Amount		2,408.81

05/04/2010

13307

CITY

Wells Fargo - 2-02-607-7560 5/17/10 2,408.81

WHITE FENCE FARMS MUTUAL WATER CO.

Southern California Edison

Date	Type	Reference	Original Amt.	Balance Due	Discount	Payment
05/04/2010	Bill	7560 5/17/10	2,408.81	2,408.81		2,408.81
				Check Amount		2,408.81

05/04/2010

13307

Wells Fargo - 2-02-607-7560 5/17/10 2,408.81



P.O. Box 300
Rosemead, CA
91772-0001
www.sce.com

Your electricity bill

WHITE FENCE FARMS MUTUAL WATER / Page 1 of 6

For billing and service inquiries call 1-800-896-1245,
Mon - Fri 7 a.m. to 7 p.m. and Saturday 8 a.m. to 5 p.m.
For emergency services call 24 hrs a day, 7 days a week

Date bill prepared: Apr 28 '10

Customer account 2-02-607-7560
Service account 3-002-0243-53
1049 W COLUMBIA WAY
LANCASTER, CA 93534
Rotating outage Group N001

Your account summary

Amount of your last bill	\$1,201.73
Payment we received on Apr 12 '10 - thank you	-\$1,201.73
Balance forward	\$0.00
Your new charges	\$2,408.81
Total amount you owe by May 17 '10	\$2,408.81

Compare the electricity you are using

For meter 349M-007550 from Mar 26 '10 to Apr 26 '10
Total electricity you used this month in kWh

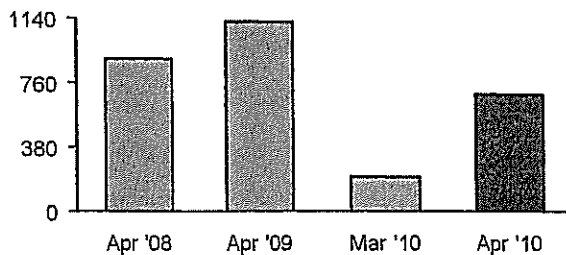
21,998

Your next meter read will be on or about May 25 '10.

Electricity (kWh)		Demand (kW)	
Winter Season			
Mid peak	10,489	116	(Apr 15 '10 10:00 to 10:15)
Off peak	11,509	102	(Apr 19 '10 07:45 to 08:00)
Total	21,998		

Maximum demand is 116.0 kW

Your daily average electricity usage (kWh)



CITY

Please return the payment stub below with your payment and make your check payable to Southern California Edison.
If you want to pay in person, call 1-800-747-8908 for locations, or you can pay online at www.sce.com.

(14-574) Tear here

Tear here



Customer account 2-02-607-7560
Please write this number on your check. Make your
check payable to Southern California Edison.

Amount due by May 17 '10 \$2,408.81

Amount enclosed \$

CSS0428.P5.0008.001470 01 AT 0.357 **C002



WHITE FENCE FARMS MUTUAL WATER
41901 20TH ST W
PALMDALE, CA 93551-1315

P.O. BOX 300
ROSEMEAD, CA 91772-0001

02 607 7560 00000069 000000000000240881000240881



SOUTHERN CALIFORNIA
EDISON®

An EDISON INTERNATIONAL® Company

WHITE FENCE FARMS MUTUAL WATER /Page 3 of 6

***Usage comparison**

	Apr '08	Apr '09	May '09	Jun '09	Jul '09	Aug '09	Sep '09	Oct '09	Nov '09	Dec '09	Jan '10	Feb '10	Mar '10	Apr '10
Total kWh used	26,635	36,465	42,092	35,532	49,356	45,722	43,595	36,109	24,009	12,565	8,925	4,642	6,422	21,998
Number of days	29	32	30	29	32	29	30	32	29	30	33	30	29	31
Appx. average kWh used/day	918	1,139	1,403	1,225	1,542	1,576	1,453	1,128	827	418	270	154	221	709

Details of your new charges

Your rate: TOU-PA-B

Billing period: Mar 26 '10 to Apr 26 '10 (31 days)

Delivery charges

Facilities rel demand	116 kW x \$7.81000	\$905.96
Energy-Winter		
Mid peak	10,489 kWh x \$0.01314	\$137.83
Off peak	11,509 kWh x \$0.01314	\$151.23
DWR bond charge	21,998 kWh x \$0.00515	\$113.29
Customer charge		\$122.94

Your Delivery charges include:

- \$157.62 transmission charges
- \$942.78 distribution charges
- \$14.08 nuclear decommissioning charges
- \$179.06 public purpose programs charge
- \$19.14 new system generation charge

Generation charges

DWR		
Energy-Winter		
Mid peak	3,188 kWh x \$0.03763	\$119.96
Off peak	3,498 kWh x \$0.03763	\$131.63
SCE		
Energy-Winter		
Mid peak	7,301 kWh x \$0.06096	\$445.07
Off peak	8,011 kWh x \$0.03446	\$276.06

Your Generation charges include:

- \$49.28 competition transition charge

Your overall energy charges include:

- \$21.77 franchise fees

Additional information:

- DWR provided 30.394% of the energy you used this month
- Service voltage: 480 volts

Subtotal of your new charges		\$2,403.97
State tax	21,998 kWh x \$0.00022	\$4.84
Your new charges		\$2,408.81

13350

WHITE FENCE FARMS MUTUAL WATER CO.41901 N. 20TH STREET WEST
PALMDALE, CA 93551**WELLS FARGO BANK, N.A.**CALIFORNIA
WELLSFARGO.COM



16-24-1220

06/08/2010

PAY TO THE ORDER OF Southern California Edison

\$ **1,281.59

One Thousand Two Hundred Eighty-One and 59/100*****

DOLLARS Southern California Edison
P.O. Box 600
Rosemead, CA 91771-0001
 MP

MEMO 2-02-607-7560 6/17/10 City

WHITE FENCE FARMS MUTUAL WATER CO.

Southern California Edison

Date	Type	Reference
06/08/2010	Bill	7560 6/17/10 city

Original Amt.
1,281.59

06/08/2010	
Balance Due	Discount
1,281.59	
Check Amount	

13350

Payment
1,281.59
1,281.59

Wells Fargo 2-02-607-7560 6/17/10 City

1,281.59

WHITE FENCE FARMS MUTUAL WATER CO.

Southern California Edison

Date	Type	Reference
06/08/2010	Bill	7560 6/17/10 city

Original Amt.
1,281.59

06/08/2010	
Balance Due	Discount
1,281.59	
Check Amount	

13350

Payment
1,281.59
1,281.59

Wells Fargo - 2-02-607-7560 6/17/10 City

1,281.59



P.O. Box 300
Rosemead, CA
91772-0001
www.sce.com

Your electricity bill

WHITE FENCE FARMS MUTUAL WATER / Page 1 of 6

For billing and service inquiries call 1-800-896-1245,
Mon - Fri 7 a.m. to 7 p.m. and Saturday 8 a.m. to 5 p.m.
For emergency services call 24 hrs a day, 7 days a week

Date bill prepared: May 29 '10

Customer account 2-02-607-7560
Service account 3-002-0243-53
1049 W COLUMBIA WAY
LANCASTER, CA 93534
Rotating outage Group N001

Your account summary

Amount of your last bill	\$2,408.81
Payment we received on May 11 '10 - thank you	-\$2,408.81
Balance forward	\$0.00
Your new charges	\$1,281.59
Total amount you owe by Jun 17 '10	\$1,281.59

April 26
May 25

Compare the electricity you are using

For meter 349M-007550 from Apr 26 '10 to May 25 '10
Total electricity you used this month in kWh

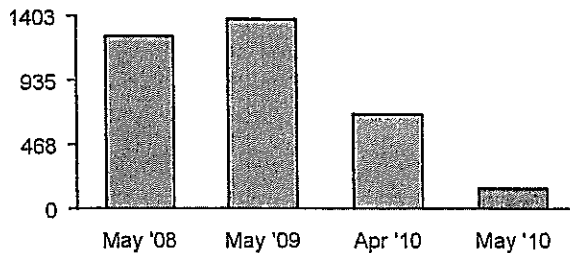
4,951

Your next meter read will be on or about Jun 24 '10.

	Electricity (kWh)	Demand (kW)	
Winter Season			
Mid peak	3,324	106	(Apr 26 '10 08:00 to 08:15)
Off peak	1,627	102	(May 1 '10 11:00 to 11:15)
Total	4,951		

Maximum demand is 106.0 kW

Your daily average electricity usage (kWh)



Please return the payment stub below with your payment and make your check payable to Southern California Edison.
If you want to pay in person, call 1-800-747-8908 for locations, or you can pay online at www.sce.com.

Tear here

(14-574)

Tear here



Customer account 2-02-607-7560
Please write this number on your check. Make your
check payable to Southern California Edison.

Amount due by Jun 17 '10 \$1,281.59

Amount enclosed \$

CSS0529.P5.0010.001723 01 AT 0.357 **C002



WHITE FENCE FARMS MUTUAL WATER
41901 20TH ST W
PALMDALE, CA 93551-1315

P.O. BOX 300
ROSEMEAD, CA 91772-0001

02 607 7560 00000069 000000000000128159000128159



An EDISON INTERNATIONAL® Company

Usage comparison

	May '08	May '09	Jun '09	Jul '09	Aug '09	Sep '09	Oct '09	Nov '09	Dec '09	Jan '10	Feb '10	Mar '10	Apr '10	May '10
Total kWh used	36,845	42,092	35,532	49,356	45,722	43,595	36,109	24,009	12,565	8,925	4,642	6,422	21,998	4,951
Number of days	29	30	29	32	29	30	32	29	30	33	30	29	31	29
Appx. average kWh used/day	1,270	1,403	1,225	1,542	1,576	1,453	1,128	827	418	270	154	221	709	170

Details of your new charges

Your rate: TOU-PA-B

Billing period: Apr 26 '10 to May 25 '10 (29 days)

Delivery charges

Facilities rel demand	106 kW x \$7.81000	\$827.86
Energy-Winter		
Mid peak	3,324 kWh x \$0.01314	\$43.68
Off peak	1,627 kWh x \$0.01314	\$21.38
DWR bond charge	4,951 kWh x \$0.00515	\$25.50
Customer charge		\$122.94

Generation charges

DWR		
Energy-Winter		
Mid peak	898 kWh x \$0.03763	\$33.79
Off peak	440 kWh x \$0.03763	\$16.56
SCE		
Energy-Winter		
Mid peak	2,426 kWh x \$0.06096	\$147.89
Off peak	1,187 kWh x \$0.03446	\$40.90

Subtotal of your new charges		\$1,280.50
State tax	4,951 kWh x \$0.00022	\$1.09
Your new charges		\$1,281.59

Your Delivery charges include:

- \$139.34 transmission charges
- \$827.55 distribution charges
- \$3.17 nuclear decommissioning charges
- \$40.30 public purpose programs charge
- \$4.31 new system generation charge

Your Generation charges include:

- \$11.09 competition transition charge

Your overall energy charges include:

- \$11.60 franchise fees

Additional information:

- DWR provided 27.016% of the energy you used this month
- Service voltage: 480 volts

5/25/10
no access to meter

lock by passed
two locks

624 815-5608 Chris

13382

WHITE FENCE FARMS MUTUAL WATER CO.

41901 N. 20TH STREET WEST
PALMDALE, CA 93551

WELLS FARGO BANK, N.A.

CALIFORNIA
WELLSFARGO.COM

16-24-1220


07/01/2010

PAY TO THE ORDER OF Southern California Edison

\$ **4,273.31

Four Thousand Two Hundred Seventy-Three and 31/100*****

DOLLARS

Details on back.
Serially Features IncludedSouthern California Edison
P.O. Box 600
Rosemead, CA 91771-0001

MEMO 2-02-607-7560 7/15/10 City

11 1 1

WHITE FENCE FARMS MUTUAL WATER CO.

Southern California Edison

Date Type Reference
07/01/2010 Bill 7560 7/15/10 CityOriginal Amt.
4,273.3107/01/2010
Balance Due Discount
4,273.31
Check Amount13382
Payment
4,273.31
4,273.31

2010

Wells Fargo - 2-02-607-7560 7/15/10 City

4,273.31

WHITE FENCE FARMS MUTUAL WATER CO.

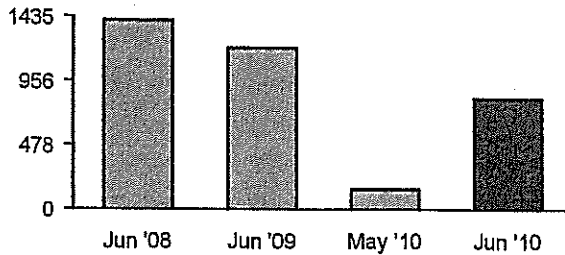
Southern California Edison

Date Type Reference
07/01/2010 Bill 7560 7/15/10 CityOriginal Amt.
4,273.3107/01/2010
Balance Due Discount
4,273.31
Check Amount13382
Payment
4,273.31
4,273.31

Wells Fargo - 2-02-607-7560 7/15/10 City

4,273.31

Your daily average electricity usage (kWh)



Usage comparison

	Jun '08	Jun '09	Jul '09	Aug '09	Sep '09	Oct '09	Nov '09	Dec '09	Jan '10	Feb '10	Mar '10	Apr '10	May '10	Jun '10
Total kWh used	45,908	35,532	49,356	45,722	43,595	36,109	24,009	12,565	8,925	4,642	6,422	21,998	4,951	25,493
Number of days	32	29	32	29	30	32	29	30	33	30	29	31	29	30
Appx. average kWh used/day	1,434	1,225	1,542	1,576	1,453	1,128	827	418	270	154	221	709	170	849

Details of your new charges

Your rate: TOU-PA-B

Billing period: May 25 '10 to Jun 24 '10 (30 days Winter/Summer Season)

Delivery charges

Facilities rel demand	151 kW x \$7.81000 x 7/30 days	\$275.17
Facilities rel demand	151 kW x \$7.83000 x 23/30 days	\$906.45
Energy-Summer		
On peak	2,664 kWh x \$0.01260	\$33.57
Mid peak	8,375 kWh x \$0.01260	\$105.53
Off peak	14,421 kWh x \$0.01260	\$181.70
Energy-Winter		
Mid peak	9 kWh x \$0.01314	\$0.12
Off peak	24 kWh x \$0.01314	\$0.32
DWR bond charge	25,493 kWh x \$0.00515	\$131.29
Customer charge		\$122.94

Generation charges

DWR		
Energy-Summer		
On peak	668 kWh x \$0.03763	\$25.14
Mid peak	2,100 kWh x \$0.03763	\$79.02
Off peak	3,617 kWh x \$0.03763	\$136.11
Energy-Winter		
Mid peak	2 kWh x \$0.03763	\$0.08
Off peak	6 kWh x \$0.03763	\$0.23
SCE		
Demand-Summer		
On peak	128 kW x \$10.25000 x 23/30 days	\$1,005.87
Mid peak	143 kW x \$2.45000 x 23/30 days	\$268.60

Your Delivery charges include:

- \$193.28 transmission charges
- \$1,180.90 distribution charges
- \$16.31 nuclear decommissioning charges
- \$207.01 public purpose programs charge
- \$22.19 new system generation charge

Your Generation charges include:

- \$57.10 competition transition charge

Your overall energy charges include:

- \$38.65 franchise fees

Additional information:

- DWR provided 25.080% of the energy you used this month
- Service voltage: 480 volts

13429

WHITE FENCE FARMS MUTUAL WATER CO.41901 N. 20TH STREET WEST
PALMDALE, CA 93551**WELLS FARGO BANK, N.A.**CALIFORNIA
WELLSFARGO.COM



16-24-1220

08/03/2010

PAY TO THE ORDER OF Southern California Edison

\$ **6,260.62

Six Thousand Two Hundred Sixty and 62/100*****

DOLLARS Southern California Edison
P.O. Box 600
Rosemead, CA 91771-0001
 MP

MEMO 3-002-0243-53 8/16/10 City


||

WHITE FENCE FARMS MUTUAL WATER CO.

Southern California Edison

Date Type Reference
08/03/2010 Bill 7560 8/16/10 CityOriginal Amt.
6,260.62Balance Due Discount
6,260.62

Check Amount

08/03/2010 13429
Payment
6,260.62
6,260.62

Wells Fargo - -002-0243-53 8/16/10 City

6,260.62

WHITE FENCE FARMS MUTUAL WATER CO.

Southern California Edison

Date Type Reference
08/03/2010 Bill 7560 8/16/10 CityOriginal Amt.
6,260.62Balance Due Discount
6,260.62

Check Amount

08/03/2010 13429
Payment
6,260.62
6,260.62

Wells Fargo - - - - - 3-002-0243-53 8/16/10 City

6,260.62



P.O. Box 300
Rosemead, CA
91772-0001
www.sce.com

Your electricity bill

WHITE FENCE FARMS MUTUAL WATER / Page 1 of 6

For billing and service inquiries call 1-800-896-1245,
Mon - Fri 7 a.m. to 7 p.m. and Saturday 8 a.m. to 5 p.m.
For emergency services call 24 hrs a day, 7 days a week

Date bill prepared: Jul 28 '10

Customer account 2-02-607-7560
Service account 3-002-0243-53
1049 W COLUMBIA WAY
LANCASTER, CA 93534
Rotating outage Group N001

Your account summary

Amount of your last bill	\$4,273.31
Payment we received on Jul 13 '10 - thank you	-\$4,273.31
Balance forward	\$0.00
Your new charges	\$6,260.62
Total amount you owe by Aug 16 '10	\$6,260.62

Compare the electricity you are using


For meter 349M-007550 from Jun 24 '10 to Jul 26 '10
Total electricity you used this month in kWh

44,951

Your next meter read will be on or about Aug 24 '10.

	Electricity (kWh)	Demand (kW)	
Summer Season			
On peak	5,057	155	(Jul 6 '10 12:00 to 12:15)
Mid peak	10,923	155	(Jul 6 '10 11:15 to 11:30)
Off peak	28,971	159	(Jun 28 '10 05:30 to 05:45)
Total	44,951		

Maximum demand is 159.0 kW



Please return the payment stub below with your payment and make your check payable to Southern California Edison.
If you want to pay in person, call 1-800-747-8908 for locations, or you can pay online at www.sce.com.

4-574) Tear here

Tear here



Customer account 2-02-607-7560
Please write this number on your check. Make your
check payable to Southern California Edison.

Amount due by Aug 16 '10 \$6,260.62

Amount enclosed \$

CSS0728.P5.0012.001864 01 AT 0.357 **C002

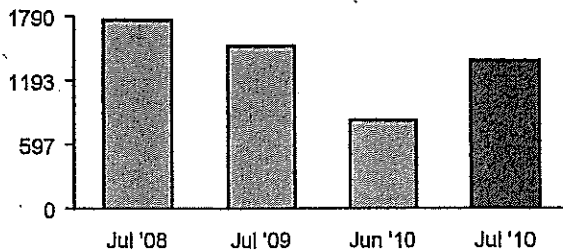


WHITE FENCE FARMS MUTUAL WATER
41901 20TH ST W
PALMDALE, CA 93551-1315

P.O. BOX 300
ROSEMEAD, CA 91772-0001

02 607 7560 00000061 000000000000626062000626062

Your daily average electricity usage (kWh)



Usage comparison

	Jul '08	Jul '09	Aug '09	Sep '09	Oct '09	Nov '09	Dec '09	Jan '10	Feb '10	Mar '10	Apr '10	May '10	Jun '10	Jul '10
Total kWh used	53,698	49,356	45,722	43,595	36,109	24,009	12,565	8,925	4,642	6,422	21,998	4,951	25,493	44,951
Number of days	30	32	29	30	32	29	30	33	30	29	31	29	30	32
Appx. average kWh used/day	1,789	1,542	1,576	1,453	1,128	827	418	270	154	221	709	170	849	1,404

Details of your new charges

Your rate: TOU-PA-B

Billing period: Jun 24 '10 to Jul 26 '10 (32 days)

Delivery charges

Facilities rel demand	159 kW x \$7.83000	\$1,244.97
Energy-Summer		
On peak	5,057 kWh x \$0.01260	\$63.72
Mid peak	10,923 kWh x \$0.01260	\$137.63
Off peak	28,971 kWh x \$0.01260	\$365.03
DWR bond charge	44,951 kWh x \$0.00515	\$231.50
Customer charge		\$122.94

Your Delivery charges include:

- \$200.44 transmission charges
- \$1,290.18 distribution charges
- \$28.77 nuclear decommissioning charges
- \$365.00 public purpose programs charge
- \$39.10 new system generation charge

Generation charges

DWR		
Energy-Summer		
On peak	1,355 kWh x \$0.03763	\$50.99
Mid peak	2,927 kWh x \$0.03763	\$110.14
Off peak	7,762 kWh x \$0.03763	\$292.08
SCE		
Demand-Summer		
On peak	155 kW x \$10.25000	\$1,588.75
Mid peak	155 kW x \$2.45000	\$379.75
Energy-Summer		
On peak	3,702 kWh x \$0.10745	\$397.78
Mid peak	7,996 kWh x \$0.06150	\$491.75
Off peak	21,209 kWh x \$0.03648	\$773.70

Your Generation charges include:

- \$100.69 competition transition charge

Your overall energy charges include:

- \$56.61 franchise fees

Additional information:

- DWR provided 26.794% of the energy you used this month
- Service voltage: 480 volts

(Continued on next page)

WHITE FENCE FARMS MUTUAL WATER CO.

41901 N. 20TH STREET WEST
PALMDALE CA 93551

WELLS FARGO BANK, N.A.

CALIFORNIA
WELLSFARGO.COM

13469

16-24-1220

09/07/2010

PAY TO THE ORDER OF Southern California Edison

\$**5,456.67

Five Thousand Four Hundred Fifty-Six and 67/100*****

DOLLARS

Southern California Edison
P.O. Box 600
Rosemead, CA 91771-0001

[Signature]
[Signature]

MEMO 3-002-0243-53 9/14/10 City

WHITE FENCE FARMS MUTUAL WATER CO.

Southern California Edison

09/07/2010

13469

Date	Type	Reference	Original Amt.	Balance Due	Discount	Payment
09/07/2010	Bill	7560 9/14/10 city	5,456.67	5,456.67		5,456.67
				Check Amount		5,456.67

CITY

Wells Fargo 3-002-0243-53 9/14/10 City

5,456.67

WHITE FENCE FARMS MUTUAL WATER CO.

Southern California Edison

09/07/2010

13469

Date	Type	Reference	Original Amt.	Balance Due	Discount	Payment
09/07/2010	Bill	7560 9/14/10 city	5,456.67	5,456.67		5,456.67
				Check Amount		5,456.67

Wells Fargo 3-002-0243-53 9/14/10 City

5,456.67



SOUTHERN CALIFORNIA
EDISON

An EDISON INTERNATIONAL Company

P.O. Box 300
Rosemead, CA
91772-0001
www.sce.com

Your electricity bill

WHITE FENCE FARMS MUTUAL WATER / Page 1 of 6

For billing and service inquiries call 1-800-896-1245
Mon - Fri 7 a.m. to 7 p.m. and Saturday 8 a.m. to 5 p.m.
For emergency services call 24 hrs a day 7 days a week

Customer account 2-02-607-7560

Date bill prepared: Aug 26 '10

Service account 3-002-0243-53
1049 W COLUMBIA WAY
LANCASTER, CA 93534

Rotating outage Group N001

Your account summary

Amount of your last bill	\$6,260.62
Payment we received on Aug 06 '10 - thank you	\$6,260.62
Balance forward	\$0.00
Your new charges	\$5,456.67
Total amount you owe by Sep 14 '10	\$5,456.67

Compare the electricity you are using


For meter 349M:007550 from Jul 26 '10 to Aug 24 '10

Total electricity you used this month in kWh 39,093

Your next meter read will be on or about Sep 23 '10

	Electricity (kWh)	Demand (kW)	
Summer Season			
On peak	4,518	125	(Aug 3 '10 17:30 to 17:45)
Mid peak	10,734	138	(Aug 9 '10 08:15 to 08:30)
Off peak	23,841	145	(Jul 29 '10 05:30 to 05:45)
Total	39,093		

Maximum demand is 145.0 kW



Please return the payment stub below with your payment and make your check payable to Southern California Edison.
If you want to pay in person, call 1-800-747-8908 for locations, or you can pay online at www.sce.com.

(14-574) Tear here

Tear here



Customer account 2-02-607-7560
Please write this number on your check. Make your
check payable to Southern California Edison.

Amount due by Sep 14 '10 \$5,456.67

Amount enclosed \$

CSS0826.P5.0011.001819 01 AT 0.357 **C002

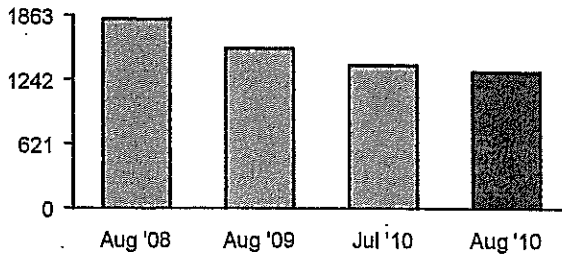


WHITE FENCE FARMS MUTUAL WATER
41901 20TH ST W
PALMDALE, CA 93551-1315

P.O. BOX 300
ROSEMEAD, CA 91772-0001

02 607 7560 00000066 000000000000545667000545667

Your daily average electricity usage (kWh)



Usage comparison

	Aug '08	Aug '09	Sep '09	Oct '09	Nov '09	Dec '09	Jan '10	Feb '10	Mar '10	Apr '10	May '10	Jun '10	Jul '10	Aug '10
Total kWh used	54,024	45,722	43,595	36,109	24,009	12,565	8,925	4,642	6,422	21,998	4,951	25,493	44,951	39,093
Number of days	29	29	30	32	29	30	33	30	29	31	29	30	32	29
Appx. average kWh used/day	1,862	1,576	1,453	1,128	827	418	270	154	221	709	170	849	1,404	1,348

Details of your new charges

Your rate: TOU-PA-B

Billing period: Jul 26 '10 to Aug 24 '10 (29 days)

Delivery charges

Facilities rel demand	145 kW x \$7.83000	\$1,135.35
Energy-Summer		
On peak	4,518 kWh x \$0.01260	\$56.93
Mid peak	10,734 kWh x \$0.01260	\$135.25
Off peak	23,841 kWh x \$0.01260	\$300.40
DWR bond charge	39,093 kWh x \$0.00515	\$201.33
Customer charge		\$122.94

Your Delivery charges include:

- \$183.19 transmission charges
- \$1,181.82 distribution charges
- \$25.02 nuclear decommissioning charges
- \$317.44 public purpose programs charge
- \$34.01 new system generation charge

Generation charges

DWR		
Energy-Summer		
On peak	1,152 kWh x \$0.03763	\$43.35
Mid peak	2,738 kWh x \$0.03763	\$103.03
Off peak	6,081 kWh x \$0.03763	\$228.83
SCE		
Demand-Summer		
On peak	125 kW x \$10.25000	\$1,281.25
Mid peak	138 kW x \$2.45000	\$338.10
Energy-Summer		
On peak	3,366 kWh x \$0.10745	\$361.68
Mid peak	7,996 kWh x \$0.06150	\$491.75
Off peak	17,760 kWh x \$0.03648	\$647.88

Your Generation charges include:

- \$87.57 competition transition charge

Your overall energy charges include:

- \$49.34 franchise fees

Additional information:

- DWR provided 25.507% of the energy you used this month
- Service voltage: 480 volts

(Continued on next page)

13499

WHITE FENCE FARMS MUTUAL WATER CO.41901 N. 20TH STREET WEST
PALMDALE, CA 93551**WELLS FARGO BANK, N.A.**CALIFORNIA
WELLSFARGO.COM

16-24-1220


10/01/2010

PAY TO THE ORDER OF Southern California Edison

\$ **5,291.39


Five Thousand Two Hundred Ninety-One and 39/100*****

DOLLARS

Details on back.
Security Features IncludedSouthern California Edison
P.O. Box 600
Rosemead, CA 91771-0001

MEMO

2-02-607-7560 City 10/13/10

 MP**WHITE FENCE FARMS MUTUAL WATER CO.**

Southern California Edison

Date	Type	Reference
10/01/2010	Bill	7560 City 10/13/10


Original Amt.
5,291.39

Balance Due	Discount	Check Amount
5,291.39		

10/01/2010

13499

Payment
5,291.39
5,291.39



Wells Fargo 2-02-607-7560 City 10/13/10

5,291.39

WHITE FENCE FARMS MUTUAL WATER CO.

Southern California Edison

Date	Type	Reference
10/01/2010	Bill	7560 City 10/13/10

Original Amt.
5,291.39

Balance Due	Discount	Check Amount
5,291.39		

10/01/2010

13499

Payment
5,291.39
5,291.39

Wells Fargo - 2-02-607-7560 City 10/13/10

5,291.39

For billing and service inquiries call 1-800-896-1245,
Mon - Fri 7 a.m. to 7 p.m. and Saturday 8 a.m. to 5 p.m.
For emergency services call 24 hrs a day, 7 days a week

Date bill prepared: Sep 24 '10

Customer account 2-02-607-7560

Service account 3-002-0243-53
1049 W COLUMBIA WAY
LANCASTER, CA 93534

Rotating outage Group N001

Your account summary

Amount of your last bill	\$5,456.67
Payment we received on Sep 10 '10 - thank you	-\$5,456.67
Balance forward	\$0.00
Your new charges	\$5,291.39
Total amount you owe by Oct 13 '10	\$5,291.39

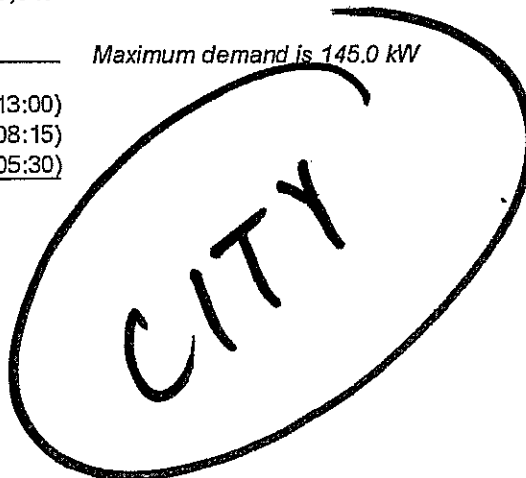
Compare the electricity you are using

For meter 349M-007550 from Aug 24 '10 to Sep 22 '10
Total electricity you used this month in kWh

36,649

Your next meter read will be on or about Oct 25 '10.

	Electricity (kWh)	Demand (kW)	
Summer Season			Maximum demand is 145.0 kW
On peak	4,322	128	(Aug 27 '10 12:45 to 13:00)
Mid peak	8,298	135	(Sep 20 '10 08:00 to 08:15)
Off peak	24,029	145	(Aug 28 '10 05:15 to 05:30)
Total	36,649		



Please return the payment stub below with your payment and make your check payable to Southern California Edison.
If you want to pay in person, call 1-800-747-8908 for locations, or you can pay online at www.sce.com.

(1-574) Tear here

Tear here



Customer account 2-02-607-7560
Please write this number on your check. Make your
check payable to Southern California Edison.

Amount due by Oct 13 '10 \$5,291.39

Amount enclosed \$

CSS0924.P5.0011.001736 01 AT 0.357 **C002

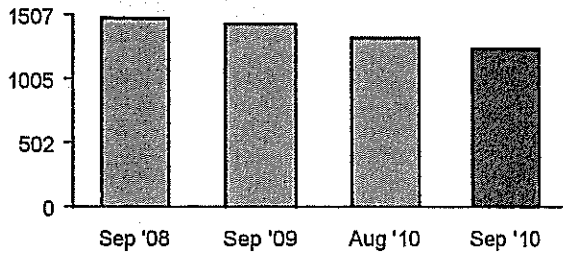


WHITE FENCE FARMS MUTUAL WATER
41901 20TH ST W
PALMDALE, CA 93551-1315

P.O. BOX 300
ROSEMEAD, CA 91772-0001

02 607 7560 00000060 000000000000529139000529139

Your daily average electricity usage (kWh)



Usage comparison

	Sep '08	Sep '09	Oct '09	Nov '09	Dec '09	Jan '10	Feb '10	Mar '10	Apr '10	May '10	Jun '10	Jul '10	Aug '10	Sep '10
Total kWh used	48,228	43,595	36,109	24,009	12,565	8,925	4,642	6,422	21,998	4,951	25,493	44,951	39,093	36,649
Number of days	32	30	32	29	30	33	30	29	31	29	30	32	29	29
Appx. average kWh used/day	1,507	1,453	1,128	827	418	270	154	221	709	170	849	1,404	1,348	1,263

Details of your new charges

Your rate: TOU-PA-B

Billing period: Aug 24 '10 to Sep 22 '10 (29 days)

Delivery charges

Facilities rel demand	145 kW x \$7.83000	\$1,135.35
Energy-Summer		
On peak	4,322 kWh x \$0.01260	\$54.46
Mid peak	8,298 kWh x \$0.01260	\$104.55
Off peak	24,029 kWh x \$0.01260	\$302.77
DWR bond charge	36,649 kWh x \$0.00515	\$188.74
Customer charge		\$122.94

Your Delivery charges include:

- \$183.70 transmission charges
- \$1,174.65 distribution charges
- \$23.46 nuclear decommissioning charges
- \$297.59 public purpose programs charge
- \$31.89 new system generation charge

Generation charges

DWR		
Energy-Summer		
On peak	1,094 kWh x \$0.03763	\$41.17
Mid peak	2,101 kWh x \$0.03763	\$79.06
Off peak	6,083 kWh x \$0.03763	\$228.90
SCE		
Demand-Summer		
On peak	128 kW x \$10.25000	\$1,312.00
Mid peak	135 kW x \$2.45000	\$330.75
Energy-Summer		
On peak	3,228 kWh x \$0.10745	\$346.85
Mid peak	6,197 kWh x \$0.06150	\$381.12
Off peak	17,946 kWh x \$0.03648	\$654.67

Your Generation charges include:

- \$82.09 competition transition charge

Your overall energy charges include:

- \$47.85 franchise fees

Additional information:

- DWR provided 25.316% of the energy you used this month
- Service voltage: 480 volts

(Continued on next page)

13544

WELLS FARGO BANK, N.A.

CALIFORNIA
WELLSFARGO.COM

16-24-1220

11/12/2010

WHITE FENCE FARMS MUTUAL WATER CO.


41901 N. 20TH STREET WEST
PALMDALE, CA 93551PAY TO THE
ORDER OF

Southern California Edison

\$ **3,532.52

Three Thousand Five Hundred Thirty-Two and 52/100*****

DOLLARS

Southern California Edison
P.O. Box 600
Rosemead, CA 91771-0001

MEMO

2-02-607-7560 11/17/10 City

WHITE FENCE FARMS MUTUAL WATER CO.

Southern California Edison

Date	Type	Reference	Original Amt.	Balance Due	Discount	Payment
11/11/2010	Bill	7560 City 11/17/10	3,532.52	3,532.52		3,532.52
				Check Amount		3,532.52

11/12/2010

13544

Wells Fargo

2-02-607-7560 11/17/10 City

3,532.52

WHITE FENCE FARMS MUTUAL WATER CO.

Southern California Edison

Date	Type	Reference	Original Amt.	Balance Due	Discount	Payment
11/11/2010	Bill	7560 City 11/17/10	3,532.52	3,532.52		3,532.52
				Check Amount		3,532.52

11/12/2010

13544

Wells Fargo

2-02-607-7560 11/17/10 City

3,532.52



SOUTHERN CALIFORNIA
EDISON®

An EDISON INTERNATIONAL® Company

P.O. Box 300
Rosemead, CA
91772-0001
www.sce.com

Your electricity bill

WHITE FENCE FARMS MUTUAL WATER / Page 1 of 8

For billing and service inquiries call 1-800-896-1245,
Mon - Fri 7 a.m. to 7 p.m. and Saturday 8 a.m. to 5 p.m.
For emergency services call 24 hrs a day, 7 days a week

Date bill prepared: Oct 29 '10

Customer account 2-02-607-7560

Service account 3-002-0243-53
1049 W COLUMBIA WAY
LANCASTER, CA 93534

Rotating outage Group N001

Your account summary

Amount of your last bill	\$5,291.39
Payment we received on Oct 12 '10 - thank you	-\$5,291.39
Balance forward	\$0.00
Your new charges	\$3,532.52
Total amount you owe by Nov 17 '10	\$3,532.52

Compare the electricity you are using

For meter 349M-007550 from Sep 22 '10 to Oct 25 '10

Total electricity you used this month in kWh 30,550

Your next meter read will be on or about Nov 23 '10.

	Electricity (kWh)	Demand (kW)	
Summer Season			
On peak	1,363	123	(Sep 28 '10 12:45 to 13:00)
Mid peak	2,356	132	(Sep 24 '10 08:00 to 08:15)
Off peak	6,124	142	(Sep 29 '10 06:30 to 06:45)
Winter Season			
Mid peak	5,947	130	(Oct 1 '10 08:00 to 08:15)
Off peak	14,760	137	(Oct 1 '10 05:30 to 05:45)
Total	30,550		

Maximum demand is 142.0 kW

CITY

Please return the payment stub below with your payment and make your check payable to Southern California Edison.
If you want to pay in person, call 1-800-747-8908 for locations, or you can pay online at www.sce.com.

(14-574) Tear here

Tear here



Customer account 2-02-607-7560
Please write this number on your check. Make your
check payable to Southern California Edison.

Amount due by Nov 17 '10 \$3,532.52

Amount enclosed \$

**C002

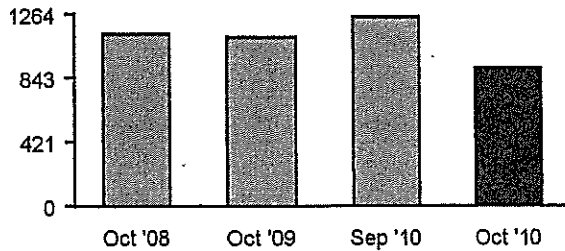


WHITE FENCE FARMS MUTUAL WATER
41901 20TH ST W
PALMDALE, CA 93551-1315

P.O. BOX 300
ROSEMEAD, CA 91772-0001

02 607 7560 00000068 000000000000353252000353252

Your daily average electricity usage (kWh)



Usage comparison

	Oct '08	Oct '09	Nov '09	Dec '09	Jan '10	Feb '10	Mar '10	Apr '10	May '10	Jun '10	Jul '10	Aug '10	Sep '10	Oct '10
Total kWh used	34,511	36,109	24,009	12,565	8,925	4,642	6,422	21,998	4,951	25,493	44,951	39,093	36,649	30,550
Number of days	30	32	29	30	33	30	29	31	29	30	32	29	29	33
Appx. average kWh used/day	1,150	1,128	827	418	270	154	221	709	170	849	1,404	1,348	1,263	925

Details of your new charges

Your rate: TOU-PA-B

Billing period: Sep 22 '10 to Oct 25 '10 (33 days Summer/Winter Season)

Delivery charges

Facilities rel demand	142 kW x \$7.83000	\$1,111.86
Energy-Summer		
On peak	1,363 kWh x \$0.01260	\$17.17
Mid peak	2,356 kWh x \$0.01260	\$29.69
Off peak	6,124 kWh x \$0.01260	\$77.16
Energy-Winter		
Mid peak	5,947 kWh x \$0.01260	\$74.93
Off peak	14,760 kWh x \$0.01260	\$185.98
DWR bond charge	30,550 kWh x \$0.00515	\$157.33
Customer charge		\$122.94

Your Delivery charges include:

- \$181.02 transmission charges
- \$1,137.17 distribution charges
- \$19.55 nuclear decommissioning charges
- \$248.07 public purpose programs charge
- \$26.58 new system generation charge

Your Generation charges include:

- \$68.43 competition transition charge

Generation charges

DWR		
Energy-Summer		
On peak	399 kWh x \$0.03763	\$15.01
Mid peak	690 kWh x \$0.03763	\$25.96
Off peak	1,794 kWh x \$0.03763	\$67.51
Energy-Winter		
Mid peak	1,742 kWh x \$0.03763	\$65.55
Off peak	4,323 kWh x \$0.03763	\$162.67
SCE		
Demand-Summer		
On peak	123 kW x \$10.25000 x 9/33 days	\$343.84
Mid peak	132 kW x \$2.45000 x 9/33 days	\$88.20
Energy-Summer		

Your overall energy charges include:

- \$31.93 franchise fees

Additional information:

- DWR provided 29.288% of the energy you used this month
- Service voltage: 480 volts

SCE Statements 2000-200! X-Have Statement

Missing Statement

	2006	2007	2008	2009	2010	2011	2012
Jan							
County	X	X	X	X	X	X	X
City	X	X	X	X	X	X	X
Feb							
County	X	X	X	X	X	X	X
City		X	X	X	X	X	X
Mar							
County	X	X	X	X	X	X	X
City	X	X	X	X	X	X	X
April							
County	X	X	X	X	X	X	X
City	X	X	X	X	X	X	X
May							
County	X	X	X	X	X	X	X
City	X	X	X	X	X	X	X
Jun							
County	X	X	X	X	X	X	X
City	X	X	X	X	X	X	X
Jul							
County	X	X	X	X	X	X	X
City	X	X	X	X	X	X	X
Aug							
County	X	X	X	X	X	X	X
City	X	X	X	X	X	X	X
Sept							
County	X	X	X	X	X	X	X
City	X	X		X	X	X	X
Oct							
County	X	X	X	X	X	X	X
City	X	X	X	X	X	X	X
Nov							
County	X	X	X	X	X	X	X
City	X	X	X	X	X	X	X
Dec							
County	X	X	X	X		X	X
City	X	X	X	X		X	X

13630

WELLS FARGO BANK, N.A.

CALIFORNIA
WELLSFARGO.COM

16-24-1220

01/04/2011

WHITE FENCE FARMS MUTUAL WATER CO.

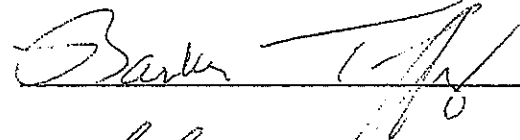

41901 N. 20TH STREET WEST
PALMDALE, CA 93551

PAY TO THE ORDER OF Southern California Edison

\$ **1,777.72

One Thousand Seven Hundred Seventy-Seven and 72/100*****

DOLLARS

Southern California Edison
P.O. Box 600
Rosemead, CA 91771-0001


MEMO

2-02-607-7560 City 1/17/11

WHITE FENCE FARMS MUTUAL WATER CO.

Southern California Edison

Date	Type	Reference
01/02/2011	Bill	7560 City 1/17/11

Original Amt.

Balance Due

01/04/2011

13630

Discount

Payment

1,777.72

1,777.72

1,777.72

Check Amount

1,777.72



Wells Fargo - 2-02-607-7560 City 1/17/11

1,777.72

WHITE FENCE FARMS MUTUAL WATER CO.

Southern California Edison

Date	Type	Reference
01/02/2011	Bill	7560 City 1/17/11

Original Amt.

Balance Due

01/04/2011

13630

Discount

Payment

1,777.72

1,777.72

1,777.72

Check Amount

1,777.72

Wells Fargo - 2-02-607-7560 City 1/17/11

1,777.72

For billing and service inquiries call 1-800-896-1245,
Mon - Fri 7 a.m. to 7 p.m. and Saturday 8 a.m. to 5 p.m.
For emergency services call 24 hrs a day, 7 days a week

Date bill prepared: Dec 28 '10

Customer account 2-02-607-7560

Service account 3-002-0243-53
1049 W COLUMBIA WAY
LANCASTER, CA 93534

Rotating outage Group N001

Your account summary

Amount of your last bill	\$1,253.62
Payment we received on Dec 14 '10 - thank you	-\$1,253.62
Balance forward	\$0.00
Your new charges	\$1,777.72
Total amount you owe by Jan 17 '11	\$1,777.72

Compare the electricity you are using

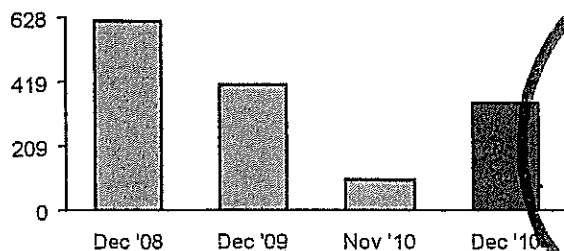
For meter 349M-007550 from Nov 23 '10 to Dec 23 '10
Total electricity you used this month in kWh

10,793

Your next meter read will be on or about Jan 25 '11.

	Electricity (kWh)	Demand (kW)	
Winter Season			Maximum demand is 123.0 kW
Mid peak	6,058	123	(Dec 1 '10 08:15 to 08:30)
Off peak	4,735	122	(Dec 4 '10 17:15 to 17:30)
Total	10,793		

Your daily average electricity usage (kWh)



CITY

Please return the payment stub below with your payment and make your check payable to Southern California Edison.
If you want to pay in person, call 1-800-747-8908 for locations, or you can pay online at www.sce.com.

(14-574)

Tear here

Tear here



Customer account 2-02-607-7560
Please write this number on your check. Make your
check payable to Southern California Edison.

Amount due by Jan 17 '11 **\$1,777.72**

Amount enclosed \$

CSS1228.P5.0021.003331 01 AT 0.357 **C002



WHITE FENCE FARMS MUTUAL WATER
41901 20TH ST W
PALMDALE, CA 93551-1315

CITY

P.O. BOX 300
ROSEMEAD, CA 91772-0001

02 607 7560 00000063 000000000000177772000177772

Usage comparison

	Dec '08	Dec '09	Jan '10	Feb '10	Mar '10	Apr '10	May '10	Jun '10	Jul '10	Aug '10	Sep '10	Oct '10	Nov '10	Dec '10
Total kWh used	18,841	12,565	8,925	4,642	6,422	21,998	4,951	25,493	44,951	39,093	36,649	30,550	3,178	10,793
Number of days	30	30	33	30	29	31	29	30	32	29	29	33	29	30
Appx. average kWh used/day	628	418	270	154	221	709	170	849	1,404	1,348	1,263	925	109	359

Details of your new charges

Your rate: TOU-PA-B

Billing period: Nov 23 '10 to Dec 23 '10 (30 days)

Delivery charges

Facilities rel demand	123 kW x \$7.83000	\$963.09
Energy-Winter		
Mid peak	6,058 kWh x \$0.01260	\$76.33
Off peak	4,735 kWh x \$0.01260	\$59.66
DWR bond charge	10,793 kWh x \$0.00515	\$55.58
Customer charge		\$122.94

Your Delivery charges include:

- \$160.09 transmission charges
- \$955.40 distribution charges
- \$6.91 nuclear decommissioning charges
- \$87.64 public purpose programs charge
- \$9.39 new system generation charge

Generation charges

DWR		
Energy-Winter		
Mid peak	1,665 kWh x \$0.03763	\$62.65
Off peak	1,301 kWh x \$0.03763	\$48.96
SCE		
Energy-Winter		
Mid peak	4,393 kWh x \$0.06096	\$267.80
Off peak	3,434 kWh x \$0.03446	\$118.34

Your Generation charges include:

- \$24.18 competition transition charge

Your overall energy charges include:

- \$16.08 franchise fees

Subtotal of your new charges		\$1,775.35
State tax	10,793 kWh x \$0.00022	\$2.37
Your new charges		\$1,777.72

Additional information:

- DWR provided 27.484% of the energy you used this month
- Service voltage: 480 volts

13685

WHITE FENCE FARMS MUTUAL WATER CO.

41901 N. 20TH STREET WEST
PALMDALE, CA 93551

WELLS FARGO BANK, N.A.

CALIFORNIA
WELLSFARGO.COM

16-24-1220

02/01/2011

PAY TO THE ORDER OF Southern California Edison

\$ **1,830.67

One Thousand Eight Hundred Thirty and 67/100*****

DOLLARS

Southern California Edison
42060 10th St West
Lancaster, CA 93534

[Handwritten signature]
[Handwritten signature]

MEMO 2-02-607-7560 2/15/11 City

WHITE FENCE FARMS MUTUAL WATER CO.

Southern California Edison

Date	Type	Reference
02/01/2011	Bill	7560 2/15/11

Original Amt.
1,830.67

Balance Due
1,830.67

02/01/2011

Discount

Check Amount

13685

Payment

1,830.67

1,830.67

[Large handwritten "CITY" inside a circle]

Wells Fargo - 2-02-607-7560 2/15/11 City

1,830.67

WHITE FENCE FARMS MUTUAL WATER CO.

Southern California Edison

Date	Type	Reference
02/01/2011	Bill	7560 2/15/11

Original Amt.
1,830.67

Balance Due
1,830.67

02/01/2011

Discount

Check Amount

13685

Payment

1,830.67

1,830.67

Wells Fargo - 2-02-607-7560 2/15/11 City

1,830.67

For billing and service inquiries call 1-800-896-1245,
Mon - Fri 7 a.m. to 7 p.m. and Saturday 8 a.m. to 5 p.m.
For emergency services call 24 hrs a day, 7 days a week

Date bill prepared: Jan 27 '11

Customer account 2-02-607-7560
Service account 3-002-0243-53
1049 W COLUMBIA WAY
LANCASTER, CA 93534
Rotating outage Group N001

Your account summary

Amount of your last bill	\$1,777.72
Payment we received on Jan 13 '11 - thank you	-\$1,777.72
Balance forward	\$0.00
Your new charges	\$1,830.67
Total amount you owe by Feb 15 '11	\$1,830.67

Compare the electricity you are using

For meter 349M-007550 from Dec 23 '10 to Jan 25 '11
Total electricity you used this month in kWh

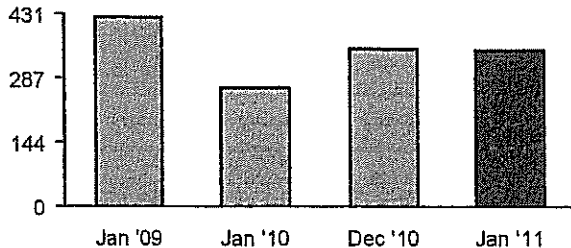
11,781

Your next meter read will be on or about Feb 24 '11.

	Electricity (kWh)	Demand (kW)
Winter Season		
Mid peak	6,421	120 (Jan 20 '11 17:00 to 17:15)
Off peak	5,360	121 (Jan 23 '11 11:00 to 11:15)
Total	11,781	

Maximum demand is 121.0 kW

Your daily average electricity usage (kWh)



*Your monthly usage may be higher than usual...
Based on your historical usage pattern, your monthly usage is trending higher than normal. As a result, you may notice an increase in your bill. If you would like information on tips and programs that can help you lower your energy usage and your bill, please visit www.sce.com/billhelper.*

Please return the payment stub below with your payment and make your check payable to Southern California Edison.
If you want to pay in person, call 1-800-747-8908 for locations, or you can pay online at www.sce.com.

(14-574) Tear here

Tear here



Customer account 2-02-607-7560
Please write this number on your check. Make your check payable to Southern California Edison.


Amount due by Feb 15 '11 **\$1,830.67**

Amount enclosed \$

CSS0127.P5.0009.001495 01 AT 0.357 **C002



WHITE FENCE FARMS MUTUAL WATER
41901 20TH ST W
PALMDALE, CA 93551-1315



P.O. BOX 300
ROSEMEAD, CA 91772-0001

02 607 7560 00000062 000000000000183067000183067

Usage comparison

	Jan '09	Jan '10	Feb '10	Mar '10	Apr '10	May '10	Jun '10	Jul '10	Aug '10	Sep '10	Oct '10	Nov '10	Dec '10	Jan '11
Total kWh used	14,208	8,925	4,642	6,422	21,998	4,951	25,493	44,951	39,093	36,649	30,550	3,178	10,793	11,781
Number of days	33	33	30	29	31	29	30	32	29	29	33	29	30	33
Appx. average kWh used/day	430	270	154	221	709	170	849	1,404	1,348	1,263	925	109	359	357

Details of your new charges

Your rate: TOU-PA-B

Billing period: Dec 23 '10 to Jan 25 '11 (33 days)

Delivery charges

Facilities rel demand	121 kW x \$7.83000	\$947.43
Energy-Winter		
Mid peak	1,751 kWh x \$0.01260	\$22.06
Mid peak	4,670 kWh x \$0.01295	\$60.48
Off peak	1,462 kWh x \$0.01260	\$18.42
Off peak	3,898 kWh x \$0.01295	\$50.48
DWR bond charge	3,213 kWh x \$0.00515	\$16.55
DWR bond charge	8,568 kWh x \$0.00505	\$43.27
Customer charge		\$122.94

Generation charges

DWR		
Energy-Winter		
Mid peak	455 kWh x \$0.03763	\$17.12
Mid peak	1,212 kWh x \$0.03952	\$47.90
Off peak	380 kWh x \$0.03763	\$14.30
Off peak	1,012 kWh x \$0.03952	\$39.99
SCE		
Energy-Winter		
Mid peak	4,754 kWh x \$0.06096	\$289.80
Off peak	3,968 kWh x \$0.03446	\$136.74

Subtotal of your new charges		\$1,827.48
State tax	3,213 kWh x \$0.00022	\$0.71
State tax	8,568 kWh x \$0.00029	\$2.48
Your new charges		\$1,830.67

Your Delivery charges include:

- \$160.08 transmission charges
- \$945.29 distribution charges
- \$7.54 nuclear decommissioning charges
- \$95.83 public purpose programs charge
- \$10.25 new system generation charge

Your Generation charges include:

- \$26.39 competition transition charge

Your overall energy charges include:

- \$16.55 franchise fees

Additional information:

- DWR provided 25.967% of the energy you used this month
- Service voltage: 480 volts

Things you should know

You may notice a change in your billing statement.....

Effective 1/1/2011, the billing rates used to calculate your bill have been modified. You may notice the recurring line items in the "Details of New Charges" section which reflects the bill calculation before and after the rate change. The first line item reflects the rates prior to 1/1/2011 and the second line item reflects the rates after 1/1/2011. For more information, please visit www.sce.com/bill_change.

WHITE FENCE FARMS MUTUAL WATER CO.41901 N. 20TH STREET WEST
PALMDALE, CA 93551**WELLS FARGO BANK, N.A.**CALIFORNIA
WELLSFARGO.COM**13728**



16-24-1220

03/01/2011

PAY TO THE ORDER OF Southern California Edison

\$ **1,871.05

One Thousand Eight Hundred Seventy-One and 05/100*****

DOLLARS Southern California Edison
42060 10th St West
Lancaster, CA 93534
 MP

MEMO 2-28-398-6784 3/17/11 City

WHITE FENCE FARMS MUTUAL WATER CO.

Southern California Edison

Date	Type	Reference	Original Amt.	Balance Due	Discount	Payment
03/01/2011	Bill	7560 City 3/17/11	1,871.05	1,871.05		1,871.05
				Check Amount		1,871.05

03/01/2011

13728

Wells Fargo · 2-28-398-6784 3/17/11 City 1,871.05

WHITE FENCE FARMS MUTUAL WATER CO.

Southern California Edison

Date	Type	Reference	Original Amt.	Balance Due	Discount	Payment
03/01/2011	Bill	7560 City 3/17/11	1,871.05	1,871.05		1,871.05
				Check Amount		1,871.05

03/01/2011

13728

Wells Fargo · 2-28-398-6784 3/17/11 City 1,871.05

For billing and service inquiries call 1-800-896-1245,
Mon - Fri 7 a.m. to 7 p.m. and Saturday 8 a.m. to 5 p.m.
For emergency services call 24 hrs a day, 7 days a week

Date bill prepared: Feb 26 '11

Customer account 2-02-607-7560

Service account 3-002-0243-53
1049 W COLUMBIA WAY
LANCASTER, CA 93534

Rotating outage Group N001

Your account summary

Amount of your last bill	\$1,830.67
Payment we received on Feb 04 '11 - thank you	-\$1,830.67
Balance forward	\$0.00
Your new charges	\$1,871.05
Total amount you owe by Mar 17 '11	\$1,871.05

Compare the electricity you are using

For meter 349M-007550 from Jan 25 '11 to Feb 24 '11
Total electricity you used this month in kWh

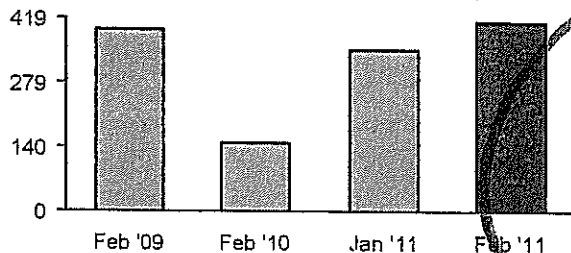
12,562

Your next meter read will be on or about Mar 25 '11.

	Electricity (kWh)	Demand (kW)
Winter Season		
Mid peak	5,418	123 (Feb 9 '11 12:15 to 12:30)
Off peak	7,144	122 (Feb 12 '11 10:45 to 11:00)
Total	12,562	

Maximum demand is 123.0 kW

Your daily average electricity usage (kWh)



*Your monthly usage may be higher than usual...
Based on your historical usage pattern, your monthly
usage is trending higher than normal. As a result, you
may notice an increase in your bill. If you would like
information on tips and programs that can help you
lower your energy usage and your bill, please visit
www.sce.com/billhelper.*

Please return the payment stub below with your payment and make your check payable to Southern California Edison.
If you want to pay in person, call 1-800-747-8908 for locations, or you can pay online at www.sce.com.

4-574)

Tear here

Tear here



Customer account 2-02-607-7560
Please write this number on your check. Make your
check payable to Southern California Edison.

Amount due by Mar 17 '11 **\$1,871.05**

Amount enclosed \$

CSS0226.P5.0012.001970 01 AT 0.357 **C002



WHITE FENCE FARMS MUTUAL WATER
41901 20TH ST W
PALMDALE, CA 93551-1315

P.O. BOX 300
ROSEMEAD, CA 91772-0001

02 607 7560 00000061 000000000000187105000187105

Usage comparison

	Feb '09	Feb '10	Mar '10	Apr '10	May '10	Jun '10	Jul '10	Aug '10	Sep '10	Oct '10	Nov '10	Dec '10	Jan '11	Feb '11
Total kWh used	12,017	4,642	6,422	21,998	4,951	25,483	44,951	39,093	36,649	30,550	3,178	10,793	11,781	12,562
Number of days	30	30	29	31	29	30	32	29	29	33	29	30	33	30
Appx. average kWh used/day	400	154	221	709	170	849	1,404	1,348	1,263	925	109	359	357	418

Details of your new charges

Your rate: TOU-PA-B

Billing period: Jan 25 '11 to Feb 24 '11 (30 days)

Delivery charges

Facilities rel demand	123 kW x \$7.83000	\$963.09
Energy-Winter		
Mid peak	5,418 kWh x \$0.01295	\$70.16
Off peak	7,144 kWh x \$0.01295	\$92.51
DWR bond charge	12,562 kWh x \$0.00505	\$63.44
Customer charge		\$122.94

Your Delivery charges include:

- \$163.87 transmission charges
- \$960.60 distribution charges
- \$8.04 nuclear decommissioning charges
- \$102.25 public purpose programs charge
- \$10.93 new system generation charge

Generation charges

DWR		
Energy-Winter		
Mid peak	1,434 kWh x \$0.03952	\$56.67
Off peak	1,890 kWh x \$0.03952	\$74.69
SCE		
Energy-Winter		
Mid peak	3,984 kWh x \$0.06096	\$242.86
Off peak	5,254 kWh x \$0.03446	\$181.05

Your Generation charges include:

- \$28.14 competition transition charge

Your overall energy charges include:

- \$16.91 franchise fees

Subtotal of your new charges		\$1,867.41
State tax	12,562 kWh x \$0.00029	\$3.64
Your new charges		\$1,871.05

Additional information:

- DWR provided 26.460% of the energy you used this month
- Service voltage: 480 volts

WHITE FENCE FARMS MUTUAL WATER CO.

41901 N. 20TH STREET WEST
PALMDALE, CA 93551

WELLS FARGO BANK, N.A.

CALIFORNIA
WELLSFARGO.COM

13775

16-24-1220

04/01/2011

PAY TO THE ORDER OF Southern California Edison

\$ **1,809.75

One Thousand Eight Hundred Nine and 75/100*****

DOLLARS 

Southern California Edison
42060 10th St West
Lancaster, CA 93534

[Handwritten signature]
[Handwritten signature]

MEMO 2-02-607-7560 4/18/11 City

WHITE FENCE FARMS MUTUAL WATER CO.

Southern California Edison

Date	Type	Reference
04/01/2011	Bill	7560 4/18/11

Original Amt.
1,809.75

Balance Due
1,809.75

04/01/2011

13775

Discount

Payment

1,809.75

Check Amount

1,809.75



Wells Fargo - 2-02-607-7560 4/18/11 City

1,809.75

WHITE FENCE FARMS MUTUAL WATER CO.

Southern California Edison

Date	Type	Reference
04/01/2011	Bill	7560 4/18/11

Original Amt.
1,809.75

Balance Due
1,809.75

04/01/2011

13775

Discount

Payment

1,809.75

Check Amount

1,809.75

Wells Fargo - 2-02-607-7560 4/18/11 City

1,809.75

For billing and service inquiries call 1-800-896-1245,
Mon - Fri 7 a.m. to 7 p.m. and Saturday 8 a.m. to 5 p.m.
For emergency services call 24 hrs a day, 7 days a week

Date bill prepared: Mar 29 '11

Customer account 2-02-607-7560
Service account 3-002-0243-53
1049 W COLUMBIA WAY
LANCASTER, CA 93534
Rotating outage Group N001

Your account summary

Amount of your last bill	\$1,871.05
Payment we received on Mar 04 '11 - thank you	-\$1,871.05
Balance forward	\$0.00
Your new charges	\$1,809.75
Total amount you owe by Apr 18 '11	\$1,809.75

Compare the electricity you are using

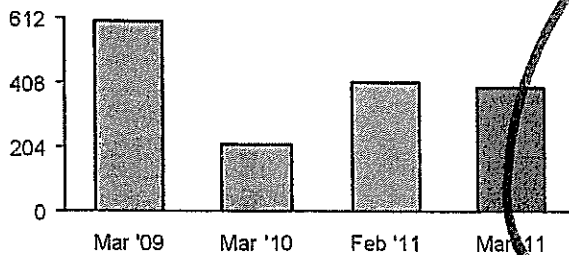
For meter 349M-007550 from Feb 24 '11 to Mar 25 '11
Total electricity you used this month in kWh

11,599

Your next meter read will be on or about Apr 25 '11.

	Electricity (kWh)	Demand (kW)	
Winter Season			Maximum demand is 123.0 kW
Mid peak	4,618	123	(Mar 16 '11 08:15 to 08:30)
Off peak	6,981	122	(Mar 13 '11 18:15 to 18:30)
Total	11,599		

Your daily average electricity usage (kWh)



Your monthly usage may be higher than usual...
Based on your historical usage pattern, your monthly usage is trending higher than normal. As a result, you may notice an increase in your bill. If you would like information on tips and programs that can help you lower your energy usage and your bill, please visit www.sce.com/billhelper.

Please return the payment stub below with your payment and make your check payable to Southern California Edison.
If you want to pay in person, call 1-800-747-8908 for locations, or you can pay online at www.sce.com.

(14-574)

Tear here

Tear here



Customer account 2-02-607-7560
Please write this number on your check. Make your check payable to Southern California Edison.

Amount due by Apr 18 '11 **\$1,809.75**

Amount enclosed \$

CSS0329.P5.0012.001933 01 AT 0.357 **C002

|||||

WHITE FENCE FARMS MUTUAL WATER
41901 20TH ST W
PALMDALE, CA 93551-1315

P.O. BOX 300
ROSEMEAD, CA 91772-0001

02 607 7560 00000066 000000000000180975000180975

Usage comparison

	Mar '09	Mar '10	Apr '10	May '10	Jun '10	Jul '10	Aug '10	Sep '10	Oct '10	Nov '10	Dec '10	Jan '11	Feb '11	Mar '11
Total kWh used	17,746	6,422	21,998	4,951	25,493	44,951	39,093	36,649	30,550	3,178	10,793	11,781	12,562	11,599
Number of days	29	29	31	29	30	32	29	29	33	29	30	33	30	29
Appx. average kWh used/day	611	221	709	170	849	1,404	1,348	1,263	925	109	359	357	418	399

Details of your new charges

Your rate: TOU-PA-B

Billing period: Feb 24 '11 to Mar 25 '11 (29 days)

Delivery charges

Facilities rel demand	123 kW x \$7.83000 x 5/29 days	\$166.05
Facilities rel demand	123 kW x \$7.90000 x 24/29 days	\$804.17
Energy-Winter		
Mid peak	4,618 kWh x \$0.01295	\$59.80
Off peak	6,981 kWh x \$0.01295	\$90.40
DWR bond charge	11,599 kWh x \$0.00505	\$58.57
Customer charge		\$122.94

Your Delivery charges include:

- \$170.88 transmission charges
- \$957.77 distribution charges
- \$7.42 nuclear decommissioning charges
- \$94.42 public purpose programs charge
- \$10.09 new system generation charge

Generation charges

DWR		
Energy-Winter		
Mid peak	1,278 kWh x \$0.03952	\$50.51
Off peak	1,932 kWh x \$0.03952	\$76.35
SCE		
Energy-Winter		
Mid peak	3,340 kWh x \$0.06096	\$203.61
Off peak	5,049 kWh x \$0.03446	\$173.99

Your Generation charges include:

- \$25.98 competition transition charge

Your overall energy charges include:

- \$16.36 franchise fees

Subtotal of your new charges		\$1,806.39
State tax	11,599 kWh x \$0.00029	\$3.36
Your new charges		\$1,809.75

Additional information:

- DWR provided 27.681% of the energy you used this month
- Service voltage: 480 volts

Things you should know

You may notice a change in your billing statement.....

Effective 3/1/2011, the billing rates used to calculate your bill have been modified. You may notice the recurring line items in the "Details of New Charges" section which reflects the bill calculation before and after the rate change. The first line item reflects the rates prior to 3/1/2011 and the second line item reflects the rates after 3/1/2011. For more information, please visit www.sce.com/bill_change.

13816

WHITE FENCE FARMS MUTUAL WATER CO.

41901 N. 20TH STREET WEST
PALMDALE, CA 93551

WELLS FARGO BANK, N.A.

CALIFORNIA
WELLSFARGO.COM

16-24-1220

05/03/2011

PAY TO THE ORDER OF Southern California Edison

\$ **2,337.65

Two Thousand Three Hundred Thirty-Seven and 65/100*****

DOLLARS

Details on back.
Sec. the Features IncludedSouthern California Edison
42060 10th St West
Lancaster, CA 93534

MP

MEMO 2-02-607-7560 5/16/11 City

WHITE FENCE FARMS MUTUAL WATER CO.

Southern California Edison

Date . Type Reference
05/03/2011 Bill 7560 5/16/11 CityOriginal Amt.
2,337.65Balance Due
2,337.65

05/03/2011

Check Amount

13816

Payment
2,337.65
2,337.65

Wells Fargo 2-02-607-7560 5/16/11 City

2,337.65

WHITE FENCE FARMS MUTUAL WATER CO.

Southern California Edison

Date . Type Reference
05/03/2011 Bill 7560 5/16/11 CityOriginal Amt.
2,337.65Balance Due
2,337.65

05/03/2011

Check Amount

13816

Payment
2,337.65
2,337.65

Wells Fargo 2-02-607-7560 5/16/11 City

2,337.65

For billing and service inquiries call 1-800-896-1245,
Mon - Fri 7 a.m. to 7 p.m. and Saturday 8 a.m. to 5 p.m.
For emergency services call 24 hrs a day, 7 days a week

Date bill prepared: Apr 27 '11

Customer account 2-02-607-7560
Service account 3-002-0243-53
1049 W COLUMBIA WAY
LANCASTER, CA 93534
Rotating outage Group N001

Your account summary

Amount of your last bill	\$1,809.75
Payment we received on Apr 11 '11 - thank you	-\$1,809.75
Balance forward	\$0.00
Your new charges	\$2,337.65
Total amount you owe by May 16 '11	\$2,337.65

Compare the electricity you are using

For meter 349M-007550 from Mar 25 '11 to Apr 25 '11
Total electricity you used this month in kWh

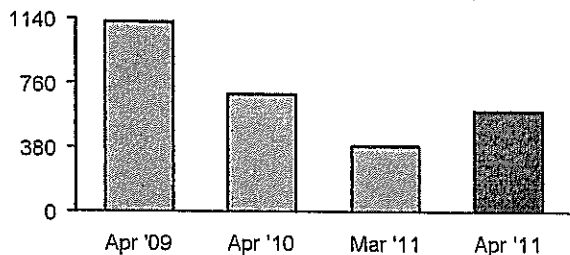
18,951

Your next meter read will be on or about May 24 '11.

	Electricity (kWh)	Demand (kW)
Winter Season		
Mid peak	8,436	128 (Apr 22 '11 08:00 to 08:15)
Off peak	10,515	130 (Apr 21 '11 06:30 to 06:45)
Total	18,951	

Maximum demand is 130.0 kW

Your daily average electricity usage (kWh)



Please return the payment stub below with your payment and make your check payable to Southern California Edison.
If you want to pay in person, call 1-800-747-8908 for locations, or you can pay online at www.sce.com.

Tear here

Tear here



Customer account 2-02-607-7560
Please write this number on your check. Make your
check payable to Southern California Edison.

Amount due by May 16 '11 **\$2,337.65**

Amount enclosed \$

CSS0427.P5.0011.001606 01 AT 0.365 **C002



WHITE FENCE FARMS MUTUAL WATER
41901 20TH ST W
PALMDALE, CA 93551-1315

P.O. BOX 300
ROSEMEAD, CA 91772-0001

02 607 7560 00000069 000000000000233765000233765

Usage comparison

	Apr '09	Apr '10	May '10	Jun '10	Jul '10	Aug '10	Sep '10	Oct '10	Nov '10	Dec '10	Jan '11	Feb '11	Mar '11	Apr '11
Total kWh used	36,465	21,998	4,951	25,493	44,951	39,093	36,649	30,550	3,178	10,793	11,781	12,562	11,599	18,951
Number of days	32	31	29	30	32	29	29	33	29	30	33	30	29	31
Appx. average kWh used/day	1,139	709	170	849	1,404	1,348	1,263	925	109	359	357	418	399	611

Details of your new charges

Your rate: TOU-PA-B

Billing period: Mar 25 '11 to Apr 25 '11 (31 days)

Delivery charges

Facilities rel demand	130 kW x \$7.90000	\$1,027.00
Energy-Winter		
Mid peak	8,436 kWh x \$0.01295	\$109.25
Off peak	10,515 kWh x \$0.01295	\$136.17
DWR bond charge	18,951 kWh x \$0.00505	\$95.70
Customer charge		\$122.94

Your Delivery charges include:

- \$182.97 transmission charges
- \$1,024.95 distribution charges
- \$12.13 nuclear decommissioning charges
- \$154.26 public purpose programs charge
- \$16.49 new system generation charge

Generation charges

DWR		
Energy-Winter		
Mid peak	2,347 kWh x \$0.03952	\$92.75
Off peak	2,925 kWh x \$0.03952	\$115.60
SCE		
Energy-Winter		
Mid peak	6,089 kWh x \$0.06096	\$371.19
Off peak	7,590 kWh x \$0.03446	\$261.55

Your Generation charges include:

- \$42.45 competition transition charge

Your overall energy charges include:

- \$21.12 franchise fees

Subtotal of your new charges		\$2,332.15
State tax	18,951 kWh x \$0.00029	\$5.50
Your new charges		\$2,337.65

Additional information:

- DWR provided 27.817% of the energy you used this month
- Service voltage: 480 volts

13857

WELLS FARGO BANK, N.A.
CALIFORNIA
WELLSFARGO.COM

16-24-1220

06/01/2011

WHITE FENCE FARMS MUTUAL WATER CO.

41901 N. 20TH STREET WEST
PALMDALE, CA 93551

PAY TO THE ORDER OF Southern California Edison

\$ **2,632.07

Two Thousand Six Hundred Thirty-Two and 07/100*****

DOLLARS 

Southern California Edison
42060 10th St West
Lancaster, CA 93534

Back to [signature]
[signature] MP

MEMO 2-02-607-7560 6/13/11 City

WHITE FENCE FARMS MUTUAL WATER CO.

Southern California Edison

06/01/2011

13857

Date	Type	Reference	Original Amt.	Balance Due	Discount	Payment
06/01/2011	Bill	7560 6/13/11 City	2,632.07	2,632.07		2,632.07
				Check Amount		2,632.07

Wells Fargo 2-02-607-7560 6/13/11 City

2,632.07


WHITE FENCE FARMS MUTUAL WATER CO.

Southern California Edison

06/01/2011

13857

Date	Type	Reference	Original Amt.	Balance Due	Discount	Payment
06/01/2011	Bill	7560 6/13/11 City	2,632.07	2,632.07		2,632.07
				Check Amount		2,632.07



Wells Fargo 2-02-607-7560 6/13/11 City

2,632.07

For billing and service inquiries call 1-800-896-1245,
Mon - Fri 7 a.m. to 7 p.m. and Saturday 8 a.m. to 5 p.m.
For emergency services call 24 hrs a day, 7 days a week

Date bill prepared: May 25 '11

Customer account 2-02-607-7560
Service account 3-002-0243-53
1049 W COLUMBIA WAY
LANCASTER, CA 93534
Rotating outage Group N001

Your account summary

Amount of your last bill	\$2,337.65
Payment we received on May 10 '11 - thank you	-\$2,337.65
Balance forward	\$0.00
Your new charges	\$2,632.07
Total amount you owe by Jun 13 '11	\$2,632.07

Compare the electricity you are using

For meter 349M-007550 from Apr 25 '11 to May 23 '11
Total electricity you used this month in kWh

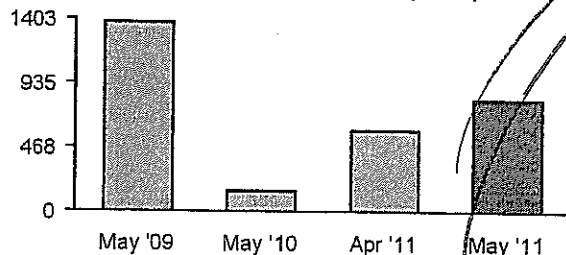
23,517

Your next meter read will be on or about Jun 23 '11.

	Electricity (kWh)	Demand (kW)	
Winter Season			
Mid peak	9,991	132	(May 6 '11 08:15 to 08:30)
Off peak	13,526	132	(May 10 '11 06:15 to 06:30)
Total	23,517		

Maximum demand is 132.0 kW

Your daily average electricity usage (kWh)



Your monthly usage may be higher than usual...
Based on your historical usage pattern, your monthly usage is trending higher than normal. As a result, you may notice an increase in your bill. If you would like information on tips and programs that can help you lower your energy usage and your bill, please visit www.sce.com/billhelper.

Please return the payment stub below with your payment and make your check payable to Southern California Edison.
If you want to pay in person, call 1-800-747-8908 for locations, or you can pay online at www.sce.com.

4-574)

Tear here

Tear here



Customer account 2-02-607-7560
Please write this number on your check. Make your check payable to Southern California Edison.

Amount due by Jun 13 '11 **\$2,632.07**

Amount enclosed \$

CSS0525.P5.0011.001815 01 AT 0.365 **C002



WHITE FENCE FARMS MUTUAL WATER
41901 20TH ST W
PALMDALE, CA 93551-1315

P.O. BOX 300
ROSEMEAD, CA 91772-0001

02 607 7560 00000068 000000000000263207000263207

Usage comparison

	May '09	May '10	Jun '10	Jul '10	Aug '10	Sep '10	Oct '10	Nov '10	Dec '10	Jan '11	Feb '11	Mar '11	Apr '11	May '11
Total kWh used	42,092	4,951	25,493	44,951	39,093	36,649	30,550	3,178	10,793	11,781	12,562	11,599	18,951	23,517
Number of days	30	29	30	32	29	29	33	29	30	33	30	29	31	28
Appx. average kWh used/day	1,403	170	849	1,404	1,348	1,263	925	109	359	357	418	399	611	839

Details of your new charges

Your rate: TOU-PA-B

Billing period: Apr 25 '11 to May 23 '11 (28 days)

Delivery charges

Facilities rel demand	132 kW x \$7.90000	\$1,042.80
Energy-Winter		
Mid peak	9,991 kWh x \$0.01295	\$129.38
Off peak	13,526 kWh x \$0.01295	\$175.16
DWR bond charge	23,517 kWh x \$0.00505	\$118.76
Customer charge		\$122.94

Your Delivery charges include:

- \$186.31 transmission charges
- \$1,051.40 distribution charges
- \$15.05 nuclear decommissioning charges
- \$191.43 public purpose programs charge
- \$20.46 new system generation charge

Generation charges

DWR		
Energy-Winter		
Mid peak	2,670 kWh x \$0.03952	\$105.52
Off peak	3,614 kWh x \$0.03952	\$142.83
SCE		
Energy-Winter		
Mid peak	7,321 kWh x \$0.06096	\$446.29
Off peak	9,912 kWh x \$0.03446	\$341.57

Your Generation charges include:

- \$52.68 competition transition charge

Your overall energy charges include:

- \$23.77 franchise fees

Subtotal of your new charges		\$2,625.25
State tax	23,517 kWh x \$0.00029	\$6.82
Your new charges		\$2,632.07

Additional information:

- DWR provided 26.722% of the energy you used this month
- Service voltage: 480 volts

13898

WHITE FENCE FARMS MUTUAL WATER CO.

41901 N. 20TH STREET WEST
PALMDALE, CA 93551

WELLS FARGO BANK, N.A.

CALIFORNIA
WELLSFARGO.COM

16-24-1220

07/01/2011

PAY TO THE ORDER OF Southern California Edison

\$ **4,103.05

Four Thousand One Hundred Three and 05/100*****

DOLLARS

Southern California Edison
PO Box 300
Rosemead, CA 91772-0001

MEMO 2-02-607-7560 City 7/13/11

WHITE FENCE FARMS MUTUAL WATER CO.

Southern California Edison

Date	Type	Reference
06/24/2011	Bill	7560 City 7/13/11

Original Amt.
4,103.05Balance Due
4,103.05

07/01/2011

Check Amount

13898

Payment
4,103.05
4,103.05

Last yr
Bill

\$ 4273.31

7/13/11

CITY

4,103.05

decline - \$170.24

WATER CO.

Date	Type	Reference
06/24/2011	Bill	7560 City 7/13/11

Original Amt.
4,103.05Balance Due
4,103.05

07/01/2011

Check Amount

13898

Payment
4,103.05
4,103.05

May 23 - Jun 22

Wells Fargo

2-02-607-7560 City 7/13/11

4,103.05

For billing and service inquiries call 1-800-896-1245,
Mon - Fri 7 a.m. to 7 p.m. and Saturday 8 a.m. to 5 p.m.
For emergency services call 24 hrs a day, 7 days a week

Date bill prepared: Jun 24 '11

Customer account 2-02-607-7560

Service account 3-002-0243-53
1049 W COLUMBIA WAY
LANCASTER, CA 93534

Rotating outage Group N001

Your account summary

Amount of your last bill	\$2,632.07
Payment we received on Jun 10 '11 - thank you	-\$2,632.07
Balance forward	\$0.00
Your new charges	\$4,103.05
Total amount you owe by Jul 13 '11	\$4,103.05

Compare the electricity you are using


For meter 349M-007550 from May 23 '11 to Jun 22 '11

Total electricity you used this month in kWh **31,277**

Your next meter read will be on or about Jul 25 '11.

Electricity (kWh)	Demand (kW)	
Winter Season		
Mid peak 2,388	134	(May 25 '11 09:00 to 09:15)
Off peak 5,931	134	(May 27 '11 05:00 to 05:15)
Summer Season		
On peak 2,043	124	(Jun 3 '11 14:00 to 14:15)
Mid peak 9,297	136	(Jun 15 '11 08:00 to 08:15)
Off peak 11,618	139	(Jun 21 '11 06:30 to 06:45)
Total 31,277		

Maximum demand is 139 kW



Please return the payment stub below with your payment and make your check payable to Southern California Edison.
If you want to pay in person, call 1-800-747-8908 for locations, or you can pay online at www.sce.com.

4-574) Tear here

Tear here

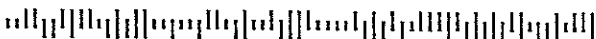


Customer account 2-02-607-7560
Please write this number on your check. Make your
check payable to Southern California Edison.

Amount due by Jul 13 '11 **\$4,103.05**

Amount enclosed \$

STMT 06242011 P5 C02 T0026 005270 01 AT 0.3620 C002

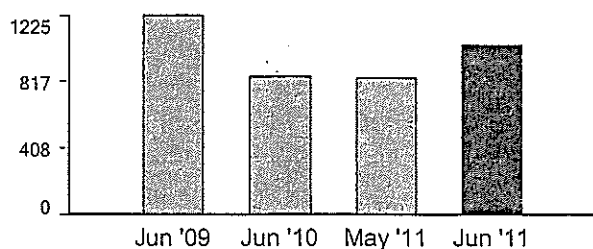


WHITE FENCE FARMS MUTUAL WATER
41901 20TH ST W
PALMDALE, CA 93551-1315

P.O. BOX 300
ROSEMEAD, CA 91772-0001

02 607 7560 00000060 000000000000410305000410305

Your daily average electricity usage (kWh)



Usage comparison

	Jun '09	Jun '10	Jul '10	Aug '10	Sep '10	Oct '10	Nov '10	Dec '10	Jan '11	Feb '11	Mar '11	Apr '11	May '11	Jun '11
Total kWh used	35,532	25,493	44,951	39,093	36,049	39,550	3,178	10,793	11,781	12,562	11,599	18,951	23,517	31,277
Number of days	29	30	32	29	29	33	29	30	33	30	29	31	28	30
Appx. average kWh used/day	1,225	849	1,404	1,348	1,263	925	109	359	357	418	399	611	839	1,042

Details of your new charges

Your rate: TOU-PA-B

Billing period: May 23 '11 to Jun 22 '11 (30 days Winter/Summer Season)

Delivery charges

Facilities rel demand	139 kW x \$7.90000 x 9/30 days	\$329.43
Facilities rel demand	139 kW x \$7.87000 x 21/30 days	\$765.75
Energy-Winter		
Mid peak	2,388 kWh x \$0.01295	\$30.92
Off peak	5,931 kWh x \$0.01295	\$76.81
Energy-Summer		
On peak	2,043 kWh x \$0.01222	\$24.97
Mid peak	9,297 kWh x \$0.01222	\$113.61
Off peak	11,618 kWh x \$0.01222	\$141.97
DWR bond charge	31,277 kWh x \$0.00505	\$157.95
Customer charge		\$36.88
Customer charge		\$86.69

Your Delivery charges include:

- \$179.97 transmission charges
- \$1,101.43 distribution charges
- \$7.39 nuclear decommissioning charges
- \$279.62 public purpose programs charge
- \$31.11 new system generation charge

Your Generation charges include:

- \$67.99 competition transition charge

Your overall energy charges include:

- \$37.08 franchise fees

Generation charges

DWR		
Energy-Winter		
Mid peak	634 kWh x \$0.03952	\$25.06
Off peak	1,574 kWh x \$0.03952	\$62.20
Energy-Summer		
On peak	542 kWh x \$0.03952	\$21.42
Mid peak	2,467 kWh x \$0.03952	\$97.50
Off peak	3,083 kWh x \$0.03952	\$121.84
SCE		
Demand-Summer		
On peak	124 kW x \$8.98000 x 21/30 days	\$779.46
Mid peak	136 kW x \$2.15000 x 21/30 days	\$204.68
Energy-Winter		
Mid peak	1,754 kWh x \$0.06096	\$106.92
Off peak	4,357 kWh x \$0.03446	\$150.14
Energy-Summer		
On peak	1,501 kWh x \$0.09280	\$139.29
Mid peak	6,830 kWh x \$0.05256	\$358.98

Additional information:

- DWR provided 26.540% of the energy you used this month
- Service voltage: 480 volts

(Continued on next page)

WHITE FENCE FARMS MUTUAL WATER CO.

41901 20TH STREET WEST
PALMDALE, CA 93551

WELLS FARGO BANK, N.A.

CALIFORNIA
WELLSFARGO.COM

13940

16-24-1220

08/01/2011

PAY TO THE
ORDER OF

Southern California Edison

\$ **5,235.08

Five Thousand Two Hundred Thirty-Five and 08/100*****

DOLLARS

Southern California Edison
PO Box 300
Rosemead, CA 91772-0001

[Handwritten Signature]
[Handwritten Signature]

MEMO

2-02-607-7560 City 8/15/11

WHITE FENCE FARMS MUTUAL WATER CO.

Southern California Edison

Date	Type	Reference
08/01/2011	Bill	7560-City 8/15/11

Original Amt.
5,235.08

Balance Due
5,235.08

08/01/2011

Discount

Check Amount

13940

Payment

5,235.08

5,235.08

CITY

Wells Fargo

2-02-607-7560 City 8/15/11

5,235.08

WHITE FENCE FARMS MUTUAL WATER CO.

Southern California Edison

Date	Type	Reference
08/01/2011	Bill	7560-City 8/15/11

Original Amt.
5,235.08

Balance Due
5,235.08

08/01/2011

Discount

Check Amount

13940

Payment

5,235.08

5,235.08

Wells Fargo

2-02-607-7560 City 8/15/11

5,235.08



P.O. Box 300
Rosemead, CA
91772-0001
WWW.SCE.COM

Your electricity bill

WHITE FENCE FARMS MUTUAL WATER / Page 1 of 6

For billing and service inquiries call 1-800-896-1245,
Mon - Fri 7 a.m. to 7 p.m. and Saturday 8 a.m. to 5 p.m.
For emergency services call 24 hrs a day, 7 days a week

Date bill prepared: Jul 27 '11

Customer account 2-02-607-7560

Service account 3-002-0243-53
1049 W COLUMBIA WAY
LANCASTER, CA 93534

Rotating outage Group N001

Your account summary

Amount of your last bill	\$4,103.05
Payment we received on Jul 08 '11 - thank you	-\$4,103.05
Balance forward	\$0.00
Your new charges	\$5,235.08
Total amount you owe by Aug 15 '11	\$5,235.08

Last year Bill
\$6,260.62

Saved
\$1025.54

are using

25 '11

43,223

Your next meter read will be on or about Aug 23 '11.

and (kW)

Maximum demand is 145 kW

(Jul 11 '11 12:00 to 12:15)
(Jul 11 '11 08:00 to 08:15)
(Jul 15 '11 07:00 to 07:15)

CITY

Please return the payment stub below with your payment and make your check payable to Southern California Edison.
If you want to pay in person, call 1-800-747-8908 for locations, or you can pay online at www.sce.com.

(14-574)

Tear here

Tear here



Customer account 2-02-607-7560
Please write this number on your check. Make your
check payable to Southern California Edison.

Amount due by Aug 15 '11

\$5,235.08

Amount enclosed

\$

STMT 07272011 P5 C02 T0039 007600 01 AT 0.3620 C002

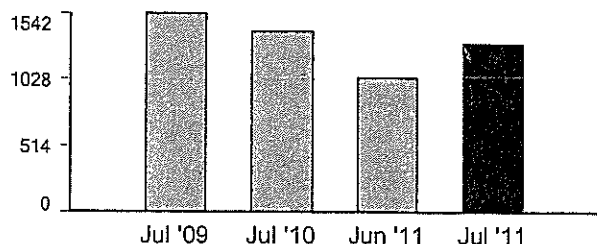


WHITE FENCE FARMS MUTUAL WATER
41901 20TH ST W
PALMDALE, CA 93551-1315

P.O. BOX 300
ROSEMEAD, CA 91772-0001

02 607 7560 00000068 000000000000523508000523508

Your daily average electricity usage (kWh)



Usage comparison

	Jul '09	Jul '10	Aug '10	Sep '10	Oct '10	Nov '10	Dec '10	Jan '11	Feb '11	Mar '11	Apr '11	May '11	Jun '11	Jul '11
Total kWh used	49,356	44,951	39,093	36,649	30,550	3,178	10,793	11,781	12,562	11,599	18,951	23,517	31,277	43,223
Number of days	32	32	29	29	33	29	30	33	30	29	31	28	30	33
Appx. average kWh used/day	1,542	1,404	1,348	1,263	925	109	359	357	418	399	611	839	1,042	1,309

Details of your new charges

Your rate: TOU-PA-B

Billing period: Jun 22 '11 to Jul 25 '11 (33 days)

Delivery charges

Facilities rel demand	145 kW x \$7.87000	\$1,141.15
Energy-Summer		
On peak	1,653 kWh x \$0.01222	\$20.20
Mid peak	18,416 kWh x \$0.01222	\$225.04
Off peak	23,154 kWh x \$0.01222	\$282.94
DWR bond charge	43,223 kWh x \$0.00505	\$218.28
Customer charge		\$123.84

Your Delivery charges include:

- \$174.76 transmission charges
- \$1,160.25 distribution charges
- \$3.89 nuclear decommissioning charges
- \$398.95 public purpose programs charge
- \$44.95 new system generation charge

Generation charges

DWR		
Energy-Summer		
On peak	364 kWh x \$0.03952	\$14.39
Mid peak	4,053 kWh x \$0.03952	\$160.17
Off peak	5,096 kWh x \$0.03952	\$201.39
SCE		
Demand-Summer		
On peak	122 kW x \$8.98000	\$1,095.56
Mid peak	145 kW x \$2.15000	\$311.75
Energy-Summer		
On peak	1,289 kWh x \$0.09280	\$119.62
Mid peak	14,363 kWh x \$0.05256	\$754.92
Off peak	18,058 kWh x \$0.03064	\$553.30

Your Generation charges include:

- \$92.93 competition transition charge

Your overall energy charges include:

- \$47.30 franchise fees

Additional information:

- DWR provided 22.010% of the energy you used this month
- Service voltage: 480 volts

Subtotal of your new charges		\$5,222.55
State tax	43,223 kWh x \$0.00029	\$12.53
Your new charges		\$5,235.08

WHITE FENCE FARMS MUTUAL WATER CO.

41901 20TH STREET WEST
PALMDALE, CA 93551

WELLS FARGO BANK, N.A.

CALIFORNIA
WELLSFARGO.COM

13978

16-24-1220

09/01/2011

PAY TO THE
ORDER OF

Southern California Edison

\$ **5,186.63

Five Thousand One Hundred Eighty-Six and 63/100*****

DOLLARS

Southern California Edison
PO Box 300
Rosemead, CA 91772-0001

[Signature]
[Signature]

MEMO

2-02-607-7560 City 9/12/11

WHITE FENCE FARMS MUTUAL WATER CO.

Southern California Edison

Date	Type	Reference
09/01/2011	Bill	7560 9/12/11

Original Amt.
5,186.63

Balance Due
5,186.63

09/01/2011
Discount

13978
Payment
5,186.63
5,186.63

Check Amount

Last year
\$5456.67

VI

11

R CO.

D
O!

less
\$ 270.04

Original Amt.
5,186.63

Balance Due
5,186.63

09/01/2011
Discount

13978
Payment
5,186.63
5,186.63

Check Amount

CITY

5,186.63

Wells Fargo

2-02-607-7560 City 9/12/11

5,186.63



P.O. Box 300
Rosemead, CA
91772-0001
www.sce.com

Your electricity bill

WHITE FENCE FARMS MUTUAL WATER / Page 1 of 6

For billing and service inquiries call 1-800-896-1245,
Mon - Fri 7 a.m. to 7 p.m. and Saturday 8 a.m. to 5 p.m.
For emergency services call 24 hrs a day, 7 days a week

Date bill prepared: Aug 24 '11

Customer account 2-02-607-7560

Service account 3-002-0243-53
1049 W COLUMBIA WAY
LANCASTER, CA 93534

Rotating outage Group N001

Your account summary

Amount of your last bill	\$5,235.08
Payment we received on Aug 08 '11 - thank you	-\$5,235.08
Balance forward	\$0.00
Your new charges	\$5,186.63
Total amount you owe by Sep 12 '11	\$5,186.63

Compare the electricity you are using

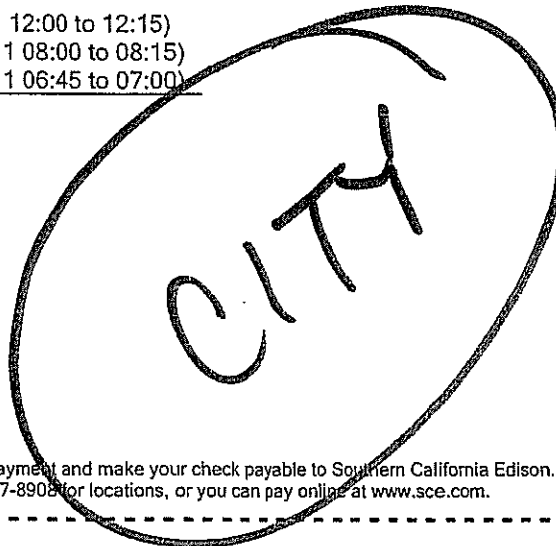
For meter 349M-007550 from Jul 25 '11 to Aug 22 '11
Total electricity you used this month in kWh

40,425

Your next meter read will be on or about Sep 22 '11.

	Electricity (kWh)	Demand (kW)	
Summer Season			
On peak	1,577	125	(Aug 1 '11 12:00 to 12:15)
Mid peak	18,362	148	(Aug 10 '11 08:00 to 08:15)
Off peak	20,486	153	(Aug 16 '11 06:45 to 07:00)
Total	40,425		

Maximum demand is 153 kW



Please return the payment stub below with your payment and make your check payable to Southern California Edison.
If you want to pay in person, call 1-800-747-8908 for locations, or you can pay online at www.sce.com.

(14-574) Tear here

Tear here



Customer account 2-02-607-7560
Please write this number on your check. Make your
check payable to Southern California Edison.

Amount due by Sep 12 '11 \$5,186.63

Amount enclosed \$

STMT 08242011 P5 C02 T0011 002117 01 AT 0.3620 C002

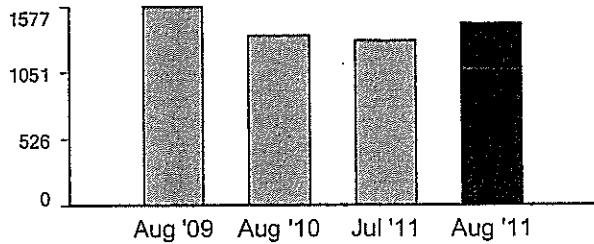


WHITE FENCE FARMS MUTUAL WATER
41901 20TH ST W
PALMDALE, CA 93551-1315

P.O. BOX 300
ROSEMEAD, CA 91772-0001

02 607 7560 00000069 000000000000518663000518663

Your daily average electricity usage (kWh)



Usage comparison

	Aug '09	Aug '10	Sep '10	Oct '10	Nov '10	Dec '10	Jan '11	Feb '11	Mar '11	Apr '11	May '11	Jun '11	Jul '11	Aug '11
Total kWh used	45,722	39,093	36,649	30,550	3,178	10,793	11,781	12,562	11,599	18,951	23,517	31,277	43,223	40,425
Number of days	29	29	29	33	29	30	33	30	29	31	28	30	33	28
Appx. average kWh used/day	1,576	1,348	1,263	925	109	359	357	418	399	611	839	1,042	1,309	1,443

Details of your new charges

Your rate: TOU-PA-B

Billing period: Jul 25 '11 to Aug 22 '11 (28 days)

Delivery charges

Facilities rel demand	153 kW x \$7.87000	\$1,204.11
Energy-Summer		
On peak	1,577 kWh x \$0.01222	\$19.27
Mid peak	18,362 kWh x \$0.01222	\$224.38
Off peak	20,486 kWh x \$0.01222	\$250.34
DWR bond charge	40,425 kWh x \$0.00505	\$204.15
Customer charge		\$123.84

Your Delivery charges include:

- \$187.61 transmission charges
- \$1,205.83 distribution charges
- \$3.64 nuclear decommissioning charges
- \$373.12 public purpose programs charge
- \$42.05 new system generation charge

Generation charges

DWR		
Energy-Summer		
On peak	346 kWh x \$0.03952	\$13.67
Mid peak	4,023 kWh x \$0.03952	\$158.99
Off peak	4,489 kWh x \$0.03952	\$177.41
SCE		
Demand-Summer		
On peak	125 kW x \$8.98000	\$1,122.50
Mid peak	148 kW x \$2.15000	\$318.20
Energy-Summer		
On peak	1,231 kWh x \$0.09280	\$114.24
Mid peak	14,339 kWh x \$0.05256	\$753.66
Off peak	15,997 kWh x \$0.03064	\$490.15

Your Generation charges include:

- \$86.91 competition transition charge

Your overall energy charges include:

- \$46.86 franchise fees

Additional information:

- DWR provided 21.911% of the energy you used this month
- Service voltage: 480 volts

Subtotal of your new charges	\$5,174.91
State tax	40,425 kWh x \$0.00029
Your new charges	\$5,186.63

WHITE FENCE FARMS MUTUAL WATER CO.

41901 20TH STREET WEST
PALMDALE, CA 93551

WELLS FARGO BANK, N.A.

CALIFORNIA
WELLSFARGO.COM

14010

16-24-1220

10/01/2011

PAY TO THE
ORDER OF

Southern California Edison

\$**4,293.17

Four Thousand Two Hundred Ninety-Three and 17/100*****

DOLLARS

Southern California Edison
PO Box 300
Rosemead, CA 91772-0001

[Handwritten Signature]
[Handwritten Signature]

MEMO

2-02-607-7560 City 10/13/11

WHITE FENCE FARMS MUTUAL WATER CO.

Southern California Edison

Date	Type	Reference
09/27/2011	Bill	7560 City 10/13/11

Original Amt.
4,293.17

Balance Due
4,293.17

10/01/2011

Discount

Check Amount

14010

Payment

4,293.17

4,293.17

Last year
\$5291.39

City

Wells

W

LESS 2011 998.22

4,293.17

Southern California Edison

Date	Type	Reference
09/27/2011	Bill	7560 City 10/13/11

Original Amt.
4,293.17

Balance Due
4,293.17

10/01/2011

Discount

Check Amount

14010

Payment

4,293.17

4,293.17

Wells Fargo - 2-02-607-7560 City 10/13/11

4,293.17



P.O. Box 300
Rosemead, CA
91772-0001
www.sce.com

Your electricity bill

WHITE FENCE FARMS MUTUAL WATER / Page 1 of 6

For billing and service inquiries call 1-800-896-1245,
Mon - Fri 7 a.m. to 7 p.m. and Saturday 8 a.m. to 5 p.m.
For emergency services call 24 hrs a day, 7 days a week

Date bill prepared: Sep 24 '11

Customer account 2-02-607-7560

Service account 3-002-0243-53
1049 W COLUMBIA WAY
LANCASTER, CA 93534

Rotating outage Group N001

Your account summary

Amount of your last bill	\$5,186.63
Payment we received on Sep 12 '11 - thank you	-\$5,186.63
Balance forward	\$0.00
Your new charges	\$4,293.17
Total amount you owe by Oct 13 '11	\$4,293.17

Compare the electricity you are using

For meter 349M-007550 from Aug 22 '11 to Sep 22 '11


Total electricity you used this month in kWh

39,869

Your next meter read will be on or about Oct 25 '11.

	Electricity (kWh)	Demand (kW)	
Summer Season			
On peak	1,293	36	(Aug 29 '11 12:00 to 12:15)
Mid peak	17,455	145	(Aug 22 '11 08:15 to 08:30)
Off peak	21,121	149	(Aug 27 '11 05:15 to 05:30)
Total	39,869		

Maximum demand is 149 kW



Please return the payment stub below with your payment and make your check payable to Southern California Edison.
If you want to pay in person, call 1-800-747-8908 for locations, or you can pay online at www.sce.com.

14-574) Tear here

Tear here



Customer account 2-02-607-7560
Please write this number on your check. Make your
check payable to Southern California Edison.

Amount due by Oct 13 '11 \$4,293.17

Amount enclosed \$

STMT 09242011 P5 C02 T0012 002315 01 AT 0.3620 C002

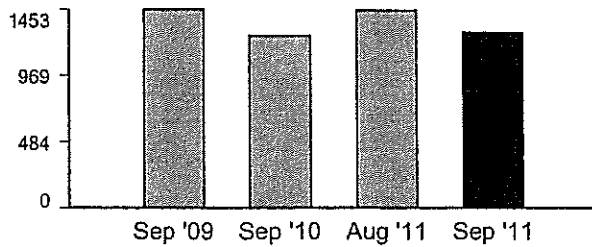


WHITE FENCE FARMS MUTUAL WATER
41901 20TH ST W
PALMDALE, CA 93551-1315

P.O. BOX 300
ROSEMEAD, CA 91772-0001

02 607 7560 00000060 000000000000429317000429317

Your daily average electricity usage (kWh)



Usage comparison

	Sep '09	Sep '10	Oct '10	Nov '10	Dec '10	Jan '11	Feb '11	Mar '11	Apr '11	May '11	Jun '11	Jul '11	Aug '11	Sep '11
Total kWh used	43,595	36,649	30,550	3,178	10,793	11,781	12,562	11,599	18,951	23,517	31,277	43,223	40,425	39,869
Number of days	30	29	33	29	30	33	30	29	31	28	30	33	28	31
Appx. average kWh used/day	1,453	1,263	925	109	359	357	418	399	611	839	1,042	1,309	1,443	1,286

Details of your new charges

Your rate: TOU-PA-B

Billing period: Aug 22 '11 to Sep 22 '11 (31 days)

Delivery charges

Facilities rel demand	149 kW x \$7.87000	\$1,172.63
Energy-Summer		
On peak	1,293 kWh x \$0.01222	\$15.80
Mid peak	17,455 kWh x \$0.01222	\$213.30
Off peak	21,121 kWh x \$0.01222	\$258.10
DWR bond charge	39,869 kWh x \$0.00505	\$201.34
Customer charge		\$123.84

Your Delivery charges include:

- \$182.40 transmission charges
- \$1,178.67 distribution charges
- \$3.59 nuclear decommissioning charges
- \$367.99 public purpose programs charge
- \$41.46 new system generation charge

Generation charges

DWR		
Energy-Summer		
On peak	273 kWh x \$0.03952	\$10.79
Mid peak	3,689 kWh x \$0.03952	\$145.79
Off peak	4,464 kWh x \$0.03952	\$176.42
SCE		
Demand-Summer		
On peak	36 kW x \$8.98000	\$323.28
Mid peak	145 kW x \$2.15000	\$311.75
Energy-Summer		
On peak	1,020 kWh x \$0.09280	\$94.66
Mid peak	13,766 kWh x \$0.05256	\$723.54
Off peak	16,657 kWh x \$0.03064	\$510.37

Your Generation charges include:

- \$85.72 competition transition charge

Your overall energy charges include:

- \$38.77 franchise fees

Additional information:

- DWR provided 21.133% of the energy you used this month
- Service voltage: 480 volts

Subtotal of your new charges		\$4,281.61
State tax	39,869 kWh x \$0.00029	\$11.56
Your new charges		\$4,293.17

WHITE FENCE FARMS MUTUAL WATER CO.

41901 20TH STREET WEST
PALMDALE, CA 93551

WELLS FARGO BANK, N.A.

CALIFORNIA
WELLSFARGO.COM

14046

16-24-1220

11/01/2011

PAY TO THE
ORDER OF

Southern California Edison

\$ **3,236.21

Three Thousand Two Hundred Thirty-Six and 21/100*****

DOLLARS 6

Southern California Edison
PO Box 300
Rosemead, CA 91772-0001

[Signature]
[Signature]

MEMO

2-02-607-7560 City 11/15/11

WHITE FENCE FARMS MUTUAL WATER CO.

Southern California Edison

Date	Type	Reference
11/01/2011	Bill	7560 city 11/15/11

Original Amt.
3,236.21

Balance Due	Discount
3,236.21	

Check Amount

14046

Payment

3,236.21

3,236.21

City

Wells Fargo 2-02-607-7560 City 11/15/11

3,236.21

WHITE FENCE FARMS MUTUAL WATER CO.

Southern California Edison

Date	Type	Reference
11/01/2011	Bill	7560 city 11/15/11

Original Amt.
3,236.21

Balance Due	Discount
3,236.21	

Check Amount

14046

Payment

3,236.21

3,236.21

Wells Fargo 2-02-607-7560 City 11/15/11

3,236.21

For billing and service inquiries call 1-800-896-1245,
Mon - Fri 7 a.m. to 7 p.m. and Saturday 8 a.m. to 5 p.m.
For emergency services call 24 hrs a day, 7 days a week

Date bill prepared: Oct 27 '11

Customer account 2-02-607-7560

Service account 3-002-0243-53
1049 W COLUMBIA WAY
LANCASTER, CA 93534

Rotating outage Group N001

Your account summary

Amount of your last bill	\$4,293.17
Payment we received on Oct 11 '11 - thank you	-\$4,293.17
Balance forward	\$0.00
Your new charges	\$3,236.21
Total amount you owe by Nov 15 '11	\$3,236.21

Compare the electricity you are using


For meter 349M-007550 from Sep 22 '11 to Oct 25 '11

Total electricity you used this month in kWh 32,872

Your next meter read will be on or about Nov 23 '11.

	Electricity (kWh)	Demand (kW)	
Summer Season			
On peak	374	14	(Sep 22 '11 15:00 to 15:15)
Mid peak	4,816	135	(Sep 30 '11 08:15 to 08:30)
Off peak	5,004	142	(Sep 22 '11 06:00 to 06:15)
Winter Season			
Mid peak	7,055	131	(Oct 3 '11 08:15 to 08:30)
Off peak	15,623	147	(Oct 3 '11 05:15 to 05:30)
Total	32,872		

Maximum demand is 147 kW



Please return the payment stub below with your payment and make your check payable to Southern California Edison.

If you want to pay in person, call 1-800-747-8908 for locations, or you can pay online at www.sce.com.

(14-574) Tear here

Tear here



Customer account 2-02-607-7560
Please write this number on your check. Make your
check payable to Southern California Edison.

Amount due by Nov 15 '11 \$3,236.21

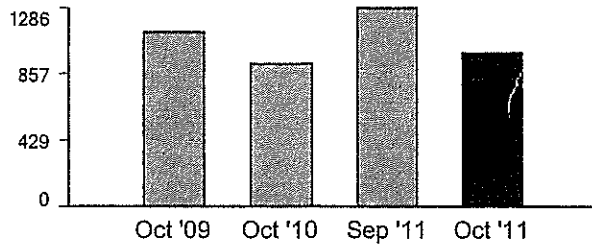
Amount enclosed \$

WHITE FENCE FARMS MUTUAL WATER
41901 20TH ST W
PALMDALE, CA 93551-1315

P.O. BOX 300
ROSEMEAD, CA 91772-0001

02 607 7560 00000068 000000000000323621000323621

Your daily average electricity usage (kWh)



Usage comparison

	Oct '09	Oct '10	Nov '10	Dec '10	Jan '11	Feb '11	Mar '11	Apr '11	May '11	Jun '11	Jul '11	Aug '11	Sep '11	Oct '11
Total kWh used	36,109	30,550	3,178	10,793	11,781	12,562	11,599	18,951	23,517	31,277	43,223	40,425	39,859	32,872
Number of days	32	33	29	30	33	30	29	31	28	30	33	28	31	33
Appx. average kWh used/day	1,128	925	109	359	357	418	399	611	839	1,042	1,309	1,443	1,286	996

Details of your new charges

Your rate: TOU-PA-B

Billing period: Sep 22 '11 to Oct 25 '11 (33 days Summer/Winter Season)

Delivery charges

Facilities rel demand	147 kW x \$7.87000	\$1,156.89
Energy-Summer		
On peak	374 kWh x \$0.01222	\$4.57
Mid peak	4,816 kWh x \$0.01222	\$58.85
Off peak	5,004 kWh x \$0.01222	\$61.15
Energy-Winter		
Mid peak	7,055 kWh x \$0.01222	\$86.21
Off peak	15,623 kWh x \$0.01222	\$190.91
DWR bond charge	32,872 kWh x \$0.00505	\$166.00
Customer charge		\$123.84

Your Delivery charges include:

- \$183.96 transmission charges
- \$1,150.04 distribution charges
- \$2.96 nuclear decommissioning charges
- \$303.41 public purpose programs charge
- \$34.19 new system generation charge

Generation charges

DWR		
Energy-Summer		
On peak	49 kWh x \$0.03952	\$1.94
Mid peak	630 kWh x \$0.03952	\$24.90
Off peak	655 kWh x \$0.03952	\$25.89
Energy-Winter		
Mid peak	923 kWh x \$0.03952	\$36.48
Off peak	2,045 kWh x \$0.03952	\$80.82
SCE		
Demand-Summer		
On peak	14 kW x \$8.98000 x 9/33 days	\$34.29
Mid peak	135 kW x \$2.15000 x 9/33 days	\$79.16
Energy-Summer		
On peak	325 kWh x \$0.09280	\$30.16
Mid peak	4,186 kWh x \$0.05256	\$220.02
Off peak	4,349 kWh x \$0.03064	\$133.25
Energy-Winter		
Mid peak	6,132 kWh x \$0.05208	\$319.35
Off peak	13,578 kWh x \$0.02887	\$392.00

Your Generation charges include:

- \$70.68 competition transition charge

Your overall energy charges include:

- \$29.22 franchise fees

Additional information:

- DWR provided 13.087% of the energy you used this month
- Service voltage: 480 volts

(Continued on next page)

WHITE FENCE FARMS MUTUAL WATER CO.

41901 20TH STREET WEST
PALMDALE, CA 93551

WELLS FARGO BANK, N.A.
CALIFORNIA
WELLSFARGO.COM

14092

16-24-1220

12/05/2011

PAY TO THE
ORDER OF

Southern California Edison

\$ **2,282.60

Two Thousand Two Hundred Eighty-Two and 60/100*****

DOLLARS

Southern California Edison
PO Box 300
Rosemead, CA 91772-0001

[Signature]
[Signature]

MEMO

2-02-607-7560 City 12/23/11

WHITE FENCE FARMS MUTUAL WATER CO.

Southern California Edison

Date	Type	Reference
12/05/2011	Bill	7560 12/19/11 City

Original Amt.
2,282.60

12/05/2011	Balance Due	Discount
	2,282.60	
	Check Amount	

14092	Payment
	2,282.60
	2,282.60

CITY

Wells Fargo 2-02-607-7560 City 12/23/11

2,282.60

WHITE FENCE FARMS MUTUAL WATER CO.

Southern California Edison

Date	Type	Reference
12/05/2011	Bill	7560 12/19/11 City

Original Amt.
2,282.60

12/05/2011	Balance Due	Discount
	2,282.60	
	Check Amount	

14092	Payment
	2,282.60
	2,282.60

Wells Fargo -

2-02-607-7560 City 12/23/11

2,282.60

For billing and service inquiries call 1-800-896-1245,
Mon - Fri 7 a.m. to 7 p.m. and Saturday 8 a.m. to 5 p.m.
For emergency services call 24 hrs a day, 7 days a week

Date bill prepared: Nov 29 '11

Customer account 2-02-607-7560

Service account 3-002-0243-53
1049 W COLUMBIA WAY
LANCASTER, CA 93534

Rotating outage Group N001

Your account summary

Amount of your last bill	\$3,236.21
Payment we received on Nov 16 '11 - thank you	-\$3,236.21
Balance forward	\$0.00
Your new charges	\$2,282.60
Total amount you owe by Dec 19 '11	\$2,282.60

Compare the electricity you are using

For meter 349M-007550 from Oct 25 '11 to Nov 23 '11

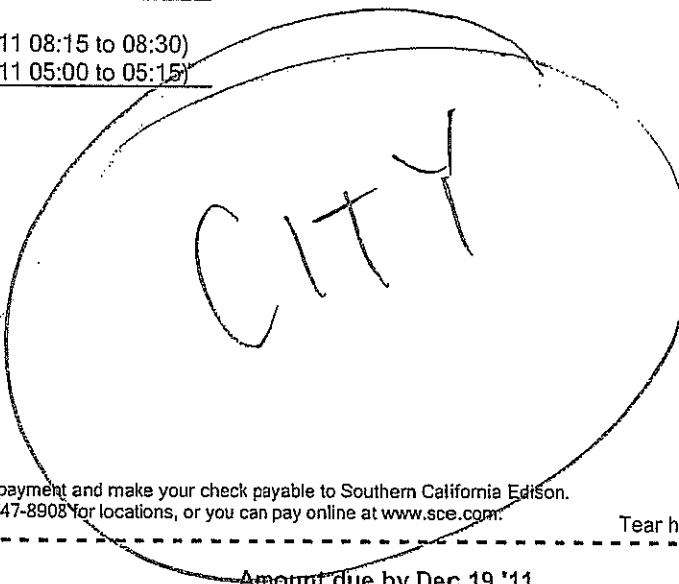
Total electricity you used this month in kWh

19,896

Your next meter read will be on or about Dec 23 '11.

	Electricity (kWh)	Demand (kW)
Winter Season		
Mid peak	6,879	131 (Oct 25 '11 08:15 to 08:30)
Off peak	13,017	136 (Oct 27 '11 05:00 to 05:15)
Total	19,896	

Maximum demand is 136 kW



Please return the payment stub below with your payment and make your check payable to Southern California Edison.
If you want to pay in person, call 1-800-747-8908 for locations, or you can pay online at www.sce.com.

(14-574) Tear here

Tear here



Customer account 2-02-607-7560
Please write this number on your check. Make your
check payable to Southern California Edison.

Amount due by Dec 19 '11 \$2,282.60

Amount enclosed \$

STMT 11292011 P5 C03 T0039 007250 01 AT 0.3620 C002

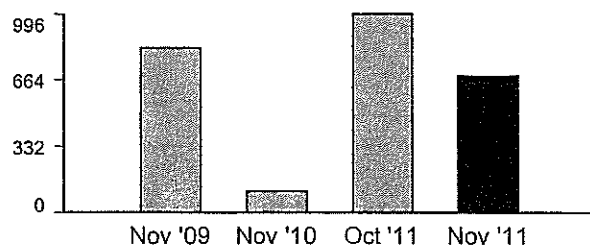


WHITE FENCE FARMS MUTUAL WATER
41901 20TH ST W
PALMDALE, CA 93551-1315

P.O. BOX 300
ROSEMEAD, CA 91772-0001

02 607 7560 00000068 000000000000228260000228260

Your daily average electricity usage (kWh)



Your monthly usage may be higher than usual...
Based on your historical usage pattern, your monthly usage is trending higher than normal. As a result, you may notice an increase in your bill. If you would like information on tips and programs that can help you lower your energy usage and your bill, please visit www.sce.com/billhelper.

Usage comparison

	Nov '09	Nov '10	Dec '10	Jan '11	Feb '11	Mar '11	Apr '11	May '11	Jun '11	Jul '11	Aug '11	Sep '11	Oct '11	Nov '11
Total kWh used	24,009	3,178	10,793	11,781	12,562	11,599	18,951	23,517	31,277	43,223	40,425	39,869	32,872	19,896
Number of days	29	29	30	33	30	29	31	28	30	33	28	31	33	29
Appx. average kWh used/day	827	109	359	357	418	399	611	839	1,042	1,309	1,443	1,286	996	686

Details of your new charges

Your rate: TOU-PA-B

Billing period: Oct 25 '11 to Nov 23 '11 (29 days)

Delivery charges

Facilities rel demand	136 kW x \$7.87000	\$1,070.32
Energy-Winter		
Mid peak	6,879 kWh x \$0.01222	\$84.06
Off peak	13,017 kWh x \$0.01222	\$159.07
DWR bond charge	19,896 kWh x \$0.00505	\$100.47
Customer charge		\$123.84

Your Delivery charges include:

- \$176.71 transmission charges
- \$1,049.69 distribution charges
- \$1.79 nuclear decommissioning charges
- \$183.64 public purpose programs charge
- \$20.69 new system generation charge

Generation charges

DWR		
Energy-Winter		
Mid peak	659 kWh x \$0.03952	\$26.04
Off peak	1,248 kWh x \$0.03952	\$49.32
SCE		
Energy-Winter		
Mid peak	6,220 kWh x \$0.05208	\$323.94
Off peak	11,769 kWh x \$0.02887	\$339.77

Your Generation charges include:

- \$42.78 competition transition charge

Your overall energy charges include:

- \$20.62 franchise fees

Subtotal of your new charges		\$2,276.83
State tax	19,896 kWh x \$0.00029	\$5.77
Your new charges		\$2,282.60

Additional information:

- DWR provided 9.584% of the energy you used this month
- Service voltage: 480 volts

13629

WELLS FARGO BANK, N.A.

CALIFORNIA
WELLSFARGO.COM

16-24-1220

01/04/2011

WHITE FENCE FARMS MUTUAL WATER CO.

41901 N. 20TH STREET WEST
PALMDALE, CA 93551PAY TO THE
ORDER OF

Southern California Edison

\$ **2,161.83

Two Thousand One Hundred Sixty-One and 83/100*****

DOLLARS Southern California Edison
P.O. Box 600
Rosemead, CA 91771-0001


MEMO

2-28-398-6784 County 1/17/11

WHITE FENCE FARMS MUTUAL WATER CO.

Southern California Edison

01/04/2011

13629

Date	Type	Reference	Original Amt.	Balance Due	Discount	Payment
01/02/2011	Bill	6784 County 1/17/11	2,161.83	2,161.83		2,161.83
				Check Amount		2,161.83

COUNTY

Wells Fargo

2-28-398-6784 County 1/17/11

2,161.83

WHITE FENCE FARMS MUTUAL WATER CO.

Southern California Edison

01/04/2011

13629

Date	Type	Reference	Original Amt.	Balance Due	Discount	Payment
01/02/2011	Bill	6784 County 1/17/11	2,161.83	2,161.83		2,161.83
				Check Amount		2,161.83

Wells Fargo ..

2-28-398-6784 County 1/17/11

2,161.83



P.O. Box 300
Rosemead, CA
91772-0001
www.sce.com

Your electricity bill

WHITE FENCE FARMS MUTUAL WATER / Page 1 of 6

For billing and service inquiries call 1-800-896-1245,
Mon - Fri 7 a.m. to 7 p.m. and Saturday 8 a.m. to 5 p.m.
For emergency services call 24 hrs a day, 7 days a week

Date bill prepared: Dec 28 '10

Customer account 2-28-398-6784
Service account 3-003-4216-87
41501 20TH ST W
PALMDALE, CA 93551
Rotating outage Group N001

Your account summary

Amount of your last bill	\$3,075.51
Payment we received on Dec 14 '10 - thank you	-\$3,075.51
Balance forward	\$0.00
Your new charges	\$2,161.83
Total amount you owe by Jan 17 '11	\$2,161.83

Compare the electricity you are using

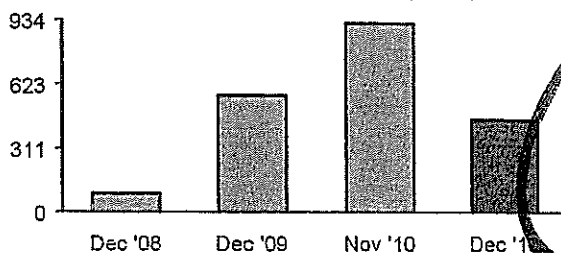
For meter 345M-006018 from Nov 22 '10 to Dec 22 '10
Total electricity you used this month in kWh

13,912

Your next meter read will be on or about Jan 25 '11.

	Electricity (kWh)	Maximum demand is 119.0 kW
Winter Season		
Mid peak	7,491	
Off peak	6,421	
Total	13,912	

Your daily average electricity usage (kWh)



Please return the payment stub below with your payment and make your check payable to Southern California Edison.
If you want to pay in person, call 1-800-747-8908 for locations, or you can pay online at www.sce.com.

(14-574)

Tear here

Tear here



Customer account 2-28-398-6784
Please write this number on your check. Make your
check payable to Southern California Edison.

Amount due by Jan 17 '11 \$2,161.83

Amount enclosed \$

CSS1228.P5.0021.003332 01 AT 0.357 **C002

WHITE FENCE FARMS MUTUAL WATER

41901 20TH ST W
PALMDALE, CA 93551-1315

P.O. BOX 300
ROSEMEAD, CA 91772-0001

28 398 6784 00000095 000000000000216183000216183

Usage comparison

	Dec '08	Dec '09	Jan '10	Feb '10	Mar '10	Apr '10	May '10	Jun '10	Jul '10	Aug '10	Sep '10	Oct '10	Nov '10	Dec '10
Total kWh used	3,070	18,044	15,640	11,554	15,105	16,627	39,736	41,641	42,049	42,333	37,875	27,367	28,967	13,912
Number of days	29	31	32	31	29	28	31	30	30	31	30	30	31	30
Appx. average kWh used/day	105	582	488	372	520	593	1,281	1,388	1,401	1,365	1,262	912	934	463

Details of your new charges

Your rate: TOU-PA-A

Billing period: Nov 22 '10 to Dec 22 '10 (30 days)

Delivery charges

Energy-Winter		
Mid peak	7,491 kWh x \$0.01260	\$94.39
Off peak	6,421 kWh x \$0.01260	\$80.90
DWR bond charge	13,912 kWh x \$0.00515	\$71.65
Customer charge		\$122.94
Service charge	165 HP x \$5.87000	\$968.55

Your Delivery charges include:

- \$158.78 transmission charges
- \$970.69 distribution charges
- \$8.90 nuclear decommissioning charges
- \$112.97 public purpose programs charge
- \$12.11 new system generation charge

Generation charges

DWR		
Energy-Winter		
Mid peak	2,048 kWh x \$0.03763	\$77.07
Off peak	1,756 kWh x \$0.03763	\$66.08
SCE		
Energy-Winter		
Mid peak	5,443 kWh x \$0.07782	\$423.57
Off peak	4,665 kWh x \$0.03444	\$160.66

Your Generation charges include:

- \$31.16 competition transition charge

Your overall energy charges include:

- \$18.71 franchise fees

Subtotal of your new charges		\$2,065.81
Los Angeles Co UUT	\$2,065.81 x 4.50000 %	\$92.96
State tax	13,912 kWh x \$0.00022	\$3.06
Your new charges		\$2,161.83

Additional information:

- DWR provided 27.342% of the energy you used this month
- Service voltage: 480 volts
- Billing horsepower: 165.0 HP

WHITE FENCE FARMS MUTUAL WATER CO.

41901 N. 20TH STREET WEST
PALMDALE, CA 93551

WELLS FARGO BANK, N.A.

CALIFORNIA
WELLSFARGO.COM

13686

16-24-1220
02/01/2011

PAY TO THE ORDER OF Southern California Edison

\$ **1,952.30

One Thousand Nine Hundred Fifty-Two and 30/100*****

DOLLARS

Southern California Edison
42060 10th St West
Lancaster, CA 93534

[Signature]

[Signature]

MEMO 2-28-398-6784 2/15/11 City

WHITE FENCE FARMS MUTUAL WATER CO.

Southern California Edison

Date	Type	Reference
02/01/2011	Bill	6784 2/15/11

Original Amt.
1,952.30

Balance Due
1,952.30

02/01/2011

Discount

Check Amount

13686

Payment

1,952.30

1,952.30

COUNTY

Wells Fargo 2-28-398-6784 2/15/11 City

1,952.30

WHITE FENCE FARMS MUTUAL WATER CO.

Southern California Edison

Date	Type	Reference
02/01/2011	Bill	6784 2/15/11

Original Amt.
1,952.30

Balance Due
1,952.30

02/01/2011

Discount

Check Amount

13686

Payment

1,952.30

1,952.30

Wells Fargo 2-28-398-6784 2/15/11 City

1,952.30



P.O. Box 300
Rosemead, CA
91772-0001
www.sce.com

Your electricity bill

WHITE FENCE FARMS MUTUAL WATER / Page 1 of 6

For billing and service inquiries call 1-800-896-1245,
Mon - Fri 7 a.m. to 7 p.m. and Saturday 8 a.m. to 5 p.m.
For emergency services call 24 hrs a day, 7 days a week

Date bill prepared: Jan 27 '11

Customer account 2-28-398-6784
Service account 3-003-4216-87
41501 20TH ST W
PALMDALE, CA 93551
Rotating outage Group N001

Your account summary

Amount of your last bill	\$2,161.83
Payment we received on Jan 13 '11 - thank you	-\$2,161.83
Balance forward	\$0.00
Your new charges	\$1,952.30
Total amount you owe by Feb 15 '11	\$1,952.30


Compare the electricity you are using

For meter 345M-006018 from Dec 22 '10 to Jan 25 '11
Total electricity you used this month in kWh

9,125

Your next meter read will be on or about Feb 24 '11.

	Electricity (kWh)	Maximum demand is 117.0 kW
Winter Season		
Mid peak	4,276	
Off peak	4,749	
Total	9,125	



Please return the payment stub below with your payment and make your check payable to Southern California Edison.
If you want to pay in person, call 1-800-747-8908 for location and you can pay online at www.sce.com.

Tear here

(14-574)

Tear here



Customer account 2-28-398-6784
Please write this number on your check. Make your
check payable to Southern California Edison.

Amount due by Feb 15 '11 \$1,952.30

Amount enclosed \$

CSS0127.P5.0009.001498 01 AT 0.357 **C002

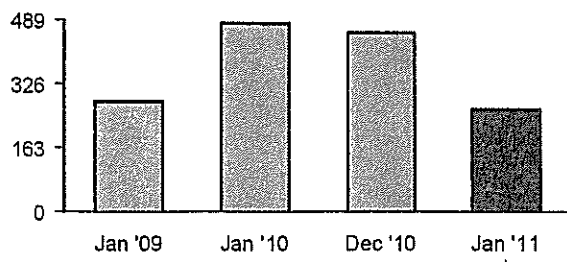


WHITE FENCE FARMS MUTUAL WATER
41901 20TH ST W
PALMDALE, CA 93551-1315

P.O. BOX 300
ROSEMEAD, CA 91772-0001

28 398 6784 00000098 0000000000001952300000195230

Your daily average electricity usage (kWh)



* Irregular billing period

Usage comparison

	Jan '09	Jan '10	Feb '10	Mar '10	Apr '10	May '10	Jun '10	Jul '10	Aug '10	Sep '10	Oct '10	Nov '10	Dec '10	Jan '11
Total kWh used	8,950	15,640	11,554	15,105	16,627	39,736	41,641	42,049	42,333	37,875	27,367	28,967	13,912	9,125
Number of days	31	32	31	29	28	31	30	30	31	30	30	31	30	34
Appx. average kWh used/day	288	488	372	520	593	1,281	1,388	1,401	1,365	1,262	912	934	463	268

Details of your new charges

Your rate: TOU-PA-A

Billing period: Dec 22 '10 to Jan 25 '11 (34 days)

Delivery charges

Energy-Winter

Mid peak	1,287 kWh x \$0.01260	\$16.22
Mid peak	3,089 kWh x \$0.01295	\$40.00
Off peak	1,397 kWh x \$0.01260	\$17.60
Off peak	3,352 kWh x \$0.01295	\$43.41
DWR bond charge	2,684 kWh x \$0.00515	\$13.82
DWR bond charge	6,441 kWh x \$0.00505	\$32.53
Customer charge		\$139.33
Service charge	165 HP x \$5.87000 x 34/30 days	\$1,097.69

Your Delivery charges include:

- \$183.47 transmission charges
- \$1,080.59 distribution charges
- \$5.84 nuclear decommissioning charges
- \$74.22 public purpose programs charge
- \$7.94 new system generation charge

Generation charges

DWR

Energy-Winter

Mid peak	336 kWh x \$0.03763	\$12.64
Mid peak	807 kWh x \$0.03952	\$31.89
Off peak	365 kWh x \$0.03763	\$13.73
Off peak	875 kWh x \$0.03952	\$34.58

SCE

Energy-Winter

Mid peak	3,233 kWh x \$0.07782	\$251.59
Off peak	3,509 kWh x \$0.03444	\$120.85

Your Generation charges include:

- \$20.44 competition transition charge

Your overall energy charges include:

- \$16.90 franchise fees

Additional information:

- DWR provided 26.109% of the energy you used this month
- Service voltage: 480 volts
- Billing horsepower: 165.0 HP

(Continued on next page)

13729

WHITE FENCE FARMS MUTUAL WATER CO.

41901 N. 20TH STREET WEST
PALMDALE, CA 93551

WELLS FARGO BANK, N.A.

CALIFORNIA
WELLSFARGO.COM

16-24-1220

03/01/2011

PAY TO THE ORDER OF Southern California Edison

\$ **1,818.19

One Thousand Eight Hundred Eighteen and 19/100*****

DOLLARS

Southern California Edison
42060 10th St West
Lancaster, CA 93534

MEMO 2-28-398-6784 County 3/17/11

WHITE FENCE FARMS MUTUAL WATER CO.

Southern California Edison

Date	Type	Reference
03/01/2011	Bill	6784 County 3/17/11

Original Amt.
1,818.19

Balance Due
1,818.19

Check Amount

03/01/2011

13729

Payment

1,818.19

1,818.19

Wells Fargo - 2-28-398-6784 County 3/17/11

1,818.19

WHITE FENCE FARMS MUTUAL WATER CO.

Southern California Edison

Date	Type	Reference
03/01/2011	Bill	6784 County 3/17/11

Original Amt.
1,818.19

Balance Due
1,818.19

Check Amount

03/01/2011

13729

Payment

1,818.19

1,818.19

Wells Fargo - 5 2-28-398-6784 County 3/17/11

1,818.19



P.O. Box 300
Rosemead, CA
91772-0001
www.sce.com

Your electricity bill

WHITE FENCE FARMS MUTUAL WATER / Page 1 of 6

For billing and service inquiries call 1-800-896-1245,
Mon - Fri 7 a.m. to 7 p.m. and Saturday 8 a.m. to 5 p.m.
For emergency services call 24 hrs a day, 7 days a week

Date bill prepared: Feb 26 '11

Customer account 2-28-398-6784

Service account 3-003-4216-87
41501 20TH ST W
PALMDALE, CA 93551

Rotating outage Group N001

Your account summary

Amount of your last bill	\$1,952.30
Payment we received on Feb 04 '11 - thank you	-\$1,952.30
Balance forward	\$0.00
Your new charges	\$1,818.19
Total amount you owe by Mar 17 '11	\$1,818.19

Compare the electricity you are using

For meter 345M-006018 from Jan 25 '11 to Feb 23 '11
Total electricity you used this month in kWh

9,773

Your next meter read will be on or about Mar 25 '11.

	Electricity (kWh)	Maximum demand is 112.0 kW
Winter Season		
Mid peak	3,766	
Off peak	6,007	
Total	9,773	

COUNTY

Please return the payment stub below with your payment and make your check payable to Southern California Edison.
If you want to pay in person, call 1-800-747-8908 for locations, or you can pay online at www.sce.com.

Tear here

Tear here



Customer account 2-28-398-6784
Please write this number on your check. Make your
check payable to Southern California Edison.

Amount due by Mar 17 '11 \$1,818.19

Amount enclosed \$

CSS0226.P5.0012.001971 01 AT 0.357 **C002

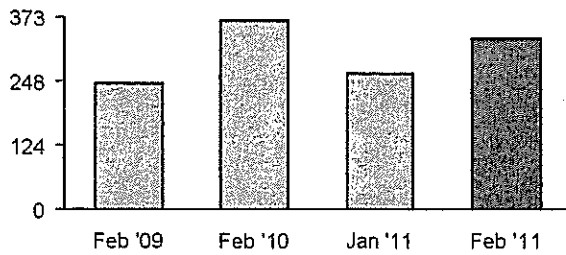


WHITE FENCE FARMS MUTUAL WATER
41901 20TH ST W
PALMDALE, CA 93551-1315

P.O. BOX 300
ROSEMEAD, CA 91772-0001

28 398 6784 00000093 000000000000181819000181819

Your daily average electricity usage (kWh)



* Irregular billing period

Usage comparison

	Feb '09	Feb '10	Mar '10	Apr '10	May '10	Jun '10	Jul '10	Aug '10	Sep '10	Oct '10	Nov '10	Dec '10	Jan '11	Feb '11
Total kWh used	8,251	11,554	15,105	16,627	39,735	41,641	42,049	42,333	37,875	27,367	28,967	13,912	9,125	9,773
Number of days	33	31	29	28	31	30	30	31	30	30	31	30	34	29
Appx. average kWh used/day	250	372	520	593	1,281	1,388	1,401	1,365	1,262	912	934	463	268	337

Details of your new charges

Your rate: TOU-PA-A

Billing period: Jan 25 '11 to Feb 23 '11 (29 days)

Delivery charges

Energy-Winter		
Mid peak	3,766 kWh x \$0.01295	\$48.77
Off peak	6,007 kWh x \$0.01295	\$77.79
DWR bond charge	9,773 kWh x \$0.00505	\$49.35
Customer charge		\$122.94
Service charge	165 HP x \$5.87000	\$968.55

Your Delivery charges include:

- \$162.87 transmission charges
- \$958.52 distribution charges
- \$6.25 nuclear decommissioning charges
- \$79.55 public purpose programs charge
- \$8.51 new system generation charge

Generation charges

DWR		
Energy-Winter		
Mid peak	999 kWh x \$0.03952	\$39.48
Off peak	1,593 kWh x \$0.03952	\$62.96
SCE		
Energy-Winter		
Mid peak	2,767 kWh x \$0.07782	\$215.33
Off peak	4,414 kWh x \$0.03444	\$152.02

Your Generation charges include:

- \$21.89 competition transition charge

Your overall energy charges include:

- \$15.73 franchise fees

Subtotal of your new charges		\$1,737.19
Los Angeles Co UUT	\$1,737.19 x 4.50000 %	\$78.17
State tax	9,773 kWh x \$0.00029	\$2.83
Your new charges		\$1,818.19

Additional information:

- DWR provided 26.516% of the energy you used this month
- Service voltage: 480 volts
- Billing horsepower: 165.0 HP

13796

WHITE FENCE FARMS MUTUAL WATER CO.

41901 N. 20TH STREET WEST
PALMDALE, CA 93551

WELLS FARGO BANK, N.A.

CALIFORNIA
WELLSFARGO.COM


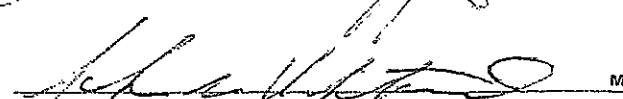
16-24-1220

04/18/2011

PAY TO THE ORDER OF Southern California Edison

\$ **1,936.33

One Thousand Nine Hundred Thirty-Six and 33/100*****

DOLLARS Southern California Edison
42060 10th St West
Lancaster, CA 93534
 MP

MEMO 2-28-398-6784 County 5/2/11

WHITE FENCE FARMS MUTUAL WATER CO.

Southern California Edison

04/18/2011

13796

Date	Type	Reference	Original Amt.	Balance Due	Discount	Payment
04/18/2011	Bill	6784- 5/2/11 County	1,936.33	1,936.33		1,936.33
				Check Amount		1,936.33

Wells Fargo 2-28-398-6784 County 5/2/11 1,936.33

WHITE FENCE FARMS MUTUAL WATER CO.

Southern California Edison

04/18/2011

13796

Date	Type	Reference	Original Amt.	Balance Due	Discount	Payment
04/18/2011	Bill	6784- 5/2/11 County	1,936.33	1,936.33		1,936.33
				Check Amount		1,936.33

Wells Fargo - 2-28-398-6784 County 5/2/11 1,936.33



P.O. Box 300
Rosemead, CA
91772-0001
WWW.SCE.COM

Your electricity bill

WHITE FENCE FARMS MUTUAL WATER / Page 1 of 6

For billing and service inquiries call 1-800-896-1245,
Mon - Fri 7 a.m. to 7 p.m. and Saturday 8 a.m. to 5 p.m.
For emergency services call 24 hrs a day, 7 days a week

Date bill prepared: Apr 13 '11

Customer account 2-28-398-6784
Service account 3-003-4216-87
41501 20TH ST W
PALMDALE, CA 93551
Rotating outage Group N001

Your account summary

Amount of your last bill	\$1,818.19
Payment we received on Mar 04 '11 - thank you	-\$1,818.19
Balance forward	\$0.00
Your new charges	\$1,936.33
Total amount you owe by May 2 '11	\$1,936.33

Compare the electricity you are using

For meter 345-009118 from Feb 23 '11 to Mar 25 '11
Total electricity you used this month in kWh

3,520

Your next meter read will be on or about Apr 25 '11.

For meter 345M-006018 from Feb 23 '11 to Mar 25 '11
Total electricity you used this month in kWh

6,516

Maximum demand is 113.0 kW

	Electricity (kWh)
Winter Season	
Mid peak	6,638
Off peak	3,338
Total	10,036

COUNTY

Please return the payment stub below with your payment and make your check payable to Southern California Edison.
If you want to pay in person, call 1-800-747-8908 for locations or you can pay online at www.sce.com.

(14-574)

Tear here

Tear here



Customer account 2-28-398-6784
Please write this number on your check. Make your
check payable to Southern California Edison.

Amount due by May 2 '11 \$1,936.33

Amount enclosed \$

CSS0413.P5.0018.002876 01 AT 0.357 **C002

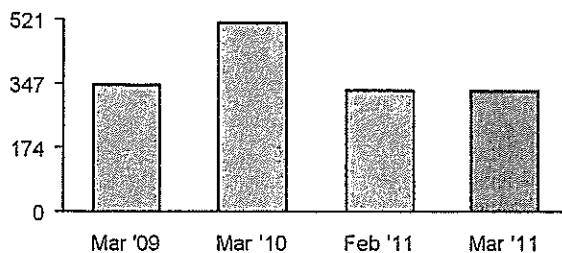


WHITE FENCE FARMS MUTUAL WATER
41901 20TH ST W
PALMDALE, CA 93551-1315

P.O. BOX 300
ROSEMEAD, CA 91772-0001

28 398 6784 00000093 000000000000193633000193633

Your daily average electricity usage (kWh)



* Irregular billing period

Usage comparison

	Mar '09	Mar '10	Apr '10	May '10	Jun '10	Jul '10	Aug '10	Sep '10	Oct '10	Nov '10	Dec '10	Jan '11	Feb '11	Mar '11
Total kWh used	10,182	15,105	16,627	39,736	41,641	42,049	42,333	37,875	27,367	28,967	13,912	9,125	9,773	10,036
Number of days	29	29	28	31	30	30	31	30	30	31	30	34	29	30
Appx. average kWh used/day	351	520	593	1,281	1,388	1,401	1,365	1,262	912	934	463	268	337	334

Details of your new charges

Your rate: TOU-PA-A

Billing period: Feb 23 '11 to Mar 25 '11 (30 days)

Delivery charges

Energy-Winter		
Mid peak	6,698 kWh x \$0.01295	\$86.74
Off peak	3,338 kWh x \$0.01295	\$43.23
DWR bond charge	10,036 kWh x \$0.00505	\$50.68
Customer charge		\$122.94
Service charge	165 HP x \$5.87000 x 6/30 days	\$193.71
Service charge	165 HP x \$5.93000 x 24/30 days	\$782.76

Your Delivery charges include:

- \$170.82 transmission charges
- \$959.29 distribution charges
- \$6.42 nuclear decommissioning charges
- \$81.69 public purpose programs charge
- \$8.73 new system generation charge

Generation charges

DWR		
Energy-Winter		
Mid peak	1,848 kWh x \$0.03952	\$73.03
Off peak	921 kWh x \$0.03952	\$36.40
SCE		
Energy-Winter		
Mid peak	4,850 kWh x \$0.07782	\$377.43
Off peak	2,417 kWh x \$0.03444	\$83.24

Your Generation charges include:

- \$22.48 competition transition charge

Your overall energy charges include:

- \$16.76 franchise fees

Additional information:

- DWR provided 27.584% of the energy you used this month
- Service voltage: 480 volts
- Billing horsepower: 165.0 HP

Subtotal of your new charges		\$1,850.16
Los Angeles Co UUT	\$1,850.16 x 4.50000 %	\$83.26
State tax	10,036 kWh x \$0.00029	\$2.91
Your new charges		\$1,936.33

WHITE FENCE FARMS MUTUAL WATER CO.41901 N. 20TH STREET WEST
PALMDALE, CA 93551

WELLS FARGO BANK, N.A.

CALIFORNIA
WELLSFARGO.COM

13832



16-24-1220

05/24/2011

PAY TO THE ORDER OF Southern California Edison

\$ **2,428.06

Two Thousand Four Hundred Twenty-Eight and 06/100*****

DOLLARS Southern California Edison
42060 10th St West
Lancaster, CA 93534
 MP

MEMO 2-28-398-6784 County 5/31/11

WHITE FENCE FARMS MUTUAL WATER CO.

Southern California Edison

05/24/2011

13832

Date	Type	Reference	Original Amt.	Balance Due	Discount	Payment
05/20/2011	Bill	6784 County 5/31/11	2,428.06	2,428.06		2,428.06
				Check Amount		2,428.06

Wells Fargo 2-28-398-6784 County 5/31/11

2,428.06

WHITE FENCE FARMS MUTUAL WATER CO.

Southern California Edison

05/24/2011

13832

Date	Type	Reference	Original Amt.	Balance Due	Discount	Payment
05/20/2011	Bill	6784 County 5/31/11	2,428.06	2,428.06		2,428.06
				Check Amount		2,428.06

Wells Fargo - 2-28-398-6784 County 5/31/11

2,428.06

For billing and service inquiries call 1-800-896-1245,
Mon - Fri 7 a.m. to 7 p.m. and Saturday 8 a.m. to 5 p.m.
For emergency services call 24 hrs a day, 7 days a week

Date bill prepared: May 10 '11

Customer account 2-28-398-6784

Service account 3-003-4216-87
41501 20TH ST W
PALMDALE, CA 93551

Rotating outage Group N001

Your account summary

Amount of your last bill	\$1,936.33
Payment we received on May 02 '11 - thank you	-\$1,936.33
Balance forward	\$0.00
Your new charges	\$2,428.06
Total amount you owe by May 31 '11	\$2,428.06

Compare the electricity you are using

For meter 345-009118 from Mar 25 '11 to Apr 25 '11
Total electricity you used this month in kWh

18,360

Your next meter read will be on or about May 24 '11.

	Electricity (kWh)	Maximum demand is 113.0 kW
Winter Season		
Mid peak	7,290	
Off peak	11,070	
Total	18,360	

Country

Please return the payment stub below with your payment and make your check payable to Southern California Edison.
If you want to pay in person, call 1-800-747-8968 for locations, or you can pay online at www.sce.com.

(14-574) Tear here

Tear here



Customer account 2-28-398-6784
Please write this number on your check. Make your
check payable to Southern California Edison.

Amount due by May 31 '11 **\$2,428.06**

Amount enclosed \$

CSS0510.P5.0018.003061 01 AT 0.365 **C002

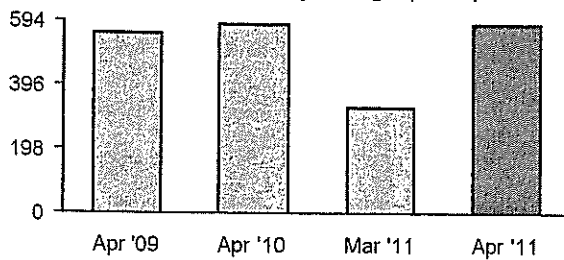
|||||

WHITE FENCE FARMS MUTUAL WATER
41901 20TH ST W
PALMDALE, CA 93551-1315

P.O. BOX 300
ROSEMEAD, CA 91772-0001

28 398 6784 00000092 000000000000242806000242806

Your daily average electricity usage (kWh)



* Irregular billing period

Usage comparison

	Apr '09	Apr '10	May '10	Jun '10	Jul '10	Aug '10	Sep '10	Oct '10	Nov '10	Dec '10	Jan '11	Feb '11	Mar '11	Apr '11
Total kWh used	18,092	16,627	39,736	41,641	42,049	42,333	37,875	27,367	28,967	13,912	9,125	9,773	10,036	18,360
Number of days	32	28	31	30	30	31	30	30	31	30	34	29	30	31
Appx. average kWh used/day	565	593	1,281	1,388	1,401	1,365	1,262	912	934	463	268	337	334	592

Details of your new charges

Your rate: TOU-PA-A

Billing period: Mar 25 '11 to Apr 25 '11 (31 days)

Delivery charges

Energy-Winter		
Mid peak	7,290 kWh x \$0.01295	\$94.41
Off peak	11,070 kWh x \$0.01295	\$143.36
DWR bond charge	18,360 kWh x \$0.00505	\$92.72
Customer charge		\$122.94
Service charge	165 HP x \$5.93000	\$978.45

Your Delivery charges include:

- \$173.80 transmission charges
- \$983.77 distribution charges
- \$11.75 nuclear decommissioning charges
- \$149.45 public purpose programs charge
- \$15.97 new system generation charge

Generation charges

DWR		
Energy-Winter		
Mid peak	2,028 kWh x \$0.03952	\$80.15
Off peak	3,079 kWh x \$0.03952	\$121.68
SCE		
Energy-Winter		
Mid peak	5,262 kWh x \$0.07782	\$409.49
Off peak	7,991 kWh x \$0.03444	\$275.21

Your Generation charges include:

- \$41.13 competition transition charge

Your overall energy charges include:

- \$21.00 franchise fees

Subtotal of your new charges		\$2,318.41
Los Angeles Co UUT	\$2,318.41 x 4.50000 %	\$104.33
State tax	18,360 kWh x \$0.00029	\$5.32
Your new charges		\$2,428.06

Additional information:

- DWR provided 27.817% of the energy you used this month
- Service voltage: 480 volts
- Billing horsepower: 165.0 HP

13874

WHITE FENCE FARMS MUTUAL WATER CO.

41901 N. 20TH STREET WEST
PALMDALE, CA 93551

WELLS FARGO BANK, N.A.

CALIFORNIA
WELLSFARGO.COM

16-24-1220

06/22/2011

PAY TO THE
ORDER OF

Southern California Edison

\$**3,111.01



Three Thousand One Hundred Eleven and 01/100*****

DOLLARS

Southern California Edison
PO Box 300
Rosemead, CA 91772-0001

MEMO

2-28-398-6784 County

WHITE FENCE FARMS MUTUAL WATER CO.

Southern California Edison

Date	Type	Reference
06/22/2011	Bill	6784- County

Original Amt.
3,111.01

Balance Due
3,111.01

Check Amount


06/22/2011

13874

Payment

3,111.01

3,111.01



Wells Fargo - 2-28-398-6784 County

3,111.01

WHITE FENCE FARMS MUTUAL WATER CO.

Southern California Edison

Date	Type	Reference
06/22/2011	Bill	6784- County

Original Amt.
3,111.01

Balance Due
3,111.01

Check Amount

06/22/2011

13874

Payment

3,111.01

3,111.01

Wells Fargo - 2-28-398-6784 County

3,111.01

For billing and service inquiries call 1-800-896-1245,
Mon - Fri 7 a.m. to 7 p.m. and Saturday 8 a.m. to 5 p.m.
For emergency services call 24 hrs a day, 7 days a week

Customer account 2-28-398-6784

41901 20TH ST W
PALMDALE, CA 93551-1315

Date bill prepared: Jun 9 '11

Your account summary

Amount of your last bill	\$2,428.06
Payment we received on Jun 03 '11 - thank you	-\$2,428.06
Balance forward	\$0.00
Your new charges	\$3,090.10
Late payment charge	\$20.91
Total amount you owe by Jun 28 '11	\$3,111.01

MS. Luna acct manager

Summary of your billing detail

Service account	Service address	Billing period	Your rate	New charges
3-003-4216-87	41501 20TH ST W PALMDALE, CA	Mar 25 '11 to Apr 25 '11	TOU-PA-A	-\$2,428.06
Billing correction				
3-003-4216-87	41501 20TH ST W PALMDALE, CA	Mar 25 '11 to Apr 25 '11	TOU-PA-A	\$2,409.61
3-003-4216-87	41501 20TH ST W PALMDALE, CA	Apr 25 '11 to May 23 '11	TOU-PA-A	\$3,108.55
				\$3,090.10

Things you should know

You may notice a change in your billing statement.....

Effective 6/1/2011, the billing rates that calculate your bill have been modified. You may notice reoccurring line items in the "Details of your new charges" section reflecting the bill calculation before and after the rate change. The first line items reflect the rates prior to 6/1/2011 and the second line items reflect the rates after 6/1/2011. For more information, please visit www.sce.com/bill_change.

country

Please return the payment stub below with your payment and make your check payable to Southern California Edison.
If you want to pay in person, call 1-800-747-8908 for locations, or you can pay online at www.sce.com.

(14-574) Tear here

Tear here



Customer account 2-28-398-6784
Please write this number on your check. Make your
check payable to Southern California Edison.

Amount due by Jun 28 '11 **\$3,111.01**

Amount enclosed \$

WHITE FENCE FARMS MUTUAL WATER
41901 20TH ST W
PALMDALE, CA 93551-1315

P.O. BOX 300
ROSEMEAD, CA 91772-0001

28 398 6784 00000099 000000000000311101000311101

Service account 3-003-4216-87
Service address 41501 20TH ST W
PALMDALE, CA 93551
Rotating outage Group N001

Compare the electricity you are using

For meter 345-009118 from Mar 25 '11 to Apr 25 '11
Total electricity you used this month in kWh

10,640

Your next meter read will be on or about Jun 23 '11.

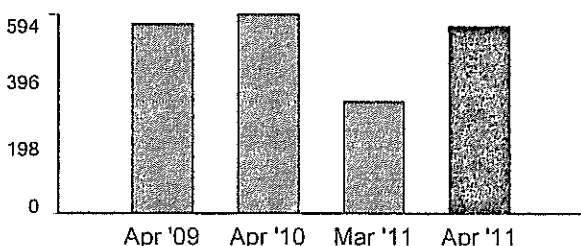
For meter 345M-006579 from Mar 25 '11 to Apr 25 '11
Total electricity you used this month in kWh

6,752

Maximum demand is 122.0 kW

Electricity (kWh)	
Winter Season	
Mid peak	8,400
Off peak	8,992
Total	17,392

Your daily average electricity usage (kWh)



* Irregular billing period

Usage comparison

	Apr '09	Apr '10	May '10	Jun '10	Jul '10	Aug '10	Sep '10	Oct '10	Nov '10	Dec '10	Jan '11	Feb '11	Mar '11	Apr '11
Total kWh used	18,092	16,627	39,736	41,641	42,049	42,333	37,875	27,367	28,967	13,912	9,125	9,773	10,036	17,392
Number of days	32	28	31	30	30	31	30	30	31	30	31	29	30	31
Appx. average kWh used/day	565	593	1,281	1,388	1,401	1,365	1,262	912	934	463	268	337	334	561

Details of your new charges

Your rate: TOU-PA-A

Billing period: Mar 25 '11 to Apr 25 '11 (31 days)

Delivery charges

Energy-Winter

Mid peak 8,400 kWh x \$0.01295
Off peak 8,992 kWh x \$0.01295
DWR bond charge 17,392 kWh x \$0.00505
Customer charge
Service charge 165 HP x \$5.93000

\$108.78
\$116.45
\$87.83
\$122.94
\$978.45

Your Delivery charges include:

- \$173.68 transmission charges
- \$980.93 distribution charges
- \$11.13 nuclear decommissioning charges
- \$141.57 public purpose programs charge
- \$15.13 new system generation charge

Generation charges

DWR

Energy-Winter

Mid peak 2,337 kWh x \$0.03952
Off peak 2,501 kWh x \$0.03952

\$92.36
\$98.84

Your Generation charges include:

- \$38.96 competition transition charge

(Continued on next page)

(Continued on next page)

Service account 3-003-4216-87
Service address 41501 20TH ST W
PALMDALE, CA 93551
Rotating outage Group N001

Compare the electricity you are using

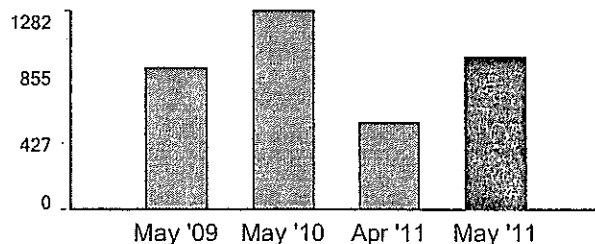
For meter 345M-006579 from Apr 25 '11 to May 23 '11

Total electricity you used this month in kWh 27,611

Your next meter read will be on or about Jun 23 '11.

	Electricity (kWh)	Maximum demand is 127.0 kW
Winter Season		
Mid peak	11,961	
Off peak	15,650	
Total	27,611	

Your daily average electricity usage (kWh)



* Irregular billing period

Usage comparison

	May '09	May '10	Jun '10	Jul '10	Aug '10	Sep '10	Oct '10	Nov '10	Dec '10	Jan '11	Feb '11	Mar '11	Apr '11	May '11
Total kWh used	27,401	39,736	41,641	42,049	42,333	37,875	27,367	28,967	13,912	9,125	9,773	10,036	17,392	27,611
Number of days	30	31	30	30	31	30	30	31	30	34	29	30	31	28
Appx. average kWh used/day	913	1,281	1,388	1,401	1,365	1,262	912	934	463	268	337	334	561	986

Details of your new charges

Your rate: TOU-PA-A

Billing period: Apr 25 '11 to May 23 '11 (28 days)

Delivery charges

Energy-Winter

Mid peak	11,961 kWh x \$0.01295
Off peak	15,650 kWh x \$0.01295
DWR bond charge	27,611 kWh x \$0.00505
Customer charge	
Service charge	165 HP x \$5.93000

\$154.89
\$202.67
\$139.44
\$122.94
\$978.45

Your Delivery charges include:

- \$174.92 transmission charges
- \$1,010.97 distribution charges
- \$17.67 nuclear decommissioning charges
- \$224.75 public purpose programs charge
- \$24.03 new system generation charge

Generation charges

DWR

Energy-Winter

Mid peak	3,196 kWh x \$0.03952
Off peak	4,182 kWh x \$0.03952

\$126.31
\$165.27

Your Generation charges include:

- \$61.85 competition transition charge

SCE

Energy-Winter

Mid peak	8,765 kWh x \$0.07782
----------	-----------------------

\$682.09

Your overall energy charges include:

- \$26.87 franchise fees

(Continued on next page)

(Continued on next page)

13894

WHITE FENCE FARMS MUTUAL WATER CO.

41901 N. 20TH STREET WEST
PALMDALE, CA 93551

WELLS FARGO BANK, N.A.
CALIFORNIA
WELLSFARGO.COM

16-24-1220

07/01/2011

PAY TO THE ORDER OF Southern California Edison

\$**4,135.67

Four Thousand One Hundred Thirty-Five and 67/100*****

DOLLARS

Southern California Edison
PO Box 300
Rosemead, CA 91772-0001

MEMO 2-28-398-6784 County 7/14/11

[Handwritten signature]
[Handwritten signature]

WHITE FENCE FARMS MUTUAL WATER CO.

Southern California Edison

Date	Type	Reference
06/24/2011	Bill	6784 7/14/11

Original Amt.
4,135.67

Balance Due
4,135.67

07/01/2011
Discount

13894
Payment
4,135.67
Check Amount
4,135.67

Last yr
Bill

\$4636.72

COUNTY

nty 7/14/11

4,135.67

WATER CO.

decline \$ 521.05

Date	Type	Reference
06/24/2011	Bill	6784 7/14/11

Original Amt.
4,135.67

Balance Due
4,135.67

07/01/2011
Discount

13894
Payment
4,135.67
Check Amount
4,135.67

May 23 - Jun 22

Wells Fargo

2-28-398-6784 County 7/14/11

4,135.67

For billing and service inquiries call 1-800-896-1245,
Mon - Fri 7 a.m. to 7 p.m. and Saturday 8 a.m. to 5 p.m.
For emergency services call 24 hrs a day, 7 days a week

Date bill prepared: Jun 25 '11

Customer account 2-28-398-6784

Service account 3-003-4216-87
41501 20TH ST W
PALMDALE, CA 93551

Rotating outage Group N001

Your account summary

Amount of your last bill	\$3,111.01
Past due amount	\$3,111.01
Your new charges	\$4,135.67
Total amount you owe	\$7,246.68

Compare the electricity you are using


For meter 345M-006579 from May 23 '11 to Jun 22 '11
Total electricity you used this month in kWh

36,037

Your next meter read will be on or about Jul 25 '11.

	Electricity (kWh)
Winter Season	
Mid peak	3,744
Off peak	5,346
Summer Season	
On peak	5,146
Mid peak	6,824
Off peak	14,927
Total	36,037

Maximum demand is 135 kW



Please return the payment stub below with your payment and make your check payable to Southern California Edison.
If you want to pay in person, call 1-800-747-8908 for locations, or you can pay online at www.sce.com.

14-574) Tear here

Tear here



Customer account 2-28-398-6784
Please write this number on your check. Make your
check payable to Southern California Edison.

Past due charges - pay immediately	\$3,111.01
New charges - pay by Jul 14 '11	\$4,135.67
Total amount you owe	\$7,246.68

Amount enclosed \$ 4135.67

STMT 06252011 P5 C02 T0012 002166 01 AT 0.3620 C002

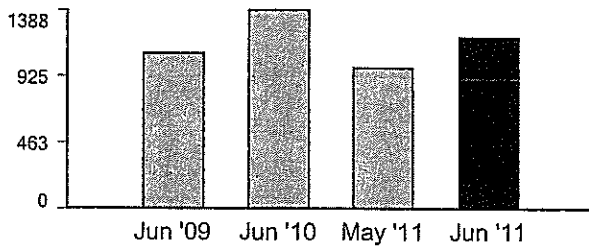


WHITE FENCE FARMS MUTUAL WATER
41901 20TH ST W
PALMDALE, CA 93551-1315

P.O. BOX 300
ROSEMEAD, CA 91772-0001

28 398 6784 00000099 000311101000413567000724668

Your daily average electricity usage (kWh)



* Irregular billing period

Usage comparison

	Jun '09	Jun '10	Jul '10	Aug '10	Sep '10	Oct '10	Nov '10	Dec '10	Jan '11	Feb '11	Mar '11	Apr '11	May '11	Jun '11
Total kWh used	31,533	41,641	42,049	42,333	37,875	27,367	28,967	13,912	9,125	9,773	10,036	17,392	27,611	36,037
Number of days	29	30	30	31	30	30	31	30	34	29	30	31	28	30
Appx. average kWh used/day	1,087	1,388	1,401	1,365	1,262	912	934	463	268	337	334	561	986	1,201

Details of your new charges

Your rate: TOU-PA-A

Billing period: May 23 '11 to Jun 22 '11 (30 days Winter/Summer Season)

Delivery charges

Energy-Winter		
Mid peak	3,744 kWh x \$0.01295	\$48.48
Off peak	5,346 kWh x \$0.01295	\$69.23
Energy-Summer		
On peak	5,146 kWh x \$0.01222	\$62.88
Mid peak	6,824 kWh x \$0.01222	\$83.39
Off peak	14,977 kWh x \$0.01222	\$183.02
DWR bond charge	36,037 kWh x \$0.00505	\$181.98
Customer charge		\$36.88
Customer charge		\$86.69
Service charge	165 HP x \$5.93000 x 9/30 days	\$293.54
Service charge	165 HP x \$5.91000 x 21/30 days	\$682.61

Your Delivery charges include:

- \$155.98 transmission charges
- \$1,015.22 distribution charges
- \$8.25 nuclear decommissioning charges
- \$322.71 public purpose programs charge
- \$35.94 new system generation charge

Your Generation charges include:

- \$78.30 competition transition charge

Your overall energy charges include:

- \$35.75 franchise fees

Generation charges

DWR		
Energy-Winter		
Mid peak	994 kWh x \$0.03952	\$39.28
Off peak	1,419 kWh x \$0.03952	\$56.08
Energy-Summer		
On peak	1,366 kWh x \$0.03952	\$53.98
Mid peak	1,811 kWh x \$0.03952	\$71.57
Off peak	3,975 kWh x \$0.03952	\$157.09
SCE		
Energy-Winter		
Mid peak	2,750 kWh x \$0.07782	\$214.01
Off peak	3,927 kWh x \$0.03444	\$135.25
Energy-Summer		
On peak	3,780 kWh x \$0.19976	\$755.09
Mid peak	5,013 kWh x \$0.07970	\$399.54
Off peak	11,002 kWh x \$0.03063	\$336.99

Additional information:

- DWR provided 26.540% of the energy you used this month
- Service voltage: 480 volts
- Billing horsepower: 165.0 HP

Subtotal of your new charges \$3,947.58

(Continued on next page)

WHITE FENCE FARMS MUTUAL WATER CO.

41901 20TH STREET WEST
PALMDALE, CA 93551

WELLS FARGO BANK, N.A.

CALIFORNIA
WELLSFARGO.COM

13941

16-24-1220

08/01/2011

PAY TO THE
ORDER OF

Southern California Edison

\$ **4,316.30

Four Thousand Three Hundred Sixteen and 30/100*****

DOLLARS

Southern California Edison
PO Box 300
Rosemead, CA 91772-0001

[Signature]
[Signature]

MEMO

2-28-398-6784 County 8/15/11

WHITE FENCE FARMS MUTUAL WATER CO.

Southern California Edison

Date	Type	Reference
08/01/2011	Bill	6784- County 8/15/11

Original Amt.
4,316.30

Balance Due	Discount	Check Amount
4,316.30		

08/01/2011

13941

Payment
4,316.30
4,316.30

County

Wells Fargo

2-28-398-6784 County 8/15/11

4,316.30

WHITE FENCE FARMS MUTUAL WATER CO.

Southern California Edison

Date	Type	Reference
08/01/2011	Bill	6784- County 8/15/11

Original Amt.
4,316.30

Balance Due	Discount	Check Amount
4,316.30		

08/01/2011

13941

Payment
4,316.30
4,316.30

Wells Fargo

2-28-398-6784 County 8/15/11

4,316.30

Details on back.



© 2011 Wells Fargo Bank, N.A.

For billing and service inquiries call 1-800-896-1245,
Mon - Fri 7 a.m. to 7 p.m. and Saturday 8 a.m. to 5 p.m.
For emergency services call 24 hrs a day, 7 days a week

Date bill prepared: Jul 27 '11

Customer account 2-28-398-6784

Service account 3-003-4216-87
41501 20TH ST W
PALMDALE, CA 93551

Rotating outage Group N001

Your account summary

Amount of your last bill	\$7,246.68
Payment we received on Jul 08 '11 - thank you	-\$4,135.67
Payment we received on Jun 27 '11 - thank you	-\$3,111.01
Balance forward	\$0.00
Your new charges	\$4,316.30
Total amount you owe by Aug 15 '11	\$4,316.30

*Last year Bill
\$4879.49*

*Saved
\$563.19*

u are using

22 '11

42,021

Your next meter read will be on or about Aug 23 '11.

Electricity (kWh)

Maximum demand is 136 kW

1,827

17,853

22,341

42,021

COUNTY

Please return the payment stub below with your payment and make your check payable to Southern California Edison.

If you want to pay in person, call 1-800-747-8088 for locations or you can pay online at www.sce.com.

(14-574)

Tear here

Tear here



Customer account 2-28-398-6784

Please write this number on your check. Make your
check payable to Southern California Edison.

Amount due by Aug 15 '11

\$4,316.30

Amount enclosed \$

STMT 07272011 P5 C02 T0039 007616 01 AT 0.3620 C002



WHITE FENCE FARMS MUTUAL WATER

41901 20TH ST W

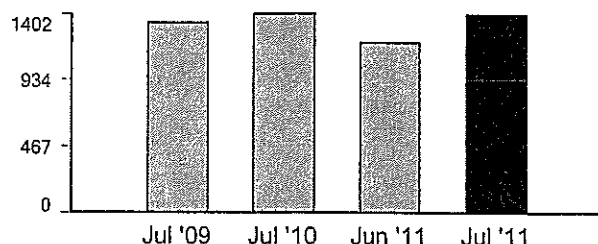
PALMDALE, CA 93551-1315

P.O. BOX 300

ROSEMEAD, CA 91772-0001

28 398 6784 00000098 000000000000431630000431630

Your daily average electricity usage (kWh)



* Irregular billing period

Usage comparison

	Jul '09	Jul '10	Aug '10	Sep '10	Oct '10	Nov '10	Dec '10	Jan '11	Feb '11	Mar '11	Apr '11	May '11	Jun '11	Jul '11
Total kWh used	38,860	42,049	42,333	37,875	27,367	28,967	13,912	9,125	9,773	10,036	17,392	27,611	36,037	42,021
Number of days	29	30	31	30	30	31	30	34	29	30	31	28	30	30
Appx. average kWh used/day	1,340	1,401	1,365	1,262	912	934	463	268	337	334	561	986	1,201	1,400

Details of your new charges

Your rate: TOU-PA-A

Billing period: Jun 22 '11 to Jul 22 '11 (30 days)

Delivery charges

Energy-Summer

On peak	1,827 kWh x \$0.01222	\$22.33
Mid peak	17,853 kWh x \$0.01222	\$218.16
Off peak	22,341 kWh x \$0.01222	\$273.01
DWR bond charge	42,021 kWh x \$0.00505	\$212.21
Customer charge		\$123.84
Service charge	165 HP x \$5.91000	\$975.15

Your Delivery charges include:

- \$145.54 transmission charges
- \$1,021.51 distribution charges
- \$3.78 nuclear decommissioning charges
- \$387.85 public purpose programs charge
- \$43.70 new system generation charge

Generation charges

DWR

Energy-Summer

On peak	401 kWh x \$0.03952	\$15.85
Mid peak	3,918 kWh x \$0.03952	\$154.84
Off peak	4,903 kWh x \$0.03952	\$193.77

Your Generation charges include:

- \$90.35 competition transition charge

SCE

Energy-Summer

On peak	1,426 kWh x \$0.19976	\$284.86
Mid peak	13,935 kWh x \$0.07970	\$1,110.62
Off peak	17,438 kWh x \$0.03063	\$534.13

Your overall energy charges include:

- \$37.30 franchise fees

Additional information:

- DWR provided 21.948% of the energy you used this month
- Service voltage: 480 volts
- Billing horsepower: 165.0 HP

Subtotal of your new charges		\$4,118.77
Los Angeles Co UUT	\$4,118.77 x 4.50000%	\$185.34
State tax	42,021 kWh x \$0.00029	\$12.19
Your new charges		\$4,316.30

WHITE FENCE FARMS MUTUAL WATER CO.

41901 20TH STREET WEST
PALMDALE, CA 93551

WELLS FARGO BANK, N.A.

CALIFORNIA
WELLSFARGO.COM

13971

16-24-1220

09/01/2011

PAY TO THE
ORDER OF

Southern California Edison

\$**4,479.72

Four Thousand Four Hundred Seventy-Nine and 72/100*****

DOLLARS

Southern California Edison
PO Box 300
Rosemead, CA 91772-0001

[Handwritten Signature]
[Handwritten Signature]

MEMO

2-28-398-6784 County 9/13/11

WHITE FENCE FARMS MUTUAL WATER CO.

Southern California Edison

Date	Type	Reference
09/01/2011	Bill	6784 9/13/11

Original Amt.
4,479.72

09/01/2011	Balance Due	Discount
	4,479.72	
	Check Amount	

13971	Payment
	4,479.72
	4,479.72

Last year
\$ 4756.04

less \$ 276.32

County

9/13/11

4,479.72

TER CO.

Southern California Edison

Date	Type	Reference
09/01/2011	Bill	6784 9/13/11

Original Amt.
4,479.72

09/01/2011	Balance Due	Discount
	4,479.72	
	Check Amount	

13971	Payment
	4,479.72
	4,479.72

Wells Fargo

2-28-398-6784 County 9/13/11

4,479.72



P.O. Box 300
Rosemead, CA
91772-0001
www.sce.com

Your electricity bill

WHITE FENCE FARMS MUTUAL WATER / Page 1 of 6

For billing and service inquiries call 1-800-896-1245,
Mon - Fri 7 a.m. to 7 p.m. and Saturday 8 a.m. to 5 p.m.
For emergency services call 24 hrs a day, 7 days a week

Date bill prepared: Aug 25 '11

Customer account 2-28-398-6784

Service account 3-003-4216-87
41501 20TH ST W
PALMDALE, CA 93551

Rotating outage Group N001

Your account summary

Amount of your last bill	\$4,316.30
Payment we received on Aug 08 '11 - thank you	-\$4,316.30
Balance forward	\$0.00
Your new charges	\$4,479.72
Total amount you owe by Sep 13 '11	\$4,479.72

Compare the electricity you are using

For meter 345M-006579 from Jul 22 '11 to Aug 22 '11

Total electricity you used this month in kWh 44,654

Your next meter read will be on or about Sep 22 '11.

	Electricity (kWh)
Summer Season	
On peak	1,554
Mid peak	19,440
Off peak	23,660
Total	44,654

Maximum demand is 142 kW

COUNTY

Please return the payment stub below with your payment and make your check payable to Southern California Edison.
If you want to pay in person, call 1-800-747-8908 for locations, or you can pay online at www.sce.com.

(14-574) Tear here

Tear here



Customer account 2-28-398-6784
Please write this number on your check. Make your
check payable to Southern California Edison.

Amount due by Sep 13 '11 \$4,479.72

Amount enclosed \$

STMT 08252011 P5 C02 T0016 003027 01 AT 0.3620 C002

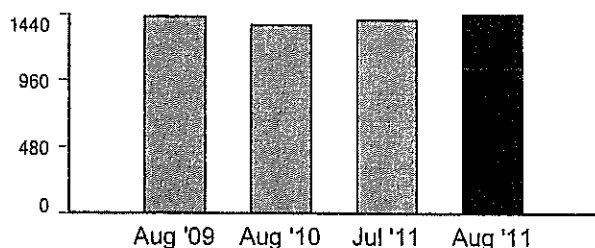


WHITE FENCE FARMS MUTUAL WATER
41901 20TH ST W
PALMDALE, CA 93551-1315

P.O. BOX 300
ROSEMEAD, CA 91772-0001

28 398 6784 00000098 000000000000447972000447972

Your daily average electricity usage (kWh)



* Irregular billing period

Usage comparison

	Aug '09	Aug '10	Sep '10	Oct '10	Nov '10	Dec '10	Jan '11	Feb '11	Mar '11	Apr '11	May '11	Jun '11	Jul '11	Aug '11
Total kWh used	44,205	42,333	37,875	27,367	28,967	13,912	9,125	9,773	10,036	17,392	27,611	36,037	42,021	44,654
Number of days	31	31	30	30	31	30	34	29	30	31	28	30	30	31
Appx. average kWh used/day	1,425	1,365	1,262	912	934	463	268	337	334	561	986	1,201	1,400	1,440

Details of your new charges

Your rate: TOU-PA-A

Billing period: Jul 22 '11 to Aug 22 '11 (31 days)

Delivery charges

Energy-Summer

On peak	1,554 kWh x \$0.01222	\$18.99
Mid peak	19,440 kWh x \$0.01222	\$237.56
Off peak	23,660 kWh x \$0.01222	\$289.13
DWR bond charge	44,654 kWh x \$0.00505	\$225.50
Customer charge		\$123.84
Service charge	165 HP x \$5.91000	\$975.15

Your Delivery charges include:

- \$143.91 transmission charges
- \$1,027.42 distribution charges
- \$4.02 nuclear decommissioning charges
- \$412.16 public purpose programs charge
- \$46.45 new system generation charge

Generation charges

DWR

Energy-Summer

On peak	342 kWh x \$0.03952	\$13.52
Mid peak	4,273 kWh x \$0.03952	\$168.87
Off peak	5,201 kWh x \$0.03952	\$205.54

Your Generation charges include:

- \$96.01 competition transition charge

SCE

Energy-Summer

On peak	1,212 kWh x \$0.19976	\$242.11
Mid peak	15,167 kWh x \$0.07970	\$1,208.81
Off peak	18,459 kWh x \$0.03063	\$565.40

Additional information:

- DWR provided 21.981% of the energy you used this month
- Service voltage: 480 volts
- Billing horsepower: 165.0 HP

Subtotal of your new charges		\$4,274.42
Los Angeles Co UUT	\$4,274.42 x 4.50000%	\$192.35
State tax	44,654 kWh x \$0.00029	\$12.95
Your new charges		\$4,479.72

WHITE FENCE FARMS MUTUAL WATER CO.

41901 20TH STREET WEST
PALMDALE, CA 93551

WELLS FARGO BANK, N.A.

CALIFORNIA
WELLSFARGO.COM

14015

16-24-1220

10/01/2011

PAY TO THE ORDER OF Southern California Edison

\$ **4,340.80

Four Thousand Three Hundred Forty and 80/100*****

DOLLARS 6

Southern California Edison
PO Box 300
Rosemead, CA 91772-0001

[Handwritten Signature]
[Handwritten Signature]

MEMO

2-28-398-6784 County 10/13/11

WHITE FENCE FARMS MUTUAL WATER CO.

Southern California Edison

Date	Type	Reference
09/27/2011	Bill	6784 County 10/13/11

Original Amt.
4,340.80

Balance Due
4,340.80

10/01/2011

14015

Check Amount

Payment
4,340.80
4,340.80

Last year
\$ 4332.80

Higher 2011
8.00

County

nty 10/13/11

4,340.80

WATER CO.

Southern California Edison

Date	Type	Reference
09/27/2011	Bill	6784 County 10/13/11

Original Amt.
4,340.80

Balance Due
4,340.80

10/01/2011

14015

Check Amount

Payment
4,340.80
4,340.80

Wells Fargo

2-28-398-6784 County 10/13/11

4,340.80

For billing and service inquiries call 1-800-896-1245,
Mon²- Fri 7 a.m. to 7 p.m. and Saturday 8 a.m. to 5 p.m.
For emergency services call 24 hrs a day, 7 days a week

Date bill prepared: Sep 24 '11

Customer account 2-28-398-6784

Service account 3-003-4216-87
41501 20TH ST W
PALMDALE, CA 93551

Rotating outage Group N001

Your account summary

Amount of your last bill	\$4,479.72
Payment we received on Sep 12 '11 - thank you	-\$4,479.72
Balance forward	\$0.00
Your new charges	\$4,340.80
Total amount you owe by Oct 13 '11	\$4,340.80

Compare the electricity you are using


For meter 345M-006579 from Aug 22 '11 to Sep 22 '11
Total electricity you used this month in kWh

42,651

Your next meter read will be on or about Oct 25 '11.

	Electricity (kWh)
Summer Season	
On peak	1,589
Mid peak	18,295
Off peak	22,767
Total	42,651

Maximum demand is 133 kW



Please return the payment stub below with your payment and make your check payable to Southern California Edison.
If you want to pay in person, call 1-800-747-8908 for locations, or you can pay online at www.sce.com.

14-574) Tear here

Tear here



Customer account 2-28-398-6784
Please write this number on your check. Make your
check payable to Southern California Edison.

Amount due by Oct 13 '11 **\$4,340.80**

Amount enclosed \$

STMT 09242011 P5 C02 T0033 006299 01 AT 0.3620 C002



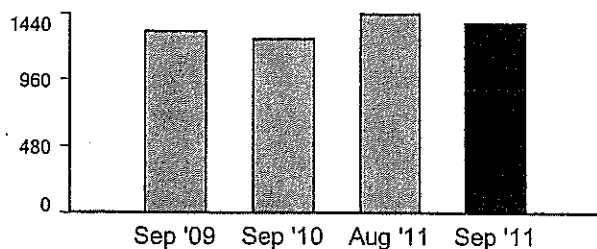
WHITE FENCE FARMS MUTUAL WATER

41901 20TH ST W
PALMDALE, CA 93551-1315

P.O. BOX 300
ROSEMEAD, CA 91772-0001

28 398 6784 00000092 0000000000004340800000434080

Your daily average electricity usage (kWh)



* Irregular billing period

Usage comparison

	Sep '09	Sep '10	Oct '10	Nov '10	Dec '10	Jan '11	Feb '11	Mar '11	Apr '11	May '11	Jun '11	Jul '11	Aug '11	Sep '11
Total kWh used	39,449	37,875	27,367	28,967	13,912	9,125	9,773	10,036	17,392	27,611	36,037	42,021	44,654	42,651
Number of days	30	30	30	31	30	34	29	30	31	28	30	30	31	31
Appx. average kWh used/day	1,314	1,262	912	934	463	268	337	334	561	986	1,201	1,400	1,440	1,375

Details of your new charges

Your rate: TOU-PA-A

Billing period: Aug 22 '11 to Sep 22 '11 (31 days)

Delivery charges

Energy-Summer

On peak	1,589 kWh x \$0.01222	\$19.42
Mid peak	18,295 kWh x \$0.01222	\$223.56
Off peak	22,767 kWh x \$0.01222	\$278.21
DWR bond charge	42,651 kWh x \$0.00505	\$215.39
Customer charge		\$123.84
Service charge	165 HP x \$5.91000	\$975.15

Your Delivery charges include:

- \$145.15 transmission charges
- \$1,022.93 distribution charges
- \$3.84 nuclear decommissioning charges
- \$393.67 public purpose programs charge
- \$44.36 new system generation charge

Generation charges

DWR

Energy-Summer

On peak	336 kWh x \$0.03952	\$13.28
Mid peak	3,866 kWh x \$0.03952	\$152.78
Off peak	4,811 kWh x \$0.03952	\$190.13

Your Generation charges include:

- \$91.70 competition transition charge

SCE

Energy-Summer

On peak	1,253 kWh x \$0.19976	\$250.30
Mid peak	14,429 kWh x \$0.07970	\$1,149.99
Off peak	17,956 kWh x \$0.03063	\$549.99

Your overall energy charges include:

- \$37.51 franchise fees

Additional information:

- DWR provided 21.133% of the energy you used this month
- Service voltage: 480 volts
- Billing horsepower: 165.0 HP

Subtotal of your new charges		\$4,142.04
Los Angeles Co UUT	\$4,142.04 x 4.50000%	\$186.39
State tax	42,651 kWh x \$0.00029	\$12.37
Your new charges		\$4,340.80

WHITE FENCE FARMS MUTUAL WATER CO.
41901 20TH STREET WEST
PALMDALE, CA 93551

WELLS FARGO BANK, N.A.
CALIFORNIA
WELLSFARGO.COM

14045
16-24-1220
11/01/2011

PAY TO THE ORDER OF Southern California Edison

\$ **3,549.52

Three Thousand Five Hundred Forty-Nine and 52/100*****

DOLLARS ⁶/₁₀₀

Southern California Edison
PO Box 300
Rosemead, CA 91772-0001

MEMO
2-28-398-6784 County 11/15/11

WHITE FENCE FARMS MUTUAL WATER CO.

Southern California Edison

Date	Type	Reference
11/01/2011	Bill	6784 11/15/11

Original Amt.
3,549.52

Balance Due
3,549.52

11/01/2011

Discount

Check Amount

14045

Payment

3,549.52

3,549.52

County

Wells Fargo 2-28-398-6784 County 11/15/11

3,549.52

WHITE FENCE FARMS MUTUAL WATER CO.

Southern California Edison

Date	Type	Reference
11/01/2011	Bill	6784 11/15/11

Original Amt.
3,549.52

Balance Due
3,549.52

11/01/2011

Discount

Check Amount

14045

Payment

3,549.52

3,549.52

Wells Fargo - 2-28-398-6784 County 11/15/11

3,549.52

For billing and service inquiries call 1-800-896-1245,
Mon/- Fri 7 a.m. to 7 p.m. and Saturday 8 a.m. to 5 p.m.
For emergency services call 24 hrs a day, 7 days a week

Date bill prepared: Oct 27 '11

Customer account 2-28-398-6784

Service account 3-003-4216-87
41501 20TH ST W
PALMDALE, CA 93551

Rotating outage Group N001

Your account summary

Amount of your last bill	\$4,340.80
Payment we received on Oct 11 '11 - thank you	-\$4,340.80
Balance forward	\$0.00
Your new charges	\$3,549.52
Total amount you owe by Nov 15 '11	\$3,549.52

Compare the electricity you are using

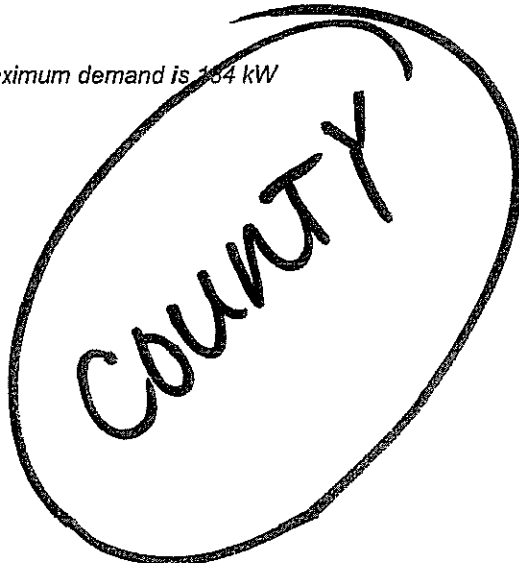
For meter 345M-006579 from Sep 22 '11 to Oct 24 '11

Total electricity you used this month in kWh **35,429**

Your next meter read will be on or about Nov 23 '11.

	Electricity (kWh)
Summer Season	
On peak	469
Mid peak	5,522
Off peak	5,131
Winter Season	
Mid peak	8,568
Off peak	15,739
Total	35,429

Maximum demand is 164 kW



Please return the payment stub below with your payment and make your check payable to Southern California Edison.

If you want to pay in person, call 1-800-747-8908 for locations, or you can pay online at www.sce.com.

14-574) Tear here

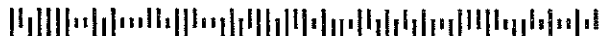
Tear here



Customer account 2-28-398-6784
Please write this number on your check. Make your
check payable to Southern California Edison.

Amount due by Nov 15 '11 **\$3,549.52**

Amount enclosed \$

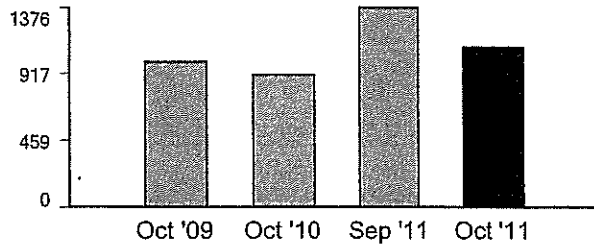


WHITE FENCE FARMS MUTUAL WATER
41901 20TH ST W
PALMDALE, CA 93551-1315

P.O. BOX 300
ROSEMEAD, CA 91772-0001

28 398 6784 00000093 000000000000354952000354952

Your daily average electricity usage (kWh)



* Irregular billing period

Usage comparison

	Oct '09	Oct '10	Nov '10	Dec '10	Jan '11	Feb '11	Mar '11	Apr '11	May '11	Jun '11	Jul '11	Aug '11	Sep '11	Oct '11
Total kWh used	33,087	27,367	28,967	13,912	9,125	9,773	10,036	17,392	27,611	36,037	42,021	44,654	42,651	35,429
Number of days	33	30	31	30	34	29	30	31	28	30	30	31	31	32
Appx. average kWh used/day	1,002	912	934	463	268	337	334	561	986	1,201	1,400	1,440	1,375	1,107

Details of your new charges

Your rate: TOU-PA-A

Billing period: Sep 22 '11 to Oct 24 '11 (32 days Summer/Winter Season)

Delivery charges

Energy-Summer

On peak	469 kWh x \$0.01222	\$5.73
Mid peak	5,522 kWh x \$0.01222	\$67.48
Off peak	5,131 kWh x \$0.01222	\$62.70

Energy-Winter

Mid peak	8,568 kWh x \$0.01222	\$104.70
Off peak	15,739 kWh x \$0.01222	\$192.33

DWR bond charge

35,429 kWh x \$0.00505 \$178.92

Customer charge

\$123.84

Service charge

165 HP x \$5.91000 \$975.15

Generation charges

DWR

Energy-Summer

On peak	62 kWh x \$0.03952	\$2.45
Mid peak	729 kWh x \$0.03952	\$28.81
Off peak	678 kWh x \$0.03952	\$26.79

Energy-Winter

Mid peak	1,131 kWh x \$0.03952	\$44.70
Off peak	2,078 kWh x \$0.03952	\$82.12

SCE

Energy-Summer

On peak	407 kWh x \$0.19976	\$81.30
Mid peak	4,793 kWh x \$0.07970	\$382.00
Off peak	4,453 kWh x \$0.03063	\$136.40

Energy-Winter

Mid peak	7,437 kWh x \$0.06685	\$497.16
Off peak	13,661 kWh x \$0.02886	\$394.26

Subtotal of your new charges

\$3,386.84

Los Angeles Co UUT

\$3,386.84 x 4.50000% \$152.41

State tax

35,429 kWh x \$0.00029 \$10.27

Your new charges

\$3,549.52

Your Delivery charges include:

- \$149.63 transmission charges
- \$1,006.75 distribution charges
- \$3.19 nuclear decommissioning charges
- \$327.01 public purpose programs charge
- \$36.85 new system generation charge

Your Generation charges include:

- \$76.17 competition transition charge

Your overall energy charges include:

- \$30.67 franchise fees

Additional information:

- DWR provided 13.205% of the energy you used this month
- Service voltage: 480 volts
- Billing horsepower: 165.0 HP

WHITE FENCE FARMS MUTUAL WATER CO.

41901 20TH STREET WEST
PALMDALE, CA 93551

WELLS FARGO BANK, N.A.

CALIFORNIA
WELLSFARGO.COM

14093

16-24-1220

12/05/2011

PAY TO THE
ORDER OF

Southern California Edison

\$ **2,383.89

Two Thousand Three Hundred Eighty-Three and 89/100*****

DOLLARS

Southern California Edison
PO Box 300
Rosemead, CA 91772-0001

[Signature]
[Signature]

MEMO

2-28-398-6784 County 12/19/11

WHITE FENCE FARMS MUTUAL WATER CO.

Southern California Edison

Date	Type	Reference
12/05/2011	Bill	6784 12/19/11 County

Original Amt.
2,383.89

Balance Due
2,383.89

12/05/2011

Discount

Check Amount

14093

Payment

2,383.89

2,383.89

County

Wells Fargo 2-28-398-6784 County 12/19/11

2,383.89

WHITE FENCE FARMS MUTUAL WATER CO.

Southern California Edison

Date	Type	Reference
12/05/2011	Bill	6784 12/19/11 County

Original Amt.
2,383.89

Balance Due
2,383.89

12/05/2011

Discount

Check Amount

14093

Payment

2,383.89

2,383.89

Wells Fargo - 2-28-398-6784 County 12/19/11

2,383.89

For billing and service inquiries call 1-800-896-1245,
Mon - Fri 7 a.m. to 7 p.m. and Saturday 8 a.m. to 5 p.m.
For emergency services call 24 hrs a day, 7 days a week

Date bill prepared: Nov 29 '11

Customer account 2-28-398-6784

Service account 3-003-4216-87
41501 20TH ST W
PALMDALE, CA 93551

Rotating outage Group N001

Your account summary

Amount of your last bill	\$3,549.52
Payment we received on Nov 16 '11 - thank you	-\$3,549.52
Balance forward	\$0.00
Your new charges	\$2,383.89
Total amount you owe by Dec 19 '11	\$2,383.89

Compare the electricity you are using

For meter 345M-006579 from Oct 24 '11 to Nov 23 '11
Total electricity you used this month in kWh

19,659

Your next meter read will be on or about Dec 23 '11.

	Electricity (kWh)	Maximum demand is 129 kW
Winter Season		
Mid peak	7,273	
Off peak	12,386	
Total	19,659	

Count

Please return the payment stub below with your payment and make your check payable to Southern California Edison.
If you want to pay in person, call 1-800-747-8908 for locations, or you can pay online at www.sce.com.

(14-574) Tear here

Tear here



Customer account 2-28-398-6784
Please write this number on your check. Make your
check payable to Southern California Edison.

Amount due by Dec 19 '11 **\$2,383.89**
Amount enclosed \$

STMT 11292011 P5 C03 T0039 007260 01 AT 0.3620 C002

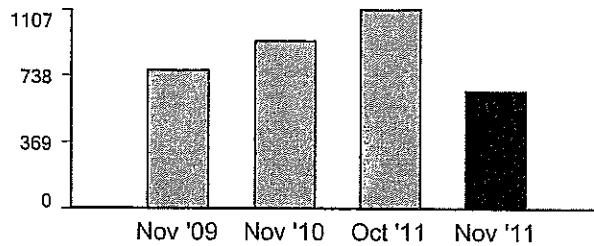


WHITE FENCE FARMS MUTUAL WATER
41901 20TH ST W
PALMDALE, CA 93551-1315

P.O. BOX 300
ROSEMEAD, CA 91772-0001

28 398 6784 00000098 0000000000002383890000238389

Your daily average electricity usage (kWh)



* Irregular billing period

Usage comparison

	Nov '09	Nov '10	Dec '10	Jan '11	Feb '11	Mar '11	Apr '11	May '11	Jun '11	Jul '11	Aug '11	Sep '11	Oct '11	Nov '11
Total kWh used	21,545	28,967	13,912	9,125	9,773	10,036	17,392	27,611	36,037	42,021	44,654	42,651	35,429	19,659
Number of days	28	31	30	34	29	30	31	28	30	30	31	31	32	30
Appx. average kWh used/day	769	934	463	268	337	334	561	986	1,201	1,400	1,440	1,375	1,107	655

Details of your new charges

Your rate: TOU-PA-A

Billing period: Oct 24 '11 to Nov 23 '11 (30 days)

Delivery charges

Energy-Winter

Mid peak	7,273 kWh x \$0.01222	\$88.88
Off peak	12,386 kWh x \$0.01222	\$151.36
DWR bond charge	19,659 kWh x \$0.00505	\$99.28
Customer charge		\$123.84
Service charge	165 HP x \$5.91000	\$975.15

Your Delivery charges include:

- \$159.41 transmission charges
- \$971.42 distribution charges
- \$1.77 nuclear decommissioning charges
- \$181.45 public purpose programs charge
- \$20.44 new system generation charge

Generation charges

DWR

Energy-Winter

Mid peak	697 kWh x \$0.03952	\$27.55
Off peak	1,187 kWh x \$0.03952	\$46.91

SCE

Energy-Winter

Mid peak	6,576 kWh x \$0.06685	\$439.61
Off peak	11,199 kWh x \$0.02886	\$323.20

Your Generation charges include:

- \$42.27 competition transition charge

Your overall energy charges include:

- \$20.61 franchise fees

Subtotal of your new charges

Los Angeles Co UUT \$2,275.78 x 4.50000% \$102.41

State tax 19,659 kWh x \$0.00029 \$5.70

Your new charges \$2,383.89

Additional information:

- DWR provided 9.583% of the energy you used this month
- Service voltage: 480 volts
- Billing horsepower: 165.0 HP

SCE Statements 2000-200! X-Have Statement

Missing Statement

	2006	2007	2008	2009	2010	2011	2012
Jan							
County	X	X	X	X	X	X	X
City	X	X	X	X	X	X	X
Feb							
County	X	X	X	X	X	X	X
City		X	X	X	X	X	X
Mar							
County	X	X	X	X	X	X	X
City	X	X	X	X	X	X	X
April							
County	X	X	X	X	X	X	X
City	X	X	X	X	X	X	X
May							
County	X	X	X	X	X	X	X
City	X	X	X	X	X	X	X
Jun							
County	X	X	X	X	X	X	X
City	X	X	X	X	X	X	X
Jul							
County	X	X	X	X	X	X	X
City	X	X	X	X	X	X	X
Aug							
County	X	X	X	X	X	X	X
City	X	X	X	X	X	X	X
Sept							
County	X	X	X	X	X	X	X
City	X	X		X	X	X	X
Oct							
County	X	X	X	X	X	X	X
City	X	X	X	X	X	X	X
Nov							
County	X	X	X	X	X	X	X
City	X	X	X	X	X	X	X
Dec							
County	X	X	X	X		X	X
City	X	X	X	X		X	X

WHITE FENCE FARMS MUTUAL WATER CO.

41901 20TH STREET WEST
PALMDALE, CA 93551

WELLS FARGO BANK, N.A.
CALIFORNIA
WELLSFARGO.COM

14132

16-24-1220

01/03/2012

PAY TO THE
ORDER OF

Southern California Edison

\$ **1,930.59

One Thousand Nine Hundred Thirty and 59/100*****

DOLLARS 6

Southern California Edison
PO Box 300
Rosemead, CA 91772-0001

Barker T. [Signature]
[Signature]

MEMO

2-28-398-6784 County 1/16/12

WHITE FENCE FARMS MUTUAL WATER CO.

Southern California Edison

Date	Type	Reference
01/01/2012	Bill	6784 1/16/12

Original Amt.
1,930.59

Balance Due
1,930.59

01/03/2012

14132

Check Amount

Payment
1,930.59
1,930.59

COUNTY

Wells Fargo 2-28-398-6784 County 1/16/12

1,930.59

WHITE FENCE FARMS MUTUAL WATER CO.

Southern California Edison

Date	Type	Reference
01/01/2012	Bill	6784 1/16/12

Original Amt.
1,930.59

Balance Due
1,930.59

01/03/2012

14132

Check Amount

Payment
1,930.59
1,930.59

Wells Fargo - 2-28-398-6784 County 1/16/12

1,930.59



P.O. Box 300
Rosemead, CA
91772-0001
www.sce.com

Your electricity bill

WHITE FENCE FARMS MUTUAL WATER / Page 1 of 6

For billing and service inquiries call 1-800-896-1245,
Mon - Fri 7 a.m. to 7 p.m. and Saturday 8 a.m. to 5 p.m.
For emergency services call 24 hrs a day, 7 days a week

Date bill prepared: Dec 28 '11

Customer account 2-28-398-6784

Service account 3-003-4216-87
41501 20TH ST W
PALMDALE, CA 93551

Rotating outage Group N001

Your account summary

Amount of your last bill	\$2,383.89
Payment we received on Dec 12 '11 - thank you	-\$2,383.89
Balance forward	\$0.00
Your new charges	\$1,930.59
Total amount you owe by Jan 16 '12	\$1,930.59

Compare the electricity you are using

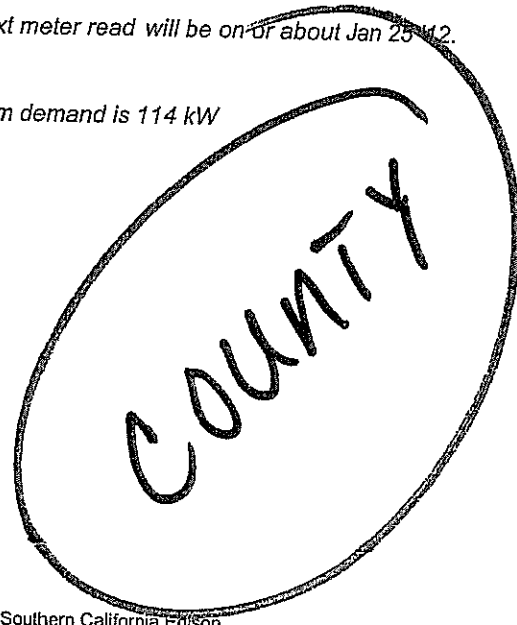
For meter 345M-006579 from Nov 23 '11 to Dec 22 '11

Total electricity you used this month in kWh 12,333

Your next meter read will be on or about Jan 25 '12.

	Electricity (kWh)
Winter Season	
Mid peak	4,757
Off peak	7,576
Total	12,333

Maximum demand is 114 kW



Please return the payment stub below with your payment and make your check payable to Southern California Edison.
If you want to pay in person, call 1-800-747-8908 for locations, or you can pay online at www.sce.com.

(14-574) Tear here

Tear here




Customer account 2-28-398-6784
Please write this number on your check. Make your
check payable to Southern California Edison.

Amount due by Jan 16 '12 \$1,930.59

Amount enclosed \$

STMT 12282011 P5 C03 T0041 007559 01 AT 0.3620 C002

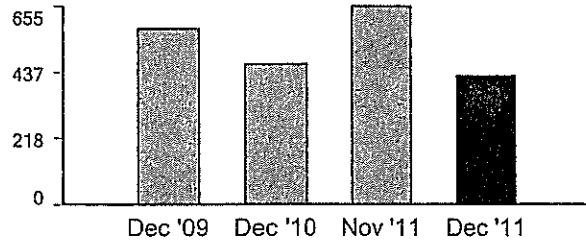


WHITE FENCE FARMS MUTUAL WATER
41901 20TH ST W
PALMDALE, CA 93551-1315

P.O. BOX 300
ROSEMEAD, CA 91772-0001

28 398 6784 00000096 000000000000193059000193059

Your daily average electricity usage (kWh)



* Irregular billing period

Usage comparison

	Dec '09	Dec '10	Jan '11	Feb '11	Mar '11	Apr '11	May '11	Jun '11	Jul '11	Aug '11	Sep '11	Oct '11	Nov '11	Dec '11
Total kWh used	18,044	13,912	9,125	9,773	10,036	17,392	27,611	36,037	42,021	44,654	42,651	35,429	19,659	12,333
Number of days	31	30	34	29	30	31	28	30	30	31	31	32	30	29
Appx. average kWh used/day	582	463	268	337	334	561	986	1,201	1,400	1,440	1,375	1,107	655	425

Details of your new charges

Your rate: TOU-PA-A

Billing period: Nov 23 '11 to Dec 22 '11 (29 days)

Delivery charges

Energy-Winter

Mid peak	4,757 kWh x \$0.01222
Off peak	7,576 kWh x \$0.01222
DWR bond charge	12,333 kWh x \$0.00505
Customer charge	
Service charge	165 HP x \$5.91000

Your Delivery charges include:

- \$163.95 transmission charges
- \$955.02 distribution charges
- \$1.11 nuclear decommissioning charges
- \$113.83 public purpose programs charge
- \$12.83 new system generation charge

Generation charges

DWR

Energy-Winter

Mid peak	444 kWh x \$0.03952
Off peak	707 kWh x \$0.03952

Your Generation charges include:

- \$26.52 competition transition charge

SCE

Energy-Winter

Mid peak	4,313 kWh x \$0.06685
Off peak	6,869 kWh x \$0.02886

Your overall energy charges include:

- \$16.70 franchise fees

Subtotal of your new charges

Los Angeles Co UUT	\$1,844.03 x 4.50000%
--------------------	-----------------------

State tax	12,333 kWh x \$0.00029
-----------	------------------------

Your new charges

\$1,844.03
\$82.98
\$3.58
\$1,930.59

Additional information:

- DWR provided 9.338% of the energy you used this month
- Service voltage: 480 volts
- Billing horsepower: 165.0 HP

WHITE FENCE FARMS MUTUAL WATER CO.

41901 20TH STREET WEST
PALMDALE, CA 93551

WELLS FARGO BANK, N.A.

CALIFORNIA
WELLSFARGO.COM

14166

16-24-1220

02/01/2012

PAY TO-THE ORDER OF Southern California Edison

\$ **1,979.25

One Thousand Nine Hundred Seventy-Nine and 25/100*****

DOLLARS

Southern California Edison
PO Box 300
Rosemead, CA 91772-0001

[Signature]
[Signature] MP

MEMO 2-28-398-6784 County 2/15/12

WHITE FENCE FARMS MUTUAL WATER CO.

Southern California Edison

Date	Type	Reference	Original Amt.	Balance Due	Discount	Payment
01/31/2012	Bill	6784 2/15/12	1,979.25	1,979.25		1,979.25
				Check Amount		1,979.25

02/01/2012

14166

COUNTY

Wells Fargo 2-28-398-6784 County 2/15/12 1,979.25

WHITE FENCE FARMS MUTUAL WATER CO.

Southern California Edison

Date	Type	Reference	Original Amt.	Balance Due	Discount	Payment
01/31/2012	Bill	6784 2/15/12	1,979.25	1,979.25		1,979.25
				Check Amount		1,979.25

02/01/2012

14166

Wells Fargo - 2-28-398-6784 County 2/15/12 1,979.25

Security Features Included



P.O. Box 300
Rosemead, CA
91772-0001
www.sce.com

Your electricity bill

WHITE FENCE FARMS MUTUAL WATER / Page 1 of 6

For billing and service inquiries call 1-800-896-1245,
Mon - Fri 7 a.m. to 7 p.m. and Saturday 8 a.m. to 5 p.m.
For emergency services call 24 hrs a day, 7 days a week

Date bill prepared: Jan 27 '12

Customer account 2-28-398-6784

Service account 3-003-4216-87
41501 20TH ST W
PALMDALE, CA 93551

Rotating outage Group N001

Your account summary

Amount of your last bill	\$1,930.59
Payment we received on Jan 09 '12 - thank you	-\$1,930.59
Balance forward	\$0.00
Your new charges	\$1,979.25
Total amount you owe by Feb 15 '12	\$1,979.25

Compare the electricity you are using

For meter 345M-006579 from Dec 22 '11 to Jan 24 '12
Total electricity you used this month in kWh

14,337

Your next meter read will be on or about Feb 24 '12.

	Electricity (kWh)
Winter Season	
Mid peak	5,219
Off peak	9,118
Total	14,337

Maximum demand is 113 kW

Amount

Please return the payment stub below with your payment and make your check payable to Southern California Edison.
If you want to pay in person, call 1-800-747-8908 for locations, or you can pay online at www.sce.com.

14-574) Tear here

Tear here



Customer account 2-28-398-6784
Please write this number on your check. Make your
check payable to Southern California Edison.

Amount due by Feb 15 '12 \$1,979.25

Amount enclosed \$

STMT 01272012 P5 C02 T0020 003795 01 AT 0.3710 C002

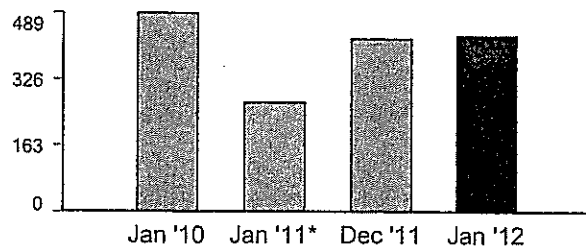


WHITE FENCE FARMS MUTUAL WATER
41901 20TH ST W
PALMDALE, CA 93551-1315

P.O. BOX 300
ROSEMEAD, CA 91772-0001

28 398 6784 00000097 000000000000197925000197925

Your daily average electricity usage (kWh)



* Irregular billing period

Your monthly usage may be higher than usual... Based on your historical usage pattern, your monthly usage is trending higher than normal. As a result, you may notice an increase in your bill. If you would like information on tips and programs that can help you lower your energy usage and your bill, please visit www.sce.com/billhelper.

Usage comparison

	Jan '10	Jan '11	Feb '11	Mar '11	Apr '11	May '11	Jun '11	Jul '11	Aug '11	Sep '11	Oct '11	Nov '11	Dec '11	Jan '12
Total kWh used	15,640	9,125	9,773	10,036	17,392	27,611	36,037	42,021	44,654	42,651	35,429	19,659	12,333	14,337
Number of days	32	34	29	30	31	28	30	30	31	31	32	30	29	33
Appx. average kWh used/day	488	268	337	334	561	986	1,201	1,400	1,440	1,375	1,107	655	425	434

Details of your new charges

Your rate: TOU-PA-A

Billing period: Dec 22 '11 to Jan 24 '12 (33 days)

Delivery charges

Energy-Winter

Mid peak	1,582 kWh x \$0.01222	\$19.33
Off peak	2,763 kWh x \$0.01222	\$33.76
Mid peak	3,637 kWh x \$0.01203	\$43.75
Off peak	6,355 kWh x \$0.01203	\$76.45
DWR bond charge	4,345 kWh x \$0.00505	\$21.94
DWR bond charge	9,992 kWh x \$0.00513	\$51.26
Customer charge		\$123.84
Service charge	165 HP x \$5.91000 x 10/33 days	\$295.50
Service charge	165 HP x \$5.85000 x 23/33 days	\$672.75

Your Delivery charges include:

- \$151.22 transmission charges
- \$959.50 distribution charges
- \$1.29 nuclear decommissioning charges
- \$135.02 public purpose programs charge
- \$14.91 new system generation charge

Generation charges

DWR

DWR energy credit	9,992 kWh x -\$0.00593	-\$59.25
-------------------	------------------------	----------

Energy-Winter

Mid peak	154 kWh x \$0.03952	\$6.09
Off peak	270 kWh x \$0.03952	\$10.67

SCE

Energy-Winter

Mid peak	5,065 kWh x \$0.06685	\$338.60
Off peak	8,848 kWh x \$0.02886	\$255.35

Your Generation charges include:

- \$30.82 competition transition charge

Your overall energy charges include:

- \$17.12 franchise fees

Additional information:

- DWR provided 9.760% of the energy you used this month
- Service voltage: 480 volts
- Billing horsepower: 165.0 HP

Subtotal of your new charges		\$1,890.04
Los Angeles Co UUT	\$1,890.04 x 4.50000%	\$85.05
State tax	14,337 kWh x \$0.00029	\$4.16
Your new charges		\$1,979.25

WHITE FENCE FARMS MUTUAL WATER CO.

41901 20TH STREET WEST
PALMDALE, CA 93551

WELLS FARGO BANK, N.A.

CALIFORNIA
WELLSFARGO.COM

14205

16-24-1220

03/06/2012

PAY TO THE ORDER OF Southern California Edison

\$**1,944.46

One Thousand Nine Hundred Forty-Four and 46/100*****

DOLLARS

Southern California Edison
PO Box 300
Rosemead, CA 91772-0001

[Signature]

EMV PLUS Check Fraud Protection & ID Restoration

MEMO

2-28-398-6784 3/19/12 County

[Signature]

WHITE FENCE FARMS MUTUAL WATER CO.

Southern California Edison

Date	Type	Reference
03/05/2012	Bill	6784 3/19/12 County

Original Amt.	1,944.46
---------------	----------

03/06/2012	
Balance Due	1,944.46
Discount	
Check Amount	

14205	
Payment	1,944.46
	1,944.46

COUNTY

Wells Fargo - 2-28-398-6784 3/19/12 County

1,944.46

WHITE FENCE FARMS MUTUAL WATER CO.

Southern California Edison

Date	Type	Reference
03/05/2012	Bill	6784 3/19/12 County

Original Amt.	1,944.46
---------------	----------

03/06/2012	
Balance Due	1,944.46
Discount	
Check Amount	

14205	
Payment	1,944.46
	1,944.46

Wells Fargo

2-28-398-6784 3/19/12 County

1,944.46



P.O. Box 300
Rosemead, CA
91772-0001
www.sce.com

Your electricity bill

WHITE FENCE FARMS MUTUAL WATER / Page 1 of 6

For billing and service inquiries call 1-800-896-1245,
Mon - Fri 7 a.m. to 7 p.m. and Saturday 8 a.m. to 5 p.m.
For emergency services call 24 hrs a day, 7 days a week

Date bill prepared: Feb 28 '12

Customer account 2-28-398-6784

Service account 3-003-4216-87
41501 20TH ST W
PALMDALE, CA 93551

Rotating outage Group N001

Your account summary

Amount of your last bill	\$1,979.25
Payment we received on Feb 13 '12 - thank you	-\$1,979.25
Balance forward	\$0.00
Your new charges	\$1,944.46
Total amount you owe by Mar 19 '12	\$1,944.46

Compare the electricity you are using

For meter 345M-006579 from Jan 24 '12 to Feb 24 '12

Total electricity you used this month in kWh **13,625**

Your next meter read will be on or about Mar 26 '12.

	Electricity (kWh)
Winter Season	
Mid peak	5,834
Off peak	7,791
Total	13,625

Maximum demand is 113 kW

Please return the payment stub below with your payment and make your check payable to Southern California Edison.
If you want to pay in person, call 1-800-747-8908 for locations, or you can pay online at www.sce.com.

14-574) Tear here

Tear here



Customer account 2-28-398-6784
Please write this number on your check. Make your
check payable to Southern California Edison.

Amount due by Mar 19 '12 **\$1,944.46**

Amount enclosed \$

STMT 02282012 P5 C03 T0046 008255 01 AT 0.3710 C002

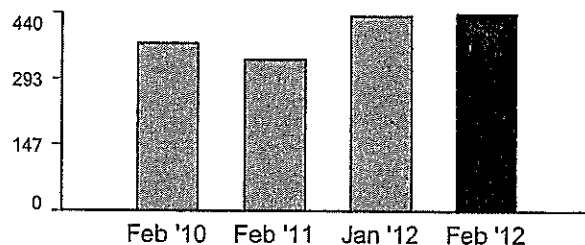


WHITE FENCE FARMS MUTUAL WATER
41901 20TH ST W
PALMDALE, CA 93551-1315

P.O. BOX 300
ROSEMEAD, CA 91772-0001

28 398 6784 00000094 000000000000194446000194446

Your daily average electricity usage (kWh)



Your monthly usage may be higher than usual...
Based on your historical usage pattern, your monthly usage is trending higher than normal. As a result, you may notice an increase in your bill. If you would like information on tips and programs that can help you lower your energy usage and your bill, please visit www.sce.com/billhelper.

Usage comparison

	Feb '10	Feb '11	Mar '11	Apr '11	May '11	Jun '11	Jul '11	Aug '11	Sep '11	Oct '11	Nov '11	Dec '11	Jan '12	Feb '12
Total kWh used	11,554	9,773	10,036	17,392	27,611	36,037	42,021	44,654	42,651	35,429	19,659	12,333	14,337	13,625
Number of days	31	29	30	31	28	30	30	31	31	32	30	29	33	31
Appx. average kWh used/day	372	337	334	561	986	1,201	1,400	1,440	1,375	1,107	655	425	434	439

Details of your new charges

Your rate: TOU-PA-A

Billing period: Jan 24 '12 to Feb 24 '12 (31 days)

Delivery charges

Energy-Winter

Mid peak

5,834 kWh x \$0.01203

\$70.18

Off peak

7,791 kWh x \$0.01203

\$93.73

DWR bond charge

13,625 kWh x \$0.00513

\$69.90

Customer charge

\$123.84

Service charge

165 HP x \$5.85000

\$965.25

Generation charges

DWR

DWR energy credit

13,625 kWh x -\$0.00593

-\$80.80

SCE

Energy-Winter

Mid peak

5,834 kWh x \$0.06685

\$390.00

Off peak

7,791 kWh x \$0.02886

\$224.85

Subtotal of your new charges

\$1,856.95

Los Angeles Co UUT

\$1,856.95 x 4.50000%

\$83.56

State tax

13,625 kWh x \$0.00029

\$3.95

Your new charges

\$1,944.46

Your Delivery charges include:

- \$146.98 transmission charges
- \$957.91 distribution charges
- \$1.23 nuclear decommissioning charges
- \$129.44 public purpose programs charge
- \$14.17 new system generation charge

Your Generation charges include:

- \$29.29 competition transition charge

Your overall energy charges include:

- \$16.82 franchise fees

Additional information:

- Service voltage: 480 volts
- Billing horsepower: 165.0 HP

Things you should know

DEPARTMENT OF WATER RESOURCES CHANGES...

Due to changes in Department of Water Resources (DWR), you may receive DWR energy credits. The DWR energy credits will be displayed in the "Details of Your New Charges" section of the statement.

WHITE FENCE FARMS MUTUAL WATER CO.

41901 20TH STREET WEST
PALMDALE, CA 93551

WELLS FARGO BANK, N.A.

CALIFORNIA
WELLSFARGO.COM

14242

16-24-1220

04/06/2012

PAY TO THE ORDER OF Southern California Edison

\$ **2,033.09

Two Thousand Thirty-Three and 09/100*****

DOLLARS

Southern California Edison
PO Box 300
Rosemead, CA 91772-0001

[Signature]
[Signature]

MEMO

2-28-398-6784 County 4/16/12

WHITE FENCE FARMS MUTUAL WATER CO.

Southern California Edison

Date	Type	Reference
04/03/2012	Bill	6784- 4/16/12

Original Amt.
2,033.09

04/06/2012	Balance Due	Discount
	2,033.09	
	Check Amount	

14242
Payment
2,033.09
2,033.09

Wells Fargo - 2-28-398-6784 County 4/16/12

2,033.09

WHITE FENCE FARMS MUTUAL WATER CO.

Southern California Edison

Date	Type	Reference
04/03/2012	Bill	6784- 4/16/12

Original Amt.
2,033.09

04/06/2012	Balance Due	Discount
	2,033.09	
	Check Amount	

14242
Payment
2,033.09
2,033.09

Wells Fargo 2-28-398-6784 County 4/16/12

2,033.09



P.O. Box 300
Rosemead, CA
91772-0001
www.sce.com

Your electricity bill

WHITE FENCE FARMS MUTUAL WATER / Page 1 of 6

For billing and service inquiries call 1-800-896-1245,
Mon - Fri 7 a.m. to 7 p.m. and Saturday 8 a.m. to 5 p.m.
For emergency services call 24 hrs a day, 7 days a week

Date bill prepared: Mar 28 '12

Customer account 2-28-398-6784

Service account 3-003-4216-87
41501 20TH ST W
PALMDALE, CA 93551

Rotating outage Group N001

Your account summary

Amount of your last bill	\$1,944.46
Payment we received on Mar 12 '12 - thank you	-\$1,944.46
Balance forward	\$0.00
Your new charges	\$2,033.09
Total amount you owe by Apr 16 '12	\$2,033.09

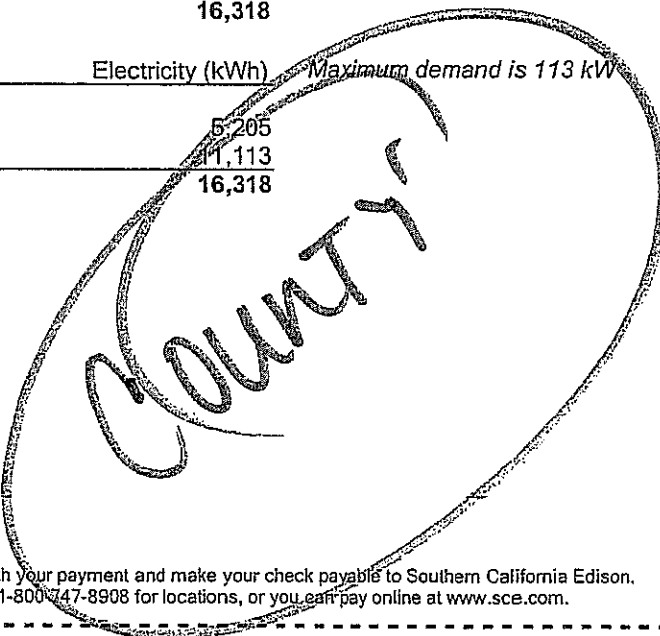
Compare the electricity you are using

For meter 345M-006579 from Feb 24 '12 to Mar 26 '12
Total electricity you used this month in kWh

16,318

Your next meter read will be on or about Apr 24 '12.

	Electricity (kWh)	Maximum demand is 113 kW
Winter Season		
Mid peak	5,205	
Off peak	11,113	
Total	16,318	



Please return the payment stub below with your payment and make your check payable to Southern California Edison.
If you want to pay in person, call 1-800-747-8908 for locations, or you can pay online at www.sce.com.

14-574) Tear here

Tear here



Customer account 2-28-398-6784
Please write this number on your check. Make your
check payable to Southern California Edison.

Amount due by Apr 16 '12 \$2,033.09

Amount enclosed \$

STMT 03282012 P5 C02 T0012 002396 01 AT 0.3710 C002

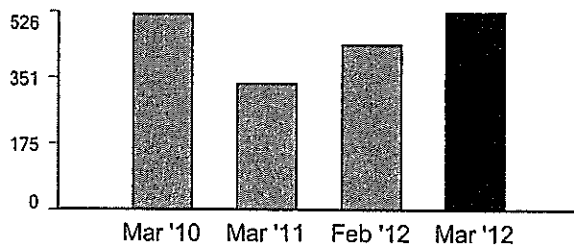


WHITE FENCE FARMS MUTUAL WATER
41901 20TH ST W
PALMDALE, CA 93551-1315

P.O. BOX 300
ROSEMEAD, CA 91772-0001

28 398 6784 00000098 000000000000203309000203309

Your daily average electricity usage (kWh)



*Your monthly usage may be higher than usual...
Based on your historical usage pattern, your monthly usage is trending higher than normal. As a result, you may notice an increase in your bill. If you would like information on tips and programs that can help you lower your energy usage and your bill, please visit www.sce.com/billhelper.*

Usage comparison

	Mar '10	Mar '11	Apr '11	May '11	Jun '11	Jul '11	Aug '11	Sep '11	Oct '11	Nov '11	Dec '11	Jan '12	Feb '12	Mar '12
Total kWh used	15,105	10,036	17,392	27,611	36,037	42,021	44,654	42,651	35,429	19,659	12,333	14,337	13,625	16,318
Number of days	29	30	31	28	30	30	31	31	32	30	29	33	31	31
Appx. average kWh used/day	520	334	561	986	1,201	1,400	1,440	1,375	1,107	655	425	434	439	526

Details of your new charges

Your rate: TOU-PA-A

Billing period: Feb 24 '12 to Mar 26 '12 (31 days)

Delivery charges

Energy-Winter

Mid peak	5,205 kWh x \$0.01203	\$62.62
Off peak	11,113 kWh x \$0.01203	\$133.69
DWR bond charge	16,318 kWh x \$0.00513	\$83.71
Customer charge		\$123.84
Service charge	165 HP x \$5.85000	\$965.25

Your Delivery charges include:

- \$144.08 transmission charges
- \$963.94 distribution charges
- \$1.47 nuclear decommissioning charges
- \$155.02 public purpose programs charge
- \$16.97 new system generation charge

Generation charges

DWR

DWR energy credit	16,318 kWh x -\$0.00593	-\$96.77
-------------------	-------------------------	----------

SCE

Energy-Winter

Mid peak	5,205 kWh x \$0.06685	\$347.95
Off peak	11,113 kWh x \$0.02886	\$320.72

Your Generation charges include:

- \$35.08 competition transition charge

Subtotal of your new charges

Los Angeles Co UUT	\$1,941.01 x 4.50000%	\$87.35
--------------------	-----------------------	---------

State tax	16,318 kWh x \$0.00029	\$4.73
-----------	------------------------	--------

Your new charges		\$2,033.09
-------------------------	--	-------------------

Your overall energy charges include:

- \$17.58 franchise fees

Additional information:

- Service voltage: 480 volts
- Billing horsepower: 165.0 HP

WHITE FENCE FARMS MUTUAL WATER CO.

41901 20TH STREET WEST
PALMDALE, CA 93551

WELLS FARGO BANK, N.A.

CALIFORNIA
WELLSFARGO.COM

14282

16-24-1220

05/01/2012

PAY TO THE ORDER OF Southern California Edison

\$**2,288.36

Two Thousand Two Hundred Eighty-Eight and 36/100*****

DOLLARS

Southern California Edison
PO Box 300
Rosemead, CA 91772-0001

[Signature]
[Signature]

MEMO

2-28-398-6784 County 5/15/12

WHITE FENCE FARMS MUTUAL WATER CO.

Southern California Edison

Date	Type	Reference
04/27/2012	Bill	6784 5/15/12

Original Amt.
2,288.36

05/01/2012	Discount
Balance Due	2,288.36
Check Amount	2,288.36

14282
Payment
2,288.36
2,288.36

County

Wells Fargo - 2-28-398-6784 County 5/15/12

2,288.36

WHITE FENCE FARMS MUTUAL WATER CO.

Southern California Edison

Date	Type	Reference
04/27/2012	Bill	6784 5/15/12

Original Amt.
2,288.36

05/01/2012	Discount
Balance Due	2,288.36
Check Amount	2,288.36

14282
Payment
2,288.36
2,288.36

Wells Fargo - "2-28-398-6784 County 5/15/12

2,288.36



P.O. Box 300
Rosemead, CA
91772-0001
www.sce.com

Your electricity bill

WHITE FENCE FARMS MUTUAL WATER / Page 1 of 6

For billing and service inquiries call 1-800-896-1245,
Mon - Fri 7 a.m. to 7 p.m. and Saturday 8 a.m. to 5 p.m.
For emergency services call 24 hrs a day, 7 days a week

Date bill prepared: Apr 26 '12


Customer account 2-28-398-6784

Service account 3-003-4216-87
41501 20TH ST W
PALMDALE, CA 93551

Rotating outage Group N001

Your account summary

Amount of your last bill	\$2,033.09
Payment we received on Apr 16 '12 - thank you	-\$2,033.09
Balance forward	\$0.00
Your new charges	\$2,288.36
Total amount you owe by May 15 '12	\$2,288.36



Compare the electricity you are using

Please return the payment stub below with your payment and make your check payable to Southern California Edison.
If you want to pay in person, call 1-800-747-8908 for locations, or you can pay online at www.sce.com.

(14-574) Tear here

Tear here

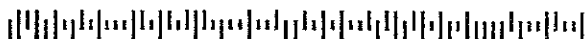


Customer account 2-28-398-6784
Please write this number on your check. Make your
check payable to Southern California Edison.

Amount due by May 15 '12 \$2,288.36

Amount enclosed \$

STMT 04262012 P5 C02 T0028 005746 01 AT 0.3710 C002



WHITE FENCE FARMS MUTUAL WATER
41901 20TH ST W
PALMDALE, CA 93551-1315

P.O. BOX 300
ROSEMEAD, CA 91772-0001

28 398 6784 00000090 0000000000000228836000228836

For meter 345M-006579 from Mar 26 '12 to Apr 23 '12
Total electricity you used this month in kWh

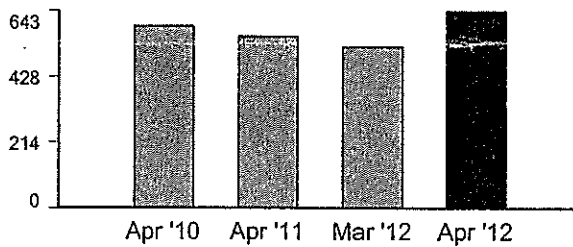
17,995

Your next meter read will be on or about May 23 '12.

Maximum demand is 121 kW

Electricity (kWh)	
Winter Season	
Mid peak	9,853
Off peak	8,142
Total	17,995

Your daily average electricity usage (kWh)



Usage comparison

	Apr '10	Apr '11	May '11	Jun '11	Jul '11	Aug '11	Sep '11	Oct '11	Nov '11	Dec '11	Jan '12	Feb '12	Mar '12	Apr '12
Total kWh used	16,627	17,392	27,611	36,037	42,021	44,654	42,651	35,429	19,659	12,333	14,337	13,625	16,318	17,995
Number of days	28	31	28	30	30	31	31	32	30	29	33	31	31	28
Appx. average kWh used/day	593	561	986	1,201	1,400	1,440	1,375	1,107	655	425	434	439	526	642

Details of your new charges

Your rate: TOU-PA-A

Billing period: Mar 26 '12 to Apr 23 '12 (28 days)

Delivery charges

Energy-Winter

Mid peak	9,853 kWh x \$0.01203	\$118.53
Off peak	8,142 kWh x \$0.01203	\$97.95
DWR bond charge	17,995 kWh x \$0.00513	\$92.31
Customer charge		\$123.84
Service charge	165 HP x \$5.85000	\$965.25

Generation charges

DWR

DWR energy credit	17,995 kWh x -\$0.00593	-\$106.71
-------------------	-------------------------	-----------

SCE

Energy-Winter

Mid peak	9,853 kWh x \$0.06685	\$658.67
Off peak	8,142 kWh x \$0.02886	\$234.98

Your Delivery charges include:

- \$142.26 transmission charges
- \$967.70 distribution charges
- \$1.62 nuclear decommissioning charges
- \$170.95 public purpose programs charge
- \$18.72 new system generation charge

Your Generation charges include:

- \$38.69 competition transition charge

Your overall energy charges include:

- \$19.79 franchise fees

(Continued on next page)

(Continued on next page)

WHITE FENCE FARMS MUTUAL WATER CO.

41901 20TH STREET WEST
PALMDALE, CA 93551

WELLS FARGO BANK, N.A.

CALIFORNIA
WELLSFARGO.COM

14313

16-24-1220
06/01/2012

PAY TO THE ORDER OF Southern California Edison

\$ **2,998.20

Two Thousand Nine Hundred Ninety-Eight and 20/100*****

DOLLARS

Southern California Edison
PO Box 300
Rosemead, CA 91772-0001

[Signature]
[Signature]

MEMO 2-28-398-6784 County 6/13/12

WHITE FENCE FARMS MUTUAL WATER CO.

Southern California Edison

Date Type Reference
05/30/2012 Bill 6784 6/13/12

Original Amt. Balance Due Discount
2,998.20 2,998.20
Check Amount

06/01/2012

14313

Payment
2,998.20
2,998.20

COUNTY

Wells Fargo 2-28-398-6784 County 6/13/12 2,998.20

WHITE FENCE FARMS MUTUAL WATER CO.

Southern California Edison

Date Type Reference
05/30/2012 Bill 6784 6/13/12

Original Amt. Balance Due Discount
2,998.20 2,998.20
Check Amount

06/01/2012

14313

Payment
2,998.20
2,998.20

Wells Fargo - 2-28-398-6784 County 6/13/12 2,998.20

For billing and service inquiries call 1-800-896-1245,
Mon - Fri 7 a.m. to 7 p.m. and Saturday 8 a.m. to 5 p.m.
For emergency services call 24 hrs a day, 7 days a week

Date bill prepared: May 25 '12

Customer account 2-28-398-6784

Service account 3-003-4216-87
41501 20TH ST W
PALMDALE, CA 93551

Rotating outage Group N001

Your account summary

Amount of your last bill	\$2,288.36
Payment we received on May 04 '12 - thank you	-\$2,288.36
Balance forward	\$0.00
Your new charges	\$2,998.20
Total amount you owe by Jun 13 '12	\$2,998.20

Compare the electricity you are using

For meter 345M-006579 from Apr 23 '12 to May 23 '12

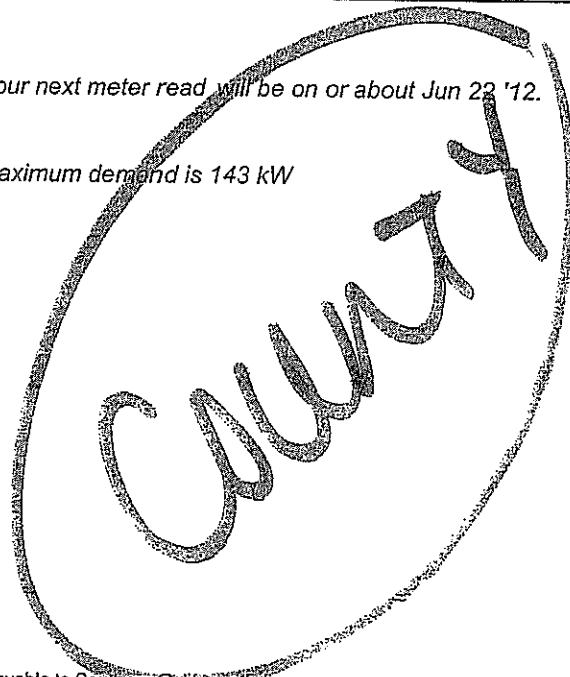
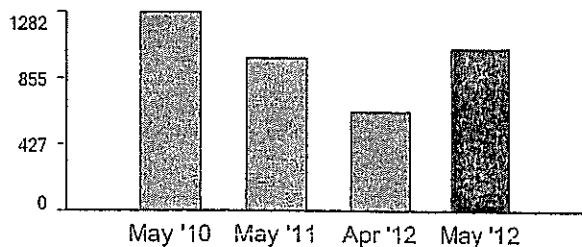
Total electricity you used this month in kWh **31,450**

Your next meter read will be on or about Jun 22 '12.

Maximum demand is 143 kW

	Electricity (kWh)
Winter Season	
Mid peak	13,436
Off peak	18,014
Total	31,450

Your daily average electricity usage (kWh)



Please return the payment stub below with your payment and make your check payable to Southern California Edison.
If you want to pay in person, call 1-800-747-8908 for locations, or you can pay online at www.sce.com.

(14-574) Tear here

Tear here



Customer account 2-28-398-6784
Please write this number on your check. Make your
check payable to Southern California Edison.

Amount due by Jun 13 '12 **\$2,998.20**

Amount enclosed \$

STMT 05252012 P5 C02 T0010 001836 01 AT 0.3710 C002



WHITE FENCE FARMS MUTUAL WATER
41901 20TH ST W
PALMDALE, CA 93551-1315

P.O. BOX 300
ROSEMEAD, CA 91772-0001

28 398 6784 00000097 000000000000299820000299820



An EDISON INTERNATIONAL® Company

Usage comparison

	May '10	May '11	Jun '11	Jul '11	Aug '11	Sep '11	Oct '11	Nov '11	Dec '11	Jan '12	Feb '12	Mar '12	Apr '12	May '12
Total kWh used	39,736	27,611	36,037	42,021	44,654	42,651	35,429	19,659	12,333	14,337	13,625	16,318	17,995	31,450
Number of days	31	28	30	30	31	31	32	30	29	33	31	31	28	30
Appx. average kWh used/day	1,281	986	1,201	1,400	1,440	1,375	1,107	655	425	434	439	526	642	1,048

Details of your new charges

Your rate: TOU-PA-A

Billing period: Apr 23 '12 to May 23 '12 (30 days)

Delivery charges

Energy-Winter

Mid peak	13,436 kWh x \$0.01203	\$161.64
Off peak	18,014 kWh x \$0.01203	\$216.71
DWR bond charge	31,450 kWh x \$0.00513	\$161.34
Customer charge		\$123.84
Service charge	165 HP x \$5.85000	\$965.25

Generation charges

DWR

DWR energy credit	31,450 kWh x -\$0.00593	-\$186.50
-------------------	-------------------------	-----------

SCE

Energy-Winter

Mid peak	13,436 kWh x \$0.06685	\$898.20
Off peak	18,014 kWh x \$0.02886	\$519.88

Subtotal of your new charges		\$2,860.36
------------------------------	--	------------

Los Angeles Co UUT	\$2,860.36 x 4.50000%	\$128.72
--------------------	-----------------------	----------

State tax	31,450 kWh x \$0.00029	\$9.12
-----------	------------------------	--------

Your new charges		\$2,998.20
-------------------------	--	-------------------

Your Delivery charges include:

- \$127.74 transmission charges
- \$997.84 distribution charges
- \$2.83 nuclear decommissioning charges
- \$298.78 public purpose programs charge
- \$32.70 new system generation charge

Your Generation charges include:

- \$67.62 competition transition charge

Your overall energy charges include:

- \$25.90 franchise fees

Additional information:

- Service voltage: 480 volts
- Billing horsepower: 165.0 HP

Things you should know

LEGAL NOTICES...

View current and past notices and other important information online at www.sce.com/notices.

WHITE FENCE FARMS MUTUAL WATER CO.

41901 20TH STREET WEST
PALMDALE, CA 93551

WELLS FARGO BANK, N.A.

CALIFORNIA
WELLSFARGO.COM

14346

16-24-1220

07/01/2012

PAY TO THE ORDER OF Southern California Edison

\$ **3,705.14

Three Thousand Seven Hundred Five and 14/100*****

DOLLARS

Southern California Edison
PO Box 300
Rosemead, CA 91772-0001

[Signature]
E2Check #125 Check Fraud Protection & ID Restoration

MEMO 2-28-398-6784 County 7/12/12

[Signature]
MP

WHITE FENCE FARMS MUTUAL WATER CO.

Southern California Edison

Date	Type	Reference
06/26/2012	Bill	6784 County 7/12/12

Original Amt.
3,705.14

Balance Due
3,705.14

07/01/2012

Discount

Check Amount

14346

Payment

3,705.14

3,705.14

County

Wells Fargo - 2-28-398-6784 County 7/12/12

3,705.14

WHITE FENCE FARMS MUTUAL WATER CO.

Southern California Edison

Date	Type	Reference

Original Amt.
3,705.14

Balance Due
3,705.14

07/01/2012

Discount

Check Amount

14346

Payment

3,705.14

3,705.14

*Last month
\$2998.20*

*Last year
\$4135.67*

7/12/12

3,705.14



P.O. Box 300
Rosemead, CA
91772-0001
www.sce.com

Your electricity bill

WHITE FENCE FARMS MUTUAL WATER / Page 1 of 6

For billing and service inquiries call 1-800-896-1245,
Mon - Fri 7 a.m. to 7 p.m. and Saturday 8 a.m. to 5 p.m.
For emergency services call 24 hrs a day, 7 days a week

Date bill prepared: Jun 23 '12

Customer account 2-28-398-6784

Service account 3-003-4216-87
41501 20TH ST W
PALMDALE, CA 93551

Rotating outage Group N001

Your account summary

Amount of your last bill	\$2,998.20
Payment we received on Jun 11 '12 - thank you	-\$2,998.20
Balance forward	\$0.00
Your new charges	\$3,705.14
Total amount you owe by Jul 12 '12	\$3,705.14

Compare the electricity you are using

For meter 345M-006579 from May 23 '12 to Jun 21 '12

Total electricity you used this month in kWh 36,508

Your next meter read will be on or about Jul 24 '12.

	Electricity (kWh)
Winter Season	
Mid peak	3,916
Off peak	6,527
Summer Season	
On peak	1,568
Mid peak	9,963
Off peak	14,534
Total	36,508

Maximum demand is 135 kW

Please return the payment stub below with your payment and make your check payable to Southern California Edison.
If you want to pay in person, call 1-800-747-8908 for locations, or you can pay online at www.sce.com.

(14-574) Tear here

Tear here



Customer account 2-28-398-6784
Please write this number on your check. Make your
check payable to Southern California Edison.

Amount due by Jul 12 '12 \$3,705.14

Amount enclosed \$

STMT 06232012 P5 C02 T0008 001558 01 AT 0.3710 C002

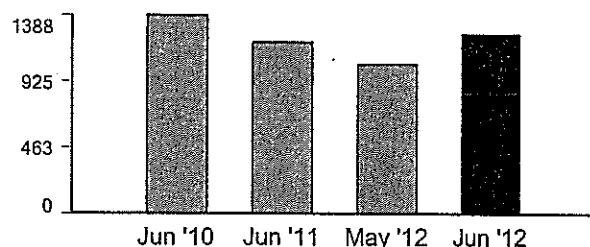


WHITE FENCE FARMS MUTUAL WATER
41901 20TH ST W
PALMDALE, CA 93551-1315

P.O. BOX 300
ROSEMEAD, CA 91772-0001

28 398 6784 00000098 000000000000370514000370514

Your daily average electricity usage (kWh)



Usage comparison

	Jun '10	Jun '11	Jul '11	Aug '11	Sep '11	Oct '11	Nov '11	Dec '11	Jan '12	Feb '12	Mar '12	Apr '12	May '12	Jun '12
Total kWh used	41,641	36,037	42,021	44,654	42,651	35,429	19,659	12,333	14,337	13,625	16,318	17,995	31,450	36,508
Number of days	30	30	30	31	31	32	30	29	33	31	31	28	30	29
Appx. average kWh used/day	1,388	1,201	1,400	1,440	1,375	1,107	655	425	434	439	526	642	1,048	1,258

Details of your new charges

Your rate: TOU-PA-A

Billing period: May 23 '12 to Jun 21 '12 (29 days Winter/Summer Season)

Delivery charges

Energy-Winter		
Mid peak	3,916 kWh x \$0.01203	\$47.11
Off peak	6,527 kWh x \$0.01203	\$78.52
Energy-Summer		
On peak	1,568 kWh x \$0.01207	\$18.93
Mid peak	9,963 kWh x \$0.01207	\$120.25
Off peak	14,534 kWh x \$0.01207	\$175.43
DWR bond charge	36,508 kWh x \$0.00513	\$187.28
Customer charge		\$123.84
Service charge	165 HP x \$5.85000	\$965.25

Your Delivery charges include:

- \$122.79 transmission charges
- \$1,009.17 distribution charges
- \$3.29 nuclear decommissioning charges
- \$347.35 public purpose programs charge
- \$37.97 new system generation charge

Generation charges

DWR		
DWR energy credit	11,330 kWh x -\$0.00593	-\$67.19
DWR energy credit	25,178 kWh x -\$0.00463	-\$116.57
SCE		
Energy-Winter		
Mid peak	3,916 kWh x \$0.06685	\$261.78
Off peak	6,527 kWh x \$0.02886	\$188.37
Energy-Summer		
On peak	1,568 kWh x \$0.19976	\$313.22
Mid peak	9,963 kWh x \$0.07970	\$794.05
Off peak	14,534 kWh x \$0.03063	\$445.18

Your Generation charges include:

- \$56.32 competition transition charge

Your overall energy charges include:

- \$32.02 franchise fees

Additional information:

- Service voltage: 480 volts
- Billing horsepower: 165.0 HP

Subtotal of your new charges		\$3,535.45
Los Angeles Co UUT	\$3,535.45 x 4.50000%	\$159.10
State tax	36,508 kWh x \$0.00029	\$10.59
Your new charges		\$3,705.14

WHITE FENCE FARMS MUTUAL WATER CO.

41901 20TH STREET WEST
PALMDALE, CA 93551

WELLS FARGO BANK, N.A.

CALIFORNIA
WELLSFARGO.COM

14385

16-24-1220

08/07/2012

PAY TO THE ORDER OF Southern California Edison

\$ **4,351.69

Four Thousand Three Hundred Fifty-One and 69/100*****

DOLLARS

Southern California Edison
PO Box 300
Rosemead, CA 91772-0001

[Signature]

EMV PLUS Check Fraud Protection & ID Recognition

[Signature]

MEMO

2-28-398-6784 County 8/14/12

WHITE FENCE FARMS MUTUAL WATER CO.

Southern California Edison

Date	Type	Reference
07/31/2012	Bill	6784 8/14/12

Original Amt.
4,351.69

Balance Due
4,351.69

08/07/2012

Discount

Check Amount

14385

Payment

4,351.69

4,351.69

**Last month
\$ 3705.14**

**Last Year
\$ 4316.30**

County

County 8/14/12

4,351.69

WATER CO.

Southern California Edison

Date	Type	Reference
07/31/2012	Bill	6784 8/14/12

08/07/2012

Balance Due Discount

Check Amount

14385

Payment

4,351.69

4,351.69

**22's
OK's**

Wells Fargo

2-28-398-6104

4,351.69



P.O. Box 300
Rosemead, CA
91772-0001
www.sce.com

Your electricity bill

WHITE FENCE FARMS MUTUAL WATER / Page 1 of 6

For billing and service inquiries call 1-800-896-1245,
Mon - Fri 7 a.m. to 7 p.m. and Saturday 8 a.m. to 5 p.m.
For emergency services call 24 hrs a day, 7 days a week

Date bill prepared: Jul 26 '12

Customer account 2-28-398-6784

Service account 3-003-4216-87
41501 20TH ST W
PALMDALE, CA 93551

Rotating outage Group N001

Your account summary

Amount of your last bill	\$3,705.14
Payment we received on Jul 12 '12 - thank you	-\$3,705.14
Balance forward	\$0.00
Your new charges	\$4,351.69
Total amount you owe by Aug 14 '12	\$4,351.69

Compare the electricity you are using


For meter 345M-006579 from Jun 21 '12 to Jul 24 '12
Total electricity you used this month in kWh

44,743

Your next meter read will be on or about Aug 22 '12.

	Electricity (kWh)
Summer Season	
On peak	1,581
Mid peak	17,577
Off peak	25,585
Total	44,743

Maximum demand is 139 kW



Please return the payment stub below with your payment and make your check payable to Southern California Edison.
If you want to pay in person, call 1-800-747-8908 for locations, or you can pay online at www.sce.com.

(14-574) Tear here

Tear here



Customer account 2-28-398-6784
Please write this number on your check. Make your
check payable to Southern California Edison.

Amount due by Aug 14 '12 \$4,351.69

Amount enclosed \$

STMT 07262012 P5 C02 T0033 006515 01 AT 0.3710 C002

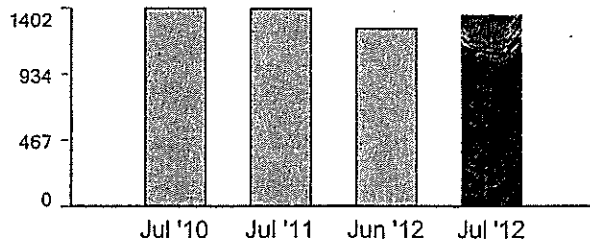


WHITE FENCE FARMS MUTUAL WATER
41901 20TH ST W
PALMDALE, CA 93551-1315

P.O. BOX 300
ROSEMEAD, CA 91772-0001

28 398 6784 00000093 000000000000435169000435169

Your daily average electricity usage (kWh)



Usage comparison

	Jul '10	Jul '11	Aug '11	Sep '11	Oct '11	Nov '11	Dec '11	Jan '12	Feb '12	Mar '12	Apr '12	May '12	Jun '12	Jul '12
Total kWh used	42,049	42,021	44,654	42,651	35,429	19,659	12,333	14,337	13,625	16,318	17,995	31,450	36,508	44,743
Number of days	30	30	31	31	32	30	29	33	31	31	28	30	29	33
Appx. average kWh used/day	1,401	1,400	1,440	1,375	1,107	655	425	434	439	526	642	1,048	1,258	1,355

Details of your new charges

Your rate: TOU-PA-A

Billing period: Jun 21 '12 to Jul 24 '12 (33 days)

Delivery charges

Energy-Summer

On peak	1,581 kWh x \$0.01207	\$19.08
Mid peak	17,577 kWh x \$0.01207	\$212.15
Off peak	25,585 kWh x \$0.01207	\$308.81
DWR bond charge	44,743 kWh x \$0.00513	\$229.53
Customer charge		\$123.84
Service charge	165 HP x \$5.85000	\$965.25

Your Delivery charges include:

- \$114.27 transmission charges
- \$1,027.61 distribution charges
- \$4.03 nuclear decommissioning charges
- \$425.95 public purpose programs charge
- \$46.53 new system generation charge

Generation charges

DWR

DWR energy credit	44,743 kWh x -\$0.00463	-\$207.16
-------------------	-------------------------	-----------

SCE

Energy-Summer

On peak	1,581 kWh x \$0.19976	\$315.82
Mid peak	17,577 kWh x \$0.07970	\$1,400.89
Off peak	25,585 kWh x \$0.03063	\$783.67

Your Generation charges include:

- \$80.54 competition transition charge

Your overall energy charges include:

- \$37.60 franchise fees

Subtotal of your new charges

Los Angeles Co UUT	\$4,151.88 x 4.50000%	\$186.83
--------------------	-----------------------	----------

State tax	44,743 kWh x \$0.00029	\$12.98
-----------	------------------------	---------

Your new charges		\$4,351.69
-------------------------	--	-------------------

Additional information:

- Service voltage: 480 volts
- Billing horsepower: 165.0 HP

Things you should know

LEGAL NOTICES...

View current and past notices and other important information online at www.sce.com/notices.

WHITE FENCE FARMS MUTUAL WATER CO.

41901 20TH STREET WEST
PALMDALE, CA 93551

WELLS FARGO BANK, N.A.

CALIFORNIA
WELLSFARGO.COM

14424

16-24-1220

09/01/2012

PAY TO THE ORDER OF Southern California Edison

\$ **4,148.35

Four Thousand One Hundred Forty-Eight and 35/100*****

DOLLARS

Southern California Edison
PO Box 300
Rosemead, CA 91772-0001

[Signature]
[Signature]

MEMO
2-28-398-6784 County 9/12/12

WHITE FENCE FARMS MUTUAL WATER CO.

Southern California Edison

Date	Type	Reference
09/01/2012	Bill	6784 6/12/12 County

Original Amt.
4,148.35

Balance Due
4,148.35

09/01/2012

Check Amount

14424

Payment
4,148.35
4,148.35

last month
\$ 4,351.69

This time last year
\$ 4,479.72



9/12/12

4,148.35

TER CO.

Date	Type	Reference
09/01/2012	Bill	6784 6/12/12 County

Original Amt.
4,148.35

Balance Due
4,148.35

09/01/2012

Check Amount

14424

Payment
4,148.35
4,148.35

Wells Fargo -

2-28-398-6784 County 9/12/12

4,148.35

For billing and service inquiries call 1-800-896-1245,
Mon - Fri 7 a.m. to 7 p.m. and Saturday 8 a.m. to 5 p.m.
For emergency services call 24 hrs a day, 7 days a week

Date bill prepared: Aug 24 '12

Customer account 2-28-398-6784

Service account 3-003-4216-87
41501 20TH ST W
PALMDALE, CA 93551

Rotating outage Group A003

Your account summary

Amount of your last bill	\$4,351.69
Payment we received on Aug 13 '12 - thank you	-\$4,351.69
Balance forward	\$0.00
Your new charges	\$4,148.35
Total amount you owe by Sep 12 '12	\$4,148.35

Compare the electricity you are using

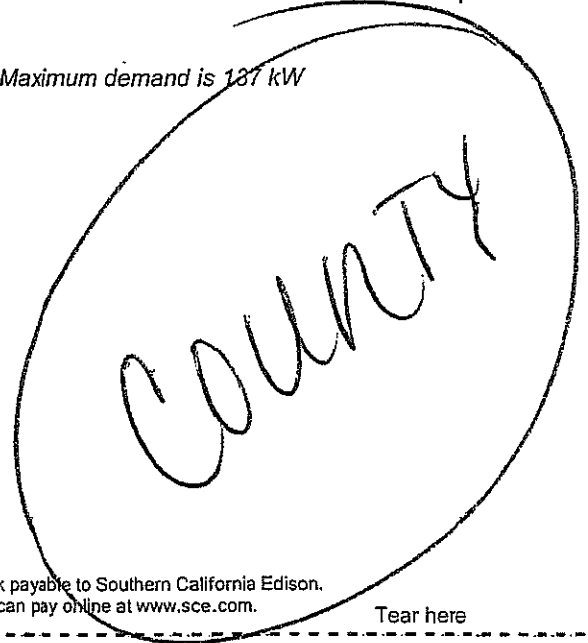
For meter 345M-006579 from Jul 24 '12 to Aug 22 '12
Total electricity you used this month in kWh

40,768

Your next meter read will be on or about Sep 21 '12.

	Electricity (kWh)
Summer Season	
On peak	1,512
Mid peak	17,744
Off peak	21,512
Total	40,768

Maximum demand is 137 kW



Please return the payment stub below with your payment and make your check payable to Southern California Edison.
If you want to pay in person, call 1-800-747-8908 for locations, or you can pay online at www.sce.com.

4-574) Tear here

Tear here



Customer account 2-28-398-6784
Please write this number on your check. Make your
check payable to Southern California Edison.

Amount due by Sep 12 '12 \$4,148.35

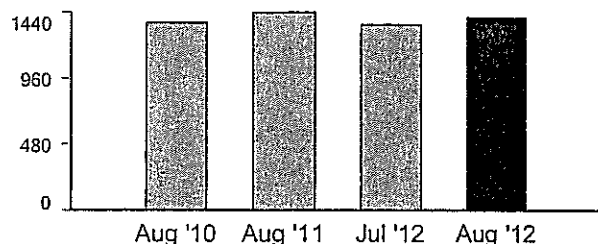
Amount enclosed \$

STMT 08242012 P5 C02 T0012 002234 01 AT 0.3710 C002
WHITE FENCE FARMS MUTUAL WATER
41901 20TH ST W
PALMDALE, CA 93551-1315

P.O. BOX 300
ROSEMEAD, CA 91772-0001

28 398 6784 00000093 000000000000414835000414835

Your daily average electricity usage (kWh)



Usage comparison

	Aug '10	Aug '11	Sep '11	Oct '11	Nov '11	Dec '11	Jan '12	Feb '12	Mar '12	Apr '12	May '12	Jun '12	Jul '12	Aug '12
Total kWh used	42,333	44,654	42,651	35,429	19,659	12,333	14,337	13,625	16,318	17,995	31,450	36,508	44,743	40,768
Number of days	31	31	31	32	30	29	33	31	31	28	30	29	33	29
Appx. average kWh used/day	1,365	1,440	1,375	1,107	655	425	434	439	526	642	1,048	1,258	1,355	1,405

Details of your new charges

Your rate: TOU-PA-A

Billing period: Jul 24 '12 to Aug 22 '12 (29 days)

Delivery charges

Energy-Summer

On peak	417 kWh x \$0.01207	\$5.03
Mid peak	4,895 kWh x \$0.01207	\$59.08
Off peak	5,934 kWh x \$0.01207	\$71.62
On peak	1,095 kWh x \$0.01211	\$13.26
Mid peak	12,849 kWh x \$0.01211	\$155.60
Off peak	15,578 kWh x \$0.01211	\$188.65
DWR bond charge	40,768 kWh x \$0.00513	\$209.14
Customer charge		\$34.16
Customer charge		\$91.58
Service charge	165 HP x \$5.85000 x 8/29 days	\$266.28
Service charge	165 HP x \$6.05000 x 21/29 days	\$722.87

Your Delivery charges include:

- \$118.49 transmission charges
- \$1,048.64 distribution charges
- \$5.44 nuclear decommissioning charges
- \$386.63 public purpose programs charge
- \$39.15 new system generation charge

Your Generation charges include:

- \$39.13 competition transition charge

Your overall energy charges include:

- \$35.85 franchise fees

Generation charges

DWR

DWR energy credit	40,768 kWh x -\$0.00463	-\$188.76
-------------------	-------------------------	-----------

SCE

Energy-Summer

On peak	417 kWh x \$0.19976	\$83.30
Mid peak	4,895 kWh x \$0.07970	\$390.13
Off peak	5,934 kWh x \$0.03063	\$181.76
On peak	1,095 kWh x \$0.19418	\$212.63
Mid peak	12,849 kWh x \$0.07755	\$996.44
Off peak	15,578 kWh x \$0.02989	\$465.63

Additional information:

- Service voltage: 480 volts
- Billing horsepower: 165.0 HP

Subtotal of your new charges		\$3,958.40
Los Angeles Co UUT	\$3,958.40 x 4.50000%	\$178.13
State tax	40,768 kWh x \$0.00029	\$11.82
Your new charges		\$4,148.35

WHITE FENCE FARMS MUTUAL WATER CO.

41901 20TH STREET WEST
PALMDALE, CA 93551

WELLS FARGO BANK, N.A.

CALIFORNIA
WELLSFARGO.COM

14462

16-24-1220

10/02/2012

PAY TO THE
ORDER OF

Southern California Edison

\$ **4,439.26

Four Thousand Four Hundred Thirty-Nine and 26/100*****

DOLLARS

Southern California Edison
PO Box 300
Rosemead, CA 91772-0001

[Signature]
[Signature]

MEMO

2-28-398-6784 10/15/12 County

Last month
4,148.35

WATER CO.

	10/02/2012	14462
Original Amt.	Balance Due	Payment
4,439.26	4,439.26	4,439.26
	Check Amount	4,439.26

Last year
4,340.80

COUNTY

Wells Fargo -

2-28-398-6784 10/15/12 County

4,439.26

WHITE FENCE FARMS MUTUAL WATER CO.

Southern California Edison

Date	Type	Reference
10/01/2012	Bill	6784 10/15/12 Cnty

	10/02/2012	14462
Original Amt.	Balance Due	Payment
4,439.26	4,439.26	4,439.26
	Check Amount	4,439.26

Wells Fargo

2-28-398-6784 10/15/12 County

4,439.26



P.O. Box 300
Rosemead, CA
91772-0001
www.sce.com

Your electricity bill

WHITE FENCE FARMS MUTUAL WATER / Page 1 of 6

For billing and service inquiries call 1-800-896-1245,
Mon - Fri 7 a.m. to 7 p.m. and Saturday 8 a.m. to 5 p.m.
For emergency services call 24 hrs a day, 7 days a week

Customer account 2-28-398-6784

41901 20TH ST W
PALMDALE, CA 93551-1315

Date bill prepared: Sep 25 '12

Your account summary

Amount of your last bill	\$4,148.35
Payment we received on Sep 07 '12 - thank you	-\$4,148.35
Balance forward	\$0.00
Your new charges	\$4,439.26
Total amount you owe by Oct 15 '12	\$4,439.26

Summary of your billing detail

Service account	Service address	Billing period	Your rate	New charges
3-003-4216-87	41501 20TH ST W	May 23 '12 to Jun 21 '12	TOU-PA-A	\$1.20
Billing adjustment	PALMDALE, CA			
3-003-4216-87	41501 20TH ST W	Aug 22 '12 to Sep 21 '12	TOU-PA-A	\$4,438.06
	PALMDALE, CA			
				\$4,439.26

Things you should know

SUMMER HEAT WAVE...

Due to the recent heat wave and period of higher than normal humidity you may have used more electricity than normal. As a result, you may notice an increase in your electric bill. For solutions to help you manage your energy usage and costs, visit www.sce.com/business/highbill.

WE HAVE CORRECTED YOUR ACCOUNT

This is your corrected bill. We apologize for any inconvenience this may have caused. If you have any questions, please call our 24-hour customer service number listed on your bill.

Please return the payment stub below with your payment and make your check payable to Southern California Edison.
If you want to pay in person, call 1-800-747-8908 for locations, or you can pay online at www.sce.com.

(4-574) Tear here

Tear here



Customer account 2-28-398-6784
Please write this number on your check. Make your
check payable to Southern California Edison.

Amount due by Oct 15 '12 **\$4,439.26**

Amount enclosed \$

STMT 09252012 P5 C03 T0035 006193 01 AT 0.3710 C002



WHITE FENCE FARMS MUTUAL WATER
41901 20TH ST W
PALMDALE, CA 93551-1315

P.O. BOX 300
ROSEMEAD, CA 91772-0001

28 398 6784 00000094 000000000000443926000443926

Service account 3-003-4216-87
Service address 41501 20TH ST W
PALMDALE, CA 93551
Rotating outage Group A003

Compare the electricity you are using

For meter 345M-006579 from Aug 22 '12 to Sep 21 '12
Total electricity you used this month in kWh

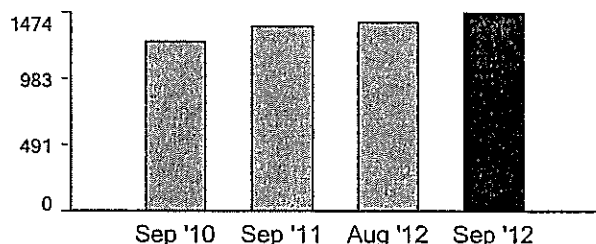
44,233

Your next meter read will be on or about Oct 24 '12.

	Electricity (kWh)
Summer Season	
On peak	1,525
Mid peak	20,552
Off peak	22,156
Total	44,233

Maximum demand is 140 kW

Your daily average electricity usage (kWh)



Usage comparison

	Sep '10	Sep '11	Oct '11	Nov '11	Dec '11	Jan '12	Feb '12	Mar '12	Apr '12	May '12	Jun '12	Jul '12	Aug '12	Sep '12
Total kWh used	37,875	42,651	35,429	19,659	12,333	14,337	13,625	16,318	17,995	31,450	36,508	44,743	40,768	44,233
Number of days	30	31	32	30	29	33	31	31	28	30	29	33	29	30
Appx. average kWh used/day	1,262	1,375	1,107	655	425	434	439	526	642	1,048	1,258	1,355	1,405	1,474

Details of your new charges

Your rate: TOU-PA-A

Billing period: Aug 22 '12 to Sep 21 '12 (30 days)

Delivery charges

Energy-Summer

On peak	1,525 kWh x \$0.01211	\$18.47
Mid peak	20,552 kWh x \$0.01211	\$248.88
Off peak	22,156 kWh x \$0.01211	\$268.31
DWR bond charge	44,233 kWh x \$0.00513	\$226.92
Customer charge		\$126.47
Service charge	165 HP x \$6.05000	\$998.25

Your Delivery charges include:

- \$114.81 transmission charges
- \$1,068.29 distribution charges
- \$6.63 nuclear decommissioning charges
- \$418.89 public purpose programs charge
- \$41.14 new system generation charge

Generation charges

DWR

DWR energy credit	44,233 kWh x -\$0.00463	-\$204.80
-------------------	-------------------------	-----------

SCE

Energy-Summer

On peak	1,525 kWh x \$0.19418	\$296.12
Mid peak	20,552 kWh x \$0.07755	\$1,593.81

Your Generation charges include:

- \$28.31 competition transition charge

Your overall energy charges include:

- \$38.35 franchise fees

(Continued on next page)

(Continued on next page)

WHITE FENCE FARMS MUTUAL WATER CO.

41901 20TH STREET WEST
PALMDALE, CA 93551

WELLS FARGO BANK, N.A.

CALIFORNIA
WELLSFARGO.COM

14500

16-24-1220

11/06/2012

PAY TO THE ORDER OF Southern California Edison

\$ **3,527.72

Three Thousand Five Hundred Twenty-Seven and 72/100*****

DOLLARS

Southern California Edison
PO Box 300
Rosemead, CA 91772-0001

[Signature]
[Signature]

MEMO
2-28-398-6784 11/14/12 County

WHITE FENCE FARMS MUTUAL WATER CO.

Southern California Edison

Date	Type	Reference
11/01/2012	Bill	6784 11/14/12 County

Original Amt.
3,527.72

Balance Due
3,527.72

11/06/2012

14500


Discount

Payment
3,527.72

Check Amount

3,527.72

Last month
4,439.26



/12 County

3,527.72

ATER CO.

Last yr
3,549.52

Date	Type	Reference
11/01/2012	Bill	6784 11/14/12 County

Original Amt.
3,527.72

Balance Due
3,527.72

11/06/2012

14500

Discount


Payment
3,527.72

Check Amount

3,527.72

Wells Fargo 5 2-28-398-6784 11/14/12 County

3,527.72



SOUTHERN CALIFORNIA
EDISON

An EDISON INTERNATIONAL® Company

P.O. Box 300
Rosemead, CA
91772-0001
www.sce.com

Your electricity bill

WHITE FENCE FARMS MUTUAL WATER / Page 1 of 8

For billing and service inquiries call 1-800-896-1245,
Mon - Fri 7 a.m. to 7 p.m. and Saturday 8 a.m. to 5 p.m.
For emergency services call 24 hrs a day, 7 days a week

Date bill prepared: Oct 26 '12

Customer account 2-28-398-6784

Service account 3-003-4216-87
41501 20TH ST W
PALMDALE, CA 93551

Rotating outage Group A003

Your account summary

Amount of your last bill	\$4,439.26
Payment we received on Oct 09 '12 - thank you	-\$4,439.26
Balance forward	\$0.00
Your new charges	\$3,527.72
Total amount you owe by Nov 14 '12	\$3,527.72

Compare the electricity you are using

For meter 345M-006579 from Sep 21 '12 to Oct 24 '12

Total electricity you used this month in kWh 37,827

Your next meter read will be on or about Nov 26 '12.

	Electricity (kWh)
Summer Season	
On peak	418
Mid peak	4,489
Off peak	7,817
Winter Season	
Mid peak	9,820
Off peak	15,283
Total	37,827

Maximum demand is 141 kW

COUNTY

Please return the payment stub below with your payment and make your check payable to Southern California Edison.
If you want to pay in person, call 1-800-747-8908 for locations, or you can pay online at www.sce.com.

(14-574) Tear here

Tear here



Customer account 2-28-398-6784
Please write this number on your check. Make your
check payable to Southern California Edison.

Amount due by Nov 14 '12 \$3,527.72

Amount enclosed \$

STMT 10262012 P5 C02 T0010 001972 01 AT 0.3710 C002

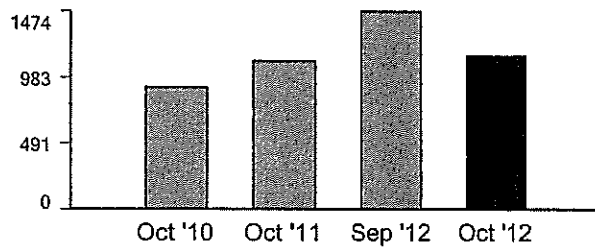


WHITE FENCE FARMS MUTUAL WATER
41901 20TH ST W
PALMDALE, CA 93551-1315

P.O. BOX 300
ROSEMEAD, CA 91772-0001

28 398 6784 00000099 000000000000352772000352772

Your daily average electricity usage (kWh)



Usage comparison

	Oct '10	Oct '11	Nov '11	Dec '11	Jan '12	Feb '12	Mar '12	Apr '12	May '12	Jun '12	Jul '12	Aug '12	Sep '12	Oct '12
Total kWh used	27,367	35,429	19,659	12,333	14,337	13,625	16,318	17,995	31,450	36,508	44,743	40,768	44,233	37,827
Number of days	30	32	30	29	33	31	31	28	30	29	33	29	30	33
Appx. average kWh used/day	912	1,107	655	425	434	439	526	642	1,048	1,258	1,355	1,405	1,474	1,146

Details of your new charges

Your rate: TOU-PA-A
Billing period: Sep 21 '12 to Oct 24 '12 (33 days Summer/Winter Season)

Delivery charges

Energy-Summer

On peak	418 kWh x \$0.01211	\$5.06
Mid peak	4,489 kWh x \$0.01211	\$54.36
Off peak	7,817 kWh x \$0.01211	\$94.66

Energy-Winter

Mid peak	9,820 kWh x \$0.01216	\$119.41
Off peak	15,283 kWh x \$0.01216	\$185.84

DWR bond charge

37,827 kWh x \$0.00513 \$194.05

Customer charge

\$126.47

Service charge

165 HP x \$6.05000 x 10/33 days \$302.50

Service charge

165 HP x \$6.31000 x 23/33 days \$725.65

Generation charges

DWR

DWR energy credit 37,827 kWh x -\$0.00463 -\$175.14

SCE

Energy-Summer

On peak	418 kWh x \$0.19418	\$81.17
Mid peak	4,489 kWh x \$0.07755	\$348.12
Off peak	7,817 kWh x \$0.02989	\$233.65

Energy-Winter

Mid peak	9,820 kWh x \$0.06507	\$638.99
Off peak	15,283 kWh x \$0.02817	\$430.52

Subtotal of your new charges

\$3,365.31

Los Angeles Co UUT

\$3,365.31 x 4.50000% \$151.44

State tax

37,827 kWh x \$0.00029 \$10.97

Your new charges

\$3,527.72

Your Delivery charges include:

- \$151.50 transmission charges
- \$1,053.03 distribution charges
- \$5.68 nuclear decommissioning charges
- \$359.48 public purpose programs charge
- \$35.17 new system generation charge

Your Generation charges include:

- \$24.21 competition transition charge

Your overall energy charges include:

- \$30.48 franchise fees

Additional information:

- Service voltage: 480 volts
- Billing horsepower: 165.0 HP

WHITE FENCE FARMS MUTUAL WATER CO.

41901 20TH STREET WEST
PALMDALE, CA 93551

WELLS FARGO BANK, N.A.

CALIFORNIA
WELLSFARGO.COM

14549

16-24-1220

12/04/2012

PAY TO THE
ORDER OF

Southern California Edison

\$ **2,530.69

Two Thousand Five Hundred Thirty and 69/100*****

DOLLARS

Southern California Edison
PO Box 300
Rosemead, CA 91772-0001

[Signature]

WELLS FARGO PLUS Check Fraud
Protection & ID Restoration

MEMO

2-28-3968-6784 12/17/12 County

[Signature] MP

WHITE FENCE FARMS MUTUAL WATER CO.

Southern California Edison

Date	Type	Reference
12/04/2012	Bill	6784 12/17 County

Original Amt.
2,530.69

Balance Due
2,530.69

12/04/2012

Discount

14549

Payment

2,530.69

Check Amount

2,530.69

Last month
\$ 3527.72

Last yr
\$ 2383.89

County

17/12 County

2,530.69

ATER CO.

Southern California Edison

Date	Type	Reference
12/04/2012	Bill	6784 12/17 County

Original Amt.
2,530.69

Balance Due
2,530.69

12/04/2012

Discount

14549

Payment

2,530.69

Check Amount

2,530.69

Wells Fargo 2-28-3968-6784 12/17/12 County

2,530.69

Usage comparison

	Nov '10	Nov '11	Dec '11	Jan '12	Feb '12	Mar '12	Apr '12	May '12	Jun '12	Jul '12	Aug '12	Sep '12	Oct '12	Nov '12
Total kWh used	28,967	19,659	12,333	14,337	13,625	16,318	17,995	31,450	36,508	44,743	40,768	44,233	37,827	23,105
Number of days	31	30	29	33	31	31	28	30	29	33	29	30	33	33
Appx. average kWh used/day	934	655	425	434	439	526	642	1,048	1,258	1,355	1,405	1,474	1,146	700

Details of your new charges

Your rate: TOU-PA-A

Billing period: Oct 24 '12 to Nov 26 '12 (33 days)

Delivery charges

Energy-Winter

Mid peak	8,247 kWh x \$0.01216	\$100.28
Off peak	14,858 kWh x \$0.01216	\$180.67
DWR bond charge	23,105 kWh x \$0.00513	\$118.53
Customer charge		\$126.47
Service charge	165 HP x \$6.31000	\$1,041.15

Your Delivery charges include:

- \$180.10 transmission charges
- \$1,018.01 distribution charges
- \$3.47 nuclear decommissioning charges
- \$219.96 public purpose programs charge
- \$21.49 new system generation charge

Generation charges

DWR

DWR energy credit	23,105 kWh x -\$0.00463	-\$106.98
-------------------	-------------------------	-----------

SCE

Energy-Winter

Mid peak	8,247 kWh x \$0.06507	\$536.63
Off peak	14,858 kWh x \$0.02817	\$418.55

Your Generation charges include:

- \$14.79 competition transition charge

Subtotal of your new charges

Los Angeles Co UUT	\$2,415.30 x 4.50000%	\$108.69
--------------------	-----------------------	----------

State tax	23,105 kWh x \$0.00029	\$6.70
-----------	------------------------	--------

Your new charges		\$2,530.69
-------------------------	--	-------------------

Your overall energy charges include:

- \$21.87 franchise fees

Additional information:

- Service voltage: 480 volts
- Billing horsepower: 165.0 HP

WHITE FENCE FARMS MUTUAL WATER CO.

41901 20TH STREET WEST
PALMDALE, CA 93551

WELLS FARGO BANK, N.A.

CALIFORNIA
WELLSFARGO.COM

14131

16-24-1220

01/03/2012

PAY TO THE ORDER OF Southern California Edison

\$ **1,980.26

One Thousand Nine Hundred Eighty and 26/100*****

DOLLARS

Southern California Edison
PO Box 300
Rosemead, CA 91772-0001

[Handwritten Signature]
[Handwritten Signature]

MEMO

2-02-607-7560 City 1/16/12

WHITE FENCE FARMS MUTUAL WATER CO.

Southern California Edison

Date	Type	Reference
01/01/2012	Bill	7560 1/16/12

Original Amt.
1,980.26

01/03/2012	
Balance Due	Discount
1,980.26	
Check Amount	

14131
Payment
1,980.26
1,980.26

[Large Handwritten Circle with "CITY" inside]

Wells Fargo - 2-02-607-7560 City 1/16/12

1,980.26

WHITE FENCE FARMS MUTUAL WATER CO.

Southern California Edison

Date	Type	Reference
01/01/2012	Bill	7560 1/16/12

Original Amt.
1,980.26

01/03/2012	
Balance Due	Discount
1,980.26	
Check Amount	

14131
Payment
1,980.26
1,980.26

Wells Fargo - 2-02-607-7560 City 1/16/12

1,980.26

For billing and service inquiries call 1-800-896-1245,
Mon - Fri 7 a.m. to 7 p.m. and Saturday 8 a.m. to 5 p.m.
For emergency services call 24 hrs a day, 7 days a week

Date bill prepared: Dec 28 '11

Customer account 2-02-607-7560

Service account 3-002-0243-53
1049 W COLUMBIA WAY
LANCASTER, CA 93534

Rotating outage Group N001

Your account summary

Amount of your last bill	\$2,282.60
Payment we received on Dec 12 '11 - thank you	-\$2,282.60
Balance forward	\$0.00
Your new charges	\$1,980.26
Total amount you owe by Jan 16 '12	\$1,980.26

Compare the electricity you are using


For meter 349M-007550 from Nov 23 '11 to Dec 23 '11
Total electricity you used this month in kWh

14,348

Your next meter read will be on or about Jan 25 '12.

	Electricity (kWh)	Demand (kW)
Winter Season		
Mid peak	8,013	128 (Nov 23 '11 09:15 to 09:30)
Off peak	6,335	122 (Dec 10 '11 09:45 to 10:00)
Total	14,348	

Maximum demand is 128 kW



Please return the payment stub below with your payment and make your check payable to Southern California Edison.
If you want to pay in person, call 1-800-747-8908 for locations, or you can pay online at www.sce.com.

(14-574) Tear here

Tear here



Customer account 2-02-607-7560
Please write this number on your check. Make your
check payable to Southern California Edison.

Amount due by Jan 16 '12 \$1,980.26

Amount enclosed \$

STMT 12282011 P5 C03 T0041 007545 01 AT 0.3620 C002

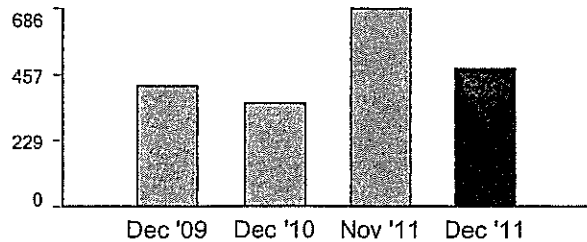


WHITE FENCE FARMS MUTUAL WATER
41901 20TH ST W
PALMDALE, CA 93551-1315

P.O. BOX 300
ROSEMEAD, CA 91772-0001

02 607 7560 00000069 000000000000198026000198026

Your daily average electricity usage (kWh)



*Your monthly usage may be higher than usual...
Based on your historical usage pattern, your monthly usage is trending higher than normal. As a result, you may notice an increase in your bill. If you would like information on tips and programs that can help you lower your energy usage and your bill, please visit www.sce.com/billhelper.*

Usage comparison

	Dec '09	Dec '10	Jan '11	Feb '11	Mar '11	Apr '11	May '11	Jun '11	Jul '11	Aug '11	Sep '11	Oct '11	Nov '11	Dec '11
Total kWh used	12,565	10,793	11,781	12,562	11,599	18,951	23,517	31,277	43,223	40,425	39,869	32,872	19,896	14,348
Number of days	30	30	33	30	29	31	28	30	33	28	31	33	29	30
Appx. average kWh used/day	418	359	357	418	399	611	839	1,042	1,309	1,443	1,286	996	686	478

Details of your new charges

Your rate: TOU-PA-B

Billing period: Nov 23 '11 to Dec 23 '11 (30 days)

Delivery charges

Facilities rel demand	128 kW x \$7.87000	\$1,007.36
Energy-Winter		
Mid peak	8,013 kWh x \$0.01222	\$97.92
Off peak	6,335 kWh x \$0.01222	\$77.41
DWR bond charge	14,348 kWh x \$0.00505	\$72.46
Customer charge		\$123.84

Your Delivery charges include:

- \$169.03 transmission charges
- \$985.42 distribution charges
- \$1.29 nuclear decommissioning charges
- \$132.43 public purpose programs charge
- \$14.92 new system generation charge

Generation charges

DWR		
Energy-Winter		
Mid peak	748 kWh x \$0.03952	\$29.56
Off peak	591 kWh x \$0.03952	\$23.36

Your Generation charges include:

- \$30.85 competition transition charge

SCE

Energy-Winter		
Mid peak	7,265 kWh x \$0.05208	\$378.36
Off peak	5,744 kWh x \$0.02887	\$165.83

Your overall energy charges include:

- \$17.90 franchise fees

Subtotal of your new charges		\$1,976.10
State tax	14,348 kWh x \$0.00029	\$4.16
Your new charges		\$1,980.26

Additional information:

- DWR provided 9.330% of the energy you used this month
- Service voltage: 480 volts

WHITE FENCE FARMS MUTUAL WATER CO.

41901 20TH STREET WEST
PALMDALE, CA 93551

WELLS FARGO BANK, N.A.

CALIFORNIA
WELLSFARGO.COM

14167

16-24-1220

02/01/2012

PAY TO THE
ORDER OF



Southern California Edison

\$ **1,764.84

One Thousand Seven Hundred Sixty-Four and 84/100*****

DOLLARS 

Southern California Edison
PO Box 300
Rosemead, CA 91772-0001


 NP

MEMO

2-02-607-7560 2/15/12 CITY

WHITE FENCE FARMS MUTUAL WATER CO.

Southern California Edison

Date	Type	Reference
01/31/2012	Bill	7560 2/15/12

Original Amt.
1,764.84

02/01/2012	Balance Due	Discount
	1,764.84	
	Check Amount	

14167	Payment
	1,764.84
	1,764.84



Wells Fargo -

2-02-607-7560 2/15/12 CITY

1,764.84

WHITE FENCE FARMS MUTUAL WATER CO.

Southern California Edison

Date	Type	Reference
01/31/2012	Bill	7560 2/15/12

Original Amt.
1,764.84

02/01/2012	Balance Due	Discount
	1,764.84	
	Check Amount	

14167	Payment
	1,764.84
	1,764.84

Wells Fargo - 1

5 2-02-607-7560 2/15/12 CITY

1,764.84

For billing and service inquiries call 1-800-896-1245,
Mon - Fri 7 a.m. to 7 p.m. and Saturday 8 a.m. to 5 p.m.
For emergency services call 24 hrs a day, 7 days a week

Date bill prepared: Jan 27 '12

Customer account 2-02-607-7560

Service account 3-002-0243-53
1049 W COLUMBIA WAY
LANCASTER, CA 93534

Rotating outage Group N001

Your account summary

Amount of your last bill	\$1,980.26
Payment we received on Jan 09 '12 - thank you	-\$1,980.26
Balance forward	\$0.00
Your new charges	\$1,764.84
Total amount you owe by Feb 15 '12	\$1,764.84

Compare the electricity you are using

For meter 349M-007550 from Dec 23 '11 to Jan 24 '12
Total electricity you used this month in kWh

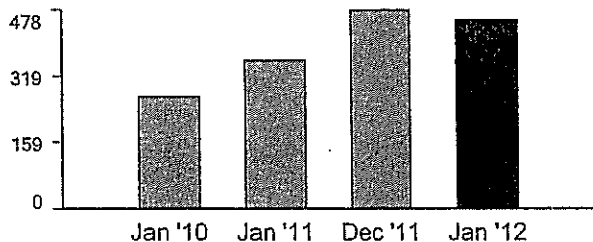
14,606

Your next meter read will be on or about Feb 24 '12.

	Electricity (kWh)	Demand (kW)	
Winter Season			
Mid peak	3,356	119	(Jan 6 '12 20:15 to 20:30)
Off peak	11,250	121	(Jan 14 '12 11:15 to 11:30)
Total	14,606		

Maximum demand is 121 kW

Your daily average electricity usage (kWh)



City

Please return the payment stub below with your payment and make your check payable to Southern California Edison.
If you want to pay in person, call 1-800-747-8908 for locations, or you can pay online at www.sce.com.

4-574) Tear here

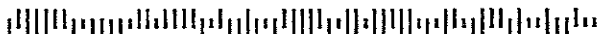
Tear here



Customer account 2-02-607-7560
Please write this number on your check. Make your
check payable to Southern California Edison.

Amount due by Feb 15 '12 **\$1,764.84**
Amount enclosed \$

STMT 01272012 P5 C02 T0020 003792 01 AT 0.3710 C002



WHITE FENCE FARMS MUTUAL WATER
41901 20TH ST W
PALMDALE, CA 93551-1315

P.O. BOX 300
ROSEMEAD, CA 91772-0001

02 607 7560 00000067 000000000000176484000176484

Usage comparison

	Jan '10	Jan '11	Feb '11	Mar '11	Apr '11	May '11	Jun '11	Jul '11	Aug '11	Sep '11	Oct '11	Nov '11	Dec '11	Jan '12
Total kWh used	8,925	11,781	12,562	11,599	18,951	23,517	31,277	43,223	40,425	39,869	32,872	19,896	14,348	14,606
Number of days	33	33	30	29	31	28	30	33	28	31	33	29	30	32
Appx. average kWh used/day	270	357	418	399	611	839	1,042	1,309	1,443	1,286	996	686	478	456

Details of your new charges

Your rate: TOU-PA-B

Billing period: Dec 23 '11 to Jan 24 '12 (32 days)

Delivery charges

Facilities rel demand	121 kW x \$7.87000 x 9/32 days	\$267.83
Facilities rel demand	121 kW x \$7.80000 x 23/32 days	\$678.36
Energy-Winter		
Mid peak	944 kWh x \$0.01222	\$11.54
Off peak	3,164 kWh x \$0.01222	\$38.66
Mid peak	2,412 kWh x \$0.01203	\$29.02
Off peak	8,086 kWh x \$0.01203	\$97.27
DWR bond charge	4,108 kWh x \$0.00505	\$20.75
DWR bond charge	10,498 kWh x \$0.00513	\$53.85
Customer charge		\$123.84

Your Delivery charges include:

- \$148.21 transmission charges
- \$940.64 distribution charges
- \$1.31 nuclear decommissioning charges
- \$137.65 public purpose programs charge
- \$15.19 new system generation charge

Generation charges

DWR		
DWR energy credit	10,498 kWh x -\$0.00593	-\$62.25
Energy-Winter		
Mid peak	93 kWh x \$0.03952	\$3.68
Off peak	312 kWh x \$0.03952	\$12.33
SCE		
Energy-Winter		
Mid peak	3,263 kWh x \$0.05208	\$169.94
Off peak	10,938 kWh x \$0.02887	\$315.78

Your Generation charges include:

- \$31.40 competition transition charge

Your overall energy charges include:

- \$15.94 franchise fees

Additional information:

- DWR provided 9.873% of the energy you used this month
- Service voltage: 480 volts

Subtotal of your new charges		\$1,760.60
State tax	14,606 kWh x \$0.00029	\$4.24
Your new charges		\$1,764.84

Things you should know

Visit SCE at the World Ag Expo...

Find out about energy saving tips, rebates and programs by visiting SCE at the World Ag Expo, Feb. 14-16 in Tulare, CA. Customers who bring a recent copy of their bill to the SCE booth #I25 will receive a free gift, while supplies last.

You may notice a change in your billing statement.....

Effective 1/1/2012, the billing rates used to calculate your bill have been modified. You may notice the recurring line items in the "Details of New Charges" section which reflects the bill calculation before and after the rate change. The first line item reflects the rates prior to 1/1/2012 and the second line item reflects the rates after 1/1/2012. For more information, please visit www.sce.com/bill_change.

DEPARTMENT OF WATER RESOURCES CHANGES...

Due to changes in Department of Water Resources (DWR), you may receive DWR energy credits. The DWR energy credits and percent will appear on your December 2011 through January 2012 bill statement and will be displayed in the "Details of Your New Charges" section.

WHITE FENCE FARMS MUTUAL WATER CO.

41901 20TH STREET WEST
PALMDALE, CA 93551

WELLS FARGO BANK, N.A.

CALIFORNIA
WELLSFARGO.COM

14204

16-24-1220

03/06/2012

PAY TO THE ORDER OF Southern California Edison

\$**1,859.22

One Thousand Eight Hundred Fifty-Nine and 22/100*****

DOLLARS

Southern California Edison
PO Box 300
Rosemead, CA 91772-0001

[Signature]
[Signature]

MEMO

2-02-607-7560 3/19/12 City

WHITE FENCE FARMS MUTUAL WATER CO.

Southern California Edison

Date	Type	Reference
03/05/2012	Bill	7560 3/19/12 City

Original Amt.
1,859.22

Balance Due
1,859.22

03/06/2012

Discount

Check Amount

14204

Payment

1,859.22

1,859.22

CITY

Wells Fargo - 2-02-607-7560 3/19/12 City

1,859.22

WHITE FENCE FARMS MUTUAL WATER CO.

Southern California Edison

Date	Type	Reference
03/05/2012	Bill	7560 3/19/12 City

Original Amt.
1,859.22

Balance Due
1,859.22

03/06/2012

Discount

Check Amount

14204

Payment

1,859.22

1,859.22

Wells Fargo - 2-02-607-7560 3/19/12 City

1,859.22

For billing and service inquiries call 1-800-896-1245,
Mon - Fri 7 a.m. to 7 p.m. and Saturday 8 a.m. to 5 p.m.
For emergency services call 24 hrs a day, 7 days a week

Date bill prepared: Feb 28 '12

Customer account 2-02-607-7560

Service account 3-002-0243-53
1049 W COLUMBIA WAY
LANCASTER, CA 93534

Rotating outage Group N001

Your account summary

Amount of your last bill	\$1,764.84
Payment we received on Feb 13 '12 - thank you	-\$1,764.84
Balance forward	\$0.00
Your new charges	\$1,859.22
Total amount you owe by Mar 19 '12	\$1,859.22

Compare the electricity you are using

For meter 349M-007550 from Jan 24 '12 to Feb 24 '12
Total electricity you used this month in kWh


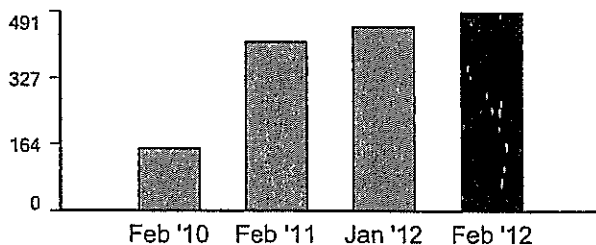
15,219

Your next meter read will be on or about Mar 26 '12.

	Electricity (kWh)	Demand (kW)	
Winter Season			
Mid peak	6,613	124	(Feb 23 '12 10:15 to 10:30)
Off peak	8,606	121	(Feb 11 '12 12:15 to 12:30)
Total	15,219		

Maximum demand is 124 kW

Your daily average electricity usage (kWh)



Please return the payment stub below with your payment and make your check payable to Southern California Edison.
If you want to pay in person, call 1-800-747-8908 for locations, or you can pay online at www.sce.com.

14-574) Tear here

Tear here



Customer account 2-02-607-7560
Please write this number on your check. Make your
check payable to Southern California Edison.

Amount due by Mar 19 '12 \$1,859.22

Amount enclosed \$

STMT 02282012 P5 C03 T0046 008242 01 AT 0.3710 C002



WHITE FENCE FARMS MUTUAL WATER
41901 20TH ST W
PALMDALE, CA 93551-1315

P.O. BOX 300
ROSEMEAD, CA 91772-0001

02 607 7560 00000066 000000000000185922000185922

Usage comparison

	Feb '10	Feb '11	Mar '11	Apr '11	May '11	Jun '11	Jul '11	Aug '11	Sep '11	Oct '11	Nov '11	Dec '11	Jan '12	Feb '12
Total kWh used	4,642	12,562	11,599	18,951	23,517	31,277	43,223	40,425	39,869	32,872	19,896	14,348	14,606	15,219
Number of days	30	30	29	31	28	30	33	28	31	33	29	30	32	31
Appx. average kWh used/day	154	418	399	611	839	1,042	1,309	1,443	1,286	996	686	478	456	490

Details of your new charges

Your rate: TOU-PA-B

Billing period: Jan 24 '12 to Feb 24 '12 (31 days)

Delivery charges

Facilities rel demand	124 kW x \$7.80000	\$967.20
Energy-Winter		
Mid peak	6,613 kWh x \$0.01203	\$79.55
Off peak	8,606 kWh x \$0.01203	\$103.53
DWR bond charge	15,219 kWh x \$0.00513	\$78.07
Customer charge		\$123.84

Your Delivery charges include:

- \$147.24 transmission charges
- \$961.45 distribution charges
- \$1.37 nuclear decommissioning charges
- \$144.58 public purpose programs charge
- \$15.83 new system generation charge

Generation charges

DWR		
DWR energy credit	15,219 kWh x -\$0.00593	-\$90.25
SCE		
Energy-Winter		
Mid peak	6,613 kWh x \$0.05208	\$344.41
Off peak	8,606 kWh x \$0.02887	\$248.46

Your Generation charges include:

- \$32.72 competition transition charge

Your overall energy charges include:

- \$16.80 franchise fees

Subtotal of your new charges		\$1,854.81
State tax	15,219 kWh x \$0.00029	\$4.41
Your new charges		\$1,859.22

Additional information:

- Service voltage: 480 volts

Things you should know

DEPARTMENT OF WATER RESOURCES CHANGES...

Due to changes in Department of Water Resources (DWR), you may receive DWR energy credits. The DWR energy credits will be displayed in the "Details of Your New Charges" section of the statement.

WHITE FENCE FARMS MUTUAL WATER CO.

41901 20TH STREET WEST
PALMDALE, CA 93551

WELLS FARGO BANK, N.A.

CALIFORNIA
WELLSFARGO.COM

14243

16-24-1220

04/06/2012

PAY TO THE
ORDER OF

Southern California Edison

\$ **2,023.40

Two Thousand Twenty-Three and 40/100*****

DOLLARS

Southern California Edison
PO Box 300
Rosemead, CA 91772-0001

[Signature]
[Signature]

MEMO

2-02-607-7560 City 4/16/12

WHITE FENCE FARMS MUTUAL WATER CO.

Southern California Edison

Date	Type	Reference
04/03/2012	Bill	7560 4/16/12

	04/06/2012	14243
Original Amt.	2,023.40	
Balance Due	2,023.40	
Check Amount		
		Payment
		2,023.40
		2,023.40

[Large circular stamp with signature]

Wells Fargo - 2-02-607-7560 City 4/16/12

2,023.40

WHITE FENCE FARMS MUTUAL WATER CO.

Southern California Edison

Date	Type	Reference
04/03/2012	Bill	7560 4/16/12

	04/06/2012	14243
Original Amt.	2,023.40	
Balance Due	2,023.40	
Check Amount		
		Payment
		2,023.40
		2,023.40

Wells Fargo - 2-02-607-7560 City 4/16/12

2,023.40



P.O. Box 300
Rosemead, CA
91772-0001
www.sce.com

Your electricity bill

WHITE FENCE FARMS MUTUAL WATER / Page 1 of 6

For billing and service inquiries call 1-800-896-1245,
Mon - Fri 7 a.m. to 7 p.m. and Saturday 8 a.m. to 5 p.m.
For emergency services call 24 hrs a day, 7 days a week

Date bill prepared: Mar 28 '12

Customer account 2-02-607-7560

Service account 3-002-0243-53
1049 W COLUMBIA WAY
LANCASTER, CA 93534

Rotating outage Group N001

Your account summary

Amount of your last bill	\$1,859.22
Payment we received on Mar 12 '12 - thank you	-\$1,859.22
Balance forward	\$0.00
Your new charges	\$2,023.40
Total amount you owe by Apr 16 '12	\$2,023.40

Compare the electricity you are using

For meter 349M-007550 from Feb 24 '12 to Mar 26 '12
Total electricity you used this month in kWh

18,126

Your next meter read will be on or about Apr 24 '12.

	Electricity (kWh)	Demand (kW)	
Winter Season			
Mid peak	7,619	127	(Feb 24 '12 10:45 to 11:00)
Off peak	10,507	127	(Mar 11 '12 11:00 to 11:15)
Total	18,126		

Maximum demand is 127 kW

Please return the payment stub below with your payment and make your check payable to Southern California Edison.
If you want to pay in person, call 1-800-747-8908 for locations, or you can pay online at www.sce.com.

Tear here

Tear here



Customer account 2-02-607-7560
Please write this number on your check. Make your
check payable to Southern California Edison.

Amount due by Apr 16 '12 \$2,023.40

Amount enclosed \$

STMT 03282012 P5 C02 T0012 002392 01 AT 0.3710 C002

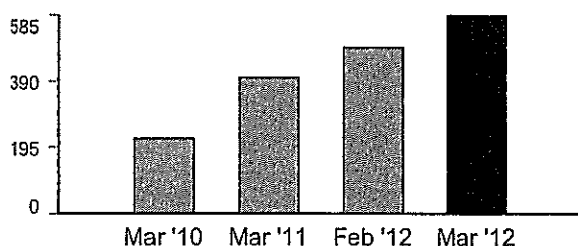


WHITE FENCE FARMS MUTUAL WATER
41901 20TH ST W
PALMDALE, CA 93551-1315

P.O. BOX 300
ROSEMEAD, CA 91772-0001

02 607 7560 00000067 000000000000202340000202340

Your daily average electricity usage (kWh)



Your monthly usage may be higher than usual...
Based on your historical usage pattern, your monthly usage is trending higher than normal. As a result, you may notice an increase in your bill. If you would like information on tips and programs that can help you lower your energy usage and your bill, please visit www.sce.com/billhelper.

Usage comparison

	Mar '10	Mar '11	Apr '11	May '11	Jun '11	Jul '11	Aug '11	Sep '11	Oct '11	Nov '11	Dec '11	Jan '12	Feb '12	Mar '12
Total kWh used	6,422	11,599	18,951	23,517	31,277	43,223	40,425	39,869	32,872	19,896	14,348	14,606	15,219	18,126
Number of days	29	29	31	28	30	33	28	31	33	29	30	32	31	31
Appx. average kWh used/day	221	399	611	839	1,042	1,309	1,443	1,286	996	686	478	456	490	584

Details of your new charges

Your rate: TOU-PA-B

Billing period: Feb 24 '12 to Mar 26 '12 (31 days)

Delivery charges

Facilities rel demand	127 kW x \$7.80000	\$990.60
Energy-Winter		
Mid peak	7,619 kWh x \$0.01203	\$91.66
Off peak	10,507 kWh x \$0.01203	\$126.40
DWR bond charge	18,126 kWh x \$0.00513	\$92.99
Customer charge		\$123.84

Your Delivery charges include:

- \$148.06 transmission charges
- \$987.41 distribution charges
- \$1.63 nuclear decommissioning charges
- \$172.20 public purpose programs charge
- \$18.85 new system generation charge

Generation charges

DWR		
DWR energy credit	18,126 kWh x -\$0.00593	-\$107.49
SCE		
Energy-Winter		
Mid peak	7,619 kWh x \$0.05208	\$396.80
Off peak	10,507 kWh x \$0.02887	\$303.34

Your Generation charges include:

- \$38.97 competition transition charge

Subtotal of your new charges		\$2,018.14
State tax	18,126 kWh x \$0.00029	\$5.26
Your new charges		\$2,023.40

Your overall energy charges include:

- \$18.28 franchise fees

Additional information:

- Service voltage: 480 volts

14281

WELLS FARGO BANK, N.A.

CALIFORNIA
WELLSFARGO.COM

16-24-1220

05/01/2012

WHITE FENCE FARMS MUTUAL WATER CO.



41901 20TH STREET WEST
PALMDALE, CA 93551

PAY TO THE ORDER OF Southern California Edison

\$ **2,198.00

Two Thousand One Hundred Ninety-Eight and 00/100*****

DOLLARS

Southern California Edison
PO Box 300
Rosemead, CA 91772-0001



MEMO

2-02-607-7560 City 5/15/12

WHITE FENCE FARMS MUTUAL WATER CO.

Southern California Edison

Date	Type	Reference
04/27/2012	Bill	7560 5/15/12

Original Amt.
2,198.00

Balance Due	Discount	Check Amount
2,198.00		

05/01/2012

14281

Payment
2,198.00
2,198.00



Wells Fargo

2-02-607-7560 City 5/15/12

2,198.00

WHITE FENCE FARMS MUTUAL WATER CO.

Southern California Edison

Date	Type	Reference
04/27/2012	Bill	7560 5/15/12

Original Amt.
2,198.00

Balance Due	Discount	Check Amount
2,198.00		

05/01/2012

14281

Payment
2,198.00
2,198.00

Wells Fargo

2-02-607-7560 City 5/15/12

2,198.00



P.O. Box 300
Rosemead, CA
91772-0001
www.sce.com

Your electricity bill

WHITE FENCE FARMS MUTUAL WATER / Page 1 of 6

For billing and service inquiries call 1-800-896-1245,
Mon - Fri 7 a.m. to 7 p.m. and Saturday 8 a.m. to 5 p.m.
For emergency services call 24 hrs a day, 7 days a week


Date bill prepared: Apr 26 '12


Customer account 2-02-607-7560

Service account 3-002-0243-53
1049 W COLUMBIA WAY
LANCASTER, CA 93534

Rotating outage Group N001

Your account summary

Amount of your last bill	\$2,023.40
Payment we received on Apr 16 '12 - thank you	-\$2,023.40
Balance forward	\$0.00
Your new charges	\$2,198.00
 Total amount you owe by May 15 '12	\$2,198.00



Compare the electricity you are using

Please return the payment stub below with your payment and make your check payable to Southern California Edison.
If you want to pay in person, call 1-800-747-8908 for locations, or you can pay online at www.sce.com.

(14-574)

Tear here

Tear here



Customer account 2-02-607-7560
Please write this number on your check. Make your
check payable to Southern California Edison.

Amount due by May 15 '12 \$2,198.00

Amount enclosed \$

STMT 04262012 P5 C02 T0028 005736 01 AT 0.3710 C002



WHITE FENCE FARMS MUTUAL WATER
41901 20TH ST W
PALMDALE, CA 93551-1315

P.O. BOX 300
ROSEMEAD, CA 91772-0001

02 607 7560 00000068 0000000000002198000000219800

For meter 349M-007550 from Mar 26 '12 to Apr 24 '12
Total electricity you used this month in kWh

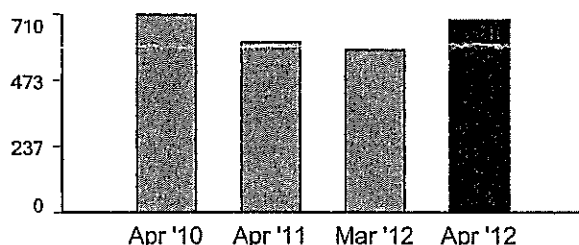
20,101

Your next meter read will be on or about May 23 '12.

Maximum demand is 133 kW

	Electricity (kWh)	Demand (kW)
Winter Season		
Mid peak	9,689	129 (Apr 20 '12 09:00 to 09:15)
Off peak	10,412	133 (Apr 23 '12 07:00 to 07:15)
Total	20,101	

Your daily average electricity usage (kWh)



Usage comparison

	Apr '10	Apr '11	May '11	Jun '11	Jul '11	Aug '11	Sep '11	Oct '11	Nov '11	Dec '11	Jan '12	Feb '12	Mar '12	Apr '12
Total kWh used	21,998	18,951	23,517	31,277	43,223	40,425	39,869	32,872	19,896	14,348	14,606	15,219	18,126	20,101
Number of days	31	31	28	30	33	28	31	33	29	30	32	31	31	29
Appx. average kWh used/day	709	611	839	1,042	1,309	1,443	1,286	996	686	478	456	490	584	693

Details of your new charges

Your rate: TOU-PA-B

Billing period: Mar 26 '12 to Apr 24 '12 (29 days)

Delivery charges

Facilities rel demand	133 kW x \$7.80000	\$1,037.40
Energy-Winter		
Mid peak	9,689 kWh x \$0.01203	\$116.56
Off peak	10,412 kWh x \$0.01203	\$125.26
DWR bond charge	20,101 kWh x \$0.00513	\$103.12
Customer charge		\$123.84

Generation charges

DWR		
DWR energy credit	20,101 kWh x -\$0.00593	-\$119.20
SCE		
Energy-Winter		
Mid peak	9,689 kWh x \$0.05208	\$504.60
Off peak	10,412 kWh x \$0.02887	\$300.59

Your Delivery charges include:

- \$153.85 transmission charges
- \$1,030.70 distribution charges
- \$1.81 nuclear decommissioning charges
- \$190.96 public purpose programs charge
- \$20.91 new system generation charge

Your Generation charges include:

- \$43.22 competition transition charge

(Continued on next page)

(Continued on next page)

WHITE FENCE FARMS MUTUAL WATER CO.

41901 20TH STREET WEST
PALMDALE, CA 93551

WELLS FARGO BANK, N.A.

CALIFORNIA
WELLSFARGO.COM

14314

16-24-1220

06/01/2012

PAY TO THE ORDER OF Southern California Edison

\$ **2,772.15

Two Thousand Seven Hundred Seventy-Two and 15/100*****

DOLLARS 6

Southern California Edison
PO Box 300
Rosemead, CA 91772-0001

[Signature]
[Signature]

MEMO 2-02-607-7560 City

WHITE FENCE FARMS MUTUAL WATER CO.


Southern California Edison

Date	Type	Reference
05/30/2012	Bill	7560 6/13/12

Original Amt.
2,772.15

06/01/2012	Balance Due	Discount
	2,772.15	
	Check Amount	

14314
Payment
2,772.15
2,772.15



Wells Fargo 2-02-607-7560 City

2,772.15

WHITE FENCE FARMS MUTUAL WATER CO.

Southern California Edison

Date	Type	Reference
05/30/2012	Bill	7560 6/13/12

Original Amt.
2,772.15

06/01/2012	Balance Due	Discount
	2,772.15	
	Check Amount	

14314
Payment
2,772.15
2,772.15

Wells Fargo 2-02-607-7560 City

2,772.15



P.O. Box 300
Rosemead, CA
91772-0001
www.sce.com

Your electricity bill

WHITE FENCE FARMS MUTUAL WATER / Page 1 of 6

For billing and service inquiries call 1-800-896-1245,
Mon - Fri 7 a.m. to 7 p.m. and Saturday 8 a.m. to 5 p.m.
For emergency services call 24 hrs a day, 7 days a week

Customer account 2-02-607-7560

Service account 3-002-0243-53
1049 W COLUMBIA WAY
LANCASTER, CA 93534

Rotating outage Group N001

Date bill prepared: May 25 '12

Your account summary

Amount of your last bill	\$2,198.00
Payment we received on May 04 '12 - thank you	-\$2,198.00
Balance forward	\$0.00
Your new charges	\$2,772.15
Total amount you owe by Jun 13 '12	\$2,772.15

Compare the electricity you are using

For meter 349M-007550 from Apr 24 '12 to May 23 '12
Total electricity you used this month in kWh


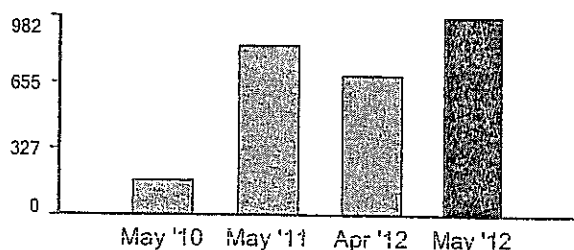
28,483

Your next meter read will be on or about Jun 22 '12.

	Electricity (kWh)	Demand (kW)
Winter Season		
Mid peak	11,438	158 (May 14 '12 09:00 to 09:15)
Off peak	17,045	133 (May 3 '12 07:15 to 07:30)
Total	28,483	

Maximum demand is 158 kW

Your daily average electricity usage (kWh)



(14-574)

Tear here

Please return the payment stub below with your payment and make your check payable to Southern California Edison.
If you want to pay in person, call 1-800-747-8908 for locations, or you can pay online at www.sce.com.

Tear here



Customer account 2-02-607-7560
Please write this number on your check. Make your
check payable to Southern California Edison.

Amount due by Jun 13 '12 \$2,772.15

Amount enclosed \$

STMT 05252012 P5 C02 T0010 001834 01 AT 0.3710 C002
WHITE FENCE FARMS MUTUAL WATER
41901 20TH ST W
PALMDALE, CA 93551-1315

P.O. BOX 300
ROSEMEAD, CA 91772-0001

02 607 7560 00000065 000000000000277215000277215

Usage comparison

	May '10	May '11	Jun '11	Jul '11	Aug '11	Sep '11	Oct '11	Nov '11	Dec '11	Jan '12	Feb '12	Mar '12	Apr '12	May '12
Total kWh used	4,951	23,517	31,277	43,223	40,425	39,869	32,872	19,896	14,348	14,606	15,219	18,126	20,101	28,483
Number of days	29	28	30	33	28	31	33	29	30	32	31	31	29	29
Appx. average kWh used/day	170	839	1,042	1,309	1,443	1,286	996	686	478	456	490	584	693	982

Details of your new charges

Your rate: TOU-PA-B

Billing period: Apr 24 '12 to May 23 '12 (29 days)

Delivery charges

Facilities rel demand	158 kW x \$7.80000	\$1,232.40
Energy-Winter		
Mid peak	11,438 kWh x \$0.01203	\$137.60
Off peak	17,045 kWh x \$0.01203	\$205.05
DWR bond charge	28,483 kWh x \$0.00513	\$146.12
Customer charge		\$123.84

Your Delivery charges include:

- \$177.80 transmission charges
- \$1,211.48 distribution charges
- \$2.56 nuclear decommissioning charges
- \$270.59 public purpose programs charge
- \$29.63 new system generation charge

Generation charges

DWR		
DWR energy credit	28,483 kWh x -\$0.00593	-\$168.90
SCE		
Energy-Winter		
Mid peak	11,438 kWh x \$0.05208	\$595.69
Off peak	17,045 kWh x \$0.02887	\$492.09

Your Generation charges include:

- \$61.24 competition transition charge

Subtotal of your new charges		\$2,763.89
State tax	28,483 kWh x \$0.00029	\$8.26
Your new charges		\$2,772.15

Your overall energy charges include:

- \$25.03 franchise fees

Additional information:

- Service voltage: 480 volts

Things you should know

LEGAL NOTICES...

View current and past notices and other important information online at www.sce.com/notices.

WHITE FENCE FARMS MUTUAL WATER CO.

41901 20TH STREET WEST
PALMDALE, CA 93551

WELLS FARGO BANK, N.A.

CALIFORNIA
WELLSFARGO.COM

14347

16-24-1220

07/01/2012

PAY TO THE ORDER OF Southern California Edison

\$**4,160.65

Four Thousand One Hundred Sixty and 65/100*****

DOLLARS

Southern California Edison
PO Box 300
Rosemead, CA 91772-0001

[Signature]
[Signature]
MP

MEMO

2-02-607-7560 City 7/12/12

WHITE FENCE FARMS MUTUAL WATER CO.

Southern California Edison

Date	Type	Reference
06/26/2012	Bill	7560 City 7/12/12

Original Amt.	4,160.65
---------------	----------

07/01/2012	
Balance Due	Discount
4,160.65	
Check Amount	

14347	
Payment	
4,160.65	
4,160.65	



Wells Fargo - --- 2-02-607-7560 City 7/12/12

4,160.65

WHITE FENCE FARMS MUTUAL WATER CO.

Southern California Edison

Original Amt.	4,160.65
---------------	----------

07/01/2012	
Balance Due	Discount
4,160.65	
Check Amount	

14347	
Payment	
4,160.65	
4,160.65	

Last month
\$ 2772.15

Last year
\$ 4103.05

7/12/12

4,160.65



P.O. Box 300
Rosemead, CA
91772-0001
www.sce.com

Your electricity bill

WHITE FENCE FARMS MUTUAL WATER / Page 1 of 6

For billing and service inquiries call 1-800-896-1245,
Mon - Fri 7 a.m. to 7 p.m. and Saturday 8 a.m. to 5 p.m.
For emergency services call 24 hrs a day, 7 days a week

Date bill prepared: Jun 23 '12

Customer account 2-02-607-7560

Service account 3-002-0243-53
1049 W COLUMBIA WAY
LANCASTER, CA 93534

Rotating outage Group N001

Your account summary

Amount of your last bill	\$2,772.15
Payment we received on Jun 11 '12 - thank you	-\$2,772.15
Balance forward	\$0.00
Your new charges	\$4,160.65
Total amount you owe by Jul 12 '12	\$4,160.65

Compare the electricity you are using

For meter 349M-007550 from May 23 '12 to Jun 21 '12
Total electricity you used this month in kWh

35,679

Your next meter read will be on or about Jul 24 '12.

	Electricity (kWh)	Demand (kW)
Winter Season		
Mid peak	3,794	132 (May 25 '12 08:00 to 08:15)
Off peak	7,030	138 (May 27 '12 08:00 to 08:15)
Summer Season		
On peak	1,078	122 (Jun 1 '12 17:30 to 17:45)
Mid peak	11,535	146 (Jun 4 '12 08:00 to 08:15)
Off peak	12,242	145 (Jun 4 '12 07:00 to 07:15)
Total	35,679	

Maximum demand is 146 kW

Please return the payment stub below with your payment and make your check payable to Southern California Edison.
If you want to pay in person, call 1-800-747-8908 for locations, or you can pay online at www.sce.com.

(14-574) Tear here

Tear here



Customer account 2-02-607-7560
Please write this number on your check. Make your
check payable to Southern California Edison.

Amount due by Jul 12 '12 \$4,160.65

Amount enclosed \$

STMT 06232012 P5 C02 T0008 001548 01 AT 0.3710 C002

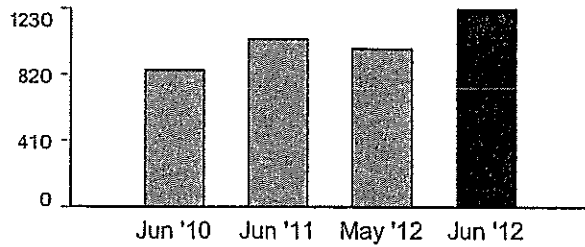


WHITE FENCE FARMS MUTUAL WATER
41901 20TH ST W
PALMDALE, CA 93551-1315

P.O. BOX 300
ROSEMEAD, CA 91772-0001

02 607 7560 00000061 000000000000416065000416065

Your daily average electricity usage (kWh)



Usage comparison

	Jun '10	Jun '11	Jul '11	Aug '11	Sep '11	Oct '11	Nov '11	Dec '11	Jan '12	Feb '12	Mar '12	Apr '12	May '12	Jun '12
Total kWh used	25,493	31,277	43,223	40,425	39,869	32,872	19,896	14,348	14,606	15,219	18,126	20,101	28,483	35,679
Number of days	30	30	33	28	31	33	29	30	32	31	31	29	29	29
Appx. average kWh used/day	849	1,042	1,309	1,443	1,286	996	686	478	456	490	584	693	982	1,230

Details of your new charges

Your rate: TOU-PA-B

Billing period: May 23 '12 to Jun 21 '12 (29 days Winter/Summer Season)

Delivery charges

Facilities rel demand	146 kW x \$7.80000	\$1,138.80
Energy-Winter		
Mid peak	3,794 kWh x \$0.01203	\$45.64
Off peak	7,030 kWh x \$0.01203	\$84.57
Energy-Summer		
On peak	1,078 kWh x \$0.01207	\$13.01
Mid peak	11,535 kWh x \$0.01207	\$139.23
Off peak	12,242 kWh x \$0.01207	\$147.76
DWR bond charge	35,679 kWh x \$0.00513	\$183.04
Customer charge		\$123.84

Your Delivery charges include:

- \$154.69 transmission charges
- \$1,149.84 distribution charges
- \$3.21 nuclear decommissioning charges
- \$339.45 public purpose programs charge
- \$37.11 new system generation charge

Your Generation charges include:

- \$54.48 competition transition charge

Your overall energy charges include:

- \$37.59 franchise fees

Additional information:

- Service voltage: 480 volts

Generation charges

DWR		
DWR energy credit	11,073 kWh x -\$0.00593	-\$65.66
DWR energy credit	24,606 kWh x -\$0.00463	-\$113.93
SCE		
Demand-Summer		
On peak	122 kW x \$8.98000 x 20/29 days	\$755.56
Mid peak	146 kW x \$2.15000 x 20/29 days	\$216.48
Energy-Winter		
Mid peak	3,794 kWh x \$0.05208	\$197.59
Off peak	7,030 kWh x \$0.02887	\$202.96
Energy-Summer		
On peak	1,078 kWh x \$0.09280	\$100.04
Mid peak	11,535 kWh x \$0.05256	\$606.28
Off peak	12,242 kWh x \$0.03064	\$375.09

Subtotal of your new charges		\$4,150.30
State tax	35,679 kWh x \$0.00029	\$10.35
Your new charges		\$4,160.65

WHITE FENCE FARMS MUTUAL WATER CO.

41901 20TH STREET WEST
PALMDALE, CA 93551

WELLS FARGO BANK, N.A.

CALIFORNIA
WELLSFARGO.COM

14386

16-24-1220

08/07/2012

PAY TO THE ORDER OF Southern California Edison

\$ **5,051.83

Five Thousand Fifty-One and 83/100*****

DOLLARS

Southern California Edison
PO Box 300
Rosemead, CA 91772-0001

[Signature]
[Signature]

MEMO

2-02-607-7560 City 8/13/12

WHITE FENCE FARMS MUTUAL WATER CO.

Southern California Edison

Date	Type	Reference
07/31/2012	Bill	7560 8/13/12

Original Amt.
5,051.83

Balance Due	Discount
5,051.83	

Check Amount

Payment
5,051.83
5,051.83

08/07/2012

14386

Last Month
\$ 4160.65

Last Year
\$ 5235.08

8/13/12

5,051.83

WATER CO.

Date	Type	Reference
07/31/2012	Bill	7560 8/13/12

Original Amt.
5,051.83

Balance Due	Discount
5,051.83	

Check Amount

Payment
5,051.83
5,051.83

08/07/2012

14386

Wells Fargo - 2-02-607-7560 City 8/13/12

5,051.83

For billing and service inquiries call 1-800-896-1245,
Mon - Fri 7 a.m. to 7 p.m. and Saturday 8 a.m. to 5 p.m.
For emergency services call 24 hrs a day, 7 days a week

Customer account 2-02-607-7560

Service account 3-002-0243-53
1049 W COLUMBIA WAY
LANCASTER, CA 93534

Date bill prepared: Jul 24 '12

Rotating outage Group N001

Your account summary

Amount of your last bill	\$4,160.65
Payment we received on Jul 12 '12 - thank you	-\$4,160.65
Balance forward	\$0.00
Your new charges	\$5,051.83
Total amount you owe by Aug 13 '12	\$5,051.83

Compare the electricity you are using

For meter 349M-007550 from Jun 21 '12 to Jul 23 '12

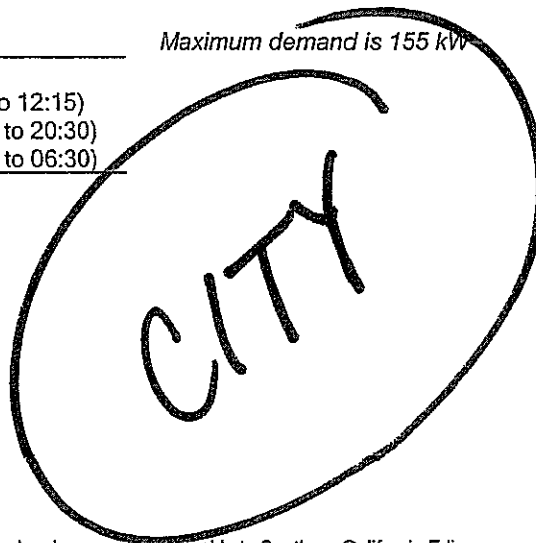
Your next meter read will be on or about Aug 22 '12.

Total electricity you used this month in kWh

41,677

	Electricity (kWh)	Demand (kW)
Summer Season		
On peak	1,545	125 (Jul 6 '12 12:00 to 12:15)
Mid peak	17,926	137 (Jul 11 '12 20:15 to 20:30)
Off peak	22,206	155 (Jul 12 '12 06:15 to 06:30)
Total	41,677	

Maximum demand is 155 kW



Please return the payment stub below with your payment and make your check payable to Southern California Edison.
If you want to pay in person, call 1-800-747-8908 for locations, or you can pay online at www.sce.com.

(14-574) Tear here

Tear here



Customer account 2-02-607-7560
Please write this number on your check. Make your
check payable to Southern California Edison.

Amount due by Aug 13 '12 **\$5,051.83**

Amount enclosed \$

STMT 07242012 P5 C03 T0046 008572 01 AT 0.3710 C002

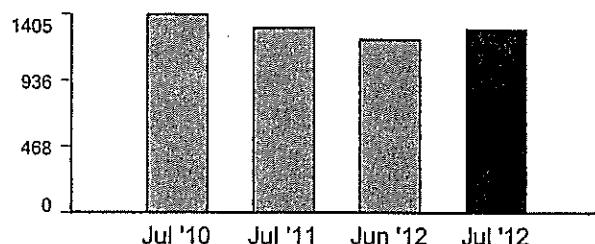


WHITE FENCE FARMS MUTUAL WATER
41901 20TH ST W
PALMDALE, CA 93551-1315

P.O. BOX 300
ROSEMEAD, CA 91772-0001

02 607 7560 00000061 000000000000505183000505183

Your daily average electricity usage (kWh)



Usage comparison

	Jul '10	Jul '11	Aug '11	Sep '11	Oct '11	Nov '11	Dec '11	Jan '12	Feb '12	Mar '12	Apr '12	May '12	Jun '12	Jul '12
Total kWh used	44,951	43,223	40,425	39,869	32,872	19,896	14,348	14,606	15,219	18,126	20,101	28,483	35,679	41,677
Number of days	32	33	28	31	33	29	30	32	31	31	29	29	29	32
Appx. average kWh used/day	1,404	1,309	1,443	1,286	996	686	478	456	490	584	693	982	1,230	1,302

Details of your new charges

Your rate: TOU-PA-B

Billing period: Jun 21 '12 to Jul 23 '12 (32 days)

Delivery charges

Facilities rel demand	155 kW x \$7.80000	\$1,209.00
Energy-Summer		
On peak	1,545 kWh x \$0.01207	\$18.65
Mid peak	17,926 kWh x \$0.01207	\$216.37
Off peak	22,206 kWh x \$0.01207	\$268.03
DWR bond charge	41,677 kWh x \$0.00513	\$213.80
Customer charge		\$123.84

Your Delivery charges include:

- \$160.42 transmission charges
- \$1,221.59 distribution charges
- \$3.75 nuclear decommissioning charges
- \$396.77 public purpose programs charge
- \$43.34 new system generation charge

Generation charges

DWR		
DWR energy credit	41,677 kWh x -\$0.00463	-\$192.96
SCE		
Demand-Summer		
On peak	125 kW x \$8.98000	\$1,122.50
Mid peak	137 kW x \$2.15000	\$294.55
Energy-Summer		
On peak	1,545 kWh x \$0.09280	\$143.38
Mid peak	17,926 kWh x \$0.05256	\$942.19
Off peak	22,206 kWh x \$0.03064	\$680.39

Your Generation charges include:

- \$75.02 competition transition charge

Your overall energy charges include:

- \$45.64 franchise fees

Additional information:

- Service voltage: 480 volts

Subtotal of your new charges	\$5,039.74
State tax	41,677 kWh x \$0.00029
Your new charges	\$5,051.83

Things you should know

LEGAL NOTICES...

View current and past notices and other important information online at www.sce.com/notices.

WHITE FENCE FARMS MUTUAL WATER CO.

41901 20TH STREET WEST
PALMDALE, CA 93551

WELLS FARGO BANK, N.A.

CALIFORNIA
WELLSFARGO.COM

14425

16-24-1220

09/01/2012

PAY TO THE ORDER OF Southern California Edison

\$**4,694.48

Four Thousand Six Hundred Ninety-Four and 48/100*****

DOLLARS

Southern California Edison
PO Box 300
Rosemead, CA 91772-0001

[Signature]
[Signature]

MEMO

2-02-607-7560 City 9/12/12

WHITE FENCE FARMS MUTUAL WATER CO.

Southern California Edison

Date	Type	Reference
09/01/2012	Bill	7560 9/12/12 City

Original Amt.
4,694.48

Balance Due
4,694.48

09/01/2012

Discount

Check Amount

14425

Payment
4,694.48

4,694.48

LAST MONTH
\$ 5,051.83

This time Last Year
\$ 5,186.63



9/12/12

4,694.48

WATER CO.

Date	Type	Reference
09/01/2012	Bill	7560 9/12/12 City

Original Amt.
4,694.48

Balance Due
4,694.48

09/01/2012

Discount

Check Amount

14425

Payment
4,694.48

4,694.48

Wells Fargo -

2-02-607-7560 City 9/12/12

4,694.48

For billing and service inquiries call 1-800-896-1245,
Mon - Fri 7 a.m. to 7 p.m. and Saturday 8 a.m. to 5 p.m.
For emergency services call 24 hrs a day, 7 days a week

Date bill prepared: Aug 24 '12

Customer account 2-02-607-7560

Service account 3-002-0243-53
1049 W COLUMBIA WAY
LANCASTER, CA 93534

Rotating outage Group A062

Your account summary

Amount of your last bill	\$5,051.83
Payment we received on Aug 13 '12 - thank you	-\$5,051.83
Balance forward	\$0.00
Your new charges	\$4,694.48
Total amount you owe by Sep 12 '12	\$4,694.48

Compare the electricity you are using

For meter 349M-007550 from Jul 23 '12 to Aug 22 '12
Total electricity you used this month in kWh

40,561

Your next meter read will be on or about Sep 21 '12.

	Electricity (kWh)	Demand (kW)	
Summer Season			
On peak	1,512	89	(Aug 10 '12 12:00 to 12:15)
Mid peak	19,179	138	(Aug 3 '12 08:00 to 08:15)
Off peak	19,870	156	(Jul 30 '12 06:15 to 06:30)
Total	40,561		

Maximum demand is 156 kW

CITY

Please return the payment stub below with your payment and make your check payable to Southern California Edison.
If you want to pay in person, call 1-800-747-8908 for locations, or you can pay online at www.sce.com.

(14-574) Tear here

Tear here



Customer account 2-02-607-7560
Please write this number on your check. Make your
check payable to Southern California Edison.

Amount due by Sep 12 '12 \$4,694.48

Amount enclosed \$

STMT 08242012 P5 C02 T0012 002229 01 AT 0.3710 C002

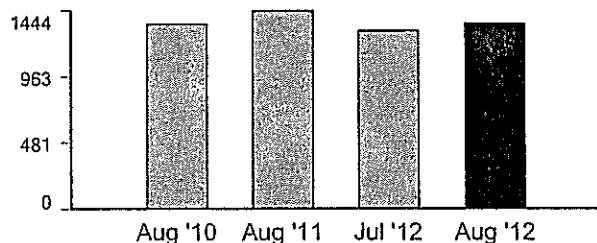


WHITE FENCE FARMS MUTUAL WATER
41901 20TH ST W
PALMDALE, CA 93551-1315

P.O. BOX 300
ROSEMEAD, CA 91772-0001

02 607 7560 00000062 000000000000469448000469448

Your daily average electricity usage (kWh)



Usage comparison

	Aug '10	Aug '11	Sep '11	Oct '11	Nov '11	Dec '11	Jan '12	Feb '12	Mar '12	Apr '12	May '12	Jun '12	Jul '12	Aug '12
Total kWh used	39,093	40,425	39,869	32,872	19,896	14,348	14,606	15,219	18,126	20,101	28,483	35,679	41,677	40,561
Number of days	29	28	31	33	29	30	32	31	31	29	29	29	32	30
Appx. average kWh used/day	1,348	1,443	1,286	996	686	478	456	490	584	693	982	1,230	1,302	1,352

Details of your new charges

Your rate: TOU-PA-B

Billing period: Jul 23 '12 to Aug 22 '12 (30 days)

Delivery charges

Facilities rel demand	156 kW x \$7.80000 x 9/30 days	\$365.04
Facilities rel demand	156 kW x \$8.07000 x 21/30 days	\$881.24
Energy-Summer		
On peak	454 kWh x \$0.01207	\$5.48
Mid peak	5,754 kWh x \$0.01207	\$69.45
Off peak	5,961 kWh x \$0.01207	\$71.95
On peak	1,058 kWh x \$0.01211	\$12.81
Mid peak	13,425 kWh x \$0.01211	\$162.58
Off peak	13,909 kWh x \$0.01211	\$168.44
DWR bond charge	40,561 kWh x \$0.00513	\$208.08
Customer charge		\$37.15
Customer charge		\$88.53

Your Delivery charges include:

- \$162.93 transmission charges
- \$1,260.87 distribution charges
- \$5.36 nuclear decommissioning charges
- \$384.72 public purpose programs charge
- \$39.06 new system generation charge

Your Generation charges include:

- \$40.07 competition transition charge

Your overall energy charges include:

- \$42.41 franchise fees

Additional information:

- Service voltage: 480 volts

Generation charges

DWR		
DWR energy credit	40,561 kWh x -\$0.00463	-\$187.80
SCE		
Demand-Summer		
On peak	89 kW x \$8.98000 x 9/30 days	\$239.77
Mid peak	138 kW x \$2.15000 x 9/30 days	\$89.01
On peak	89 kW x \$8.72000 x 21/30 days	\$543.26
Mid peak	138 kW x \$2.09000 x 21/30 days	\$201.89
Energy-Summer		
On peak	454 kWh x \$0.09280	\$42.13
Mid peak	5,754 kWh x \$0.05256	\$302.43
Off peak	5,961 kWh x \$0.03064	\$182.65
On peak	1,058 kWh x \$0.09028	\$95.52
Mid peak	13,425 kWh x \$0.05119	\$687.23
Off peak	13,909 kWh x \$0.02990	\$415.88
Subtotal of your new charges		\$4,682.72
State tax	40,561 kWh x \$0.00029	\$11.76
Your new charges		\$4,694.48

WHITE FENCE FARMS MUTUAL WATER CO.

41901 20TH STREET WEST
PALMDALE, CA 93551

WELLS FARGO BANK, N.A.

CALIFORNIA
WELLSFARGO.COM

14463

16-24-1220

10/02/2012

PAY TO THE
ORDER OF

Southern California Edison

\$ **4,529.30

Four Thousand Five Hundred Twenty-Nine and 30/100*****

DOLLARS

Southern California Edison
PO Box 300
Rosemead, CA 91772-0001

[Signature]
[Signature]

MEMO

2-02-607-7560 10/15/12 City

WHITE FENCE FARMS MUTUAL WATER CO.

Last Month
4,694.48

	10/02/2012	14463
Original Amt.	Balance Due	Discount
4,529.30	4,529.30	Payment
	Check Amount	4,529.30

CITY

Last Year
4,293.17

Wells Fargo -

2-02-607-7560 10/15/12 City

4,529.30

WHITE FENCE FARMS MUTUAL WATER CO.

Southern California Edison

Date	Type	Reference
10/01/2012	Bill	7560 10/15/12 City

	10/02/2012	14463
Original Amt.	Balance Due	Discount
4,529.30	4,529.30	Payment
	Check Amount	4,529.30

Wells Fargo -

2-02-607-7560 10/15/12 City

4,529.30



SOUTHERN CALIFORNIA
EDISON

An EDISON INTERNATIONAL Company

P.O. Box 300
Rosemead, CA
91772-0001
www.sce.com

Your electricity bill

WHITE FENCE FARMS MUTUAL WATER / Page 1 of 6

For billing and service inquiries call 1-800-896-1245,
Mon - Fri 7 a.m. to 7 p.m. and Saturday 8 a.m. to 5 p.m.
For emergency services call 24 hrs a day, 7 days a week

Customer account 2-02-607-7560

41901 20TH ST W
PALMDALE, CA 93551-1315

Date bill prepared: Sep 25 '12

Your account summary

Amount of your last bill	\$4,694.48
Payment we received on Sep 07 '12 - thank you	-\$4,694.48
Balance forward	\$0.00
Your new charges	\$4,529.30
Total amount you owe by Oct 15 '12	\$4,529.30

Summary of your billing detail

Service account	Service address	Billing period	Your rate	New charges
3-002-0243-53	1049 W COLUMBIA WAY	May 23 '12 to Jun 21 '12	TOU-PA-B	\$0.32
Billing adjustment	LANCASTER, CA			
3-002-0243-53	1049 W COLUMBIA WAY	Aug 22 '12 to Sep 21 '12	TOU-PA-B	\$4,528.98
	LANCASTER, CA			
				\$4,529.30

Things you should know

SUMMER HEAT WAVE...

Due to the recent heat wave and period of higher than normal humidity you may have used more electricity than normal. As a result, you may notice an increase in your electric bill. For solutions to help you manage your energy usage and costs, visit www.sce.com/business/highbill.

WE HAVE CORRECTED YOUR ACCOUNT

This is your corrected bill. We apologize for any inconvenience this may have caused. If you have any questions, please call our 24-hour customer service number listed on your bill.

Please return the payment stub below with your payment and make your check payable to Southern California Edison.
If you want to pay in person, call 1-800-747-8908 for locations, or you can pay online at www.sce.com.

(4-574) Tear here

Tear here



Customer account 2-02-607-7560
Please write this number on your check. Make your
check payable to Southern California Edison.

Amount due by Oct 15 '12 **\$4,529.30**

Amount enclosed \$

STMT 09252012 P5 C03 T0035 006182 01 AT 0.3710 C002

|||||

WHITE FENCE FARMS MUTUAL WATER

41901 20TH ST W

PALMDALE, CA 93551-1315

P.O. BOX 300
ROSEMEAD, CA 91772-0001

02 607 7560 00000069 0000000000004529300000452930

Service account 3-002-0243-53
Service address 1049 W COLUMBIA WAY
LANCASTER, CA 93534
Rotating outage Group A062

Compare the electricity you are using

For meter 349M-007550 from Aug 22 '12 to Sep 21 '12

Total electricity you used this month in kWh

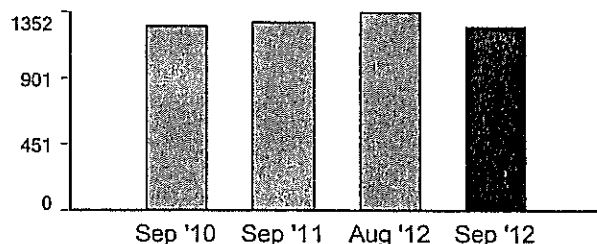
37,675

Your next meter read will be on or about Oct 24 '12.

	Electricity (kWh)	Demand (kW)
Summer Season		
On peak	1,332	93 (Sep 4 '12 17:15 to 17:30)
Mid peak	16,782	139 (Aug 24 '12 08:15 to 08:30)
Off peak	19,561	155 (Sep 5 '12 06:15 to 06:30)
Total	37,675	

Maximum demand is 155 kW

Your daily average electricity usage (kWh)



Usage comparison

	Sep '10	Sep '11	Oct '11	Nov '11	Dec '11	Jan '12	Feb '12	Mar '12	Apr '12	May '12	Jun '12	Jul '12	Aug '12	Sep '12
Total kWh used	36,649	39,869	32,872	19,896	14,348	14,606	15,219	18,126	20,101	28,483	35,679	41,677	40,561	37,675
Number of days	29	31	33	29	30	32	31	31	29	29	29	32	30	30
Appx. average kWh used/day	1,263	1,286	996	686	478	456	490	584	693	982	1,230	1,302	1,352	1,255

Details of your new charges

Your rate: TOU-PA-B

Billing period: Aug 22 '12 to Sep 21 '12 (30 days)

Delivery charges

Facilities rel demand	155 kW x \$8.07000
Energy-Summer	
On peak	1,332 kWh x \$0.01211
Mid peak	16,782 kWh x \$0.01211
Off peak	19,561 kWh x \$0.01211
DWR bond charge	37,675 kWh x \$0.00513
Customer charge	

\$1,250.85
\$16.13
\$203.23
\$236.88
\$193.27
\$126.47

Your Delivery charges include:

- \$164.66 transmission charges
- \$1,262.39 distribution charges
- \$5.65 nuclear decommissioning charges
- \$356.78 public purpose programs charge
- \$35.04 new system generation charge

Generation charges

DWR	
DWR energy credit	37,675 kWh x -\$0.00463
SCE	
Demand-Summer	
On peak	93 kW x \$8.72000
Mid peak	139 kW x \$2.09000

-\$174.44
\$810.96
\$290.51

Your Generation charges include:

- \$24.11 competition transition charge
- \$40.92 franchise fees

(Continued on next page)

(Continued on next page)

WHITE FENCE FARMS MUTUAL WATER CO.

41901 20TH STREET WEST
PALMDALE, CA 93551

WELLS FARGO BANK, N.A.

CALIFORNIA
WELLSFARGO.COM

14501

16-24-1220

11/06/2012

PAY TO THE
ORDER OF

Southern California Edison

\$ **3,494.24

Three Thousand Four Hundred Ninety-Four and 24/100*****

DOLLARS

Southern California Edison
PO Box 300
Rosemead, CA 91772-0001

[Signature]
[Signature]

MEMO

2-02-607-7560 11/14/12 City

11

WHITE FENCE FARMS MUTUAL WATER CO.

Southern California Edison

Date	Type	Reference
11/01/2012	Bill	7560 11/14 City

Original Amt.
3,494.24

Balance Due
3,494.24

11/06/2012

Discount

Check Amount

14501

Payment

3,494.24

3,494.24

Last month
4,529.30

Last yr
3,236.21

CITY

12 City

3,494.24

TER CO.

Date	Type	Reference
11/01/2012	Bill	7560 11/14 City

Original Amt.
3,494.24

Balance Due
3,494.24

11/06/2012

Discount

Check Amount

14501

Payment

3,494.24

3,494.24

Wells Fargo -

2-02-607-7560 11/14/12 City

3,494.24



SOUTHERN CALIFORNIA
EDISON

An EDISON INTERNATIONAL Company

P.O. Box 300
Rosemead, CA
91772-0001
www.sce.com

Your electricity bill

WHITE FENCE FARMS MUTUAL WATER / Page 1 of 8

For billing and service inquiries call 1-800-896-1245,
Mon - Fri 7 a.m. to 7 p.m. and Saturday 8 a.m. to 5 p.m.
For emergency services call 24 hrs a day, 7 days a week

Date bill prepared: Oct 26 '12

Customer account 2-02-607-7560

Service account 3-002-0243-53
1049 W COLUMBIA WAY
LANCASTER, CA 93534

Rotating outage Group A062

Your account summary

Amount of your last bill	\$4,529.30
Payment we received on Oct 09 '12 - thank you	-\$4,529.30
Balance forward	\$0.00
Your new charges	\$3,494.24
Total amount you owe by Nov 14 '12	\$3,494.24

Compare the electricity you are using

For meter 349M-007550 from Sep 21 '12 to Oct 24 '12


Total electricity you used this month in kWh

35,409

Your next meter read will be on or about Nov 26 '12.

	Electricity (kWh)	Demand (kW)	
Summer Season			
On peak	350	98	(Sep 24 '12 12:00 to 12:15)
Mid peak	4,729	134	(Sep 26 '12 08:00 to 08:15)
Off peak	6,953	147	(Sep 25 '12 06:00 to 06:15)
Winter Season			
Mid peak	9,120	131	(Oct 12 '12 08:00 to 08:15)
Off peak	14,257	138	(Oct 17 '12 06:00 to 06:15)
Total	35,409		

Maximum demand is 147 kW



Please return the payment stub below with your payment and make your check payable to Southern California Edison.
If you want to pay in person, call 1-800-747-8908 for locations, or you can pay online at www.sce.com.

(14-574) Tear here

Tear here



Customer account 2-02-607-7560
Please write this number on your check. Make your
check payable to Southern California Edison.

Amount due by Nov 14 '12 \$3,494.24

Amount enclosed \$

STMT 10262012 P5 C02 T0010 001964 01 AT 0.3710 C002

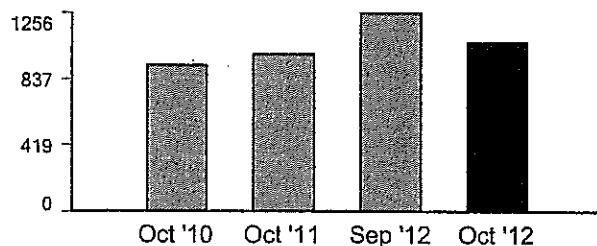


WHITE FENCE FARMS MUTUAL WATER
41901 20TH ST W
PALMDALE, CA 93551-1315

P.O. BOX 300
ROSEMEAD, CA 91772-0001

02 607 7560 00000061 000000000000349424000349424

Your daily average electricity usage (kWh)



Usage comparison

	Oct '10	Oct '11	Nov '11	Dec '11	Jan '12	Feb '12	Mar '12	Apr '12	May '12	Jun '12	Jul '12	Aug '12	Sep '12	Oct '12
Total kWh used	30,550	32,572	19,896	14,348	14,606	15,219	18,126	20,101	28,483	35,679	41,677	40,561	37,675	35,409
Number of days	33	33	29	30	32	31	31	29	29	29	32	30	30	33
Appx. average kWh used/day	925	996	686	478	456	490	584	693	982	1,230	1,302	1,352	1,255	1,073

Details of your new charges

Your rate: TOU-PA-B

Billing period: Sep 21 '12 to Oct 24 '12 (33 days Summer/Winter Season)

Delivery charges

Facilities rel demand	147 kW x \$8.07000 x 10/33 days	\$359.48
Facilities rel demand	147 kW x \$8.40000 x 23/33 days	\$860.62
Energy-Summer		
On peak	350 kWh x \$0.01211	\$4.24
Mid peak	4,729 kWh x \$0.01211	\$57.27
Off peak	6,953 kWh x \$0.01211	\$84.20
Energy-Winter		
Mid peak	9,120 kWh x \$0.01216	\$110.90
Off peak	14,257 kWh x \$0.01216	\$173.37
DWR bond charge	35,409 kWh x \$0.00513	\$181.64
Customer charge		\$126.47

Your Delivery charges include:

- \$190.32 transmission charges
- \$1,203.00 distribution charges
- \$5.31 nuclear decommissioning charges
- \$336.49 public purpose programs charge
- \$32.94 new system generation charge

Generation charges

DWR		
DWR energy credit	35,409 kWh x -\$0.00463	-\$163.95
SCE		
Demand-Summer		
On peak	98 kW x \$8.72000 x 10/33 days	\$258.96
Mid peak	134 kW x \$2.09000 x 10/33 days	\$84.87
Energy-Summer		
On peak	350 kWh x \$0.09028	\$31.60
Mid peak	4,729 kWh x \$0.05119	\$242.08
Off peak	6,953 kWh x \$0.02990	\$207.89
Energy-Winter		
Mid peak	9,120 kWh x \$0.05072	\$462.57
Off peak	14,257 kWh x \$0.02818	\$401.76

Your Generation charges include:

- \$22.66 competition transition charge

Your overall energy charges include:

- \$31.55 franchise fees

Additional information:

- Service voltage: 480 volts

Subtotal of your new charges		\$3,483.97
State tax	35,409 kWh x \$0.00029	\$10.27
Your new charges		\$3,494.24

WHITE FENCE FARMS MUTUAL WATER CO.

41901 20TH STREET WEST
PALMDALE, CA 93551

WELLS FARGO BANK, N.A.

CALIFORNIA
WELLSFARGO.COM

14550

16-24-1220

12/04/2012

PAY TO THE
ORDER OF

Southern California Edison

\$ **2,385.61

Two Thousand Three Hundred Eighty-Five and 61/100*****

DOLLARS ⁶/₁₀

Southern California Edison
PO Box 300
Rosemead, CA 91772-0001

[Signature]
[Signature]

MEMO

2-02-607-7560 12/17/12 City

WHITE FENCE FARMS MUTUAL WATER CO.

Southern California Edison

Date	Type	Reference
12/04/2012	Bill	7560 12/17/12 City

Original Amt.
2,385.61

12/04/2012	Discount
Balance Due	2,385.61
Check Amount	2,385.61

14550
Payment
2,385.61
2,385.61

Last month
\$ 3494.24

Last yr
\$ 2282.60



7/12 City

2,385.61

WATER CO.

Date	Type	Reference
12/04/2012	Bill	7560 12/17/12 City

Original Amt.
2,385.61

12/04/2012	Discount
Balance Due	2,385.61
Check Amount	2,385.61

14550
Payment
2,385.61
2,385.61

Wells Fargo -

2-02-607-7560 12/17/12 City

2,385.61



P.O. Box 300
Rosemead, CA
91772-0001
www.sce.com

Your electricity bill

WHITE FENCE FARMS MUTUAL WATER / Page 1 of 6

For billing and service inquiries call 1-800-896-1245,
Mon - Fri 7 a.m. to 7 p.m. and Saturday 8 a.m. to 5 p.m.
For emergency services call 24 hrs a day, 7 days a week

Date bill prepared: Nov 28 '12

Customer account 2-02-607-7560

Service account 3-002-0243-53
1049 W COLUMBIA WAY
LANCASTER, CA 93534

Rotating outage Group A062

Your account summary

Amount of your last bill	\$3,494.24
Payment we received on Nov 09 '12 - thank you	-\$3,494.24
Balance forward	\$0.00
Your new charges	\$2,385.61
Total amount you owe by Dec 17 '12	\$2,385.61

Compare the electricity you are using

For meter 349M-007550 from Oct 24 '12 to Nov 21 '12

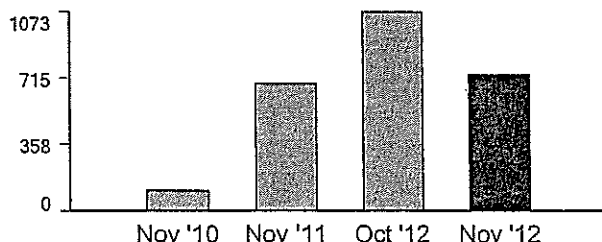
Total electricity you used this month in kWh 20,593

Your next meter read will be on or about Dec 24 '12.

	Electricity (kWh)	Demand (kW)	
Winter Season			
Mid peak	7,496	147	(Oct 29 '12 08:00 to 08:15)
Off peak	13,097	148	(Oct 29 '12 06:00 to 06:15)
Total	20,593		

Maximum demand is 148 kW

Your daily average electricity usage (kWh)



Please return the payment stub below with your payment and make your check payable to Southern California Edison.
If you want to pay in person, call 1-800-747-8908 for locations, or you can pay online at www.sce.com.

(14-574) Tear here

Tear here



Customer account 2-02-607-7560
Please write this number on your check. Make your
check payable to Southern California Edison.

Amount due by Dec 17 '12 \$2,385.61

Amount enclosed \$

STMT 11282012 P5 C02 T0034 006480 01 AT 0.3710 C002



WHITE FENCE FARMS MUTUAL WATER
41901 20TH ST W
PALMDALE, CA 93551-1315

P.O. BOX 300
ROSEMEAD, CA 91772-0001

02. 607 7560 00000062 000000000000238561000238561

Usage comparison

	Nov '10	Nov '11	Dec '11	Jan '12	Feb '12	Mar '12	Apr '12	May '12	Jun '12	Jul '12	Aug '12	Sep '12	Oct '12	Nov '12
Total kWh used	3,178	19,896	14,348	14,606	15,219	18,126	20,101	28,483	35,679	41,677	40,561	37,675	35,409	20,593
Number of days	29	29	30	32	31	31	29	29	29	32	30	30	33	28
Appx. average kWh used/day	109	686	478	456	490	584	693	982	1,230	1,302	1,352	1,255	1,073	735

Details of your new charges

Your rate: TOU-PA-B

Billing period: Oct 24 '12 to Nov 21 '12 (28 days)

Delivery charges

Facilities rel demand	148 kW x \$8.40000	\$1,243.20
Energy-Winter		
Mid peak	7,496 kWh x \$0.01216	\$91.15
Off peak	13,097 kWh x \$0.01216	\$159.26
DWR bond charge	20,593 kWh x \$0.00513	\$105.64
Customer charge		\$126.47

Your Delivery charges include:

- \$222.37 transmission charges
- \$1,174.48 distribution charges
- \$3.09 nuclear decommissioning charges
- \$196.05 public purpose programs charge
- \$19.15 new system generation charge

Generation charges

DWR		
DWR energy credit	20,593 kWh x -\$0.00463	-\$95.35
SCE		
Energy-Winter		
Mid peak	7,496 kWh x \$0.05072	\$380.20
Off peak	13,097 kWh x \$0.02818	\$369.07

Your Generation charges include:

- \$13.18 competition transition charge

Subtotal of your new charges		\$2,379.64
State tax	20,593 kWh x \$0.00029	\$5.97
Your new charges		\$2,385.61

Your overall energy charges include:

- \$21.55 franchise fees

Additional information:

- Service voltage: 480 volts