

EDISON®

An **EDISON INTERNATIONAL**® Company
P.O. Box 600, Rosemead, CA 91771-0001

Customer and Service Address

SONRISE FARMS
37802 165TH ST E
LANCASTER CA 93534

Date Bill Prepared

Feb 13, 2002

Next Meter Read on or about

March 08, 2002

Service Account

Rotating Outage

Rate Schedule

3-012-9197-03

Group M013

TOU-PA-7B

Your Customer Account Number

2-20-362-4010

24-hr. Customer Service

1 (800) 896-1245



Update

Amount of Previous Statement 01/09/02

\$1,370.52

Payment received 01/21/02 - Thank you

\$ (1,370.52)

Account Balance. \$

0.04

Summary



Service / Billing Period - 01/08/02 to 02/05/02 (28 days) - Winter Season

Facilities Rel Demand	88 kW	x \$1.95000	\$ 171.60
-----------------------	-------	-------------	-----------

Demand Charge Total	\$ 171.60
---------------------	-----------

Customer Charge	27.60
-----------------	-------

Current Billing Detail Subtotal	\$	199.20
---------------------------------	-------	----	--------

UUT Exempt

State Tax

0 kWh x \$0.00020

0.00

Current amount must be paid by 03/04/02

\$199.2


\$ 7.11 is your daily average cost this period

Service Voltage : 480 Volts

Billing Horsepower : 200.0 HP

Of your total charges, Franchise Fees represent : \$1.61

Average Energy Charge during this period is : 0.00 cents/kWh



(14-574)

- Please detach stub below and return with your payment -

Service Address

MS

ST E

CA 93534

Date Bill Prepared

Feb 13, 2002

Next Meter Read on or about

March 08, 2002

Your Customer Account Number

2-20-362-4010

24-hr. Customer Service

1 (800) 896-1245

Account

912-9197-03

Rotating Outage

Group M013

Rate Schedule

TOU-PA-7B

Detail

Energy Charges (E):	0 kWh x \$0.09097	\$	0.00
DWR Energy (D)			0.00
Procured Energy			2.64
Transmission Charges			196.56
Distribution Charges			0.00
Nuclear Decommissioning Charges			0.00
Public Purpose Program Charges			0.00
Other Charges			0.00
Current Amount Due		\$	199.20

(E) The Energy Charges reflect the amount included in your rate for recovery of energy procurement and generation costs. Effective September 20, 2001, your ability to enter into new contracts or arrangements to purchase electricity from another supplier was suspended by the California Public Utilities Commission.

(D) These charges are being collected by Southern California Edison as an agent for the Department of Water Resources (DWR) for that portion of energy DWR procured.



Usage

Meter Number	Dates and Readings From	To	Difference	Multiplier	Usage
ESTIMATED					
P0726K-002267	01/08/02	02/05/02			
	18367	18367	0	40	0 kWh
Mid Peak	01/08/02	02/05/02			
	06513	06513	0	40	0 kWh
Off Peak	01/08/02	02/05/02			
	09162	09162	0	40	0 kWh

Demand Meter Information

50% of the Previous High Billing Demand : 88.0 kW
Maximum Demand : 0.0 kW

Usage Comparison

	This Year	Last Year
Kilowatt-hour (kWh) used	.00	13,400.00
Number of days	28	31
Average usage per day	.00	432.26
Percent change	(100)%	



Message

Reminder - A late payment charge of 0.9% will be applied to the total unpaid balance on your account if full payment is not received by the due date on this bill. For designated State agencies, the late payment charge will be applied in accordance with SCE tariffs.

IMPORTANT INFORMATION

The Rotating Outage Group number shown on the upper portion of your bill may change. Group changes may occur at any time without notice due to electric system operating conditions. While we provide as much outage information as possible, SCE cannot predict exactly when an outage group may be affected.



An EDISON INTERNATIONAL Company
P.O. Box 600, Rosemead, CA 91771-0001

Customer and Service Address

SONRISE FARMS
37802 165TH ST E
LANCASTER CA 93534

Date Bill Prepared

March 09, 2002

Next Meter Read on or about

April 08, 2002

Service Account

3-012-9197-03

Rotating Outage

Group M013

Rate Schedule

TOU-PA-7B

Your Customer Account Number

2-20-362-4010

24-hr. Customer Service

1 (800) 896-1245



Update

Amount of Previous Statement 02/13/02

\$199.20

Payment received 02/25/02 - Thank you

\$ (199.20)

Account Balance \$

0.00

Summary



Service / Billing Period - 02/05/02 to 03/08/02 (31 days) - Winter Season

Facilities Rel Demand 174 kW x \$1.95000 \$ 339.30

Demand Charge Total \$ 339.30

Winter Mid Peak 26,040 kWh x \$0.08731 2,273.55

Winter Off Peak 17,480 kWh x \$0.07590 1,326.73

Current Energy Bill \$ 3,600.28

Customer Charge 27.60

Current Billing Detail Subtotal \$ 3,967.18

UUT Exempt 8.70

State Tax 43,520 kWh x \$0.00020

Current amount must be paid by 03/28/02 \$3,975.88


\$ 128.25 is your daily average cost this period

Service Voltage : 480 Volts

Billing Horsepower : 200.0 HP

Of your total charges, Franchise Fees represent : \$32.08

Average Energy Charge during this period is : 7.82 cents/kWh



(14-574)

- Please detach stub below and return with your payment -

2

Service Address
MS
H ST E
STR CA 93534

Date Bill Prepared
March 09 2002
Next Meter Read on or about
April 08 2002

Your Customer Account Number
2-20-362-4010
24-hr. Customer Service
1 (800) 896-1245

Service Account Rotating Outage Rate Schedule
3-012-9197-03 Group M013 TOU-PA-7B

Detail

Energy Charges (E):		
DWR Energy (D)	8,157 kWh x \$0.09097	\$ 742.04
Procured Energy		2,659.80
Transmission Charges		(33.08)
Distribution Charges		464.38
Nuclear Decommissioning Charges		18.71
Public Purpose Program Charges		110.11
Other Charges		13.92
Current Amount Due		\$ 3,975.88

(E) The Energy Charges reflect the amount included in your rate for recovery of energy procurement and generation costs. Effective September 20, 2001, your ability to enter into new contracts or arrangements to purchase electricity from another supplier was suspended by the California Public Utilities Commission.

(D) These charges are being collected by Southern California Edison as an agent for the Department of Water Resources (DWR) for that portion of energy DWR procured.



Usage

Meter Number	Dates and Readings		Difference	Multiplier	Usage
	From	To			
ACTUAL READ					
P0726K-002267	02/05/02	03/08/02			
	18367	19455	1088	40	43,520 kWh
Mid Peak	02/05/02	03/08/02			
	06513	07164	651	40	26,040 kWh
Off Peak	02/05/02	03/08/02			
	09162	09599	437	40	17,480 kWh

Demand Date	Demand From	Time To	Season	Peak	Demand
02/26/02	19:15	19:15	Winter	Mid Peak	174 kW
03/04/02	06:15	06:15	Winter	Off Peak	174 kW

Demand Meter Information

Maximum Demand : 174.0 kW

Usage Comparison

	This Year	Last Year
Kilowatt-hour (kWh) used	43,520.00	28,200.00
Number of days	31	30
Average usage per day	1,403.87	940.00
Percent change	49%	



Message

Reminder - A late payment charge of 0.9% will be applied to the total unpaid balance on your account if full payment is not received by the due date on this bill. For designated State agencies, the late payment charge will be applied in accordance with SCE tariffs.

IMPORTANT INFORMATION

The Rotating Outage Group number shown on the upper portion of your bill may change. Group changes may occur at any time without notice due to electric system operating conditions. While we provide as much outage information as possible, SCE cannot predict exactly when an outage group may be affected.



An EDISON INTERNATIONAL Company
P.O. Box 600, Rosemead, CA 91771-0001

Customer and Service Address

SONRISE FARMS
37802 165TH ST E
LANCASTER CA 93534

Date Bill Prepared

April 09, 2002

Next Meter Read on or about

May 07, 2002

Your Customer Account Number

2-20-362-4010

24-hr. Customer Service

1 (800) 896-1245

Service Account

3-012-9197-03

Rotating Outage

Group M013

Rate Schedule

TOU-PA-7B

1333



Update

Amount of Previous Statement 03/09/02

\$3,975.88

Payment received 03/25/02 - Thank you

\$ (3,975.88)

Account Balance..... \$

0.0

Summary



Service / Billing Period - 03/08/02 to 04/08/02 (31 days) - Winter Season

Facilities Rel Demand 175 kW x \$1.95000 \$ 341.25

Demand Charge Total \$ 341.25

Winter Mid Peak 27,960 kWh x \$0.08731 2,441.19
Winter Off Peak 25,800 kWh x \$0.07590 1,958.22

Current Energy Bill \$ 4,399.41

Customer Charge 27.60

Current Billing Detail Subtotal \$ 4,768.26

UUT Exempt
State Tax 53,760 kWh x \$0.00020 10.75

Current amount must be paid by 04/29/02 \$4,779.00

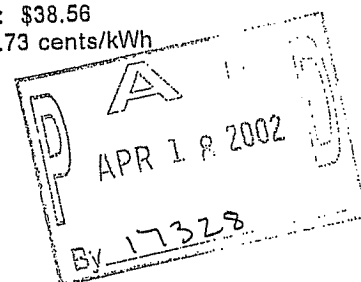
\$ 154.16 is your daily average cost this period

Service Voltage : 480 Volts

Billing Horsepower : 200.0 HP

Of your total charges, Franchise Fees represent : \$38.56

Average Energy Charge during this period is : 7.73 cents/kWh



Address

Date Bill Prepared:

April 09, 2002

Next Meter Read on or about

May 07, 2002

Your Customer Account Number

2-20-362-4010

24-hr. Customer Service

1 (800) 896-1245

Service Account

-012-9197-03

Rotating Outage

Group M013

Rate Schedule

TOU-PA-7B

Detail

Energy Charges (E):			
DWR Energy (D)	2,241 kWh	x \$0.09097	\$ 203.86
DWR Energy (D)	7,685 kWh	x \$0.09706	745.91
Procured Energy			3,204.49
Transmission Charges			(42.06)
Distribution Charges			490.48
Nuclear Decommissioning Charges			23.12
Public Purpose Program Charges			136.01
Other Charges			17.20
Current Amount Due			\$ 4,779.01

(E) The Energy Charges reflect the amount included in your rate for recovery of energy procurement and generation costs. Effective September 20, 2001, your ability to enter into new contracts or arrangements to purchase electricity from another supplier was suspended by the California Public Utilities Commission.

(D) These charges are being collected by Southern California Edison as an agent for the Department of Water Resources (DWR) for that portion of energy DWR procured.



Usage

Meter Number	Dates and Readings From	To	Difference	Multiplier	Usage
ACTUAL READ					
P0726K-002267	03/08/02	04/08/02			
	19455	20799	1344	40	53,760 kWh
Mid Peak	03/08/02	04/08/02			
	07164	07863	699	40	27,960 kWh
Off Peak	03/08/02	04/08/02			
	09599	10244	645	40	25,800 kWh

Demand Date	Demand From	Time To	Season	Peak	Demand
03/15/02	18:15	18:15	Winter	Mid Peak	175 kW
03/15/02	21:15	21:15	Winter	Off Peak	175 kW

Demand Meter Information

Maximum Demand : 175.0 kW

Usage Comparison

	This Year	Last Year
Kilowatt-hour (kWh) used	53,760.00	37,120.00
Number of days	31	28
Average usage per day	1,734.19	1,325.71
Percent change	31%	



Message

Reminder - A late payment charge of 0.9% will be applied to the total unpaid balance on your account if full payment is not received by the due date on this bill. For designated State agencies, the late payment charge will be applied in accordance with SCE tariffs.

IMPORTANT INFORMATION

The Rotating Outage Group number shown on the upper portion of your bill may change. Group changes may occur at any time without notice due to electric system operating conditions. While we provide as much outage information as possible, SCE cannot predict exactly when an outage group may be affected.



Edison International Company
An EDISON INTERNATIONAL Company
P.O. Box 600, Rosemead, CA 91771-0001

Customer and Service Address
SONRISE FARMS
37802 165TH ST E
LANCASTER CA 93534

Date Bill Prepared
May 08, 2002
Next Meter Read on or about
June 06, 2002

Your Customer Account Number
2-20-362-4010
24-hr. Customer Service
1 (800) 896-1245

Service Account Rotating Outage Rate Schedule
3-012-9197-03 Group M013 TOU-PA-7B



Update

Amount of Previous Statement 04/09/02 \$4,779.01
Payment received 04/22/02 - Thank you \$ (4,779.01)
Account Balance..... \$ 0.0


Summary



Service / Billing Period - 04/08/02 to 05/07/02 (29 days) - Winter Season

Facilities Rel Demand	175 kW	x \$1.95000	\$	341.25
Demand Charge Total			\$	341.25
Winter Mid Peak	19,920 kWh	x \$0.08731		1,739.22
Winter Off Peak	11,800 kWh	x \$0.07590		895.62
Current Energy Bill			\$	2,634.84
Customer Charge				27.60
Electric Deferred Refund				(46.53)
Current Billing Detail Subtotal			\$	2,957.16
UUT Exempt				
State Tax	31,720 kWh	x \$0.00020		6.34
Current amount must be paid by 05/28/02				\$2,963.5

\$ 102.19 is your daily average cost this period
Service Voltage : 480 Volts
Billing Horsepower : 200.0 HP
Of your total charges, Franchise Fees represent : \$23.91
Average Energy Charge during this period is : 7.85 cents/kWh



Address

E
A 93534

Date Bill Prepared

May 08, 2002

Next Meter Read on or about

June 06, 2002

Your Customer Account Number

2-20-362-4010

24-hr. Customer Service

1 (800) 896-1245

Account Rotating Outage Rate Schedule
12-9197-03 Group M013 TOU-PA-7B

Detail

Energy Charges (E):		
DWR Energy (D)	5,233 kWh x \$0.09706	\$ 507.91
Procured Energy		1,982.28
Transmission Charges		(22.66)
Distribution Charges		438.46
Nuclear Decommissioning Charges		13.64
Public Purpose Program Charges		80.25
Electric Deferred Refund		(46.53)
Other Charges		10.15
Current Amount Due		\$ 2,963.50

(E) The Energy Charges reflect the amount included in your rate for recovery of energy procurement and generation costs. Effective September 20, 2001, your ability to enter into new contracts or arrangements to purchase electricity from another supplier was suspended by the California Public Utilities Commission.

(D) These charges are being collected by Southern California Edison as an agent for the Department of Water Resources (DWR) for that portion of energy DWR procured.



Usage

Meter Number	Dates and Readings From	To	Difference	Multiplier	Usage
ACTUAL READ					
P0726K-002267	04/08/02	05/07/02			
	20799	21592	793	40	31,720 kWh
Mid Peak	04/08/02	05/07/02			
	07863	08361	498	40	19,920 kWh
Off Peak	04/08/02	05/07/02			
	10244	10539	295	40	11,800 kWh

Demand Date	Demand From	Time To	Season	Peak	Demand
04/08/02	19:15	19:15	Winter	Mid Peak	172 kW
04/11/02	06:00	06:00	Winter	Off Peak	175 kW

Demand Meter Information

Maximum Demand : 175.0 kW

Usage Comparison

	This Year	Last Year
Kilowatt-hour (kWh) used	31,720.00	27,960.00
Number of days	29	32
Average usage per day	1,093.79	873.75
Percent change	25%	



An EDISON INTERNATIONAL Company
P.O. Box 600, Rosemead, CA 91771-0001

Customer and Service Address

SONRISE FARMS
37802 165TH ST E
LANCASTER CA 93534

Date Bill Prepared

June 07, 2002

Next Meter Read on or about

July 08, 2002

Your Customer Account Number

2-20-362-4010

24-hr. Customer Service

1 (800) 896-1245

Service Account Rotating Outage

3-012-9197-03 Group M013

Rate Schedule

TOU-PA-7B

Boat 1502



Update

Amount of Previous Statement 05/08/02

\$2,963.50

Payment received 05/28/02 - Thank you

\$ (2,963.50)

Account Balance..... \$

0.00

Summary



Service / Billing Period - 05/07/02 to 06/06/02 (30 days) - Winter/Summer Season

Facilities Rel Demand	173 kW	x \$1.95000	\$	337.35
Summer On Peak	172 kW	x \$6.10000 x 4/30 days		139.89

Demand Charge Total \$ 477.24

Summer On Peak	1,720 kWh	x \$0.14403	247.73
Summer Mid Peak	1,840 kWh	x \$0.07820	143.89
Summer Off Peak	5,240 kWh	x \$0.06931	363.18
Winter Mid Peak	25,560 kWh	x \$0.08731	2,231.64
Winter Off Peak	12,800 kWh	x \$0.07590	971.52

Current Energy Bill \$ 3,957.96

Customer Charge 27.60

Current Billing Detail Subtotal \$ 4,462.80

UUT Exempt
State Tax 47,160 kWh x \$0.00020 9.43

Current amount must be paid by 06/26/02 \$4,472.2


\$ 149.07 is your daily average cost this period

Service Voltage : 480 Volts

Billing Horsepower : 200.0 HP

Of your total charges, Franchise Fees represent : \$36.09

Average Energy Charge during this period is : 9.08 cents/kWh



ARMS
65TH ST E
ASTR CA 93534

June 07, 2002
Next Meter Read on or about
July 08, 2002

Your Customer Account Number
2-20-362-4010
24-hr. Customer Service
1 (800) 896-1245

Service Account: 3-012-9197-03
Rotating Outage: Group M013
Rate Schedule: TOU-PA-7B

Detail

Energy Charges (E):	5,706 kWh × \$0.09706	\$ 553.83
DWR Energy (D)		3,173.66
Procured Energy		(12.14)
Transmission Charges		602.21
Distribution Charges		20.27
Nuclear Decommissioning Charges		119.31
Public Purpose Program Charges		15.09
Other Charges		
Current Amount Due		\$ 4,472.23

(E) The Energy Charges reflect the amount included in your rate for recovery of energy procurement and generation costs. Effective September 20, 2001, your ability to enter into new contracts or arrangements to purchase electricity from another supplier was suspended by the California Public Utilities Commission.

(D) These charges are being collected by Southern California Edison as an agent for the Department of Water Resources (DWR) for that portion of energy DWR procured.



Usage

Meter Number	Dates and Readings		Difference	Multiplier	Usage
	From	To			
ACTUAL READ					
P0726K-002267	05/07/02	06/06/02	1179	40	47,160 kWh
	21592	22771			
On Peak	06/02/02	06/06/02	43	40	1,720 kWh
	02692	02735			
Mid Peak	06/02/02	06/06/02	46	40	1,840 kWh
	09000	09046			
Off Peak	06/02/02	06/06/02	131	40	5,240 kWh
	10859	10990			
Mid Peak	05/07/02	06/02/02	639	40	25,560 kWh
	08361	09000			
Off Peak	05/07/02	06/02/02	320	40	12,800 kWh
	10539	10859			

Demand Date	Demand From	Time To	Season	Peak	Demand
				On Peak	172 kW
06/04/02	17:15	17:15	Summer	Mid Peak	172 kW
06/04/02	20:15	20:15	Summer	Off Peak	173 kW
06/02/02	00:15	00:15	Summer	Mid Peak	173 kW
05/09/02	19:45	19:45	Winter	Off Peak	173 kW
05/31/02	21:30	21:30	Winter		

Demand Meter Information
Maximum Demand : 173.0 kW

	This Year	Last Year
Usage Comparison	47,160.00	78,480.00
Kilowatt-hour (kWh) used	30	29
Number of days	1,572.00	2,706.21
Average usage per day	(42)%	
Percent change		



An EDISON INTERNATIONAL Company
P.O. Box 600, Rosemead, CA 91771-0001

Customer and Service Address

SONRISE FARMS
37802 165TH ST E
LANCASTER CA 93534

Date Bill Prepared

July 09, 2002

Next Meter Read on or about

Aug 06, 2002

Your Customer Account Number

2-20-362-4010

24-hr. Customer Service

1 (800) 896-1245

Service Account

3-012-9197-03

Rotating Outage

Group M013

Rate Schedule

TOU-PA-7B

Llanott #3 Bolt 1579



Update

Amount of Previous Statement 06/07/02

\$4,472.23

Payment received 06/24/02 - Thank you

\$ (4,472.23)

Account Balance..... \$

0.00

Summary



Service / Billing Period - 06/06/02 to 07/08/02 (32 days) - Summer Season

Facilities Rel Demand	174 kW	x \$1.95000	\$	339.30
Summer On Peak	174 kW	x \$6.10000	\$	1,061.40

Demand Charge Total			\$	1,400.70
---------------------	--	--	----	----------

Summer On Peak	20,840 kWh	x \$0.14403		3,001.59
Summer Mid Peak	28,760 kWh	x \$0.07820		2,249.03
Summer Off Peak	63,680 kWh	x \$0.06931		4,413.66

Current Energy Bill			\$	9,664.28
---------------------	--	--	----	----------

Customer Charge				27.60
-----------------	--	--	--	-------

Current Billing Detail Subtotal			\$	11,092.58
---------------------------------	--	--	----	-----------

UUT Exempt				
State Tax	113,280 kWh	x \$0.00020		22.66

Current amount must be paid by 07/29/02	\$11,115.24
--	--------------------


\$ 347.35 is your daily average cost this period

Service Voltage : 480 Volts

Billing Horsepower : 200.0 HP

Of your total charges, Franchise Fees represent : \$89.71

Average Energy Charge during this period is : 7.93 cents/kWh



Address

Date Bill Prepared:

July 09, 2002

Next Meter Read on or about

Aug 06, 2002

A 93534

Account

Rotating Outage

Rate Schedule

2-9197-03

Group M013

TOU-PA-7B

Your Customer Account Number

2-20-362-4010

24-hr. Customer Service

1 (800) 896-1245

Detail

Energy Charges (E):	21,428 kWh × \$0.09706	\$ 2,079.80
DWR Energy (D)		6,899.14
Procured Energy		74.15
Transmission Charges		1,690.59
Distribution Charges		48.71
Nuclear Decommissioning Charges		286.60
Public Purpose Program Charges		36.25
Other Charges		
Current Amount Due		\$ 11,115.24

(E) The Energy Charges reflect the amount included in your rate for recovery of energy procurement and generation costs. Effective September 20, 2001, your ability to enter into new contracts or arrangements to purchase electricity from another supplier was suspended by the California Public Utilities Commission.

(D) These charges are being collected by Southern California Edison as an agent for the Department of Water Resources (DWR) for that portion of energy DWR procured.



Usage

Meter Number	Dates and Readings From	To	Difference	Multiplier	Usage
ACTUAL READ					
P0726K-002267	06/06/02	07/08/02			
	22771	25603	2832	40	113,280 kWh
On Peak	06/06/02	07/08/02			
	02735	03256	521	40	20,840 kWh
Mid Peak	06/06/02	07/08/02			
	09046	09765	719	40	28,760 kWh
Off Peak	06/06/02	07/08/02			
	10990	12582	1592	40	63,680 kWh

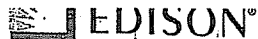
Demand Date	Demand From	Time To	Season	Peak	Demand
06/07/02	17:30	17:30	Summer	On Peak	174 kW
06/07/02	21:45	21:45	Summer	Mid Peak	174 kW
06/08/02	05:00	05:00	Summer	Off Peak	174 kW

Demand Meter Information

Maximum Demand : 174.0 kW

Usage Comparison

	This Year	Last Year
Kilowatt-hour (kWh) used	113,280.00	81,520.00
Number of days	32	31
Average usage per day	3,540.00	2,629.68
Percent change	35%	



An EDISON INTERNATIONAL Company
P.O. Box 600, Rosemead, CA 91771-0001

Customer and Service Address
SONRISE FARMS
37802 165TH ST E
LANCASTER CA 93534

Date Bill Prepared
Aug 07, 2002
Next Meter Read on or about
Sept 05, 2002

Your Customer Account Number
2-20-362-4010
24-hr. Customer Service
1 (800) 896-1245

Service Account: 3-012-9197-03
Rotating Outage: Group M013
Rate Schedule: TOU-PA-7B

Liano #3

Bolt
1630



Update

Amount of Previous Statement 07/09/02 \$11,115.24
Payment received 07/26/02 - Thank you \$ (11,115.24)
Account Balance..... \$ 0.00

Summary



Service / Billing Period - 07/08/02 to 08/05/02 (28 days) - Summer Season

Facilities Rel Demand	173 kW	x \$1.95000	\$ 337.35
Summer On Peak	172 kW	x \$6.10000	1,049.20

Demand Charge Total \$ 1,386.55

Summer On Peak	8,240 kWh	x \$0.14403	1,186.81
Summer Mid Peak	9,240 kWh	x \$0.07820	722.57
Summer Off Peak	19,720 kWh	x \$0.06931	1,366.79

Current Energy Bill \$ 3,276.17

Customer Charge 27.60

Current Billing Detail Subtotal \$ 4,690.32

UUT Exempt
State Tax 37,200 kWh x \$0.00020 7.44

Current amount must be paid by 08/26/02 \$4,697.76


\$ 167.78 is your daily average cost this period

Service Voltage : 480 Volts

Billing Horsepower : 200.0 HP

Of your total charges, Franchise Fees represent : \$37.93

Average Energy Charge during this period is : 8.20 cents/kWh



Address

Date Bill Prepared

Aug 07, 2002

Next Meter Read on or about

Sept 05, 2002.

Your Customer Account Number

2-20-362-4010

24-hr. Customer Service

1 (800) 896-1245

Account

2-9197-03

Rotating Outage

Group M013

Rate Schedule

TOU-PA-7B

Detail

Energy Charges (E):	8,653 kWh × \$0.09706	\$ 839.86
DWR Energy (D)		2,211.25
Procured Energy		134.64
Transmission Charges		1,389.99
Distribution Charges		16.00
Nuclear Decommissioning Charges		94.12
Public Purpose Program Charges		11.90
Other Charges		
Current Amount Due		\$ 4,697.76

(E) The Energy Charges reflect the amount included in your rate for recovery of energy procurement and generation costs. Effective September 20, 2001, your ability to enter into new contracts or arrangements to purchase electricity from another supplier was suspended by the California Public Utilities Commission.

(D) These charges are being collected by Southern California Edison as an agent for the Department of Water Resources (DWR) for that portion of energy DWR procured.



Usage

Meter Number	Dates and Readings		Difference	Multiplier	Usage
	From	To			
ACTUAL READ					
P0726K-002267	07/08/02	08/05/02			
	25603	26533	930	40	37,200 kWh
On Peak	07/08/02	08/05/02			
	03256	03462	206	40	8,240 kWh
Mid Peak	07/08/02	08/05/02			
	09765	09996	231	40	9,240 kWh
Off Peak	07/08/02	08/05/02			
	12582	13075	493	40	19,720 kWh

Demand Date	Demand From	Time To	Season	Peak	Demand
08/02/02	17:15	17:15	Summer	On Peak	172 kW
08/02/02	21:00	21:00	Summer	Mid Peak	173 kW
07/21/02	04:30	04:30	Summer	Off Peak	173 kW

Demand Meter Information

Maximum Demand: 173.0 kW

Usage Comparison	This Year	Last Year	2 Years
Kilowatt-hour (kWh) used	37,200.00	79,720.00	70,601
Number of days	28	31	
Average usage per day	1,328.57	2,571.61	2,351
Percent change from Last Year	(48)%		



Message

Reminder - A late payment charge of 0.9% will be applied to the total unpaid balance on your account if full payment is not received by the due date on this bill. For designated State agencies, the late payment charge will be applied in accordance with SCE tariffs.

IMPORTANT INFORMATION

The Rotating Outage Group number shown on the upper portion of your bill may change. Group changes may occur at any time without notice due to electric system operating conditions. While we provide as much outage information as possible, SCE cannot predict exactly when an outage group may be affected.



Southern California Edison Company
An EDISON INTERNATIONAL Company
P.O. Box 600, Rosemead, CA 91771-0001

Customer and Service Address
SONRISE FARMS
37802 165TH ST E
LANCASTER CA 93534

Date Bill Prepared
Sept 06, 2002
Next Meter Read on or about
Oct 04, 2002

Your Customer Account Number
2-20-362-4010
24-hr. Customer Service
1 (800) 896-1245

Service Account 3-012-9197-03 Rotating Outage Group M013 Rate Schedule TOU-PA-7B



Update

Amount of Previous Statement 08/07/02 \$4,697.76
Payment received 08/23/02 - Thank you \$ (4,697.76)
Account Balance..... \$ 0.00

Summary



Service / Billing Period - 08/05/02 to 09/05/02 (31 days) - Summer Season

Facilities Rel Demand	174 kW	x \$1.95000	x 27/31 days	\$ 295.52
Facilities Rel Demand	174 kW	x \$2.54000	x 4/31 days	57.03
Summer On Peak	172 kW	x \$6.10000	x 27/31 days	913.82
Summer On Peak	172 kW	x \$5.17000	x 4/31 days	114.74

Demand Charge Total \$ 1,381.11

Summer On Peak	15,643 kWh	x \$0.14403	2,253.06
Summer On Peak	2,317 kWh	x \$0.14262	330.45
Summer Mid Peak	19,022 kWh	x \$0.07820	1,487.52
Summer Mid Peak	2,818 kWh	x \$0.07746	218.28
Summer Off Peak	22,715 kWh	x \$0.06931	1,574.38
Summer Off Peak	3,365 kWh	x \$0.06867	231.07

Current Energy Bill \$ 6,094.76

Customer Charge 27.60

Current Billing Detail Subtotal \$ 7,503.47

UUT Exempt
State Tax 65,880 kWh x \$0.00020 13.18

Current amount must be paid by 09/25/02 \$7,516.6

\$ 242.47 is your daily average cost this period

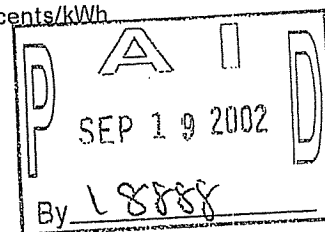
Service Voltage : 480 Volts

Billing Horsepower : 200.0 HP

Of your total charges, Franchise Fees represent : \$60.68

Average Energy Charge during this period is : 11.13 cents/kWh

Maggi
9/24/02



Service Address: 12345 MS, 12345 ST E, 12345 TR CA 93534
Date Bill Prepared: Sept 06, 2002
Next Meter Read on or about: Oct 04, 2002
Service Account: 3-012-9197-03
Rotating Outage: Group M013
Rate Schedule: TOU-PA-7B

Your Customer Account Number
2-20-362-4010
24-hr. Customer Service
1 (800) 896-1245

Detail

Procured Energy(E)(D)	\$	5,696.36
Transmission Charges		103.59
Distribution Charges		1,500.60
Nuclear Decommissioning Charges		28.33
Public Purpose Program Charges		166.68
Other Charges		21.09
Current Amount Due	\$	7,516.65

(E) The Procured Energy Charges reflect the amount included in your rate for recovery of energy procurement and generation costs. Effective September 20, 2001, your ability to enter into new contracts or arrangements to purchase electricity from another supplier was suspended by the California Public Utilities Commission.

(D) These charges include Procured Energy Charges for that portion of your energy usage provided by the Department of Water Resources (DWR) and are being collected by Southern California Edison as an agent for the DWR. DWR is collecting 9.706 cents per kilowatt-hour (kWh) for each kWh it provides.



Usage

Meter Number	Dates and Readings		Difference	Multiplier	Usage
	From	To			
ACTUAL READ					
P0726K-002267	08/05/02	09/05/02			
	26533	28180	1647	40	65,880 kWh
On Peak	08/05/02	09/05/02			
	03462	03911	449	40	17,960 kWh
Mid Peak	08/05/02	09/05/02			
	09996	10542	546	40	21,840 kWh
Off Peak	08/05/02	09/05/02			
	13075	13727	652	40	26,080 kWh
Demand Date	Demand From	Time To	Season	Peak	Demand
08/07/02	17:30	17:30	Summer	On Peak	172 kW
08/20/02	22:00	22:00	Summer	Mid Peak	173 kW
08/19/02	05:15	05:15	Summer	Off Peak	174 kW

Demand Meter Information

Maximum Demand : 174.0 kW

Usage Comparison	This Year	Last Year	2 Years Ago
Kilowatt-hour (kWh) used	65,880.00	73,720.00	71,680.00
Number of days	31	30	3
Average usage per day	2,125.16	2,457.33	2,312.2
Percent change from Last Year	(14)%		



Message

Reminder - A late payment charge of 0.9% will be applied to the total unpaid balance on your account if full payment is not received by the due date on this bill. For designated State agencies, the late payment charge will be applied in accordance with SCE tariffs.

IMPORTANT INFORMATION

The Rotating Outage Group number shown on the upper portion of your bill may change. Group changes may occur at any time without notice due to electric system operating conditions. While we provide as much outage information as possible, SCE cannot predict exactly when an outage group may be affected.



Southern California Edison Company
An EDISON INTERNATIONAL Company
P.O. Box 600, Rosemead, CA 91771-0001

Customer and Service Address

SONRISE FARMS
37802 165TH ST E
LANCASTER CA 93534

Date Bill Prepared

Oct 05, 2002

Next Meter Read on or about

Nov 05, 2002

Your Customer Account Number

2-20-362-4010

24-hr. Customer Service

1 (800) 896-1245

Service Account

3-012-9197-03

Rotating Outage

Group M013

Rate Schedule

TOU-PA-7B

Ball
1735



Update

Amount of Previous Statement 09/06/02

\$7,516.65

Payment received 09/25/02 - Thank you

\$ (7,516.65)

Account Balance..... \$

0.0

Summary



Service / Billing Period - 09/05/02 to 10/04/02 (29 days) - Summer Season

Facilities Rel Demand
Summer On Peak

173 kW
172 kW

x \$2.54000
x \$5.17000

\$ 439.42
889.24

Demand Charge Total

\$ 1,328.66

Summer On Peak

7,400 kWh

x \$0.14262

1,055.39

Summer Mid Peak

7,440 kWh

x \$0.07746

576.30

Summer Off Peak

9,200 kWh

x \$0.06867

631.76

Current Energy Bill

\$ 2,263.45

Customer Charge

27.60

Current Billing Detail Subtotal

\$ 3,619.71

UUT Exempt

State Tax

24,040 kWh x \$0.00020

4.81

Current amount must be paid by 10/24/02

\$3,624.51


\$ 124.98 is your daily average cost this period

Service Voltage : 480 Volts

Billing Horsepower : 200.0 HP

Of your total charges, Franchise Fees represent : \$29.27

Average Energy Charge during this period is : 11.27 cents/kWh



(14-574)

- Please detach stub below and return with your payment -

Service Address
1000 S. H ST E
ASTR CA 93534

Date Bill Prepared
Oct 05, 2002
Next Meter Read on or about
Nov 05, 2002

Your Customer Account Number
2-20-362-4010
24-hr. Customer Service
1 (800) 896-1245

Service Account Rotating Outage Rate Schedule
3-012-9197-03 Group M013 TOU-PA-7B

Detail

Procured Energy(E)(D)	\$	2,118.48
Transmission Charges		87.07
Distribution Charges		1,340.12
Nuclear Decommissioning Charges		10.34
Public Purpose Program Charges		60.82
Other Charges		7.69
Current Amount Due	\$	3,624.52

(E) The Procured Energy Charges reflect the amount included in your rate for recovery of energy procurement and generation costs. Effective September 20, 2001, your ability to enter into new contracts or arrangements to purchase electricity from another supplier was suspended by the California Public Utilities Commission.

(D) These charges include Procured Energy Charges for that portion of your energy usage provided by the Department of Water Resources (DWR) and are being collected by Southern California Edison as an agent for the DWR. DWR is collecting 9.706 cents per kilowatt-hour (kWh) for each kWh it provides.



Usage

Meter Number	Dates and Readings		Difference	Multiplier	Usage
	From	To			
ACTUAL READ					
P0726K-002267	09/05/02	10/04/02			
	28180	28781	601	40	24,040 kWh
On Peak	09/05/02	10/04/02			
	03911	04096	185	40	7,400 kWh
Mid Peak	09/05/02	10/04/02			
	10542	10728	186	40	7,440 kWh
Off Peak	09/05/02	10/04/02			
	13727	13957	230	40	9,200 kWh

Demand Date	Demand From	Time To	Season	Peak	Demand
09/05/02	17:30	17:30	Summer	On Peak	172 kW
09/18/02	21:45	21:45	Summer	Mid Peak	173 kW
09/19/02	01:45	01:45	Summer	Off Peak	173 kW

Demand Meter Information

Maximum Demand : 173.0 kW

Usage Comparison	This Year	Last Year	2 Years Ago
Kilowatt-hour (kWh) used	24,040.00	42,640.00	66,240.00
Number of days	29	29	29
Average usage per day	828.97	1,470.34	2,284.14
Percent change from Last Year	(44)%		



EDISON INTERNATIONAL Company
An EDISON INTERNATIONAL Company
P.O. Box 600, Rosemead, CA 91771-0001

Customer and Mailing Address
SONRISE FARMS
742 W AVENUE L
LANCASTER CA 93534

Date Bill Prepared
Nov 05, 2002

Your Customer Account Number
2-20-362-4010
24-hr. Customer Service
1 (800) 896-1245

Llano #3


Page 1 of 5

Boat
1794



Update

Amount of Previous Statement 10/05/02 \$3,624.52
Payment received 10/21/02 - Thank you \$ (3,624.52)
Account Balance..... \$ 0.




Summary Of Billing Detail

Service Account	Rate Schedule	Service Address	Current Char
3-012-9197-03 Billing Correction for the period of: 09/05/02-10/04/02	TOU-PA-7B	37802 165TH ST E LANCASTR, CA	\$ (3,624.52)
CLOSED ACCOUNT 3-012-9197-03 Current charges	TOU-PA-7B	37802 165TH ST E LANCASTR, CA	1,814.30
3-012-9197-03 Current charges for the period of: 09/05/02-10/04/02	TOU-PA-7B	37802 165TH ST E LANCASTR, CA	3,624.52
Current amount must be paid by 11/25/02			\$ 1,814.



Message

Reminder - A late payment charge of 0.9% will be applied to the total unpaid balance on your account if full payment is not received by the due date on this bill. For designated State agencies, the late payment charge will be applied in accordance with SCE tariffs.



(14-574)

- Please detach stub below and return with your payment -

Address

Date Bill Prepared

Nov 05, 2002

Next Meter Read on or about

Dec 06, 2002

Your Customer Account Number

2-20-362-4010

24-hr. Customer Service

1 (800) 896-1245

Account
9197-03

Rotating Outage
Group M013

Rate Schedule
TOU-PA-7B

Summary Service / Billing Period - 09/05/02 to 10/04/02 (29 days) - Summer Season

Facilities Rel Demand	173 kW	x \$2.54000	\$	439.42
Summer On Peak	172 kW	x \$5.17000		889.24
Demand Charge Total			\$	1,328.66
Summer On Peak	7,400 kWh	x \$0.14262		1,055.35
Summer Mid Peak	7,440 kWh	x \$0.07746		576.30
Summer Off Peak	9,200 kWh	x \$0.06867		631.76
Current Energy Bill			\$	2,263.45
Customer Charge				27.60
Current Billing Detail Subtotal			\$	3,619.71
UUT Exempt				
State Tax	24,040 kWh	x \$0.00020		4.81
Current Charges For This Account			\$	3,624.52

\$ 124.98 is your daily average cost this period

Service Voltage : 480 Volts

Billing Horsepower : 200.0 HP

Of your total charges, Franchise Fees represent : \$29.27

Average Energy Charge during this period is : 11.27 cents/kWh

Detail

Procured Energy(E)(D)	\$	2,118.48
Transmission Charges		87.07
Distribution Charges		1,340.12
Nuclear Decommissioning Charges		10.34
Public Purpose Program Charges		60.82
Other Charges		7.69
Current Amount Due	\$	3,624.52

(E) The Procured Energy Charges reflect the amount included in your rate for recovery of energy procurement and generation costs. Effective September 20, 2001, your ability to enter into new contracts or arrangements to purchase electricity from another supplier was suspended by the California Public Utilities Commission.

(D) These charges include Procured Energy Charges for that portion of your energy usage provided by the Department of Water Resources (DWR) and are being collected by Southern California Edison as an agent for the DWR. DWR is collecting 9.706 cents per kilowatt-hour (kWh) for each kWh it provides.

Electricity



Usage

Meter Number	Date and Reading From	To	Difference	Multiplier	Usage
ACTUAL READ					
P0726K-002267	09/05/02	10/04/02			
	28180	28781	601	40	24,040 kWh
On Peak	09/05/02	10/04/02			
	03911	04096	185	40	7,400 kWh
Mid Peak	09/05/02	10/04/02			
	10542	10728	186	40	7,440 kWh
Off Peak	09/05/02	10/04/02			
	13727	13957	230	40	9,200 kWh

Demand Meter Information

Maximum Demand : 173.0 kW

Address

Date Bill Prepared:

Nov 05, 2002

Next Meter Read on or about

Dec 06, 2002

Your Customer Account Number

2-20-362-4010

24-hr. Customer Service

1 (800) 896-1245

Account
9197-03

Rotating Outage
Group: M013

Rate Schedule
TOU-PA-7B

Usage Comparison

Kilowatt-hour (kWh) used

Number of days

Average usage per day

Percent change from Last Year

This Year

24,040.00

29

828.97

(44)%

Last Year

42,640.00

29

1,470.34

2 Years Ago

66,240.00

29

2,284.14

***** Important Message regarding this Service Account *****

* * * * *

IMPORTANT INFORMATION

The Rotating Outage Group number shown on the upper portion of your bill may change. Group changes may occur at any time without notice due to electric system operating conditions. While we provide as much outage information as possible, SCE cannot predict exactly when an outage group may be affected.

* * * * *

IMPORTANT MESSAGE

A recent decision by the Federal Energy Regulatory Commission required SCE to increase the transmission rate component of your bill and to decrease the generation rate component. In most cases, there will be no change to your bill. It is important to note that the decrease in the generation component will result in a decrease in the Procured Energy (PE) credit for all Direct Access customers.

Address

Date Bill Prepared

Nov 05, 2002

Your Customer Account Number

2-20-362-4010

24-hr. Customer Service

1 (800) 896-1245

Account

9197-03

Rotating Outage

Group M013

Rate Schedule

TOU-PA-7B

Summary

Service / Billing Period - 10/04/02 to 11/01/02 (28 days) - Summer/Winter Season

Facilities Rel Demand	174 kW	x \$2.54000	\$	441.96
Summer On Peak	172 kW	x \$5.17000 x 2/28 days		63.52
Demand Charge Total				\$ 505.48
Summer On Peak	360 kWh	x \$0.14262		51.34
Summer Mid Peak	840 kWh	x \$0.07746		65.07
Summer Off Peak	3,080 kWh	x \$0.06867		211.50
Winter Mid Peak	5,880 kWh	x \$0.08616		506.62
Winter Off Peak	5,920 kWh	x \$0.07491		443.47
Current Energy Bill				\$ 1,278.00
Customer Charge				27.60
Current Billing Detail Subtotal				\$ 1,811.08
UIT Exempt				
State Tax	16,080 kWh	x \$0.00020		3.22
Current Charges For This Account				\$ 1,814.30

\$ 64.80 is your daily average cost this period

Service Voltage : 480 Volts

Billing Horsepower : 200.0 HP

Of your total charges, Franchise Fees represent : \$14.65

Average Energy Charge during this period is : 12.02 cents/kWh

Detail

Procured Energy(E)(D)	\$ 1,181.04
Transmission Charges	94.38
Distribution Charges	486.14
Nuclear Decommissioning Charges	6.91
Public Purpose Program Charges	40.68
Other Charges	5.15
Current Amount Due	\$ 1,814.30

(E) The Procured Energy Charges reflect the amount included in your rate for recovery of energy procurement and generation costs. Effective September 20, 2001, your ability to enter into new contracts or arrangements to purchase electricity from another supplier was suspended by the California Public Utilities Commission.

(D) These charges include Procured Energy Charges for that portion of your energy usage provided by the Department of Water Resources (DWR) and are being collected by Southern California Edison as an agent for the DWR. DWR is collecting 9.706 cents per kilowatt-hour (kWh) for each kWh it provides.

Electricity



Usage

	Meter Number	Date and Reading From	To	Difference	Multiplier	Usage
ACTUAL READ						
	P0726K-002267	10/04/02	11/01/02			
		28781	29183	402	40	16,080 kWh
On Peak		10/04/02	10/06/02			
		04096	04105	9	40	360 kWh
Mid Peak		10/04/02	10/06/02			
		10728	10749	21	40	840 kWh
Off Peak		10/04/02	10/06/02			
		13957	14034	77	40	3,080 kWh
Mid Peak		10/06/02	11/01/02			
		10749	10896	147	40	5,880 kWh

Address

Date Bill Prepared

Nov 05, 2002

Your Customer Account Number
2-20-362-4010

24-hr. Customer Service
1 (800) 896-1245

Account
9197-03

Rotating Outage
Group M013

Rate Schedule
TOU-PA-7B

Off Peak

10/06/02 11/01/02
14034 14182

148

40

5,920 kWh

Demand Meter Information

Maximum Demand : 174.0 kW

Usage Comparison

Kilowatt-hour (kWh) used

This Year
16,080.00

Last Year
8,200.00

2 Years Ago
24,520.00

Number of days

28

32

30

Average usage per day

574.29

256.25

817.33

Percent change from Last Year

124%

THIS IS YOUR CLOSING STATEMENT.

*** Important Message regarding this Service Account ***

* * * * *

IMPORTANT INFORMATION

The Rotating Outage Group number shown on the upper portion of your bill may change. Group changes may occur at any time without notice due to electric system operating conditions. While we provide as much outage information as possible, SCE cannot predict exactly when an outage group may be affected.

* * * * *

IMPORTANT MESSAGE

A recent decision by the Federal Energy Regulatory Commission required SCE to increase the transmission rate component of your bill and to decrease the generation rate component. In most cases, there will be no change to your bill. It is important to note that the decrease in the generation component will result in a decrease in the Procured Energy (PE) credit for all Direct Access customers.





Southern California Edison Company
An EDISON INTERNATIONAL Company
P.O. Box 600, Rosemead, CA 91771-0001

Customer and Service Address

JOHN CALANDRI FARMS
37802 165TH ST E PMP
PEARBLISM CA 93553

Date Bill Prepared

Jan 12, 2000
Next Meter Read on or about
Feb 07, 2000

Your Customer Account Number

2-10-013-7033

24-hr. Customer Service

1 (800) 896-1245

Service Account

Old Account #

Rate Schedule

3-012-5264-36 55-36-641-4430-01 TOU-PA-B

Llano Pump 4

JAN 18 2000
114



Update

Amount of Previous Statement 12/09/99

\$758.72

Payment received 12/27/99 - Thank you

\$ (758.72)

Account Balance..... \$

0.00

Summary



Service / Billing Period - 12/07/99 to 01/06/00 (30 days) - Winter Season

Facilities Rel Demand 79 kW x \$2.85000 \$ 225.15

Demand Charge Total \$ 225.15

Customer Charge 42.80

Current Billing Detail Subtotal \$ 267.95

Los Angeles Co UUT \$ 267.95 x 5.00000% 13.40

State Tax 0 kWh x \$0.00020 0.00

Current amount must be paid by 01/31/00 \$281.3

\$ 8.93 is your daily average cost this period excluding Utility User Tax (UUT)

Service Voltage : 480 Volts

Of your total charges, Franchise Fees represents : \$2.17

Average PX Energy Charge during this period was : 3.34 cents/kWh

Detail

CTC Charges

PX Energy Charge (1)


Transmission Charges

Distribution Charges

Nuclear Decommissioning Charges

Public Purpose Program Charges

Other Charges



Current Amount Due \$ 281.35

(1) The Average PX Charge is based upon the weighted average costs for purchases through the Power Exchange. This service is subject to competition. You may purchase electricity from another supplier.

EDISON

Southern California Edison Company
An EDISON INTERNATIONALSM Company
P.O. Box 600, Rosemead, CA 91771-0001

Customer and Service Address
CALANDRI FARMS
7802 165TH ST E PMP
PEARBLSM CA 93553

Date Bill Prepared:
Jan 12, 2000
Next Meter Read on or about
Feb 07, 2000

Your Customer Account Number
2-10-013-7033
24-hr. Customer Service
1 (800) 896-1245

Service Account Old Account # Rate Schedule
3-012-5264-36 **55-36-641-4430-01** **TOU-PA-B**



Usage

Meter Number	Dates and Readings		Difference	Multiplier	Usage
	From	To			
P0726K-002045	12/07/99	01/06/00			
	00000	00000	0	40	0 kWh
Mid Peak	12/07/99	01/06/00			
	00000	00000	0	40	0 kWh
Off Peak	12/07/99	01/06/00			
	00000	00000	0	40	0 kWh

Demand Meter Information

50% of the Previous High Billing Demand : 79.0 kW
Maximum Demand : 0.0 kW

Usage Comparison

	This Year	Last Year
kilowatthour (kWh) used	.00	No
Number of days	30	Comparable
Average usage per day	.00	Usage



Message

Not Just Energy...
We are committed to delivering you creative energy services
that add to your comfort and convenience.

Customer and Service Address

JOHN GALANDRI FARMS
37802 165TH ST E PMP
PEARBLISM CA 93553

Date Bill Prepared

Feb 08, 2000

Next Meter Read on or about

March 08, 2000

Your Customer Account Number

2-10-013-7033

24-hr. Customer Service

1 (800) 896-1245

Service Account

3-012-5264-36

Old Account #

55-36-641-4430-01

Rate Schedule

TOU-PA-B



Update

Amount of Previous Statement 01/12/00

\$281.35

Payment received 01/24/00 - Thank you

\$ (281.35)

Account Balance..... \$

0

Summary



Service / Billing Period - 01/06/00 to 02/04/00 (29 days) - Winter Season

Facilities Rel Demand 79 kW x \$2.85000 \$ 225.15

Demand Charge Total \$ 225.15

Customer Charge 42.80

Current Billing Detail Subtotal \$ 267.95

Los Angeles Co UUT \$ 267.95 x 5.00000% 13.40

State Tax 0 kWh x \$0.00020 0.00

Current amount must be paid by 02/28/00 \$281

\$ 9.24 is your daily average cost this period excluding Utility User Tax (UUT)

Service Voltage : 480 Volts

Of your total charges, Franchise Fees represents : \$2.17

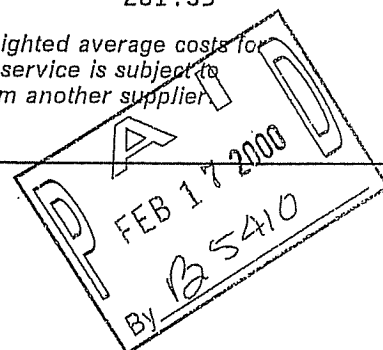
Average PX Energy Charge during this period was : 3.53 cents/kWh

Detail

CTC Charges	\$	12.71
PX Energy Charge (1)		0.00
Transmission Charges		3.16
Distribution Charges		252.08
Nuclear Decommissioning Charges		0.00
Public Purpose Program Charges		0.00
Other Charges		13.40

Current Amount Due \$ 281.35

(1) The Average PX Charge is based upon the weighted average costs for purchases through the Power Exchange. This service is subject to competition. You may purchase electricity from another supplier.



(14-574)

- Please detach stub below and return with your payment -

Service Address
 ALANDRI FARMS
 302 165TH ST E PMP
 PEARBLSM CA 93553

Date Bill Prepared
 Feb 08, 2000
 Next Meter Read on or about
 March 08, 2000

Your Customer Account Numk
2-10-013-7033
 24-hr. Customer Service
1 (800) 896-1245

Service Account Old Account # Rate Schedule
3-012-5264-36 55-36-641-4430-01 TOU-PA-B



Usage

Meter Number	Dates and Readings		Difference	Multiplier	Usage
	From	To			
P0726K-002045	01/06/00	02/04/00			
	00000	00000	0	40	0 k
Mid Peak	01/06/00	02/04/00			
	00000	00000	0	40	0 k
Off Peak	01/06/00	02/04/00			
	00000	00000	0	40	0 k

Demand Date	Demand From	Time To	Season	Peak	Demand
01/12/00	12:30	12:30	Winter	Mid Peak	24 k
01/01/01	00:00	00:00	Winter	Off Peak	0 k

Demand Meter Information

50% of the Previous High Billing Demand : 79.0 kW
 Maximum Demand : 24.0 kW

Usage Comparison

	This Year	Last Year
kilowatthour (kWh) used	.00	80.00
Number of days	29	29
Average usage per day	.00	2.76



Message

Not Just Energy...

We are committed to delivering you creative energy services that add to your comfort and convenience.

EDISON

An EDISON INTERNATIONALSM Company
P.O. Box 600, Rosemead, CA 91771-0001

15

Customer and Service Address

JOHN CALANDRI FARMS
37802 165TH ST E PMP
PEARBLSM CA 93553

Date Bill Prepared

March 09, 2000
Next Meter Read on or about
April 06, 2000

Your Customer Account Number

2-10-013-7033

24-hr. Customer Service

1 (800) 896-1245

Service Account

Old Account

Rate Schedule

3-012-5264-36 55-36-641-4430-01 TOU-PA-B

Boat
MAR 22 2000
315

Lane #4



Update

Amount of Previous Statement 02/08/00

\$281.35

Payment received 02/19/00 - Thank you

\$ (281.35)

Account Balance..... \$

0.00

Summary



Service / Billing Period - 02/04/00 to 03/08/00 (33 days) - Winter Season

Facilities Rel Demand 79 kW x \$2.85000 \$ 225.15

Demand Charge Total \$ 225.15

Customer Charge 42.80

Current Billing Detail Subtotal \$ 267.95

Los Angeles Co UUT \$ 267.95 x 5.00000% 13.40

State Tax 0 kWh x \$0.00020 0.00

Current amount must be paid by 03/28/00 \$281.35

\$ 8.12 is your daily average cost this period excluding Utility User Tax (UUT)

Service Voltage : 480 Volts

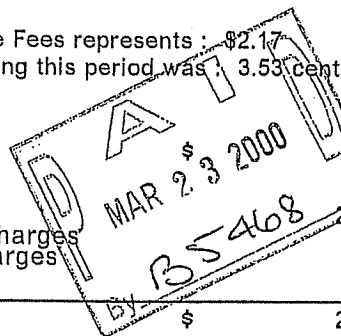
Of your total charges, Franchise Fees represents : \$2.17

Average PX Energy Charge during this period was : 3.53 cents/kWh

Detail

CTC Charges 12.71
PX Energy Charge (1) 0.00
Transmission Charges 3.16
Distribution Charges 252.08
Nuclear Decommissioning Charges 0.00
Public Purpose Program Charges 0.00
Other Charges 13.40

Current Amount Due \$ 281.35



(1) The Average PX Charge is based upon the weighted average costs for purchases through the Power Exchange. This service is subject to competition. You may purchase electricity from another supplier.

(14-574)

- Please detach stub below and return with your payment -

Service Address

ANDRI FARMS
5TH ST E PMP
LSM CA 93553

Date Bill Prepared

March 09, 2000

Next Meter Read on or about

April 06, 2000

Your Customer Account Number

2-10-013-7033

24-hr. Customer Service

1 (800) 896-1245

Service Account

3-012-5264-36

Old Account #

55-36-641-4430-01

Rate Schedule

TOU-PA-B



Usage

Meter Number	Dates and Readings		Difference	Multiplier	Usage
	From	To			
P0726K-002045	02/04/00	03/08/00			
Mid Peak	00000	00000	0	40	0 kWh
Off Peak	02/04/00	03/08/00			
	00000	00000	0	40	0 kWh
	02/04/00	03/08/00			
	00000	00000	0	40	0 kWh

Demand Date	Demand From	Time To	Season	Peak	Demand
03/06/00	17:00	17:00	Winter	Mid Peak	0 kW
02/11/00	07:15	07:15	Winter	Off Peak	54 kW

Demand Meter Information

50% of the Previous High Billing Demand : 79.0 kW
Maximum Demand : 54.0 kW

Usage Comparison

	This Year	Last Year
kilowatthour (kWh) used	.00	17,680.00
Number of days	33	32
Average usage per day	.00	552.50



Message

Not Just Energy...

We are committed to delivering you creative energy services that add to your comfort and convenience.



Southern California Edison Company
An EDISON INTERNATIONALSM Company
P.O. Box 600, Rosemead, CA 91771-0001.

Customer and Service Address

JOHN GALANDRI-FARMS
37802 165TH ST E PMP
PEARLSM CA 93553

Date Bill Prepared

April 07, 2000

Next Meter Read on or about

May 05, 2000

Your Customer Account Number

2-10-013-7033

24-hr. Customer Service

1 (800) 896-1245

Service Account

Old Account #

Rate Schedule

3-012-5264-36 55-36-641-4430-01

TOU-PA-B

Liano #4

Best
413-00
420



Update

Amount of Previous Statement 03/09/00

\$281.35

Payment received 03/27/00 - Thank you

\$ (281.35)

Account Balance..... \$

0

Summary



Service / Billing Period - 03/08/00 to 04/06/00 (29 days) - Winter Season

Facilities Rel Demand 156 kW x \$2.85000 \$ 444.60

Demand Charge Total \$ 444.60

Winter Mid Peak 10,640 kWh x \$0.08503 904.72
Winter Off Peak 3,520 kWh x \$0.03952 139.11

Current Energy Bill \$ 1,043.83

Customer Charge 42.80

Current Billing Detail Subtotal \$ 1,531.23

Los Angeles Co UUT \$ 1,531.23 x 5.00000% 76.56
State Tax 14,160 kWh x \$0.00020 2.83

Current amount must be paid by 04/26/00 \$1,610.

\$ 52.90 is your daily average cost this period excluding Utility User Tax (UUT)

Service Voltage : 480 Volts

Of your total charges, Franchise Fees represents : \$12.38

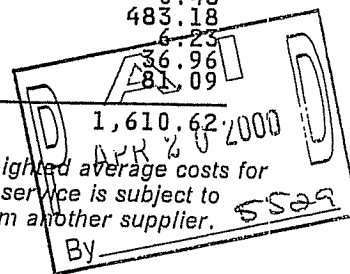
Average PX Energy Charge during this period was : 3.56 cents/kWh

Detail

CTC Charges \$ 498.95
PX Energy Charge (1) 503.78
Transmission Charges 0.43
Distribution Charges 483.18
Nuclear Decommissioning Charges 6.23
Public Purpose Program Charges 36.96
Other Charges 81.09

Current Amount Due \$ 1,610.62

(1) The Average PX Charge is based upon the weighted average costs for purchases through the Power Exchange. This service is subject to competition. You may purchase electricity from another supplier.



EDISON

Southern California Edison Company
An EDISON INTERNATIONALSM Company
P.O. Box 600, Rosemead, CA 91771-0001

Customer and Service Address

JOHN CALANDRI FARMS
37802 165TH ST E PMP
PEARBLSM CA 93553

Date Bill Prepared

April 07, 2000

Next Meter Read on or about

May 05, 2000

Your Customer Account Number

2-10-013-7033

24-hr. Customer Service

1 (800) 896-1245

Service Account

Old Account #

Rate Schedule

3-012-5264-36 55-36-641-4430-01

TOU-PA-B



Usage

Meter Number	Dates and Readings		Difference	Multiplier	Usage
	From	To			
P0726K-002045	03/08/00	04/06/00			
	00000	00354	354	40	14,160 kWh
Mid Peak	03/08/00	04/06/00			
	00000	00266	266	40	10,640 kWh
Off Peak	03/08/00	04/06/00			
	00000	00088	88	40	3,520 kWh

Demand Meter Information

Maximum Demand : 156.0 kW

Usage Comparison

	This Year	Last Year
kilowatthour (kWh) used	14,160.00	16,200.00
Number of days	29	30
Average usage per day	488.28	540.00



Message

VOLUNTARY RENEWABLE ENERGY CONTRIBUTIONS...

"California air quality can use your help. Look inside the enclosed Customer Connection for information about the Voluntary Renewables Contribution Program".



SOUTHERN CALIFORNIA Edison Company
An EDISON INTERNATIONALSM Company
P.O. Box 600, Rosemead, CA 91771-0001

Customer and Service Address
JOHN GALANDRI-FARMS
37802 165TH ST E PMP
PEARBLSM CA 93553

Date Bill Prepared
May 31, 2000
Next Meter Read on or about
June 06, 2000

Service Account
3-012-5264-36

Rate Schedule
TOU-PA-B

Your Customer Account Number
2-10-013-7033
24-hr. Customer Service
1 (800) 896-1245



Update

Amount of Previous Statement 04/07/00
Payment received 04/27/00 - Thank you
Account Balance.....

\$1,610.62
\$ (1,610.62)

0.1

Summary

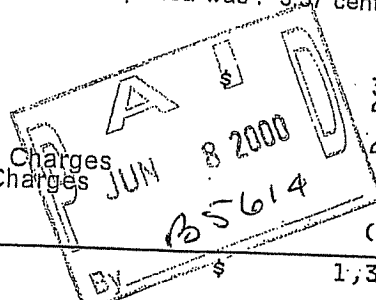


Service / Billing Period - 04/06/00 to 05/04/00 (28 days) - Winter Season		
Facilities Rel Demand	155 kW x \$2.85000	\$ 441.75
Demand Charge Total		\$ 441.75
Winter Mid Peak	6,320 kWh x \$0.08503	537.39
Winter Off Peak	7,320 kWh x \$0.03952	289.29
Current Energy Bill		\$ 826.68
Customer Charge		42.80
Electric Deferred Refund		(70.30)
Current Billing Detail Subtotal		\$ 1,240.93
Los Angeles Co UUT	\$ 1,240.93 x 5.00000%	62.05
State Tax	13,640 kWh x \$0.00020	2.73
Current amount must be paid by 06/19/00		\$1,305.71

\$ 44.42 is your daily average cost this period excluding Utility User Tax (UUT)
Service Voltage : 480 Volts
Of your total charges, Franchise Fees represents : \$10.04
Average PX Energy Charge during this period was : 3.37 cents/kWh

Detail

CTC Charges	327.97
PX Energy Charge (1)	459.59
Transmission Charges	0.61
Distribution Charges	479.82
Nuclear Decommissioning Charges	6.00
Public Purpose Program Charges	35.60
Other Charges	66.42
Electric Deferred Refund	(70.30)
Current Amount Due	\$ 1,305.71



(1) The Average PX Charge is based upon the weighted average costs for purchases through the Power Exchange. This service is subject to competition. You may purchase electricity from another supplier.

Service Address
ANDRI FARMS
165TH ST E PMP
RBLSM CA 93553

Date Bill Prepared
May 31, 2000
Next Meter Read on or about
June 06, 2000

Service Account
3-012-5264-36

Rate Schedule
TOU-PA-B

Your Customer Account Number
2-10-013-7033
24-hr. Customer Service
1 (800) 896-1245



Usage

Meter Number	Dates and Readings		Difference	Multiplier	Usage
	From	To			
P0726K-002045	04/06/00	05/04/00			
	00354	00695	341	40	13,640 kWh
Mid Peak	04/06/00	05/04/00			
	00266	00424	158	40	6,320 kWh
Off Peak	04/06/00	05/04/00			
	00088	00271	183	40	7,320 kWh

Demand Meter Information

Maximum Demand : 155.0 kW

Usage Comparison

	This Year	Last Year
kilowatthour (kWh) used	13,640.00	47,200.00
Number of days	28	28
Average usage per day	487.14	1,685.71



Message

Not Just Energy...

We are committed to delivering you creative energy services that add to your comfort and convenience.

* * * * *

ELECTRIC DEFERRED REFUND...

SCE customers of record on 1/1/2000, who were also SCE customers during 1999, are eligible for a one-time Electric Deferred Refund based on their 1999 electric use. Your refund appears as a credit on this bill and is due to refunds and revenue-sharing amounts ordered by the California Public Utilities Commission.



Southern California Edison Company
An EDISON INTERNATIONALSM Company
P.O. Box 600, Rosemead, CA 91771-0001

Customer and Service Address

JOHN CALANDRI-FARMS
37802 165TH ST E PMP
PEARBLSM CA 93553

Date Bill Prepared

June 07, 2000

Next Meter Read on or about

July 06, 2000

Service Account

3-012-5264-36

Rate Schedule

TOU-PA-B

Your Customer Account Number

2-10-013-7033

24-hr. Customer Service

1 (800) 896-1245

**Update**

Amount of Previous Statement 05/31/00

\$1,305.71

Previous Charges Due Immediately \$

1,305.

Summary

Service / Billing Period - 05/04/00 to 06/05/00 (32 days) - Winter/Summer Season

Facilities Rel Demand 155 kW x \$2.85000 \$ 441.75

Demand Charge Total \$ 441.75

Summer Off Peak 2,400 kWh x \$0.03952 94.85
Winter Mid Peak 28,640 kWh x \$0.08503 2,435.26
Winter Off Peak 30,440 kWh x \$0.03952 1,202.99

Current Energy Bill \$ 3,733.10

Customer Charge 42.80

Current Billing Detail Subtotal \$ 4,217.65

Los Angeles Co UUT \$ 4,217.65 x 5.00000% 210.88
State Tax 61,480 kWh x \$0.00020 12.30

Current amount must be paid by 06/26/00 \$4,440.

Your Account's Total Balance Due \$5,746.

\$ 132.19 is your daily average cost this period excluding Utility User Tax (UUT)

Service Voltage : 480 Volts

Of your total charges, Franchise Fees represents : \$34.11

Average PX Energy Charge during this period was : 6.16 cents/kWh

Detail

CTC Charges (274.40)
PX Energy Charge (1) 3,786.56
Transmission Charges (19.00)
Distribution Charges 529.59
Nuclear Decommissioning Charges 27.06
Public Purpose Program Charges 160.46
Other Charges 230.56

Current Amount Due 4,440.83

(1) The Average PX Charge is based upon the weighted average costs for purchases through the Power Exchange. This service is subject to competition. You may purchase electricity from another supplier.

Address
FARMS
H ST E PMP
BLSM CA 93553

Date Bill Prepared
June 07, 2000
Next Meter Read on or about
July 06, 2000

Service Account
3-012-5264-36

Rate Schedule
TOU-PA-B

Your Customer Account Number
2-10-013-7033
24-hr. Customer Service
1 (800) 896-1245



Usage

Meter Number	Dates and Readings From	To	Difference	Multiplier	Usage
P0726K-002045	05/04/00	06/05/00			
On Peak	00695	02232	1537	40	61,480 kWh
Mid Peak	06/04/00	06/05/00	0	40	0 kWh
Off Peak	00000	00000	0	40	0 kWh
Mid Peak	06/04/00	06/05/00	0	40	0 kWh
Off Peak	01140	01140	0	40	0 kWh
Mid Peak	06/04/00	06/05/00	60	40	2,400 kWh
Off Peak	01032	01092	716	40	28,640 kWh
	05/04/00	06/04/00	761	40	30,440 kWh
	00424	01140			
	05/04/00	06/04/00			
	00271	01032			

Demand Date	Demand From	Time To	Season	Peak	Demand
01/01/01	00:00	00:00	Summer	On Peak	0 kW
01/01/01	00:00	00:00	Summer	Mid Peak	0 kW
06/05/00	06:00	06:00	Summer	Off Peak	154 kW
04/14/00	09:15	09:15	Winter	Mid Peak	154 kW
04/12/00	06:15	06:15	Winter	Off Peak	155 kW

Demand Meter Information

Maximum Demand : 155.0 kW

Usage Comparison

	This Year	Last Year
kilowatthour (kWh) used	61,480.00	50,320.00
Number of days	32	33
Average usage per day	1,921.25	1,524.85



Message

Not Just Energy...
We are committed to delivering you creative energy services
that add to your comfort and convenience.

EDISONAn EDISON INTERNATIONALSM Company
P.O. Box 600, Rosemead, CA 91771-0001**Customer and Service Address**JOHN CALANDRI FARMS
37802 165TH ST E PMP
PEARBLSM CA 93553**Date Bill Prepared**

July 07, 2000

Next Meter Read on or about

Aug 04, 2000

Your Customer Account Number**2-10-013-7033****24-hr. Customer Service****1 (800) 896-1245****Service Account****3-012-5264-36****Rate Schedule**

TOU-PA-B

Liano Pump 4**Update**

Amount of Previous Statement 06/07/00

\$5,746.54

Payment received 06/12/00 - Thank you

\$ (1,305.71)

Payment received 06/21/00 - Thank you

\$ (4,440.83)

Account Balance.....\$

0.

Current Charges:

Late Payment Charge (\$62.05 x 0.90%)

\$0.56

Current Charges Subtotal.....\$

0.56

Summary

Service / Billing Period - 06/05/00 to 07/06/00 (31 days) - Summer Season

Facilities Rel Demand

154 kW

x \$2.85000

\$ 438.90

Summer On Peak

152 kW

x \$9.00000

1,368.00

Demand Charge Total

\$ 1,806.90

Summer On Peak

9,560 kWh

x \$0.11229

1,073.49

Summer Mid Peak

11,160 kWh

x \$0.07256

809.77

Summer Off Peak

30,960 kWh

x \$0.03952

1,223.54

Current Energy Bill

\$ 3,106.80

Customer Charge

42.80

Current Billing Detail Subtotal

\$ 4,956.50

Los Angeles Co UUT

\$ 4,956.50 x 5.00000%

247.83

State Tax

51,680 kWh x \$0.00020

10.34

Current amount must be paid by 07/26/00**\$5,215.**


\$ 160.22 is your daily average cost this period excluding Utility User Tax (UUT)

Service Voltage : 480 Volts

\$ 214.65

Of your total charges, Franchise Fees represents : \$40.08

Average PX Energy Charge during this period was : 10.16 cents/kWh



(14-574)

- Please detach stub below and return with your payment -

EDISON

Southern California Edison Company
An EDISON INTERNATIONALSM Company
P.O. Box 600, Rosemead, CA 91771-0001and Service Address
CALANDRI FARMS
802 165TH ST E PMP
PEARBLSM CA 93553Date Bill Prepared
July 07, 2000
Next Meter Read on or about
Aug 04, 2000Service Account
3-012-5264-36Rate Schedule
TOU-PA-BYour Customer Account Number
2-10-013-7033
24-hr. Customer Service
1 (800) 896-1245

Detail

CTC Charges	\$	(1,788.05)
PX Energy Charge (1)		5,249.26
Transmission Charges		127.85
Distribution Charges		1,203.62
Nuclear Decommissioning Charges		22.74
Public Purpose Program Charges		134.88
Other Charges		264.37
Other Current Charges		0.56
Current Amount Due	\$	5,215.23

(1) The Average PX Charge is based upon the weighted average costs for purchases through the Power Exchange. This service is subject to competition. You may purchase electricity from another supplier.



Usage

Meter Number	Dates and Readings From To	Difference	Multiplier	Usage
P0726K-002045	06/05/00 07/06/00			
	02232 03524	1292	40	51,680 kWh
On Peak	06/05/00 07/06/00			
	00000 00239	239	40	9,560 kWh
Mid Peak	06/05/00 07/06/00			
	01140 01419	279	40	11,160 kWh
Off Peak	06/05/00 07/06/00			
	01092 01866	774	40	30,960 kWh

Demand Date	Demand From	Time To	Season	Peak	Demand
06/16/00	18:00	18:00	Summer	On Peak	152 kW
07/03/00	22:45	22:45	Summer	Mid Peak	154 kW
06/11/00	06:00	06:00	Summer	Off Peak	154 kW

Demand Meter Information

Maximum Demand : 154.0 kW

Usage Comparison — This Year —

	This Year	Last Year
kilowatthour (kWh) used	51,680.00	No
Number of days	31	Comparable
Average usage per day	1,667.10	Usage



Message

Not Just Energy...
We are committed to delivering you creative energy services
that add to your comfort and convenience.



Southern California Edison Company
An EDISON INTERNATIONALSM Company
P.O. Box 600, Rosemead, CA 91771-0001

Customer and Service Address

JOHN CALANDRI-FARMS
37802 465TH ST E PMP
PEARBL SM CA 93553

Date Bill Prepared

Aug 05, 2000

Next Meter Read on or about

Sept 05, 2000

Your Customer Account Number

2-10-013-7033

24-hr. Customer Service

1 (800) 896-1245

Service Account

3-012-5264-36

Rate Schedule

TOU-PA-B

Boat 816



Update

Amount of Previous Statement 07/07/00

\$5,215.23

Payment received 07/22/00 - Thank you

\$ (5,215.23)

Account Balance..... \$

0.

Summary



Service / Billing Period - 07/06/00 to 08/04/00 (29 days) - Summer Season

Facilities Rel Demand	156 kW	x \$2.85000	\$ 444.60
Summer On Peak	153 kW	x \$9.00000	1,377.00

Demand Charge Total \$ 1,821.60

Summer On Peak	3,160 kWh	x \$0.11229	354.84
Summer Mid Peak	2,800 kWh	x \$0.07256	203.17
Summer Off Peak	10,080 kWh	x \$0.03952	398.36

Current Energy Bill \$ 956.37

Customer Charge 42.80

Current Billing Detail Subtotal \$ 2,820.77

Los Angeles Co UUT	\$ 2,820.77 x 5.00000%	141.04
State Tax	16,040 kWh x \$0.00020	3.21

Current amount must be paid by 08/24/00 \$2,965.

\$ 97.38 is your daily average cost this period excluding Utility User Tax (UUT)

Service Voltage : 480 Volts

Of your total charges, Franchise Fees represents : \$22.81

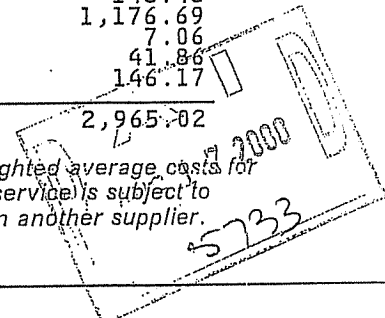
Average PX Energy Charge during this period was : 12.37 cents/kWh

Detail

CTC Charges	\$ (533.65)
PX Energy Charge (1)	1,983.41
Transmission Charges	143.48
Distribution Charges	1,176.69
Nuclear Decommissioning Charges	7.06
Public Purpose Program Charges	41.86
Other Charges	146.17

Current Amount Due \$ 2,965.02

(1) The Average PX Charge is based upon the weighted average costs for purchases through the Power Exchange. This service is subject to competition. You may purchase electricity from another supplier.



(14-574)

- Please detach stub below and return with your payment -

Service Address

FARMS

ST E PMP

CA 93553

Service Account

012-5264-36

Date Bill Prepared

Aug 05, 2000

Next Meter Read on or about

Sept 05, 2000

Rate Schedule

TOU-PA-B

Your Customer Account Number

2-10-013-7033

24-hr. Customer Service

1 (800) 896-1245



Usage

Meter Number	Dates and Readings From	To	Difference	Multiplier	Usage
P0726K-002045	07/06/00	08/04/00			
	03524	03925	401	40	16,040 kWh
On Peak	07/06/00	08/04/00			
	00239	00318	79	40	3,160 kWh
Mid Peak	07/06/00	08/04/00			
	01419	01489	70	40	2,800 kWh
Off Peak	07/06/00	08/04/00			
	01866	02118	252	40	10,080 kWh

Demand Date	Demand From	Time To	Season	Peak	Demand
07/07/00	18:00	18:00	Summer	On Peak	153 kW
07/07/00	22:15	22:15	Summer	Mid Peak	155 kW
07/08/00	03:45	03:45	Summer	Off Peak	156 kW

Demand Meter Information

Maximum Demand : 156.0 kW

Usage Comparison

	This Year	Last Year
kilowatthour (kWh) used	16,040.00	No
Number of days	29	Comparable
Average usage per day	553.10	Usage



Message

Not Just Energy...

We are committed to delivering you creative energy services that add to your comfort and convenience.



Southern California Edison Company
An EDISON INTERNATIONALSM Company
P.O. Box 600, Rosemead, CA 91771-0001

B

Customer and Service Address

JOHN CALANDRI FARMS
37802 165TH ST E PMP
PEARBLISM CA 93553

Date Bill Prepared

Sept 06, 2000

Next Meter Read on or about
Oct 04, 2000

Your Customer Account Number

2-10-013-7033

24-hr. Customer Service

1 (800) 896-1245

Service Account

3-012-5264-36

Rate Schedule

TOU-PA-B

Llano #4

Boat
Boat 4



Update

Amount of Previous Statement 08/05/00

\$2,965.02

Payment received 08/21/00 - Thank you

\$ (2,965.02)

Account Balance..... \$

0.0

Summary



Service / Billing Period - 08/04/00 to 09/05/00 (32 days) - Summer Season

Facilities Rel Demand	156 kW	x \$2.85000	\$ 444.60
Summer On Peak	153 kW	x \$9.00000	1,377.00

Demand Charge Total \$ 1,821.60

Summer On Peak	11,680 kWh	x \$0.11229	1,311.55
Summer Mid Peak	9,760 kWh	x \$0.07256	708.19
Summer Off Peak	22,520 kWh	x \$0.03952	889.99

Current Energy Bill \$ 2,909.73

Customer Charge 42.80

Current Billing Detail Subtotal \$ 4,774.13

Los Angeles Co UUT	\$ 4,774.13 x 5.00000%	238.71
State Tax	43,960 kWh x \$0.00020	8.79

Current amount must be paid by 09/25/00 \$5,021.63

\$ 149.47 is your daily average cost this period excluding Utility User Tax (UUT)

Service Voltage : 480 Volts

Of your total charges, Franchise Fees represents : \$38.61

Average PX Energy Charge during this period was : 17.81 cents/kWh

Detail

CTC Charges	\$ (4,533.61)
PX Energy Charge (1)	7,830.61
Transmission Charges	132.84
Distribution Charges	1,205.73
Nuclear Decommissioning Charges	19.34
Public Purpose Program Charges	114.74
Other Charges	252.78

Current Amount Due \$ 5,021.63

(1) The Average PX Charge is based upon the weighted average costs for purchases through the Power Exchange. This service is subject to competition. You may purchase electricity from another supplier.

ISON

An EDISON INTERNATIONALSM Company
P.O. Box 600, Rosemead, CA 91771-0001

Customer and Service Address
 CALANDRI FARMS
 802 165TH ST E PMP
 PEARBLSM CA 93553

Date Bill Prepared
 Sept 06, 2000
 Next Meter Read on or about
 Oct 04, 2000

Your Customer Account Number
2-10-013-7033
 24-hr. Customer Service
1 (800) 896-1245

Service Account
3-012-5264-36

Rate Schedule
 TOU-PA-B



Usage

Meter Number	Dates and Readings		Difference	Multiplier	Usage
	From	To			
P0726K-002045	08/04/00	09/05/00			
	03925	05024	1099	40	43,960 kWh
On Peak	08/04/00	09/05/00			
	00318	00610	292	40	11,680 kWh
Mid Peak	08/04/00	09/05/00			
	01489	01733	244	40	9,760 kWh
Off Peak	08/04/00	09/05/00			
	02118	02681	563	40	22,520 kWh

Demand Date	Demand From	Time To	Season	Peak	Demand
08/18/00	18:00	18:00	Summer	On Peak	153 kW
09/05/00	08:15	08:15	Summer	Mid Peak	155 kW
08/13/00	06:30	06:30	Summer	Off Peak	156 kW

Demand Meter Information
 Maximum Demand : 156.0 kW

Usage Comparison			This Year	Last Year
kilowatthour (kWh) used			43,960.00	40,120.00
Number of days			32	28
Average usage per day			1,373.75	1,432.86



Message

Not Just Energy...
 We are committed to delivering you creative energy services
 that add to your comfort and convenience.



EDISON

Southern California Edison Company
An EDISON INTERNATIONALSM Company
P.O. Box 600, Rosemead, CA 91771-0001

Customer and Service Address

JOHN CALANDRI FARMS
37802 165TH ST E PMP
PEARBLSM CA 93553

Date Bill Prepared

Oct 05, 2000
Next Meter Read on or about
Nov 03, 2000

Your Customer Account Number

2-10-013-7033

24-hr. Customer Service

1 (800) 896-1245

Service Account

3-012-5264-36

Rate Schedule

TOU-PA-B

Boat
1017



Update

Amount of Previous Statement 09/06/00

\$5,021.63

Payment received 09/23/00 - Thank you

\$ (5,021.63)

Account Balance..... \$

0.1

Summary



Service / Billing Period - 09/05/00 to 10/04/00 (29 days) - Summer/Winter Season

Facilities Rel Demand	156 kW	x \$2.85000	\$ 444.60
Summer On Peak	153 kW	x \$9.00000 x 26/29 days	1,234.55

Demand Charge Total \$ 1,679.15

Summer On Peak	10,800 kWh	x \$0.11229	1,212.73
Summer Mid Peak	16,000 kWh	x \$0.07256	1,160.96
Summer Off Peak	19,160 kWh	x \$0.03952	757.20
Winter Mid Peak	1,320 kWh	x \$0.08503	112.24
Winter Off Peak	1,800 kWh	x \$0.03952	71.14

Current Energy Bill \$ 3,314.27

Customer Charge 42.80

Current Billing Detail Subtotal \$ 5,036.22

Los Angeles Co UUT	\$ 5,036.22 x 5.00000%	251.81
State Tax	49,080 kWh x \$0.00020	9.82

Current amount must be paid by 10/24/00 \$5,297.85

\$ 174.00 is your daily average cost this period excluding Utility User Tax (UUT)

Service Voltage : 480 Volts

Of your total charges, Franchise Fees represents : \$40.73

Average PX Energy Charge during this period was : 12.23 cents/kWh

Detail

CTC Charges	\$ (2,378.45)
PX Energy Charge (1)	6,004.52
Transmission Charges	115.06
Distribution Charges	1,139.51
Nuclear Decommissioning Charges	21.59
Public Purpose Program Charges	128.10
Other Charges	267.52

Current Amount Due \$ 5,297.85

(1) The Average PX Charge is based upon the weighted average costs for purchases through the Power Exchange. This service is subject to competition. You may purchase electricity from another supplier.

Date Bill Prepared

Oct 05, 2000

Next Meter Read on or about

Nov 03, 2000

Your Customer Account Number

2-10-013-7033

24-hr. Customer Service

1 (800) 896-1245

CA 93553

Service Account
3-012-5264-36

Rate Schedule

TOU-PA-B



Usage

Meter Number	Dates and Readings From	To	Difference	Multiplier	Usage
P0726K-002045	09/05/00	10/04/00			
On Peak	05024	06251	1227	40	49,080 kWh
Mid Peak	09/05/00	10/01/00			
	00610	00880	270	40	10,800 kWh
Off Peak	09/05/00	10/01/00			
	01733	02133	400	40	16,000 kWh
Mid Peak	09/05/00	10/01/00			
	02681	03160	479	40	19,160 kWh
Off Peak	10/01/00	10/04/00			
	02133	02166	33	40	1,320 kWh
	10/01/00	10/04/00			
	03160	03205	45	40	1,800 kWh

Demand Date	Demand From	Time To	Season	Peak	Demand
09/13/00	17:15	17:15	Summer	On Peak	153 kW
09/07/00	08:15	08:15	Summer	Mid Peak	155 kW
09/11/00	07:30	07:30	Summer	Off Peak	156 kW
10/04/00	08:15	08:15	Winter	Mid Peak	154 kW
10/04/00	07:45	07:45	Winter	Off Peak	154 kW

Demand Meter Information

Maximum Demand : 156.0 kW

Usage Comparison

	This Year	Last Year
kilowatthour (kWh) used	49,080.00	18,120.00
Number of days	29	33
Average usage per day	1,692.41	549.09



Message

Not Just Energy...

We are committed to delivering you creative energy services that add to your comfort and convenience.



Southern California Edison Company
An EDISON INTERNATIONALSM Company
P.O. Box 600, Rosemead, CA 91771-0001

Customer and Mailing Address
JOHN CALANDRI FARMS
43933 RYCKEBOSCH LN
LANCASTER CA 93535

Date Bill Prepared
Nov 17, 2000

Your Customer Account Number
2-10-013-7033
24-hr. Customer Service
1 (800) 896-1245

Page 1 of 1



Update

Amount of Previous Statement 11/04/00
Payment received 11/15/00 - Thank you

\$1,014.69
\$ (1,014.69)

Account Balance..... \$

0.00



Summary Of Billing Detail

Service Account

Rate Schedule

Service Address

Current Charge

3-012-5264-36
Billing Adjustment
for the period of:
06/01/99-10/05/99

TOU-PA-B

37802 165TH ST E PMP
PEARBLSM, CA

\$

7,206.79

Current amount must be paid by 12/06/00

\$

7,206.79



Message

MAKE A DIFFERENCE IN SOMEONE'S LIFE THIS WINTER!

Lend a helping hand to your neighbors in need by contributing to SCE's Energy Assistance Fund. All contributions are tax deductible. For more information, see the envelope provided with this statement.

12-19-00 met w/ Curt DeWoody - SCE
verified charges are OK for kW-hours

DEC 21 2000

5973

(14-574)

- Please detach stub below and return with your payment -



An EDISON INTERNATIONALSM Company
P.O. Box 600, Rosemead, CA 91771-0001

Customer and Service Address

JOHN CALANDRI FARMS
37802 165TH STE PMP
PEARBLSM CA 93553

Date Bill Prepared

Nov 04, 2000

Next Meter Read on or about

Dec 06, 2000

Your Customer Account Number

2-10-013-7033

24-hr. Customer Service

1 (800) 896-1245

Service Account

3-012-5264-36

Rate Schedule

TOU-PA-B

Liano Pump 4



Update

Amount of Previous Statement 10/05/00

\$5,297.85

Payment received 10/23/00 - Thank you

\$ (5,297.85)

Account Balance..... \$

0.

Summary



Service / Billing Period - 10/04/00 to 11/03/00 (30 days) - Winter Season

Facilities Rel Demand 155 kW x \$2.85000 \$ 441.75

Demand Charge Total \$ 441.75

Winter Mid Peak 4,200 kWh x \$0.08503 357.13

Winter Off Peak 3,120 kWh x \$0.03952 123.30

Current Energy Bill \$ 480.43

Customer Charge 42.80

Current Billing Detail Subtotal \$ 964.98

Los Angeles Co UUT \$ 964.98 x 5.00000% 48.25

State Tax 7,320 kWh x \$0.00020 1.46

Current amount must be paid by 11/27/00 \$1,014.

\$ 32.21 is your daily average cost this period excluding Utility User Tax (UUT)

Service Voltage : 480 Volts

Of your total charges, Franchise Fees represents : \$7.80

Average PX Energy Charge during this period was : 10.31 cents/kWh

Detail

CTC Charges (289.13)
PX Energy Charge (1) 754.45
Transmission Charges 3.20
Distribution Charges 473.25
Nuclear Decommissioning Charges 3.22
Public Purpose Program Charges 19.11
Other Charges 50.59

Current Amount Due \$ 1,014.69

(1) The Average PX Charge is based upon the weighted average costs for purchases through the Power Exchange. This service is subject to competition. You may purchase electricity from another supplier.

Address
FARMS
ST E PMP
SM CA 93553

Date Bill Prepared
Nov 04, 2000
Next Meter Read on or about
Dec 06, 2000

Your Customer Account Number
2-10-013-7033
24-hr. Customer Service
1 (800) 896-1245

Service Account
3-012-5264-36

Rate Schedule
TOU-PA-B



Usage

Meter Number	Dates and Readings From	To	Difference	Multiplier	Usage
P0726K-002045	10/04/00	11/03/00			
	06251	06434	183	40	7,320 kWh
Mid Peak	10/04/00	11/03/00			
	02166	02271	105	40	4,200 kWh
Off Peak	10/04/00	11/03/00			
	03205	03283	78	40	3,120 kWh

Demand Date	Demand From	Time To	Season	Peak	Demand
10/23/00	15:30	15:30	Winter	Mid Peak	155 kW
10/28/00	09:30	09:30	Winter	Off Peak	154 kW

Demand Meter Information

Maximum Demand: 155.0 kW

Usage Comparison

	This Year	Last Year
kilowatthour (kWh) used	7,320.00	3,280.00
Number of days	30	31
Average usage per day	244.00	105.81



Message

MAKE A DIFFERENCE IN SOMEONE'S LIFE THIS WINTER!
Lend a helping hand to your neighbors in need by contributing to SCE's Energy Assistance Fund. All contributions are tax deductible. For more information, see the envelope provided with this statement.

Customer and Service Address

JOHN CALANDRI FARMS
37802 165TH ST E PMP
PEARBLSM CA 93553

Date Bill Prepared

Dec 07, 2000

Next Meter Read on or about

Jan 08, 2001

Your Customer Account Numb

2-10-013-7033

24-hr. Customer Service

Service Account

3-012-5264-36

Rate Schedule

TOU-PA-B



Update

Amount of Previous Statement 11/17/00

\$7,206.79

Previous Charges Due Immediately \$

7,206

Summary



Service / Billing Period - 11/03/00 to 12/06/00 (33 days) - Winter Season

Facilities Rel Demand	78 kW	x \$2.85000	\$	222.30
-----------------------	-------	-------------	----	--------

Demand Charge Total	\$	222.30
---------------------	----	--------

Customer Charge		42.80
-----------------	--	-------

Current Billing Detail Subtotal	\$	265.10
---------------------------------	----	--------

Los Angeles Co UUT	\$ 265.10 x 5.00000%	13.26
--------------------	----------------------	-------

State Tax	0 kWh x \$0.00020	0.00
-----------	-------------------	------

Current amount must be paid by 12/26/00	\$278
--	--------------

Your Account's Total Balance Due**\$7,485**

\$ 8.03 is your daily average cost this period excluding Utility User Tax (UUT)

Service Voltage : 480 Volts

Of your total charges, Franchise Fees represents : \$2.14


Average PX Energy Charge during this period was : 13.20 cents/kWh

Detail

CTC Charges	\$	12.71
PX Energy Charge (1)		0.00
Transmission Charges		3.12
Distribution Charges		249.27
Nuclear Decommissioning Charges		0.00
Public Purpose Program Charges		0.00
Other Charges		13.26

Current Amount Due	\$	278.36
--------------------	----	--------

(1) The Average PX Charge is based upon the weighted average costs for purchases through the Power Exchange. This service is subject to competition. You may purchase electricity from another supplier.



Service Address
LANDRI FARMS
165TH ST E PMP
ARBLSM CA 93553

Date Bill Prepared
Dec 07, 2000
Next Meter Read on or about
Jan 08, 2001

Your Customer Account Number
2-10-013-7033
24-hr. Customer Service
1 (800) 896-1245

Service Account
3-012-5264-36

Rate Schedule
TOU-PA-B



Usage

Meter Number	Dates and Readings From To	Difference	Multiplier	Usage
P0726K-002045	11/03/00 12/06/00			
	06434 06434	0	40	0 kW
Mid Peak	11/03/00 12/06/00			
	02271 02271	0	40	0 kW
Off Peak	11/03/00 12/06/00			
	03283 03283	0	40	0 kW

Demand Date	Demand From	Time To	Season	Peak	Demand
01/01/01	00:00	00:00	Winter	Mid Peak	0 kW
01/01/01	00:00	00:00	Winter	Off Peak	0 kW

Demand Meter Information

50% of the Previous High Billing Demand : 78.0 kW
Maximum Demand : 0.0 kW

Usage Comparison

	This Year	Last Year
kilowatthour (kWh) used	.00	No
Number of days	33	Comparable
Average usage per day	.00	Usage



Message

Not Just Energy...
We are committed to delivering you creative energy services
that add to your comfort and convenience.



An EDISON INTERNATIONAL Company
P.O. Box 600, Rosemead, CA 91771-0001

Customer and Service Address

JOHN CALANDRI FARMS
37802 165TH ST E PMP
PEARBLSM CA 93553

Date Bill Prepared

Jan 09, 2001

Next Meter Read on or about

Feb 06, 2001

Your Customer Account Number

2-10-013-7033

24-hr. Customer Service

1 (800) 896-1245

Service Account

3-012-5264-36

Rate Schedule

TOU-PA-B

Belt
Big Size



Update

Amount of Previous Statement 12/07/00

\$7,485.15

Payment received 12/16/00 - Thank you

\$ (278.36)

Payment received 12/27/00 - Thank you

\$ (7,206.79)

Account Balance..... \$

0.00

Summary



Service / Billing Period - 12/06/00 to 01/06/01 (31 days) - Winter Season

Facilities Rel Demand 78 kW x \$2.85000 \$ 222.30

Demand Charge Total \$ 222.30

Customer Charge 42.80

Current Billing Detail Subtotal \$ 265.10

Los Angeles Co UUT \$ 265.10 x 5.00000% 13.26

State Tax 0 kWh x \$0.00020 0.00

Current amount must be paid by 01/29/01 \$278.36

\$ 8.55 is your daily average cost this period excluding Utility User Tax (UUT)

Service Voltage : 480 Volts

Of your total charges, Franchise Fees represents : \$2.14


Average PX Energy Charge during this period was : 29.04 cents/kWh

Detail

CTC Charges \$ 12.71
PX Energy Charge (1) 0.00
Transmission Charges 3.12
Distribution Charges 249.27
Nuclear Decommissioning Charges 0.00
Public Purpose Program Charges 0.00
Other Charges 13.26

Current Amount Due \$ 278.36

(1) The Average PX Charge is based upon the weighted average costs for purchases through the Power Exchange. This service is subject to competition. You may purchase electricity from another supplier.



(14-574)

- Please detach stub below and return with your payment -

Service Address
DRI FARMS
10TH ST E PMP
BLSM CA 93553

Date Bill Prepared
Jan 09, 2001
Next Meter Read on or about
Feb 06, 2001

Your Customer Account Number
2-10-013-7033
24-hr. Customer Service
1 (800) 896-1245

Service Account
3-012-5264-36

Rate Schedule
TOU-PA-B



Usage

Meter Number	Dates and Readings		Difference	Multiplier	Usage
	From	To			
P0726K-002045	12/06/00	01/06/01			
	06434	06434	0	40	0 kWh
Mid Peak	12/06/00	01/06/01			
	02271	02271	0	40	0 kWh
Off Peak	12/06/00	01/06/01			
	03283	03283	0	40	0 kWh

Demand Date	Demand From	Time To	Season	Peak	Demand
01/01/01	00:00	00:00	Winter	Mid Peak	0 kW
01/01/01	00:00	00:00	Winter	Off Peak	0 kW

Demand Meter Information

50% of the Previous High Billing Demand : 78.0 kW
Maximum Demand : 0.0 kW

Usage Comparison

	This Year	Last Year
kilowatthour (kWh) used	.00	No
Number of days	31	Comparable
Average usage per day	.00	Usage



Message

Not Just Energy...
We are committed to delivering you creative energy services
that add to your comfort and convenience.



An EDISON INTERNATIONAL Company
P.O. Box 600, Rosemead, CA 91771-0001

Customer and Service Address

JOHN CALANDRI FARMS
37802 165TH ST E PMP
PEARBLISM CA 93553

Date Bill Prepared

Feb 07, 2001

Next Meter Read on or about
March 08, 2001

Your Customer Account Number

2-10-013-7033

24-hr. Customer Service

1 (800) 896-1245

Service Account

3-012-5264-36

Rate Schedule

TOU-PA-B

Baot
176



Update

Amount of Previous Statement 01/09/01

\$278.36

Payment received 01/29/01 - Thank you

\$ (278.36)

Account Balance \$

0.00

Summary



Service / Billing Period - 01/06/01 to 02/06/01 (31 days) - Winter Season

Facilities Rel Demand 155 kW x \$2.85000 \$ 441.75

Demand Charge Total \$ 441.75

Winter Mid Peak 6,600 kWh x \$0.08503 561.20
Winter Off Peak 3,040 kWh x \$0.03952 120.14

Current Energy Bill \$ 681.34

Customer Charge 42.80
EPS* 9,640 kWh x \$0.01000 96.40

Current Billing Detail Subtotal \$ 1,262.29

Los Angeles Co UUT \$ 1,262.29 x 5.00000% 63.11
State Tax 9,640 kWh x \$0.00020 1.93

Current amount must be paid by 02/26/01 \$1,327.3


\$ 40.78 is your daily average cost this period excluding Utility User Tax (UUT)

Service Voltage : 480 Volts

Of your total charges, Franchise Fees represents : \$9.43

Average PX Energy Charge during this period was : 24.60 cents/kWh

*The Emergency Procurement Surcharge (EPS), effective 1/4/01, was approved by the California Public Utilities Commission to improve SCE's ability to continue financing wholesale power purchases for its customers. This surcharge is temporary and is subject to refund.



(14-574)

- Please detach stub below and return with your payment -

EDISON

AN EDISON INTERNATIONAL Company
P.O. Box 600, Rosemead, CA 91771-0001

Customer and Service Address
JHN CALANDRI FARMS
37802 165TH ST E PMP
PEARBLSM CA 93553

Date Bill Prepared
Feb 07 2001
Next Meter Read on or about
March 08, 2001

Service Account
3-012-5264-36

Rate Schedule
TOU-PA-B

Your Customer Account Number
2-10-013-7033
24-hr. Customer Service
1 (800) 896-1245

Detail

CTC Charges	\$	(1,710.96)
PX Energy Charge (1)		2,371.85
Transmission Charges		(4.89)
Distribution Charges		479.33
Nuclear Decommissioning Charges		4.24
Public Purpose Program Charges		25.16
Emergency Procurement Surcharge		96.40
Other Charges		66.20
Current Amount Due	\$	1,327.33

(1) The Average PX Charge is based upon the weighted average costs for purchases through the Power Exchange. This service is subject to competition. You may purchase electricity from another supplier.



Usage

Meter Number	Dates and Readings		Difference	Multiplier	Usage
P0726K-002045	01/06/01	02/06/01			
	06434	06675	241	40	9,640 kWh
Mid Peak	01/06/01	02/06/01			
	02271	02436	165	40	6,600 kWh
Off Peak	01/06/01	02/06/01			
	03283	03359	76	40	3,040 kWh

Demand Date	Demand From	Time To	Season	Peak	Demand
01/31/01	19:00	19:00	Winter	Mid Peak	155 kW
01/31/01	05:45	05:45	Winter	Off Peak	155 kW

Demand Meter Information

Maximum Demand : 155.0 kW

Usage Comparison

	This Year	Last Year
kilowatthour (kWh) used	9,640.00	No
Number of days	31	Comparable
Average usage per day	310.97	Usage



Message

Not Just Energy...

We are committed to delivering you creative energy services that add to your comfort and convenience.

Customer and Service Address

JOHN CALANDRI FARMS
37802 165TH ST E PMP
PEARLSM CA 93553

Date Bill Prepared

March 09, 2001

Next Meter Read on or about

April 06, 2001

Your Customer Account Number

2-10-013-7033

24-hr. Customer Service

1 (800) 896-1245

Service Account

3-012-5264-36

Rate Schedule

TOU-PA-B

Llano #4 Bolt 3 42



Update

Amount of Previous Statement 02/07/01

\$1,327.33

Payment received 02/24/01 - Thank you

\$ (1,327.33)

Account Balance..... \$

0.00

Summary



Service / Billing Period - 02/06/01 to 03/08/01 (30 days) - Winter Season

Facilities Rel Demand	156 kW	x \$2.85000	\$	444.60
-----------------------	--------	-------------	----	--------

Demand Charge Total			\$	444.60
---------------------	--	--	----	--------

Winter Mid Peak	9,240 kWh	x \$0.08503		785.68
Winter Off Peak	4,360 kWh	x \$0.03952		172.31

Current Energy Bill			\$	957.99
---------------------	--	--	----	--------

Customer Charge				42.80
EPS*	13,600 kWh	x \$0.01000		136.00

Current Billing Detail Subtotal			\$	1,581.39
---------------------------------	--	--	----	----------

Los Angeles Co UUT	\$ 1,581.39	x 5.00000%		79.07
State Tax	13,600 kWh	x \$0.00020		2.72

Current amount must be paid by 03/28/01				\$1,663.18
--	--	--	--	-------------------

\$ 52.80 is your daily average cost this period excluding Utility User Tax (UUT)

Service Voltage : 480 Volts

Of your total charges, Franchise Fees represents : \$11.69

Average PX Energy Charge during this period was : 11.79 cents/kWh

*The Emergency Procurement Surcharge (EPS), effective 1/4/01, was approved by the California Public Utilities Commission to improve SCE's ability to continue financing wholesale power purchases for its customers. This surcharge is temporary and is subject to refund.

SON

An EDISON INTERNATIONAL Company
P.O. Box 600, Rosemead, CA 91771-0001

and Service Address

ALANDRI FARMS
2165TH ST E PMP
ARBLSM CA 93553

Date Bill Prepared

March 09, 2001

Next Meter Read on or about

April 06, 2001

Your Customer Account Number

2-10-013-7033

24-hr. Customer Service

1 (800) 896-1245

Service Account

3-012-5264-36

Rate Schedule

TOU-PA-B

Detail

CTC Charges	\$ (680.12)
PX Energy Charge (1)	1,604.04
Transmission Charges	(9.40)
Distribution Charges	487.76
Nuclear Decommissioning Charges	5.98
Public Purpose Program Charges	35.50
Emergency Procurement Surcharge	136.00
Other Charges	83.42

Current Amount Due \$ 1,663.18

(1) The Average PX Charge is based upon the weighted average costs for purchases through the Power Exchange. This service is subject to competition. You may purchase electricity from another supplier.



Usage

Meter Number	Dates and Readings		Difference	Multiplier	Usage
	From	To			
P0726K-002045	02/06/01 06675	03/08/01 07015	340	40	13,600 kWh
Mid Peak	02/06/01 02436	03/08/01 02667	231	40	9,240 kWh
Off Peak	02/06/01 03359	03/08/01 03468	109	40	4,360 kWh

Demand Date	Demand From	Time To	Season	Peak	Demand
03/05/01	17:45	17:45	Winter	Mid Peak	155 kW
03/05/01	06:45	06:45	Winter	Off Peak	156 kW

Demand Meter Information

Maximum Demand : 156.0 kW

Usage Comparison

kilowatthour (kWh) used
Number of days
Average usage per day

— This Year —	— Last Year —
13,600.00	No
30	Comparable
453.33	Usage



Message

Not Just Energy...
We are committed to delivering you creative energy services that add to your comfort and convenience.



An EDISON INTERNATIONAL® Company
P.O. Box 600, Rosemead, CA 91771-0001

Customer and Service Address

JOHN CALANDRI FARMS
37802 165TH ST E PMP
PEARLSM: CA 93553

Date Bill Prepared

April 07, 2001

Next Meter Read on or about

May 07, 2001

Service Account

3-012-5264-36

Rate Schedule

TOU-PA-B

Your Customer Account Number

2-10-013-7033

24-hr. Customer Service

1 (800) 896-1245



Update

Amount of Previous Statement 03/09/01

\$1,663.18

Payment received 03/24/01 - Thank you

\$ (1,663.18)

Account Balance..... \$

0.00

Summary



Service / Billing Period - 03/08/01 to 04/05/01 (28 days) - Winter Season

Facilities Rel Demand 156 kW x \$2.85000 \$ 444.60

Demand Charge Total \$ 444.60

Winter Mid Peak 24,760 kWh x \$0.08503 2,105.34

Winter Off Peak 13,720 kWh x \$0.03952 542.21

Current Energy Bill \$ 2,647.55

Customer Charge 42.80

EPS* 38,480 kWh x \$0.01000 384.80

Current Billing Detail Subtotal \$ 3,519.75

Los Angeles Co UUT \$ 3,519.75 x 5.00000% 175.99

State Tax 38,480 kWh x \$0.00020 7.70

Current amount must be paid by 04/26/01 \$3,703.44


\$ 125.98 is your daily average cost this period excluding Utility User Tax (UUT)

Service Voltage : 480 Volts

Of your total charges, Franchise Fees represents : \$28.46

Average PX Energy Charge during this period was : 15.27 cents/kWh

*The Emergency Procurement Surcharge (EPS), effective 1/4/01, was approved by the California Public Utilities Commission to improve SCE's ability to continue financing wholesale power purchases for its customers. This surcharge is temporary and is subject to refund.



(14-574)

- Please detach stub below and return with your payment -

Voluntary Renewable Energy Contributions

"California air quality can use your help. Look inside the enclosed Customer Connection for information about the Voluntary Renewables Contribution Program."

Service Address
FARMS
ST.E PMP
M CA 93553
Service Account
3-012-5264-36

Date Bill Prepared
April 07, 2001
Next Meter Read on or about
May 07, 2001
Rate Schedule
TOU-PA-B

Your Customer Account Number
2-10-013-7033
24-hr. Customer Service
1 (800) 896-1245

Detail

CTC Charges	\$	(3,321.99)
PX Energy Charge (1)		5,875.97
Transmission Charges		(49.28)
Distribution Charges		510.74
Nuclear Decommissioning Charges		16.66
Public Purpose Program Charges		98.23
Emergency Procurement Surcharge		384.80
Other Charges		188.31
Current Amount Due	\$	3,703.44

(1) The Average PX Charge is based upon the weighted average costs for purchases through the Power Exchange. This service is subject to competition. You may purchase electricity from another supplier.



Usage

Meter Number	Dates and Readings From	To	Difference	Multiplier	Usage
P0726K-002045	03/08/01	04/05/01			
Mid Peak	07015	07977	962	40	38,480 kWh
Off Peak	02667	03286	619	40	24,760 kWh
	03/08/01	04/05/01	343	40	13,720 kWh

Demand Date	Demand From	Time To	Season	Peak	Demand
03/12/01	09:00	09:00	Winter	Mid Peak	155 kW
03/11/01	17:30	17:30	Winter	Off Peak	156 kW

Demand Meter Information

Maximum Demand : 156.0 kW

Usage Comparison

	This Year	Last Year
kilowatthour (kWh) used	38,480.00	14,160.00
Number of days	28	29
Average usage per day	1,374.29	488.28



Message

THANKS FOR YOUR PATIENCE & FOR CONSERVING ENERGY... especially when the state's electricity supplies are extremely low and rotating blackouts become necessary. We regret that due to recurring supply shortages, we are not always able to provide the reliable service that has been our hallmark for the past 100 years. Please continue to conserve energy whenever and wherever possible.

Voluntary Renewable Energy Contributions

"California air quality can use your help. Look inside the enclosed Customer Connection for information about the Voluntary Renewables Contribution Program."



An EDISON INTERNATIONAL[®] Company
P.O. Box 600, Rosemead, CA 91771-0001

Customer and Service Address:

JOHN CALANDRI FARMS
37802 165TH ST E PMP
PEARBLSM CA 93553

Date Bill Prepared:

May 08, 2001

Next Meter Read on or about:

June 06, 2001

Your Customer Account Number

2-10-013-7033

24-hr. Customer Service

1 (800) 896-1245

Service Account

3-012-5264-36

Rate Schedule

TOU-PA-B

Bolt 543

Llano #4



Update

Amount of Previous Statement 04/07/01

\$3,703.44

Payment received 04/23/01 - Thank you

\$ (3,703.44)

Account Balance..... \$

0.0

Summary



Service / Billing Period - 04/05/01 to 05/07/01 (32 days) - Winter Season

Facilities Rel Demand	156 kW	x \$2.85000	\$ 444.60
-----------------------	--------	-------------	-----------

Demand Charge Total			\$ 444.60
---------------------	--	--	-----------

Winter Mid Peak	10,880 kWh	x \$0.08503	925.13
Winter Off Peak	6,680 kWh	x \$0.03952	263.99

Current Energy Bill			\$ 1,189.12
---------------------	--	--	-------------

Customer Charge			42.80
Electric Deferred Refund			(22.87)
EPS*	17,560 kWh	x \$0.01000	175.60

Current Billing Detail Subtotal			\$ 1,829.25
---------------------------------	--	--	-------------

Los Angeles Co UUT	\$ 1,829.25	x 5.00000%	91.46
State Tax	17,560 kWh	x \$0.00020	3.51

Current amount must be paid by 05/29/01			\$1,924.2
--	--	--	------------------


\$ 57.27 is your daily average cost this period excluding Utility User Tax (UUT)

Service Voltage : 480 Volts

Of your total charges, Franchise Fees represents : \$14.79

Average PX Energy Charge during this period was : 13.69 cents/kWh

*The Emergency Procurement Surcharge (EPS), effective 1/4/01, was approved by the California Public Utilities Commission to improve SCE's ability to continue financing wholesale power purchases for its customers. This surcharge is temporary and is subject to refund.



(14-574)

- Please detach stub below and return with your payment -

SCE customers of record on 1/1/2001, who were also SCE customers during 2000, are eligible for a one-time Electric Deferred Refund credit based on their 2000 electric use. Your refund appears as a credit on this bill.

Service Address
ALANDRI FARMS
002 165TH ST E PMP
PEARBLSM CA 93553

Service Account
3-012-5264-36

Date Bill Prepared
May 08, 2001
Next Meter Read on or about
June 06, 2001

Rate Schedule
TOU-PA-B

Your Customer Account Number
2-10-013-7033
24-hr. Customer Service
1 (800) 896-1245

Detail

CTC Charges	\$	(1,245.59)
PX Energy Charge (1)		2,403.69
Transmission Charges		(21.15)
Distribution Charges		485.48
Nuclear Decommissioning Charges		7.55
Public Purpose Program Charges		44.43
Electric Deferred Refund		(22.87)
Emergency Procurement Surcharge		175.60
Other Charges		97.08

Current Amount Due \$ 1,924.22

(1) The Average PX Charge is based upon the weighted average costs for purchases through the Power Exchange. This service is subject to competition. You may purchase electricity from another supplier.



Usage

Meter Number	Dates and Readings From	To	Difference	Multiplier	Usage
ACTUAL READ					
P0726K-002045	04/05/01	05/07/01			
	07977	08416	439	40	17,560 kWh
Mid Peak	04/05/01	05/07/01			
	03286	03558	272	40	10,880 kWh
Off Peak	04/05/01	05/07/01			
	03811	03978	167	40	6,680 kWh

Demand Date	Demand From	Time To	Season	Peak	Demand
05/03/01	17:15	17:15	Winter	Mid Peak	156 kW
05/04/01	03:00	03:00	Winter	Off Peak	156 kW

Demand Meter Information

Maximum Demand : 156.0 kW

Usage Comparison

	This Year	Last Year
kilowatthour (kWh) used	17,560.00	13,640.00
Number of days	32	28
Average usage per day	548.75	487.14



Message

Not Just Energy...

We are committed to delivering you creative energy services that add to your comfort and convenience.

ELECTRIC DEFERRED REFUND...

SCE customers of record on 1/1/2001, who were also SCE customers during 2000, are eligible for a one-time Electric Deferred Refund credit based on their 2000 electric use. Your refund appears as a credit on this bill.



An EDISON INTERNATIONAL® Company
P.O. Box 600, Rosemead, CA 91771-0001

Customer and Service Address

JOHN GALANDRI FARMS
37802 165TH ST E PMP
PEARBLISM CA 93553

Date Bill Prepared

June 07, 2001

Next Meter Read on or about

July 06, 2001

Your Customer Account Number

2-10-013-7033

24-hr. Customer Service

1 (800) 896-1245

Service Account

3-012-5264-36

Rotating Outage

Group M013

Rate Schedule

TOU-PA-B

Bolt
589



Update

Amount of Previous Statement 05/08/01

\$1,924.22

Payment received 05/29/01 - Thank you

\$ (1,924.22)

Account Balance..... \$

0.00

Summary



Service / Billing Period - 05/07/01 to 06/05/01 (29 days) - Winter/Summer Season

Facilities Rel Demand	154 kW	x \$2.85000	\$ 438.90
Summer On Peak	152 kW	x \$9.00000 x 2/29 days	94.34

Demand Charge Total \$ 533.24

Summer On Peak	280 kWh	x \$0.17408	48.74
Summer Mid Peak	1,520 kWh	x \$0.09756	148.29
Summer Off Peak	5,040 kWh	x \$0.06452	325.18
Winter Mid Peak	19,480 kWh	x \$0.08503	1,656.38
Winter Off Peak	35,160 kWh	x \$0.03952	1,389.52

Current Energy Bill \$ 3,568.11

Customer Charge		42.80
EPS*	57,240 kWh x \$0.01000	572.40

Current Billing Detail Subtotal \$ 4,716.55

Los Angeles Co UUT	\$ 4,716.55 x 5.00000%	235.83
State Tax	61,480 kWh x \$0.00020	12.30


Current amount must be paid by 06/26/01 **\$4,964.68**

\$ 163.06 is your daily average cost this period excluding Utility User Tax (UUT)
Service Voltage : 480 Volts

Of your total charges, Franchise Fees represent : \$38.14

Average Energy Charge during this period is : 5.64 cents/kWh

*The Emergency Procurement Surcharge (EPS), effective 1/4/01, was approved by the California Public Utilities Commission to improve SCE's ability to continue financing wholesale power purchases for its customers. This surcharge is temporary and is subject to refund.



(14-574)

Please detach stub below and return with your payment -

Service Address
RI FARMS
STE PMP
CA 93553

Date Bill Prepared
June 07, 2001
Next Meter Read on or about
July 06, 2001

Your Customer Account Number
2-10-013-7033
24-hr. Customer Service
1 (800) 896-1245

Account Rotating Outage Rate Schedule
5264-36 Group: M013 TOU-PA-B

Detail

Energy Charges (E):		
DWR Energy (D)	827 kWh x \$0.09317	\$ 77.05
Procured Energy		3,387.80
Transmission Charges		(79.90)
Distribution Charges		569.85
Nuclear Decommissioning Charges		26.44
Public Purpose Program Charges		155.55
Emergency Procurement Surcharge		572.40
Other Charges		255.49

Current Amount Due \$ 4,964.68

(E) The Energy Charges reflect the amount included in your rate for recovery of energy procurement and generation costs. This service is subject to competition. You may purchase electricity from another supplier.

(D) These charges are being collected by Southern California Edison as an agent for the Department of Water Resources (DWR) for that portion of energy DWR procured.



Usage

Meter Number	Dates and Readings From	To	Difference	Multiplier	Usage
ACTUAL READ					
P0726K-002045	05/07/01	06/05/01			
	08416	09953	1537	40	61,480 kWh
On Peak	06/03/01	06/05/01			
	00880	00887	7	40	280 kWh
Mid Peak	06/03/01	06/05/01			
	04045	04083	38	40	1,520 kWh
Off Peak	06/03/01	06/05/01			
	04857	04983	126	40	5,040 kWh
Mid Peak	05/07/01	06/03/01			
	03558	04045	487	40	19,480 kWh
Off Peak	05/07/01	06/03/01			
	03978	04857	879	40	35,160 kWh

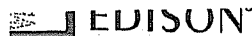
Demand Date	Demand From	Time To	Season	Peak	Demand
06/04/01	16:30	16:30	Summer	On Peak	152 kW
06/04/01	20:30	20:30	Summer	Mid Peak	152 kW
06/04/01	00:30	00:30	Summer	Off Peak	153 kW
05/18/01	17:30	17:30	Winter	Mid Peak	154 kW
05/09/01	03:30	03:30	Winter	Off Peak	154 kW

Demand Meter Information

Maximum Demand : 154.0 kW

Usage Comparison

	This Year	Last Year
Kilowatt-hour (kWh) used	61,480.00	61,480.00
Number of days	29	32
Average usage per day	2,120.00	1,921.25



An EDISON INTERNATIONAL Company
P.O. Box 600, Rosemead, CA 91771-0001

Customer and Service Address
JOHN CALANDRI FARMS
37802 165TH ST E PMP
PEARBLISM CA 93553

Date Bill Prepared

July 07, 2001

Next Meter Read on or about

Aug 06, 2001

Your Customer Account Number

2-10-013-7033

24-hr. Customer Service

1 (800) 896-1245

Service Account

3-012-5264-36

Rotating Outage

Group M013

Rate Schedule

TOU-PA-B



Update

Amount of Previous Statement 06/07/01

\$4,964.68

Payment received 06/26/01 - Thank you

\$ (4,964.68)

Account Balance..... \$

0.00

Summary



Service / Billing Period - 06/05/01 to 07/06/01 (31 days) - Summer Season

Facilities Rel Demand	155 kW	x \$2.85000	\$ 441.75
Summer On Peak	152 kW	x \$9.00000	1,368.00

Demand Charge Total \$ 1,809.75

Summer On Peak	17,000 kWh	x \$0.17408	2,959.36
Summer Mid Peak	24,280 kWh	x \$0.09756	2,368.76
Summer Off Peak	35,480 kWh	x \$0.06452	2,289.17

Current Energy Bill \$ 7,617.29

Customer Charge 42.80

Current Billing Detail Subtotal \$ 9,469.84

Los Angeles Co UUT	\$ 9,469.84	x 5.00000%	473.49
State Tax	76,760 kWh	x \$0.00020	15.35


Current amount must be paid by 07/26/01 \$9,958.68

\$ 305.97 is your daily average cost this period excluding Utility User Tax (UUT)

Service Voltage : 480 Volts.

Of your total charges, Franchise Fees represent : \$76.58

Average Energy Charge during this period is : 10.39 cents/kWh





Southern California Edison Company
An EDISON INTERNATIONAL Company
P.O. Box 600, Rosemead, CA 91771-0001

Service Address
ANDRI FARMS
5TH ST E PMP
LSM CA 93553

Date Bill Prepared
July 07, 2001
Next Meter Read on or about
Aug 06, 2001

Your Customer Account Number
2-10-013-7033
24-hr. Customer Service
1 (800) 896-1245

Service Account Rotating Outage Rate Schedule
-012-5264-36 Group M013 TOU-PA-B

Detail

Energy Charges (E):		
DWR Energy (D)	17,242 kWh x \$0.09317	\$ 1,606.44
Procured Energy		6,370.50
Transmission Charges		29.33
Distribution Charges		1,227.14
Nuclear Decommissioning Charges		33.01
Public Purpose Program Charges		194.20
Other Charges		498.06

Current Amount Due \$ 9,958.68

(E) The Energy Charges reflect the amount included in your rate for recovery of energy procurement and generation costs. This service is subject to competition. You may purchase electricity from another supplier.

(D) These charges are being collected by Southern California Edison as an agent for the Department of Water Resources (DWR) for that portion of energy DWR procured.



Usage

Meter Number	Dates and Readings From To	Difference	Multiplier	Usage
ACTUAL READ				
P0726K-002045	06/05/01 07/06/01			
	09953 11872	1919	40	76,760 kWh
On Peak	06/05/01 07/06/01			
	00887 01312	425	40	17,000 kWh
Mid Peak	06/05/01 07/06/01			
	04083 04690	607	40	24,280 kWh
Off Peak	06/05/01 07/06/01			
	04983 05870	887	40	35,480 kWh

Demand Date	Demand From	Time To	Season	Peak	Demand
06/29/01	17:45	17:45	Summer	On Peak	152 kW
06/05/01	23:00	23:00	Summer	Mid Peak	153 kW
06/30/01	06:30	06:30	Summer	Off Peak	155 kW

Demand Meter Information

Maximum Demand : 155.0 kW

Usage Comparison

	This Year	Last Year
Kilowatt-hour (kWh) used	76,760.00	51,680.00
Number of days	31	31
Average usage per day	2,476.13	1,667.10
Percent change	48%	

**EDISON®**An EDISON INTERNATIONAL® Company
P.O. Box 600, Rosemead, CA 91771-0001

Customer and Service Address:

JOHN CALANDRI FARMS

37802 165TH STE PMP

PEARBLSM CA 93553

Date Bill Prepared:

Aug 07, 2001

Next Meter Read on or about

Sept 05, 2001

Your Customer Account Number

2-10-013-7033

24-hr. Customer Service

1 (800) 896-1245

Service Account

Rotating Outage

Rate Schedule

3-012-5264-36

Group M013

TOU-PA-B

Lilano #4

**Update**

Amount of Previous Statement 07/07/01

\$9,958.68

Payment received 07/23/01 - Thank you

\$ (9,958.68)

Account Balance..... \$

0.0

Summary

Service / Billing Period - 07/06/01 to 08/06/01 (31 days) - Summer Season

Facilities Rel Demand	156 kW	x \$2.85000	\$ 444.60
Summer On Peak	154 kW	x \$9.00000	1,386.00

Demand Charge Total \$ 1,830.60

Summer On Peak	9,480 kWh	x \$0.17408	1,650.28
Summer Mid Peak	12,800 kWh	x \$0.09756	1,248.77
Summer Off Peak	19,920 kWh	x \$0.06452	1,285.24

Current Energy Bill \$ 4,184.29

Customer Charge 42.80

Current Billing Detail Subtotal \$ 6,057.69

Los Angeles Co UUT	\$ 6,057.69 x 5.00000%	302.88
State Tax	42,200 kWh x \$0.00020	8.44


Current amount must be paid by 08/27/01 \$6,369.00

\$ 195.68 is your daily average cost this period excluding Utility User Tax (UUT)

Service Voltage : 480 Volts

Of your total charges, Franchise Fees represent : \$48.99

Average Energy Charge during this period is : 10.99 cents/kWh



(14-574)

- Please detach stub below and return with your payment -

11

18

Southern California Edison Company
EDISON INTERNATIONAL Company
 P.O. Box 600, Rosemead, CA 91771-0001

Date Bill Prepared
 Aug 07, 2001
 Next Meter Read on or about
 Sept 05, 2001

Your Customer Account Number
2-10-013-7033
 24-hr. Customer Service
1 (800) 896-1245

Account 2-5264-36 Rotating Outage Group M013 Rate Schedule TOU-PA-B

Detail

Energy Charges (E):			
DWR Energy (D)	7,886 kWh	x \$0.09317	\$ 734.74
DWR Energy (D)	1,516 kWh	x \$0.09306	141.08
Procured Energy			3,760.51
Transmission Charges			85.92
Distribution Charges			1,205.47
Nuclear Decommissioning Charges			18.15
Public Purpose Program Charges			106.77
Other Charges			316.37
Current Amount Due			\$ 6,369.01

(E) The Energy Charges reflect the amount included in your rate for recovery of energy procurement and generation costs. This service is subject to competition. You may purchase electricity from another supplier.

(D) These charges are being collected by Southern California Edison as an agent for the Department of Water Resources (DWR) for that portion of energy DWR procured.



Usage

Meter Number	Dates and Readings		Difference	Multiplier	Usage
	From	To			
ACTUAL READ					
P0726K-002045	07/06/01	08/06/01	1055	40	42,200 kWh
	11872	12927			
On Peak	07/06/01	08/06/01	237	40	9,480 kWh
	01312	01549			
Mid Peak	07/06/01	08/06/01	320	40	12,800 kWh
	04690	05010			
Off Peak	07/06/01	08/06/01	498	40	19,920 kWh
	05870	06368			

Demand Date	Demand From	Time To	Season	Peak	Demand
08/03/01	18:00	18:00	Summer	On Peak	154 kW
08/03/01	22:15	22:15	Summer	Mid Peak	155 kW
07/09/01	06:15	06:15	Summer	Off Peak	156 kW

Demand Meter Information

Maximum Demand : 156.0 kW

Usage Comparison

	This Year	Last Year
Kilowatt-hour (kWh) used	42,200.00	16,040.00
Number of days	31	29
Average usage per day	1,361.29	553.10
Percent change	146%	



An EDISON INTERNATIONAL Company
P.O. Box 600, Rosemead, CA 91771-0001

Customer and Service Address

JOHN CALANDRI FARMS
37802 165TH ST E PMP
PEARBLSM CA 93553

Date Bill Prepared

Sept 06, 2001

Next Meter Read on or about

Oct 04, 2001

Your Customer Account Number

2-10-013-7033

24-hr. Customer Service

1 (800) 896-1245

Service Account

3-012-5264-36

Rotating Outage

Group M013

Rate Schedule

TOU-PA-B



Update

Amount of Previous Statement 08/07/01

\$6,369.01

Payment received 08/27/01 - Thank you

\$ (6,369.01)

Account Balance..... \$

0.0

Summary



Service / Billing Period - 08/06/01 to 09/05/01 (30 days) - Summer Season

Facilities Rel Demand	155 kW	x \$2.85000	\$ 441.75
Summer On Peak	151 kW	x \$9.00000	1,359.00

Demand Charge Total \$ 1,800.75

Summer On Peak	7,240 kWh	x \$0.17408	1,260.34
Summer Mid Peak	11,640 kWh	x \$0.09756	1,135.60
Summer Off Peak	16,280 kWh	x \$0.06452	1,050.39

Current Energy Bill \$ 3,446.33

Customer Charge 42.80

Current Billing Detail Subtotal \$ 5,289.88

Los Angeles Co UUT	\$ 5,289.88 x 5.00000%	264.49
State Tax	35,160 kWh x \$0.00020	7.03


Current amount must be paid by 09/25/01 \$5,561.41

\$ 176.56 is your daily average cost this period excluding Utility User Tax (UUT)

Service Voltage : 480 Volts

Of your total charges, Franchise Fees represent : \$42.78

Average Energy Charge during this period is : 11.10 cents/kWh



(14-574)

- Please detach stub below and return with your payment -

Number of days	30	32
Average usage per day	1,172.00	1,373.75
Percent change	(15)%	

- Continued on Next Page -

ON

An EDISON INTERNATIONAL Company
P.O. Box 600, Rosemead, CA 91771-0001

and Service Address
CALANDRI FARMS
302 165TH ST E PMP
PEARBLSM CA 93553

Date Bill Prepared
Sept 06, 2001
Next Meter Read on or about
Oct 04, 2001

Your Customer Account Number
2-10-013-7033
24-hr. Customer Service
1 (800) 896-1245

Service Account Rotating Outage Rate Schedule
3-012-5264-36 Group M013 TOU-PA-B

Detail

Energy Charges (E):
DWR Energy (D) 9,281 kWh x \$0.09306 \$ 863.69
Procured Energy 3,038.47
Transmission Charges 97.16
Distribution Charges 1,182.26
Nuclear Decommissioning Charges 15.12
Public Purpose Program Charges 88.95
Other Charges 275.75
Current Amount Due \$ 5,561.40

(E) The Energy Charges reflect the amount included in your rate for recovery of energy procurement and generation costs. This service is subject to competition. You may purchase electricity from another supplier.

(D) These charges are being collected by Southern California Edison as an agent for the Department of Water Resources (DWR) for that portion of energy DWR procured.

**Usage**

Meter Number	Dates and Readings From	To	Difference	Multiplier	Usage
ACTUAL READ					
P0726K-002045	08/06/01	09/05/01			
	12927	13806	879	40	35,160 kWh
On Peak	08/06/01	09/05/01			
	01549	01730	181	40	7,240 kWh
Mid Peak	08/06/01	09/05/01			
	05010	05301	291	40	11,640 kWh
Off Peak	08/06/01	09/05/01			
	06368	06775	407	40	16,280 kWh

Demand Date	Demand From	Time To	Season	Peak	Demand
08/09/01	18:00	18:00	Summer	On Peak	151 kW
08/30/01	08:15	08:15	Summer	Mid Peak	154 kW
08/28/01	07:15	07:15	Summer	Off Peak	155 kW

Demand Meter Information

Maximum Demand: 155.0 kW

Usage Comparison

	This Year	Last Year
Kilowatt-hour (kWh) used	35,160.00	43,960.00
Number of days	30	32
Average usage per day	1,172.00	1,373.75
Percent change	(15)%	



Southern California Edison Company
An EDISON INTERNATIONAL Company
P.O. Box 600, Rosemead, CA 91771-0001

Customer and Service Address

JOHN CALANDRI FARMS
37802 165TH ST E PMP
PEARBLSM CA 93553

Date Bill Prepared

Oct 05, 2001

Next Meter Read on or about

Nov 05, 2001

Your Customer Account Number

2-10-013-7033

24-hr. Customer Service

1 (800) 896-1245

Service Account

3-012-5264-36

Rotating Outage

Group M013

Rate Schedule

TOU-PA-B

883

Liano #4



Update

Amount of Previous Statement 09/06/01

\$5,561.40

Payment received 09/24/01 - Thank you

\$ (5,561.40)

Account Balance..... \$

0.00

Summary



Service / Billing Period - 09/05/01 to 10/04/01 (29 days) - Summer Season

Facilities Rel Demand	155 kW	x \$2.85000	\$ 441.75
Summer On Peak	152 kW	x \$9.00000	1,368.00

Demand Charge Total \$ 1,809.75

Summer On Peak	6,560 kWh	x \$0.17408	1,141.96
Summer Mid Peak	10,920 kWh	x \$0.09756	1,065.36
Summer Off Peak	14,640 kWh	x \$0.06452	944.57

Current Energy Bill \$ 3,151.89

Customer Charge 42.80

Current Billing Detail Subtotal \$ 5,004.44

California 20% Rebate	\$ 5,004.44 x 20.00000%	(1,000.89)
Los Angeles Co UUT	\$ 5,004.44 x 5.00000%	250.22
State Tax	32,120 kWh x \$0.00020	6.42


Current amount must be paid by 10/24/01 \$4,260.19

\$ 138.27 is your daily average cost this period excluding Utility User Tax (UUT)

Service Voltage : 480 Volts

Of your total charges, Franchise Fees represent : \$40.47

Average Energy Charge during this period is : 11.27 cents/kWh



Service Address

FARMS

E PMP

93553

Date Bill Prepared

Oct 05, 2001

Next Meter Read on or about

Nov 05, 2001

Your Customer Account Number

2-10-013-7033

24-hr. Customer Service

1 (800) 896-1245

Account

5264-36

Rotating Outage

Group M013

Rate Schedule

TOU-PA-B

Detail

Energy Charges (E):

DWR Energy (D)	9,249 kWh × \$0.09306	\$ 860.71
Procured Energy		2,758.46
Transmission Charges		102.50
Distribution Charges		1,183.83
Nuclear Decommissioning Charges		13.81
Public Purpose Program Charges		81.26
California 20% Rebate		(1,000.89)
Other Charges		260.51

Current Amount Due \$ 4,260.19

(E) The Energy Charges reflect the amount included in your rate for recovery of energy procurement and generation costs. This service is subject to competition. You may purchase electricity from another supplier.

(D) These charges are being collected by Southern California Edison as an agent for the Department of Water Resources (DWR) for that portion of energy DWR procured.



Usage

Meter Number	Dates and Readings		Difference	Multiplier	Usage
	From	To			
ACTUAL READ					
P0726K-002045	09/05/01	10/04/01			
	13806	14609	803	40	32,120 kWh
On Peak	09/05/01	10/04/01			
	01730	01894	164	40	6,560 kWh
Mid Peak	09/05/01	10/04/01			
	05301	05574	273	40	10,920 kWh
Off Peak	09/05/01	10/04/01			
	06775	07141	366	40	14,640 kWh

Demand Date	Demand From	Time To	Season	Peak	Demand
09/27/01	17:15	17:15	Summer	On Peak	152 kW
09/17/01	08:15	08:15	Summer	Mid Peak	154 kW
09/06/01	06:15	06:15	Summer	Off Peak	155 kW

Demand Meter Information

Maximum Demand : 155.0 kW

Usage Comparison

	This Year	Last Year
Kilowatt-hour (kWh) used	32,120.00	49,080.00
Number of days	29	29
Average usage per day	1,107.59	1,692.41
Percent change	(35)%	



An EDISON INTERNATIONAL Company
P.O. Box 600, Rosemead, CA 91771-0001

Customer and Service Address

JOHN CALANDRI FARMS
37802 165TH ST E PMP
PEARBLSM CA 93553

Date Bill Prepared

Nov 06, 2001

Next Meter Read on or about

Dec 06, 2001

Your Customer Account Number

2-10-013-7033

24-hr. Customer Service

1 (800) 896-1245

Service Account

3-012-5264-36

Rotating Outage

Group M013

Rate Schedule

TOU-PA-B



Update

Amount of Previous Statement 10/05/01

\$4,260.19

Payment received 10/22/01 - Thank you

\$ (4,260.19)

Account Balance..... \$

0.01

Summary



Service / Billing Period - 10/04/01 to 11/05/01 (32 days) - Summer/Winter Season

Facilities Rel Demand	154 kW	x \$2.85000	\$	438.90
Summer On Peak	151 kW	x \$9.00000 x 3/32 days		127.41

Demand Charge Total \$ 566.31

Summer On Peak	1,320 kWh	x \$0.17408	229.79
Summer Mid Peak	680 kWh	x \$0.09756	66.34
Summer Off Peak	1,040 kWh	x \$0.06452	67.10
Winter Mid Peak	7,760 kWh	x \$0.11003	853.83
Winter Off Peak	3,080 kWh	x \$0.06452	198.72

Current Energy Bill \$ 1,415.78

Customer Charge 42.80

Current Billing Detail Subtotal \$ 2,024.89

Los Angeles Co UUT	\$ 2,024.89 x 5.00000%	101.24
State Tax	13,880 kWh x \$0.00020	2.78


Current amount must be paid by 11/26/01 **\$2,128.91**

\$ 63.36 is your daily average cost this period excluding Utility User Tax (UUT)

Service Voltage : 480 Volts

Of your total charges, Franchise Fees represent : \$16.38

Average Energy Charge during this period is : 10.39 cents/kWh



(14-574)

- Please detach stub below and return with your payment -

161

79

Date Bill Prepared:

Nov 06, 2001

Next Meter Read on or about

Dec 06, 2001

Your Customer Account Number

2-10-013-7033

24-hr. Customer Service

1 (800) 896-1245

Account

2-5264-36

Rotating Outage

Group M013

Rate Schedule

TOU-PA-B

Detail

Energy Charges (E):		
DWR Energy (D)	3,767 kWh x \$0.09306	\$ 350.56
Procured Energy		1,091.94
Transmission Charges		(0.66)
Distribution Charges		540.29
Nuclear Decommissioning Charges		5.97
Public Purpose Program Charges		35.12
Other Charges		105.69

Current Amount Due \$ 2,128.91

(E) The Energy Charges reflect the amount included in your rate for recovery of energy procurement and generation costs. Effective September 20, 2001, your ability to enter into new contracts or arrangements to purchase electricity from another supplier was suspended by the California Public Utilities Commission.

(D) These charges are being collected by Southern California Edison as an agent for the Department of Water Resources (DWR) for that portion of energy DWR procured.



Usage

Meter Number	Dates and Readings		Difference	Multiplier	Usage
	From	To			
ACTUAL READ					
P0726K-002045	10/04/01	11/05/01			
	14609	14956	347	40	13,880 kWh
On Peak	10/04/01	10/07/01			
	01894	01927	33	40	1,320 kWh
Mid Peak	10/04/01	10/07/01			
	05574	05591	17	40	680 kWh
Off Peak	10/04/01	10/07/01			
	07141	07167	26	40	1,040 kWh
Mid Peak	10/07/01	11/05/01			
	05591	05785	194	40	7,760 kWh
Off Peak	10/07/01	11/05/01			
	07167	07244	77	40	3,080 kWh

Demand Date	Demand From	Time To	Season	Peak	Demand
10/05/01	16:15	16:15	Summer	On Peak	151 kW
10/05/01	10:15	10:15	Summer	Mid Peak	152 kW
10/06/01	09:00	09:00	Summer	Off Peak	154 kW
10/18/01	08:15	08:15	Winter	Mid Peak	153 kW
10/07/01	08:00	08:00	Winter	Off Peak	154 kW

Demand Meter Information

Maximum Demand : 154.0 kW

Usage Comparison

	This Year	Last Year
Kilowatt-hour (kWh) used	13,880.00	7,320.00
Number of days	32	30
Average usage per day	433.75	244.00
Percent change	78%	



EDISON INTERNATIONAL Company
An EDISON INTERNATIONAL Company
P.O. Box 600, Rosemead, CA 91771-0001

Customer and Service Address

JOHN CALANDRI FARMS
37802 165TH ST E.PMP
PEARBLSM CA 93553

Date Bill Prepared

Dec 07, 2001

Next Meter Read on or about

Jan 08, 2002

Your Customer Account Number

2-10-013-7033

24-hr. Customer Service

1 (800) 896-1245

Service Account

3-012-5264-36

Rotating Outage

Group M013

Rate Schedule

TOU-PA-B

Ball
ag



Update

Amount of Previous Statement 11/06/01

\$2,128.91

Payment received 11/26/01 - Thank you

\$ (2,128.91)

Account Balance..... \$

0.0

Summary



Service / Billing Period - 11/05/01 to 12/06/01 (31 days) - Winter Season

Facilities Rel Demand

154 kW

x \$2.85000

\$

438.90

Demand Charge Total

\$

438.90

Winter Mid Peak

5,400 kWh

x \$0.11003

594.16

Winter Off Peak

560 kWh

x \$0.06452

36.13

Current Energy Bill

\$

630.29

Customer Charge

42.80

Current Billing Detail Subtotal

..... \$ 1,111.99

Los Angeles Co UUT

\$ 1,111.99 x

5.00000%

55.60

State Tax

5,960 kWh x

\$0.00020

1.19

Current amount must be paid by 12/26/01


\$1,168.78

\$ 35.91 is your daily average cost this period excluding Utility User Tax (UUT)

Service Voltage : 480 Volts

Of your total charges, Franchise Fees represent : \$8.99

Average Energy Charge during this period is : 10.53 cents/kWh



(14-574)

- Please detach stub below and return with your payment -

78

704

Date Bill Prepared
Dec 07, 2001
Next Meter Read on or about
Jan 08, 2002

Your Customer Account Number
2-10-013-7033
24-hr. Customer Service
1 (800) 896-1245

Account 5264-36 Rotating Outage Group M013 Rate Schedule TOU-PA-B

Detail

Energy Charges (E):		
DWR Energy (D)	1,239 kWh x \$0.09306	\$ 115.30
Procured Energy		512.20
Transmission Charges		(2.48)
Distribution Charges		468.61
Nuclear Decommissioning Charges		2.56
Public Purpose Program Charges		15.08
Other Charges		57.51
Current Amount Due		\$ 1,168.78

(E) The Energy Charges reflect the amount included in your rate for recovery of energy procurement and generation costs. Effective September 20, 2001, your ability to enter into new contracts or arrangements to purchase electricity from another supplier was suspended by the California Public Utilities Commission.

(D) These charges are being collected by Southern California Edison as an agent for the Department of Water Resources (DWR) for that portion of energy DWR procured.



Usage

Meter Number	Dates and Readings		Difference	Multiplier	Usage
	From	To			
ACTUAL READ					
P0726K-002045	11/05/01	12/06/01			
	14956	15105	149	40	5,960 kWh
Mid Peak	11/05/01	12/06/01			
	05785	05920	135	40	5,400 kWh
Off Peak	11/05/01	12/06/01			
	07244	07258	14	40	560 kWh

Demand Date	Demand From	Time To	Season	Peak	Demand
11/26/01	18:45	18:45	Winter	Mid Peak	154 kW
11/26/01	07:45	07:45	Winter	Off Peak	154 kW

Demand Meter Information
Maximum Demand : 154.0 kW

Usage Comparison		This Year	Last Year
Kilowatt-hour (kWh) used		5,960.00	No
Number of days		31	Comparable
Average usage per day		192.26	Usage
Percent change		0%	



Message

Reminder - A late payment charge of 0.9% will be applied to the total unpaid balance on your account if full payment is not received by the due date on this bill. For designated State agencies, the late payment charge will be applied in accordance with SCE tariffs.

IMPORTANT INFORMATION

The Rotating Outage Group number shown on the upper portion of your bill may change. Group changes may occur at any time without notice due to electric system operating conditions. While we provide as much outage information as possible, SCE cannot predict exactly when an outage group may be affected.

Customer and Mailing Address:

JOHN CALANDRI FARMS

742 W AVENUE L

LANCASTER CA 93534

Date Bill Prepared

Jan 29, 2004

Your Customer Account Number

2-10-013-7033

24-hr. Customer Service

1 (800) 896-1245

Page 1 of 6

Billing summary

PUMP NAME

Llano 4

BH

COMPANY

INVOICE #

933

POSTED TO SPRD

"2002"

Current Charges

\$

15.73

Current Charges Due 02/17/04

\$

15.7

Your Total Balance Due

\$

15.7

Summary of billing detail

Service Account	Rate Schedule	Service Address	Current Charge
3-012-5264-36 Credit Adjustment 10/04/02-11/01/02	TOU-PA-B	37802 165TH ST E PMP PEARBLSM, CA	\$ (6.14)
3-012-5264-36 Billing Correction 08/05/02-09/05/02	TOU-PA-B	37802 165TH ST E PMP PEARBLSM, CA	\$ (7,973.28)
3-012-5264-36 Billing Correction 09/05/02-10/04/02	TOU-PA-B	37802 165TH ST E PMP PEARBLSM, CA	\$ (5,032.71)
3-012-5264-36 Billing Period: 08/05/02-09/05/02	TOU-PA-B	37802 165TH ST E PMP PEARBLSM, CA	\$ 7,975.71
3-012-5264-36 Billing Period: 09/05/02-10/04/02	TOU-PA-B	37802 165TH ST E PMP PEARBLSM, CA	\$ 5,052.11

Date Rec'd 2-3-04 Amt. 15.73

A/P Entered 2-12-04 GL # 6312

Date Paid 2-13-04 CK# 7380

Meter and Service Address

N CALANDRI FARMS

7802 165TH ST E PMP

PEARBLSM CA 93553

Date Bill Prepared

Jan 29, 2004

Next Meter Read on or about

Feb 06, 2004

Your Customer Account Number

2-10-013-7033

Service Account
3-012-5264-36Rotating Outage
Group X999Rate Schedule
TOU-PA-B

24-hr. Customer Service

1 (800) 896-1245

Your current energy usage

Meter Number	From	To	Difference	Multiplier	Usage
ACTUAL READ					
P0726K-002045	08/05/02	09/05/02			
On Peak	22600	24019	1419	40	56,760 kWh
Mid Peak	02800	03152	352	40	14,080 kWh
Off Peak	08/05/02	09/05/02	411	40	16,440 kWh
	09055	09466			
	10745	11401	656	40	26,240 kWh
Demand Date	Demand From	Time To	Season	Peak	Demand
08/20/02	17:45	17:45	Summer	On Peak	153 kW
09/03/02	22:30	22:30	Summer	Mid Peak	154 kW
08/19/02	05:15	05:15	Summer	Off Peak	155 kW

Demand Meter Information

Maximum Demand: 155.0 kW

Usage Comparison

Kilowatt-hour (kWh) used

Number of days

Average usage per day

Percent change from Last Year

This Year	Last Year	2 Years Ago
56,760.00	35,160.00	43,960.00
31	30	32
1,830.97	1,172.00	1,373.75
56%		

Detail of current charges: \$7,975.75

We provide two ways to look at your current charges:

By usage:

Billing Period - 08/05/02 to 09/05/02 (31 days) - Summer Season

Facilities Rel Demand	155 kW	x \$3.38000	x 4/31 days	\$ 67.60
Facilities Rel Demand	155 kW	x \$2.85000	x 27/31 days	384.75
Summer On Peak	153 kW	x \$7.23000	x 4/31 days	142.73
Summer On Peak	153 kW	x \$9.00000	x 27/31 days	1,199.32
Demand Charge Total				\$ 1,794.40
Summer On Peak	14,080 kWh	x \$0.17408		2,451.05
Summer Mid Peak	16,440 kWh	x \$0.09756		1,603.89
Summer Off Peak	26,240 kWh	x \$0.06452		1,693.00
Current Energy Bill				\$ 5,747.94
Customer Charge				42.80
Current Billing Detail Subtotal				\$ 7,585.14
Los Angeles Co UUT	\$ 7,585.14	x 5.00000%		379.26
State Tax	56,760 kWh	x \$0.00020		11.35
Current Charges Due 02/17/04				\$ 7,975.75

Your daily average cost this period excluding Utility User Tax (UUT) is: \$ 245.05

Service Voltage: 480 Volts

Of your total charges, Franchise Fees represent: \$61.34

Average Energy Charge during this period is: 10.37 cents/kWh

Customer and Service Address
N CALANDRI FARMS
7802 165TH ST E PMP
PEARBLSM CA 93553

Date Bill Prepared
Jan 29, 2004
Next Meter Read on or about
Feb. 06, 2004

Your Customer Account Number
2-10-013-7033

24-hr. Customer Service
1 (800) 896-1245

Service Account: **3-012-5264-36** Rotating Outage: Group X999 Rate Schedule: TOU-PA-B

2 By rate component:

Procured Energy		
Transmission Charges	\$	5,884.7
Distribution Charges		95.3
Nuclear Decommissioning Charges		1,430.1
Public Purpose Program Charges		24.4
Taxes and Other		143.6
Current Charges	\$	7,975.7

Customer and Service Address
N CALANDRI FARMS
7802 165TH ST E PMP
PEARBLISM CA 93553

Date Bill Prepared
Jan 29, 2004
Next Meter Read on or about
Feb 06, 2004

Your Customer Account Number
2-10-013-7033

24-hr. Customer Service
1 (800) 896-1245

Service Account
3-012-5264-36
Rotating Outage
Group X999
Rate Schedule
TOU-PA-B

Your current energy usage

Meter Number	From	To	Difference	Multiplier	Usage
ACTUAL READ P0726K-002045	09/05/02	10/04/02			
On Peak	24019	24799	780	40	31,200 kWh
Mid Peak	03152	03346	194	40	7,760 kWh
Off Peak	09466	09667	201	40	8,040 kWh
	11401	11786	385	40	15,400 kWh
Demand Date	Demand From	Time To	Season	Peak	Demand
09/30/02	17:00	17:00	Summer	On Peak	154 kW
09/30/02	21:15	21:15	Summer	Mid Peak	154 kW
09/13/02	07:15	07:15	Summer	Off Peak	154 kW

Maximum Demand : 154.0 kW

Usage Comparison
Kilowatt-hour (kWh) used
Number of days
Average usage per day
Percent change from Last Year

This Year	Last Year	2 Years Ago
31,200.00	32,120.00	49,080.00
29	29	29
1,075.86	1,107.59	1,692.41
(3)%		

Detail of current charges: \$5,052.11

We provide two ways to look at your current charges:

By usage:

Billing Period - 09/05/02 to 10/04/02 (29 days) - Summer Season

Facilities Rel Demand	154 kW	x \$3.38000	\$ 520.52
Summer On Peak	154 kW	x \$7.23000	\$ 1,113.42
Demand Charge Total			\$ 1,633.94
Summer On Peak	7,760 kWh	x \$0.17408	\$ 1,350.86
Summer Mid Peak	8,040 kWh	x \$0.09756	\$ 784.38
Summer Off Peak	15,400 kWh	x \$0.06452	\$ 993.61
Current Energy Bill			\$ 3,128.85
Customer Charge			\$ 42.80
Current Billing Detail Subtotal			\$ 4,805.59
Los Angeles Co UUT	\$ 4,805.59 x 5.00000%		240.28
State Tax	31,200 kWh x \$0.00020		6.24
Current Charges Due 02/17/04			\$ 5,052.11

Your daily average cost this period excluding Utility User Tax (UUT) is : \$ 165.93
Service Voltage : 480 Volts
Of your total charges, Franchise Fees represent : \$38.86
Average Energy Charge during this period is : 10.60 cents/kWh

Customer and Service Address
IN CALANDRI FARMS
37802 165TH ST E PMP
PEARBLSM CA 93553

Date Bill Prepared
Jan 29, 2004
Next Meter Read on or about
Feb 06, 2004

Your Customer Account Number
2-10-013-7033

Service Account Rotating Outage Rate Schedule
3-012-5264-36 Group X999 TOU-PA-B

24-hr. Customer Service
1 (800) 896-1245

2 By rate component:

Procured Energy	
Transmission Charges	\$ 3,307.61
Distribution Charges	61.51
Nuclear Decommissioning Charges	1,340.31
Public Purpose Program Charges	13.41
Taxes and Other	78.91
Current Charges	250.21
	\$ 5,052.11



Southern California Edison Company
An EDISON INTERNATIONALSM Company
P.O. Box 600, Rosemead, CA 91771-0001

Customer and Service Address

CALANDRI, JOHN
37802 165TH ST E PMP
PEARLSM, CA 93553

Date Bill Prepared

Jan 11, 2000

Next Meter Read on or about

Feb 07, 2000

Your Customer Account Number

2-19-290-2310

24-hr. Customer Service

1 (800) 896-1245

Service Account

Old Account #

Rate Schedule

3-015-2545-62 55-36-641-4431-01

TOU-PA-B



Update

Amount of Previous Statement 12/09/99

\$2,539.63

Payment received 12/27/99 - Thank you

\$ (257.41)

Previous Charges Due Immediately \$

2,282.22

Current Charges:

Late Payment Charge (\$2,282.22 x 0.90%) \$20.54

Current Charges Subtotal \$ 20.54

Summary



Service / Billing Period - 12/07/99 to 01/06/00 (30 days) - Winter Season

Facilities Rel Demand 71 kW x \$2.85000 \$ 202.35

Demand Charge Total \$ 202.35

Customer Charge 42.80

Current Billing Detail Subtotal \$ 245.15

Los Angeles Co UUT \$ 245.15 x 5.00000% 12.26

State Tax 0 kWh x \$0.00020 0.00

Current amount must be paid by 01/31/00 257.41 \$277.95

Your Account's Total Balance Due

\$2,560.00

\$ 8.17 is your daily average cost this period excluding Utility User Tax (UUT)


Service Voltage : 480 Volts

Of your total charges, Franchise Fees represents : \$1.98

Average PX Energy Charge during this period was : 3.34 cents/kWh

Detail

CTC Charges	12.71
PX Energy Charge (1)	0.00
Transmission Charges	2.84
Distribution Charges	229.60
Nuclear Decommissioning Charges	0.00
Public Purpose Program Charges	0.00
Other Charges	12.26
Other Current Charges	20.54
Current Amount Due	\$ 277.95



(1) The Average PX Charge is based upon the weighted average costs for purchases through the Power Exchange. This service is subject to competition. You may purchase electricity from another supplier.

EDISON

Southern California Edison Company
An EDISON INTERNATIONALSM Company
P.O. Box 600, Rosemead, CA 91771-0001

Customer and Service Address
LANDRI, JOHN
37802 165TH ST E PMP
PEARBLSM CA 93553

Date Bill Prepared
Jan 11, 2000
Next Meter Read on or about
Feb 07, 2000

Your Customer Account Number
2-19-290-2310
24-hr. Customer Service
1 (800) 896-1245

Service Account Old Account # Rate Schedule
3-015-2545-62 ~~55-36-641-4431-01~~ TOU-PA-B



Usage

Meter Number	Dates and Readings From To	Difference	Multiplier	Usage
P0726K-002862	12/07/99 01/06/00			
	00241 00241	0	40	0 kWh
Mid Peak	12/07/99 01/06/00			
	00054 00054	0	40	0 kWh
Off Peak	12/07/99 01/06/00			
	00153 00153	0	40	0 kWh

Demand Meter Information

50% of the Previous High Billing Demand : 71.0 kW
Maximum Demand : 0.0 kW

Usage Comparison

	This Year	Last Year
kilowatthour (kWh) used	.00	23,760.00
Number of days	30	28
Average usage per day	.00	848.57



Message

Not Just Energy...
We are committed to delivering you creative energy services
that add to your comfort and convenience.

Customer and Service Address

CALANDRI, JOHN
37802 165TH ST E PMP
PEARBLSM CA 93553

Date Bill Prepared

Feb. 08, 2000

Next Meter Read on or about

March 08, 2000

Your Customer Account Number

2-19-290-2310

24-hr. Customer Service

1 (800) 896-1245

Service Account

3-015-2545-62

Old Account

55-36-641-4431-01

Rate Schedule

TOU-PA-B

Llano Pumps



Update

Amount of Previous Statement 01/11/00

\$2,560.17

Payment received 01/24/00 - Thank you

\$ (257.41)

Previous Charges Due Immediately \$

2,302.

Current Charges:

Late Payment Charge (\$2,302.76 x 0.90%)

\$20.72

Current Charges Subtotal \$

20.72

Summary



Service / Billing Period - 01/06/00 to 02/04/00 (29 days) - Winter Season

Facilities Rel Demand

135 kW x \$2.85000

\$ 384.75

Demand Charge Total

\$ 384.75

Winter Mid Peak

5,360 kWh x \$0.08503

455.76

Winter Off Peak

2,880 kWh x \$0.03952

113.82

Current Energy Bill

\$ 569.58

Customer Charge

42.80

Current Billing Detail Subtotal

\$ 997.13

Los Angeles Co UUT

\$ 997.13 x 5.00000%

49.86

State Tax

8,240 kWh x \$0.00020

1.65

Current amount must be paid by 02/28/00 1,048.64

\$1,069.

Your Account's Total Balance Due


\$3,372.

\$ 34.44 is your daily average cost this period excluding Utility User Tax (UUT)

Service Voltage : 480 Volts

Of your total charges, Franchise Fees represents : \$8.06

Average PX Energy Charge during this period was : 3.66 cents/kWh



Service Address

Date Bill Prepared

R. JOHN

Feb 08, 2000

165TH ST E PMP

Next Meter Read on or about

RBLSM CA 93553

March 08, 2000

Your Customer Account Number

2-19-290-2310

24-hr. Customer Service

1 (800) 896-1245

Service Account

Old Account #

Rate Schedule

3-015-2545-62 55-36-641-4431-01 TOU-PA-B

Detail

CTC Charges	\$	249.64
PX Energy Charge (1)		301.33
Transmission Charges		2.02
Distribution Charges		418.01
Nuclear Decommissioning Charges		3.63
Public Purpose Program Charges		21.51
Other Charges		52.50
Other Current Charges		20.72
Current Amount Due	\$	1,069.36

(1) The Average PX Charge is based upon the weighted average costs for purchases through the Power Exchange. This service is subject to competition. You may purchase electricity from another supplier.



Usage

Meter Number	Dates and Readings From	To	Difference	Multiplier	Usage
P0726K-002862	01/06/00	02/04/00			
	00241	00447	206	40	8,240 kI
Mid Peak	01/06/00	02/04/00			
	00054	00188	134	40	5,360 kI
Off Peak	01/06/00	02/04/00			
	00153	00225	72	40	2,880 kI

Demand Date	Demand From	Time To	Season	Peak	Demand
01/28/00	18:45	18:45	Winter	Mid Peak	133 kI
02/02/00	06:30	06:30	Winter	Off Peak	135 kI

Demand Meter Information

Maximum Demand : 135.0 kW

Usage Comparison

	This Year	Last Year
kilowatthour (kWh) used	8,240.00	23,760.00
Number of days	29	28
Average usage per day	284.14	848.57



Message

Not Just Energy...

We are committed to delivering you creative energy services that add to your comfort and convenience.



An EDISON INTERNATIONAL Company
P.O. Box 600, Rosemead, CA 91771-0001

10

Customer and Service Address

CALANDRI, JOHN
37802 165TH ST E PMP
PEARLSM CA 93553

Date Bill Prepared

March 09, 2000
Next Meter Read on or about
April 06, 2000

Your Customer Account Number

2-19-290-2310

24-hr. Customer Service

1 (800) 896-1245

Service Account

Old Account #

Rate Schedule

3-015-2545-62 55-36-641-4431-01 TOU-PA-B

MAR 22 2000
Bolt
316



Update

Amount of Previous Statement 02/08/00

\$3,372.12

Field Assignment Charge *Serv Chg*

\$10.00

Payment received 02/19/00 - Thank you

\$ (1,048.64)

Field Assignment Charge *Serv Chg*

\$10.00

Previous Charges Due Immediately \$ **2,343.48**

Current Charges:

Late Payment Charge (\$2,323.48 x 0.90%) \$20.91

Current Charges Subtotal \$ **20.91**

Summary



Service / Billing Period - 02/04/00 to 03/08/00 (33 days) - Winter Season

Facilities Rel Demand 135 kW x \$2.85000 \$ 384.75

Demand Charge Total \$ 384.75

Winter Mid Peak 9,400 kWh x \$0.08503 799.28

Winter Off Peak 5,400 kWh x \$0.03952 213.41

Current Energy Bill \$ 1,012.69

Customer Charge 42.80

Current Billing Detail Subtotal \$ **1,440.24**

Los Angeles Co UUT \$ 1,440.24 x 5.00000% 72.01

State Tax 14,800 kWh x \$0.00020 2.96

Current amount must be paid by 03/28/00 **1515.21** **\$1,536.1**

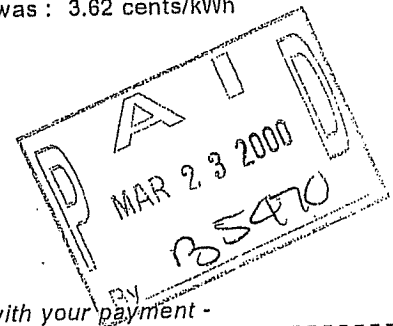
Your Account's Total Balance Due **\$3,879.6**

\$ 43.73 is your daily average cost this period excluding Utility User Tax (UUT)

Service Voltage : 480 Volts

Of your total charges, Franchise Fees represents : \$11.65

Average PX Energy Charge during this period was : 3.62 cents/kWh



(14-574)

- Please detach stub below and return with your payment -

SUN

An EDISON INTERNATIONALSM Company
P.O. Box 600, Rosemead, CA 91771-0001

Service Address
RI, JOHN
165TH ST E PMP
RBLSM CA 93553

Date Bill Prepared
March 09, 2000
Next Meter Read on or about
April 06, 2000

Your Customer Account Number
2-19-290-2310
24-hr. Customer Service
1 (800) 896-1245

Service Account Old Account # Rate Schedule
3-015-2545-62 55-36-641-4431-01 TOU-PA-B

Detail

CTC Charges	\$	433.84
PX Energy Charge (1)		535.31
Transmission Charges		(0.67)
Distribution Charges		424.84
Nuclear Decommissioning Charges		6.51
Public Purpose Program Charges		38.63
Other Charges		76.75
Other Current Charges		20.91
Current Amount Due	\$	1,536.12

(1) The Average PX Charge is based upon the weighted average costs for purchases through the Power Exchange. This service is subject to competition. You may purchase electricity from another supplier.



Usage

Meter Number	Dates and Readings From	To	Difference	Multiplier	Usage
P0726K-002862	02/04/00	03/08/00			
	00447	00817	370	40	14,800 kWh
Mid Peak	02/04/00	03/08/00			
	00188	00423	235	40	9,400 kWh
Off Peak	02/04/00	03/08/00			
	00225	00360	135	40	5,400 kWh

Demand Date	Demand From	Time To	Season	Peak	Demand
02/15/00	15:30	15:30	Winter	Mid Peak	135 kW
02/05/00	11:00	11:00	Winter	Off Peak	134 kW

Demand Meter Information

Maximum Demand : 135.0 kW

Usage Comparison

	This Year	Last Year
kilowatthour (kWh) used	14,800.00	No
Number of days	33	Comparable
Average usage per day	448.48	Usage



Message

Not Just Energy...
We are committed to delivering you creative energy services that add to your comfort and convenience.



SOUTHERN CALIFORNIA EDISON COMPANY
An EDISON INTERNATIONALSM Company
P.O. Box 600, Rosemead, CA 91771-0001

73

Customer and Service Address

CALANDRI, JOHN
37802 165TH ST E.PMP
PEARBLSM CA 93553

Date Bill Prepared

April 07, 2000
Next Meter Read on or about
May 05, 2000

Your Customer Account Number

2-19-290-2310

24-hr. Customer Service

1 (800) 896-1245

Service Account

Old Account #

Rate Schedule

3-015-2545-62 55-36-641-4431-01 TOU-PA-B



Update

Amount of Previous Statement 03/09/00 \$3,879.60
Field Assignment Charge Adjustment \$ (10.00)
Field Assignment Charge Adjustment \$ (10.00)
Late Payment Charge Adjustment \$ (26.33)
Late Payment Charge Adjustment \$ (20.91)
Late Payment Charge Adjustment \$ (20.72)
Late Payment Charge Adjustment \$ (20.54)
Payment received 03/27/00 - Thank you \$ (1,515.21)

Previous Charges Due Immediately \$

2,255

Current Charges:

Miscellaneous Transfer \$4.13

Current Charges Subtotal \$

4.13

Summary



Service / Billing Period - 03/08/00 to 04/06/00 (29 days) - Winter Season

Facilities Rel Demand 131 kW x \$2.85000 \$ 373.35

Demand Charge Total \$ 373.35

Winter Mid Peak 5,880 kWh x \$0.08503 499.98

Winter Off Peak 5,600 kWh x \$0.03952 221.31

Current Energy Bill \$ 721.29

Customer Charge 42.80

Current Billing Detail Subtotal \$ 1,137.44

Los Angeles Co UUT \$ 1,137.44 x 5.00000% 56.87

State Tax 11,480 kWh x \$0.00020 2.30

Current amount must be paid by 04/26/00 - 4.13 \$1,20

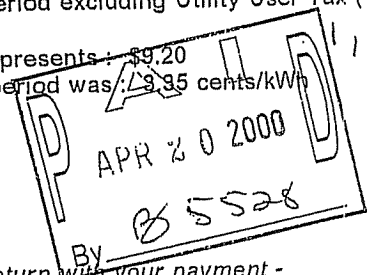
Your Account's Total Balance Due \$3,45

\$ 39.30 is your daily average cost this period excluding Utility User Tax (UUT)

Service Voltage : 480 Volts

Of your total charges, Franchise Fees represents : \$9.20

Average PX Energy Charge during this period was : 3.35 cents/kWh



(14-574)

- Please detach stub below and return with your payment -

EDISON

Southern California Edison Company
An EDISON INTERNATIONALSM Company
P.O. Box 600, Rosemead, CA 91771-0001

and Service Address
DRI, JOHN
2 165TH ST E PMP
EARBLSM CA 93553

Date Bill Prepared
April 07, 2000
Next Meter Read on or about
May 05, 2000

Your Customer Account Number
2-19-290-2310
24-hr. Customer Service
1 (800) 896-1245

Service Account Old Account # Rate Schedule
3-015-2545-62 **55-36-641-4431-01** **TOU-PA-B**

Detail

CTC Charges	\$	305.95
PX Energy Charge (1)		384.43
Transmission Charges		0.53
Distribution Charges		410.14
Nuclear Decommissioning Charges		5.05
Public Purpose Program Charges		29.96
Other Charges		60.55
Other Current Charges		4.13
Current Amount Due	\$	1,200.74

(1) The Average PX Charge is based upon the weighted average costs for purchases through the Power Exchange. This service is subject to competition. You may purchase electricity from another supplier.



Usage

Meter Number	Dates and Readings From To	Difference	Multiplier	Usage
P0726K-002862	03/08/00 04/06/00			
	00817 01104	287	40	11,480 kWh
Mid Peak	03/08/00 04/06/00			
	00423 00570	147	40	5,880 kWh
Off Peak	03/08/00 04/06/00			
	00360 00500	140	40	5,600 kWh

Demand Meter Information

Maximum Demand : 131.0 kW

Usage Comparison

	This Year	Last Year
kilowatthour (kWh) used	11,480.00	No
Number of days	29	Comparable
Average usage per day	395.86	Usage



Message

VOLUNTARY RENEWABLE ENERGY CONTRIBUTIONS...
"California air quality can use your help. Look inside the enclosed Customer Connection for information about the Voluntary Renewables Contribution Program".



An EDISON INTERNATIONALSM Company
P.O. Box 600, Rosemead, CA 91771-0001

Customer and Service Address

CALANDRI, JOHN
37802 165TH ST E PMP
PEARBLSM CA 93553

Date Bill Prepared

May 31, 2000
Next Meter Read on or about
June 06, 2000

Your Customer Account Number

2-19-290-2310

24-hr. Customer Service

1 (800) 896-1245

Service Account

3-015-2545-62

Rate Schedule

TOU-PA-B



Update

Amount of Previous Statement 04/07/00

\$3,456.63

Payment received 04/27/00 - Thank you

\$ (1,196.61)

Previous Charges Due Immediately \$

2,260.00

Summary



Service / Billing Period - 04/06/00 to 05/04/00 (28 days) - Winter Season

Facilities Rel Demand 150 kW x \$2.85000 \$ 427.50

Demand Charge Total \$ 427.50

Winter Mid Peak 4,160 kWh x \$0.08503 353.72
Winter Off Peak 7,000 kWh x \$0.03952 276.64

Current Energy Bill \$ 630.36

Customer Charge 42.80
Electric Deferred Refund (39.46)

Current Billing Detail Subtotal \$ 1,061.20

Los Angeles Co UUT \$ 1,061.20 x 5.00000% 53.06
State Tax 11,160 kWh x \$0.00020 2.23

Current amount must be paid by 06/19/00 \$1,116.00

Your Account's Total Balance Due \$3,376.00

\$ 37.98 is your daily average cost this period excluding Utility User Tax (UUT)

Service Voltage : 480 Volts

Of your total charges, Franchise Fees represents : \$8.58

Average PX Energy Charge during this period was 3.22 Cents/kWh

Detail

CTC Charges 240.79
PX Energy Charge (1) 359.87
Transmission Charges 1.42
Distribution Charges 463.20
Nuclear Decommissioning Charges 4.91
Public Purpose Program Charges 29.13
Other Charges 56.63
Electric Deferred Refund (39.46)

Current Amount Due \$ 1,116.49

(1) The Average PX Charge is based upon the weighted average costs for purchases through the Power Exchange. This service is subject to competition. You may purchase electricity from another supplier.

(14-574)

- Please detach stub below and return with your payment -

Service Address

JOHN
165TH ST E PMP
ARBLSM CA 93553

Date Bill Prepared

May 31, 2000

Next Meter Read on or about

June 06, 2000

Your Customer Account Number

2-19-290-2310

24-hr. Customer Service

1 (800) 896-1245

Service Account

3-015-2545-62

Rate Schedule

TOU-PA-B



Usage

Meter Number	Dates and Readings		Difference	Multiplier	Usage
	From	To			
P0726K-002862	04/06/00	05/04/00			
	01104	01383	279	40	11,160 kWh
Mid Peak	04/06/00	05/04/00			
	00570	00674	104	40	4,160 kWh
Off Peak	04/06/00	05/04/00			
	00500	00675	175	40	7,000 kWh

Demand Meter Information

Maximum Demand : 150.0 kW

Usage Comparison

	This Year	Last Year
kilowatthour (kWh) used	11,160.00	23,760.00
Number of days	28	28
Average usage per day	398.57	848.57



Message

Not Just Energy...

We are committed to delivering you creative energy services
that add to your comfort and convenience.

* * * * *

ELECTRIC DEFERRED REFUND...

SCE customers of record on 1/1/2000, who were also SCE customers during 1999, are eligible for a one-time Electric Deferred Refund based on their 1999 electric use. Your refund appears as a credit on this bill and is due to refunds and revenue-sharing amounts ordered by the California Public Utilities Commission.



Southern California Edison Company
An EDISON INTERNATIONALSM Company
P.O. Box 600, Rosemead, CA 91771-0001

Customer and Service Address

CALANDRI, JOHN
37802 165TH ST E PMP
PEARBLISM CA 93553

Date Bill Prepared

June 07, 2000

Next Meter Read on or about

July 06, 2000

Service Account

3-015-2545-62

Rate Schedule

TOU-PA-B

Your Customer Account Number

2-19-290-2310

24-hr. Customer Service

1 (800) 896-1245



Update

Amount of Previous Statement 05/31/00

\$3,376.51

Previous Charges Due Immediately \$

3,376.51

Summary



Service / Billing Period - 05/04/00 to 06/05/00 (32 days) - Winter/Summer Season

Facilities Rel Demand 131 kW x \$2.85000 \$ 373.35

Demand Charge Total \$ 373.35

Summer Mid Peak 280 kWh x \$0.07256 20.32

Summer Off Peak 2,120 kWh x \$0.03952 83.78

Winter Mid Peak 14,840 kWh x \$0.08503 1,261.85

Winter Off Peak 14,960 kWh x \$0.03952 591.22

Current Energy Bill \$ 1,957.17

Customer Charge 42.80

Current Billing Detail Subtotal \$ 2,373.32

Los Angeles Co UUT \$ 2,373.32 x 5.00000% 118.67

State Tax 32,200 kWh x \$0.00020 6.44

Current amount must be paid by 06/26/00 \$2,498.

Your Account's Total Balance Due

\$5,874.

\$ 74.37 is your daily average cost this period excluding Utility User Tax (UUT)

Service Voltage : 480 Volts

Of your total charges, Franchise Fees represents : \$19.79

Average PX Energy Charge during this period was : 6.18 cents/kWh

Detail

CTC Charges (141.86)
PX Energy Charge (1) 989.39
Transmission Charges (7.96)
Distribution Charges 431.68
Nuclear Decommissioning Charges 14.17
Public Purpose Program Charges 84.04
Other Charges 128.97

Current Amount Due \$ 2,498.43

(1) The Average PX Charge is based upon the weighted average costs for purchases through the Power Exchange. This service is subject to competition. You may purchase electricity from another supplier.

Service Address

Date Bill Prepared

June 07, 2000

Next Meter Read on or about

July 06, 2000

Your Customer Account Number

2-19-290-2310

24-hr. Customer Service

1 (800) 896-1245

Service Account

3-015-2545-62

Rate Schedule

TOU-PA-B



Usage

Meter Number	Dates and Readings		Difference	Multiplier	Usage
	From	To			
P0726K-002862	05/04/00	06/05/00			
	01383	02188	805	40	32,200 kWh
On Peak	06/04/00	06/05/00			
	00034	00034	0	40	0 kWh
Mid Peak	06/04/00	06/05/00			
	01045	01052	7	40	280 kWh
Off Peak	06/04/00	06/05/00			
	01049	01102	53	40	2,120 kWh
Mid Peak	05/04/00	06/04/00			
	00674	01045	371	40	14,840 kWh
Off Peak	05/04/00	06/04/00			
	00675	01049	374	40	14,960 kWh

Demand Date	Demand From	Time To	Season	Peak	Demand
01/01/01	00:00	00:00	Summer	On Peak	0 kW
06/05/00	08:45	08:45	Summer	Mid Peak	119 kW
06/04/00	05:00	05:00	Summer	Off Peak	126 kW
04/24/00	12:30	12:30	Winter	Mid Peak	130 kW
04/15/00	06:00	06:00	Winter	Off Peak	131 kW

Demand Meter Information

Maximum Demand : 131.0 kW

Usage Comparison

	This Year	Last Year
kilowatthour (kWh) used	32,200.00	25,080.00
Number of days	32	33
Average usage per day	1,006.25	760.00



Message

Not Just Energy...

We are committed to delivering you creative energy services that add to your comfort and convenience.



Southern California Edison Company
An EDISON INTERNATIONALSM Company
P.O. Box 600, Rosemead, CA 91771-0001

Customer and Service Address

CALANDRI, JOHN
37802 165TH ST E PMP
PEARBLSM CA 93553

Date Bill Prepared

July 08, 2000

Next Meter Read on or about

Aug 04, 2000

Service Account

3-015-2545-62

Rate Schedule

TOU-PA-B

Your Customer Account Number

2-19-290-2310

24-hr. Customer Service

1 (800) 896-1245



Update

Amount of Previous Statement 06/07/00

\$5,874.94

Payment received 06/12/00 - Thank you

\$ (1,116.49)

Payment received 06/21/00 - Thank you

\$ (2,498.43)

Previous Charges Due Immediately \$ 2,260.00

Summary



Service / Billing Period - 06/05/00 to 07/08/00 (31 days) - Summer Season

Facilities Rel Demand	125 kW	x \$2.85000	\$ 356.25
Summer On Peak	122 kW	x \$9.00000	1,098.00

Demand Charge Total \$ 1,454.25

Summer On Peak	11,920 kWh	x \$0.11229	1,338.50
Summer Mid Peak	12,280 kWh	x \$0.07256	891.04
Summer Off Peak	19,360 kWh	x \$0.03952	765.11

Current Energy Bill \$ 2,994.65

Customer Charge 42.80

Current Billing Detail Subtotal \$ 4,491.70

Los Angeles Co UUT	\$ 4,491.70	x 5.00000%	224.59
State Tax	43,560 kWh	x \$0.00020	8.71

Current amount must be paid by 07/27/00 → \$4,725.00


Your Account's Total Balance Due \$6,985.00

\$ 145.17 is your daily average cost this period excluding Utility User Tax (UUT)

Service Voltage : 480 Volts

Of your total charges, Franchise Fees represents : \$36.32

Average PX Energy Charge during this period was : 12.37 cents/kWh



EDISON

Southern California Edison Company
An EDISON INTERNATIONALSM Company
P.O. Box 600, Rosemead, CA 91771-0001

Customer and Service Address
CALANDRI, JOHN
37802 165TH ST E PMP
PEARBLSM CA 93553

Date Bill Prepared
July 08, 2000
Next Meter Read on or about
Aug 04, 2000

Service Account
3-015-2545-62

Rate Schedule
TOU-PA-B

Your Customer Account Number
2-19-290-2310
24-hr. Customer Service
1 (800) 896-1245

Detail

CTC Charges	\$	(2,116.24)
PX Energy Charge (1)		5,389.95
Transmission Charges		101.82
Distribution Charges		978.08
Nuclear Decommissioning Charges		19.17
Public Purpose Program Charges		113.69
Other Charges		238.53
Current Amount Due	\$	4,725.00

(1) The Average PX Charge is based upon the weighted average costs for purchases through the Power Exchange. This service is subject to competition. You may purchase electricity from another supplier.



Usage

Meter Number	Dates and Readings		Difference	Multiplier	Usage
	From	To			
P0726K-002862	06/05/00	07/06/00			
	02188	03277	1089	40	43,560 kWh
On Peak	06/05/00	07/06/00			
	00034	00332	298	40	11,920 kWh
Mid Peak	06/05/00	07/06/00			
	01052	01359	307	40	12,280 kWh
Off Peak	06/05/00	07/06/00			
	01102	01586	484	40	19,360 kWh

Demand Meter Information

Maximum Demand : 125.0 kW

Usage Comparison

	This Year	Last Year
kilowatthour (kWh) used	43,560.00	46,800.00
Number of days	31	29
Average usage per day	1,405.16	1,613.79



Message

Not Just Energy...

We are committed to delivering you creative energy services that add to your comfort and convenience.



Southern California Edison Company
An EDISON INTERNATIONALSM Company
P.O. Box 600, Rosemead, CA 91771-0001

Customer and Service Address

CALANDRI, JOHN
37802 165TH ST E PMP
PEARBLSM CA 93553

Date Bill Prepared

Aug 05, 2000
Next Meter Read on or about
Sept 05, 2000

Service Account

3-015-2545-62

Rate Schedule

TOU-PA-B

Balt
87

Your Customer Account Number

2-19-290-2310

24-hr. Customer Service

1 (800) 896-1245



Update

Amount of Previous Statement 07/08/00

\$6,985.02

Payment received 07/22/00 - Thank you

\$ (4,725.00)

Previous Charges Due Immediately \$

2,260.00

Current Charges:

Late Payment Charge (\$2,260.02 x 0.90%) \$20.34

Current Charges Subtotal \$

20.34

Summary



Service / Billing Period - 07/06/00 to 08/04/00 (29 days) - Summer Season

Facilities Rel Demand 120 kW x \$2.85000 \$ 342.00
Summer On Peak 114 kW x \$9.00000 1,026.00

Demand Charge Total \$ 1,368.00

Summer On Peak 560 kWh x \$0.11229 62.88
Summer Mid Peak 800 kWh x \$0.07256 58.05
Summer Off Peak 1,560 kWh x \$0.03952 61.65

Current Energy Bill \$ 182.58

Customer Charge 42.80

Current Billing Detail Subtotal \$ 1,593.38

Los Angeles Co UUT \$ 1,593.38 x 5.00000% 79.67
State Tax 2,920 kWh x \$0.00020 0.58

Current amount must be paid by 08/24/00 1673.63 \$1,693.9

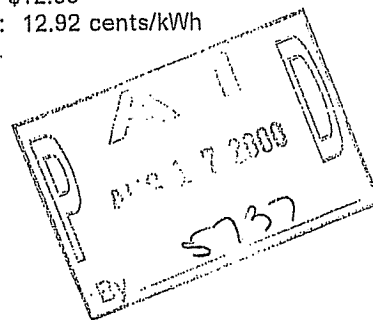
Your Account's Total Balance Due \$3,953.9

\$ 54.96 is your daily average cost this period excluding Utility User Tax (UUT)

Service Voltage : 480 Volts

Of your total charges, Franchise Fees represents : \$12.89

Average PX Energy Charge during this period was : 12.92 cents/kWh



(14-574)

- Please detach stub below and return with your payment -

Southern California Edison Company
An EDISON INTERNATIONALSM Company
P.O. Box 600, Rosemead, CA 91771-0001

Service Address
JOHN
5TH ST E PMP
BLSM CA 93553

Date Bill Prepared
Aug 05, 2000
Next Meter Read on or about
Sept 05, 2000

Service Account
3-015-2545-62

Rate Schedule
TOU-PA-B

Your Customer Account Number
2-19-290-2310
24-hr. Customer Service
1 (800) 896-1245

Detail

CTC Charges	\$	210.46
PX Energy Charge (1)		377.31
Transmission Charges		110.76
Distribution Charges		885.60
Nuclear Decommissioning Charges		1.28
Public Purpose Program Charges		7.62
Other Charges		80.60
Other Current Charges		20.34
Current Amount Due	\$	1,693.97

(1) The Average PX Charge is based upon the weighted average costs for purchases through the Power Exchange. This service is subject to competition. You may purchase electricity from another supplier.



Usage

Meter Number	Dates and Readings From	To	Difference	Multiplier	Usage
P0726K-002862	07/06/00	08/04/00			
On Peak	03277	03350	73	40	2,920 kWh
Mid Peak	07/06/00	08/04/00			
	00332	00346	14	40	560 kWh
Off Peak	07/06/00	08/04/00			
	01359	01379	20	40	800 kWh
	07/06/00	08/04/00			
	01586	01625	39	40	1,560 kWh

Demand Date	Demand From	Time To	Season	Peak	Demand
07/10/00	12:15	12:15	Summer	On Peak	114 kW
07/06/00	11:30	11:30	Summer	Mid Peak	120 kW
07/08/00	05:45	05:45	Summer	Off Peak	117 kW

Demand Meter Information

Maximum Demand : 120.0 kW

Usage Comparison

	This Year	Last Year
kilowatthour (kWh) used	2,920.00	No
Number of days	29	Comparable
Average usage per day	100.69	Usage



Message

Not Just Energy...

We are committed to delivering you creative energy services that add to your comfort and convenience.

Customer and Service Address

CALANDRI, JOHN
37802 165TH ST E PMP
PEARBLSM CA 93553

Date Bill Prepared

Sept 08, 1999

Next Meter Read on or about

Oct 06, 1999

Your Customer Account Number

2-19-290-2310

24-hr. Customer Service

1 (800) 896-1245

Service Account Old Account # Rate Schedule

3-015-2545-62 55-36-641-4431-01 TOU-PA-B



Update

Amount of Previous Statement 08/17/99 \$14,553.35

Previous Charges Subtotal \$ 14,553.35

(includes \$10,483.78 Payment Extension due by 09/10/99
and \$4,069.57 Due Immediately)

Summary



Service / Billing Period - 08/03/99 to 09/03/99 (31 days) - Summer Season

Facilities Rel Demand	130 kW	x \$2.85000	\$ 370.50
Summer On Peak	130 kW	x \$9.00000	1,170.00

Demand Charge Total \$ 1,540.50

Summer On Peak	1,360 kWh	x \$0.11229	152.71
Summer Mid Peak	2,160 kWh	x \$0.07256	156.73
Summer Off Peak	5,120 kWh	x \$0.03952	202.34

Current Energy Bill \$ 511.78

Customer Charge 42.80

Current Billing Detail Subtotal \$ 2,095.08

Los Angeles Cnty Tax	\$ 2,095.08 x .5.00000%	104.75
State Tax	8,640 kWh x \$0.00020	1.73

Current amount must be paid by 09/27/99 \$2,201.56

Your Account's Total Balance Due \$16,754.91

\$ 67.64 is your daily average cost this period excluding city/county tax

Service Voltage : 480 Volts

Of your total charges, Franchise Fees represents : \$16.94

Average PX Energy Charge during this period was : 3.48 cents/kWh

(14-574)

- Please detach stub below and return with your payment -

Payment Stub

For payment
location, call:
1 (800) 747-8908

Make check payable to Southern California Edison

Previous Charges

\$14,553.35

Current Charges

+ \$2,201.56

Total Charges Due

▶ \$16,754.91

Please make your
payment promptlyPast due if not
paid by 09/27/99Enter the amount you
paid ▶ \$

Your Customer Account #: 2-19-290-2310

CSS0908.P4.0413.063642 1 AT 0.261



CALANDRI, JOHN
43933 RYCKEBOSCH LN
LANCASTER CA 93535-6205

P.O. Box 600
Rosemead, Ca
91771-0001

19 290 2310 00000077 001455335000220156001675491

EDISONAn EDISON INTERNATIONAL
P.O. Box 600, Rosemead, CA 91771-0001Customer and Service Address
CALANDRI, JOHN
37802 165TH ST E PMP
PEARLSM CA 93553Date Bill Prepared
Sept 08, 1999
Next Meter Read on or about
Oct 06, 1999Your Customer Account Number
2-19-290-2310
24-hr. Customer Service
1 (800) 896-1245Service Account Old Account # Rate Schedule
3-015-2545-62 55-36-641-4431-01 TOU-PA-B**Detail**

CTC Charges	\$ 641.24
PX Energy Charge (1)	300.33
Transmission Charges	126.62
Distribution Charges	989.30
Nuclear Decommissioning Charges	11.84
Public Purpose Program Charges	24.71
Other Charges	107.52
Current Amount Due	\$ 2,201.56

(1) The Average PX Charge is based upon the weighted average costs for purchases through the Power Exchange. This service is subject to competition. You may purchase electricity from another supplier.

**Usage**

Meter Number	Dates and Readings From	To	Difference	Multiplier	Usage
P0726K-002862	08/03/99	09/03/99			8,640 kWh
	00000	00216	216	40	
On Peak	08/03/99	09/03/99	34	40	1,360 kWh
	00000	00034			
Mid Peak	08/03/99	09/03/99	54	40	2,160 kWh
	00000	00054			
Off Peak	08/03/99	09/03/99	128	40	5,120 kWh
	00000	00128			

Demand Date	Demand From	Time To	Season	Peak	Demand
08/27/99	16:30	16:30	Summer	On Peak	130 kW
08/18/99	10:00	10:00	Summer	Mid Peak	119 kW
08/28/99	14:30	14:30	Summer	Off Peak	129 kW

Demand Meter Information

Maximum Demand : 130.0 kW

Usage Comparisonkilowatt-hour (kWh) used
Number of days
Average usage per dayThis Year
8,640.00
31
278.71Last Year
No
Comparable
Usage**Message**Not Just Energy...
We are committed to delivering you creative energy services
that add to your comfort and convenience.



Southern California Edison Company
An EDISON INTERNATIONALSM Company
P.O. Box 600, Rosemead, CA 91771-0001

Customer and Service Address

CALANDRI, JOHN
37802 165TH ST E PMP
PEARBLSM CA 93553

Date Bill Prepared

Sept 06, 2000
Next Meter Read on or about
Oct 04, 2000

Your Customer Account Number

2-19-290-2310

24-hr. Customer Service

1 (800) 896-1245

Service Account

3-015-2545-62

Rate Schedule

TOU-PA-B

Bolt 915

Liano #5



Update

UUT Referred to Los Angeles Co \$ (123.85)
Amount of Previous Statement 08/05/00 \$3,953.99
Payment received 08/21/00 - Thank you \$ (1,673.63)

Previous Charges Due Immediately \$ 2,156.5

Current Charges:

Late Payment Charge (\$2,156.51 x 0.90%) \$19.41

Current Charges Subtotal \$ 19.41

Summary



Service / Billing Period - 08/04/00 to 09/05/00 (32 days) - Summer Season

Facilities Rel Demand	75 kW	x \$2.85000	\$	213.75
Summer On Peak	1 kW	x \$9.00000		9.00

Demand Charge Total \$ 222.75

Customer Charge 42.80

Current Billing Detail Subtotal \$ 265.55

Los Angeles Co UUT	\$ 265.55 x 5.00000%	13.28
State Tax	0 kWh x \$0.00020	0.00

Current amount must be paid by 09/25/00 \$298.2

Your Account's Total Balance Due \$2,454.7


\$ 8.30 is your daily average cost this period excluding Utility User Tax (UUT)

Service Voltage : 480 Volts

Of your total charges, Franchise Fees represents : \$2.15

Average PX Energy Charge during this period was : 20.06 cents/kWh

-19.4



(14-574)



- Please detach stub below and return with your payment -
city/county for collection. This unpaid amount shows on this statement as a
credit. To avoid this situation in the future, please pay your bill in full
by the due date noted on your statement.

Customer and Service Address

ALANDRI, JOHN
37802 165TH ST E PMP
PEARLSM CA 93553

Date Bill Prepared

Sept 06, 2000.

Next Meter Read on or about

Oct 04, 2000

Service Account

3-015-2545-62

Rate Schedule

TOU-PA-B

Your Customer Account Number

2-19-290-2310

24-hr. Customer Service

1 (800) 896-1245

Detail

CTC Charges	\$	16.25
PX Energy Charge (1)		0.00
Transmission Charges		3.94
Distribution Charges		245.36
Nuclear Decommissioning Charges		0.00
Public Purpose Program Charges		0.00
Other Charges		13.28
Other Current Charges		19.41
Current Amount Due	\$	298.24

(1) The Average PX Charge is based upon the weighted average costs for purchases through the Power Exchange. This service is subject to competition. You may purchase electricity from another supplier.



Usage

Meter Number	Dates and Readings		Difference	Multiplier	Usage
	From	To			
P0726K-002862	08/04/00	09/05/00			
	03350	03350	0	40	0 kWh
On Peak	08/04/00	09/05/00			
	00346	00346	0	40	0 kWh
Mid Peak	08/04/00	09/05/00			
	01379	01379	0	40	0 kWh
Off Peak	08/04/00	09/05/00			
	01625	01625	0	40	0 kWh
Demand Date	Demand From	Time To	Season	Peak	Demand
08/29/00	16:15	16:15	Summer	On Peak	1 kW
01/01/01	00:00	00:00	Summer	Mid Peak	0 kW
01/01/01	00:00	00:00	Summer	Off Peak	0 kW

Demand Meter Information

50% of the Previous High Billing Demand : 75.0 kW
Maximum Demand : 1.0 kW

Usage Comparison

	This Year	Last Year
kilowatthour (kWh) used	.00	8,640.00
Number of days	32	31
Average usage per day	.00	278.71

(14-



Message

UTILITY USER TAX REFERRED TO CITY...

An unpaid balance of Utility User Tax (UUT) has been referred to your city/county for collection. This unpaid amount shows on this statement as a credit. To avoid this situation in the future, please pay your bill in full by the due date noted on your statement.



An EDISON INTERNATIONALSM Company
P.O. Box 600, Rosemead, CA 91771-0001

Customer and Service Address
CALANDRI, JOHN
37802 165TH ST E PMP
PEARLSM CA 93553

Date Bill Prepared
Oct 05, 2000
Next Meter Read on or about
Nov 03, 2000

Your Customer Account Number
2-19-290-2310
24-hr. Customer Service
1 (800) 896-1245

Service Account
3-015-2545-62

Rate Schedule
TOU-PA-B



Update

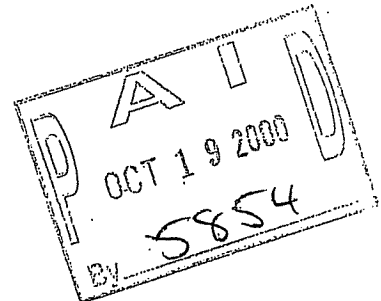
Amount of Previous Statement 09/06/00 \$2,454.75
Payment received 09/23/00 - Thank you \$ (278.83)
Field Assignment Charge \$10.00
UUT Referred to Los Angeles Co \$ (128.88)
Previous Charges Due Immediately \$ **2,057.04**
Current Charges:
Late Payment Charge (\$2,175.92 x 0.90%) \$19.58
Current Charges Subtotal \$ **19.58**

Summary



Service / Billing Period - 09/05/00 to 10/04/00 (29 days) - Summer/Winter Season
Facilities Rel Demand 75 kW x \$2.85000 \$ 213.75
Demand Charge Total \$ 213.75
Customer Charge 42.80
Current Billing Detail Subtotal \$ 256.55
Los Angeles Co UUT \$ 256.55 x 5.00000% 12.83
State Tax 0 kWh x \$0.00020 0.00
Current amount must be paid by 10/24/00 \$288.96
Your Account's Total Balance Due \$2,346.00

\$ 8.85 is your daily average cost this period excluding Utility User Tax (UUT) - 19.58
Service Voltage : 480 Volts
Of your total charges, Franchise Fees represents : \$2.07
Average PX Energy Charge during this period was : 12.71 cents/kWh
269.38



(14-574)

- Please detach stub below and return with your payment -

Usage Comparison		This Year	Last Year
kilowatthour (kWh) used		.00	1,000.00
Number of days		29	33
Average usage per day		.00	30.30



Message

UTILITY USER TAX REFERRED TO CITY...
An unpaid balance of Utility User Tax (UUT) has been referred to your city/county for collection. This unpaid amount shows on this statement as a credit. To avoid this situation in the future, please pay your bill in full by the due date noted on your statement.

Service Address
JOHN
5TH ST E PMP
BLSM CA 93553

Date Bill Prepared
Oct 05, 2000
Next Meter Read on or about
Nov 03, 2000

Your Customer Account Number
2-19-290-2310
24-hr. Customer Service
1 (800) 896-1245

Service Account
3-015-2545-62

Rate Schedule
TOU-PA-B

Detail

CTC Charges	\$	12.71
PX Energy Charge (1)		0.00
Transmission Charges		3.00
Distribution Charges		240.84
Nuclear Decommissioning Charges		0.00
Public Purpose Program Charges		0.00
Other Charges		12.83
Other Current Charges		19.58
Current Amount Due	\$	288.96

(1) The Average PX Charge is based upon the weighted average costs for purchases through the Power Exchange. This service is subject to competition. You may purchase electricity from another supplier.



Usage

Meter Number	Dates and Readings From	To	Difference	Multiplier	Usage
P0726K-002862	09/05/00	10/04/00			
On Peak	03350	03350	0	40	0 kWh
Mid Peak	00346	00346	0	40	0 kWh
Off Peak	01379	01379	0	40	0 kWh
Mid Peak	01625	01625	0	40	0 kWh
Off Peak	01379	01379	0	40	0 kWh
Off Peak	01625	01625	0	40	0 kWh

Demand Date	Demand From	Time To	Season	Peak	Demand
01/01/01	00:00	00:00	Summer	On Peak	0 kW
01/01/01	00:00	00:00	Summer	Mid Peak	0 kW
01/01/01	00:00	00:00	Summer	Off Peak	0 kW
01/01/01	00:00	00:00	Winter	Mid Peak	0 kW
01/01/01	00:00	00:00	Winter	Off Peak	0 kW

Demand Meter Information

50% of the Previous High Billing Demand : 75.0 kW
Maximum Demand : 0.0 kW

Usage Comparison

	This Year	Last Year
kilowatthour (kWh) used	.00	1,000.00
Number of days	29	33
Average usage per day	.00	30.30



Message

UTILITY USER TAX REFERRED TO CITY...

An unpaid balance of Utility User Tax (UUT) has been referred to your city/county for collection. This unpaid amount shows on this statement as a credit. To avoid this situation in the future, please pay your bill in full by the due date noted on your statement.