

7/15/2011  
1994 2013



DeVoe

DeVoe; MID: N/A; APN: 3279009046

Google earth



W Avenue E 7

Imagery Date: 7/15/2011 34°45'16.77" N 118°31'20.33" W -elev 2929 ft eye alt 4007 ft



BOETSCH WELL DRILLING AND PUMP SERVICE

9548 Kemper Rd.  
Mojave, Ca. 93501  
661-824-9007

License # 498621  
C57 D21  
Fax 661-824-4086

800-824-9007

November 11, 2010

Debbie Devoe  
22111 West Avenue E-7  
Lancaster, Ca. 93536

I explained to Debbie Smith, that we pulled the pump and checked everything in regards to pump age and wear. Then we reinstalled the pump and added 10 extra depth of drop pipe. During the three hours that the pump was out of the hole, the water level came up 24 ft. , to 208.

The pump ran for about 20 minutes @ 8 gallons per minute. With further testing we determined that well would produce 4 gallons every 22 minutes or roughly 12 gallons per hour. This comes to 288 gallons in a 24 hour period. This amount of water does not meet the L. A. County standard of 3 gallons per minute for 24 hours or even 2 gallons per minute for 24 hrs with extra storage capacity.

The above is what I explained to you and Debbie Smith but she insisted on the idea of letting the well rest and everything would be fine.

I hope this will help you in your decision making.

Sincerely:

Gerald T. Boetsch



P.O. Box 600  
Rosemead, CA  
91771-0001  
www.sce.com

Your electricity bill

An EDISON INTERNATIONAL® Company

DEVOE, DEBBIE / Page 1 of 8

For billing and service inquiries call 1-800-684-8123,  
24 hrs a day, 7 days a week

Date bill prepared: Dec 5 '12

Customer account 2-33-000-1603

Service account 3-035-9995-69  
22111 W AVENUE E7  
LANCASTER, CA 93536

Rotating outage Group A028

## Your account summary

Amount of your last bill	\$549.27
Payment we received on Nov 05 '12 - thank you	-\$391.09
Payment we received on Nov 21 '12 - thank you	-\$158.18
Balance forward	\$0.00
Your new charges	\$124.24
<b>Total amount you owe by Dec 24 '12</b>	<b>\$124.24</b>



## Compare the electricity you are using

For meter 222013-496701 from Nov 1 '12 to Dec 4 '12  
Total electricity you used this month in kWh

Your next meter read will be on or about Jan 3 '13.

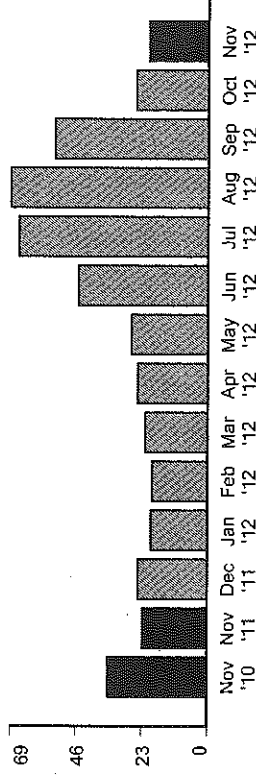
685

## Your daily average electricity usage (kWh)

2 Years ago: 35.03

Last year: 22.84

This year: 20.76



(14-574)

Tear here

Please return the payment stub below with your payment and make your check payable to Southern California Edison.

If you want to pay in person, call 1-800-747-8908 for locations, or you can pay online at [www.sce.com](http://www.sce.com).

Tear here



Customer account 2-33-000-1603  
Please write this number on your check. Make your  
check payable to Southern California Edison.

Amount due by Dec 24 '12

\$124.24

Amount enclosed

\$

STMT 12052012 P2 C07 T0160 029549 01 AT 0.3710 B007



DEVOE, DEBBIE

PO BOX 691

LAKE HUGHES, CA 93532-0691

P.O. BOX 600

ROSEMEAD, CA 91771-0001

33 000 1603 00000011 000000000000124240000012424



An EDISON INTERNATIONAL® Company

## Details of your new charges

Your rate: DOMESTIC

Billing period: Nov 1 '12 to Dec 4 '12 (33 days)

### Delivery charges

Basic charge	33 days x \$0.02900	\$0.96
Energy-Winter		
Tier 1 (within baseline)	350 kWh x \$0.04442	\$15.55
Tier 2 (up to 30%)	105 kWh x \$0.07478	\$7.85
Tier 3 (31% to 100%)	230 kWh x \$0.17094	\$39.32
DWR bond charge	685 kWh x \$0.00513	\$3.51

**Your Delivery charges include:**

- \$7.59 transmission charges
- \$48.01 distribution charges
- \$0.10 nuclear decommissioning charges
- \$3.70 conservation incentive adjustment
- \$10.14 public purpose programs charge
- \$1.35 new system generation charge

### Generation charges

DWR		
DWR energy credit	685 kWh x -\$0.00463	-\$3.17
SCE		
Energy-Winter		
Tier 1 (within baseline)	350 kWh x \$0.07983	\$27.94
Tier 2 (up to 30%)	105 kWh x \$0.07983	\$8.38
Tier 3 (31% to 100%)	230 kWh x \$0.07983	\$18.36

**Your Generation charges include:**

- \$0.85 competition transition charge

**Your overall energy charges include:**

- \$1.07 franchise fees

Subtotal of your new charges	\$118.70
Los Angeles Co UUT	\$5.34
State tax	\$0.20
<b>Your new charges</b>	<b>\$124.24</b>

### Additional information:

- Service voltage: 240 volts
- Your winter baseline allowance: 349.8 kWh

## Average cost per kilowatt hour

	Tier 1	Tier 2	Tier 3	Tier 4	Tier 5
	\$0.13	\$0.16	\$0.26	\$0.29	\$0.33
350 kWh		105 kWh	230 kWh		

### Understanding Your Bill...

Your usage for this billing period falls in the third tier. Energy usage is based upon a tiered structure. For most customers, the price you pay per kilowatt hour increases as you use more energy. The average cost per kilowatt hour (kWh) figures in the chart to the left are based on averages. Actual prices may vary. For more information visit [www.sce.com/tier](http://www.sce.com/tier).

## Things you should know

### SCE MAY INSPECT METERS AT ANY TIME...

Did You Know? SCE Workers May Inspect Electricity Meters at Any Time. Our field employees are required to randomly access and inspect the operation of Southern California Edison-owned equipment providing your home with electricity service. You can help by keeping the area around the Edison SmartConnect® meter clear of debris and obstacles.

### Go Paperless...

Say "goodbye" to stamps and "hello" to paying your SCE bill online. Sign up for paperless billing today at [www.sce.com/paperless](http://www.sce.com/paperless).

Please visit us at [www.sce.com](http://www.sce.com)

## SCE.com is Changing

### You Asked, We Listened – SCE.com Will Soon Have a New Look Making it Easy to Find What You Need

Our Web team loves getting your input about what you'd like to see when you visit SCE.com to access information about our services and helpful tools. Your comments are valuable, because they help us design and improve the site to give it the features, functionality, and accessibility you need to suit your energy lifestyle.

In the near future, you'll start noticing enhancements – everything from the way SCE.com looks, to how you navigate, providing you greater ease in locating the exact information you seek.


Check in at [www.sce.com](http://www.sce.com) soon to explore and discover all the latest improvements!

### Accessing Your SCE.com Account is About to Get Easier!

We're in the process of making a change that will simplify the way you to log onto SCE.com. If your current user name isn't already set up to match your primary e-mail address, it soon will be. We're going to make that change for you, so you won't have to create, maintain, and remember a separate user name.

We'll do all the work on our side. You don't have to do anything right now to make this change take effect. After we finish the process of changing your user name, you'll be directed through a few easy steps to complete a quick e-mail address confirmation the next time you log on. After this you're done and ready to start logging on with your primary e-mail address as your user name! It's that simple.

Your new SCE.com user name is coming soon, so stay tuned. This change is designed to help improve your SCE.com experience, and we hope you'll find it makes accessing our services easier.



### Did You Know? SCE Workers May Inspect Electricity Meters at Any Time

From time to time, our field employees are required to access and inspect the operation of Southern California Edison-owned equipment providing your home with electricity service. Our employees can complete their jobs more quickly and safely, with a little cooperation from you.

Keeping the area around the Edison SmartConnect® meter clear of debris, toys, hoses, gardening tools, equipment, overgrown vegetation, and bee or wasp nests will help protect your household members as well as our employees.

## Holiday Safety Reminders

- Do not use decorative lighting with frayed cords and wires, broken fuses or broken light bulbs.
- Do not use staples, nails or tacks to hang electrical cords. These can pierce the protective insulation.
- Use only Underwriters Laboratories (UL) approved lighting and extension cords.
- Plug no more than three strands of lights into each electrical cord/outlet.
- Ensure live trees are well watered and keep electric cords away from tree stands with water pans.
- Never use lighted candles on or near holiday trees or decorations.
- Remember to unplug decorative lights when you leave home and before going to bed.

### Safe Use of Power Cords

- Remove power cords from outlets by pulling the plug, not the cord.
- Avoid kinking, twisting, binding or walking on cords.
- Repair or replace damaged or brittle electrical cords.
- Check appliances to make sure all cords are in good condition.
- Never remove the third prong from a three-pronged plug. The third prong grounds the device and protects from faulty electrical devices.
- Put plastic safety caps in all unused wall outlets.

## The power is right at your fingertips!




The new My Account, enabled by Edison SmartConnect®, gives you a complete online snapshot of your Southern California Edison account. You can access all of your account information, hourly electricity usage details, savings tips and programs that can help you better manage your electric bill.

Here is what you will find under the My Account tab:

- **Balance Due** — See how much you currently owe and when your next bill is due.
- **Projected Next Bill** — View and track your electricity usage before your next bill arrives and eliminate end-of-the-month surprises.
- **Billed Usage / Daily Usage** — Monitor and compare changes in year-over-year electricity costs and see how much electricity you are using on a daily or hourly basis.

Take advantage of all the new features available through My Account. Enroll today at [www.sce.com/MyAccount](http://www.sce.com/MyAccount)

You may also call 1-866-701-7865 for more information.



An EDISON INTERNATIONAL® Company

## DEVOE, DEBBIE / Page 1 of 8

**For billing and service inquiries call 1-800-684-8123,  
24 hrs a day, 7 days a week**

Date bill prepared: Nov 2 '12

22111 W AVENUE E7  
LANCASTER, CA 93536

LEADS

## Your account summary

Amount of your last bill	\$387.75
Past due amount	\$387.75
Your new charges	\$158.18
Late payment charge	\$3.34
<b>Total amount you owe</b>	<b>\$549.27</b>

*To avoid disconnection of your utility service, please pay the past due amount of \$387.75 on or before Nov 21 '12. For assistance or to make a payment, please call Customer Service at 1-800-950-2356. If you are having difficulty paying your bill by the due date, please contact us to discuss an extension that will work with your income schedule. For more information on programs that can help you pay your bill, go to [www.sce.com/billhelper](http://www.sce.com/billhelper).*

Compare the electricity you are using

**For meter 222013-496701 from Oct 1 '12 to Nov 1 '12**  
**Total electricity you used this month in kWh**

784

*Your next meter read will be on or about Dec 4/12*

Paid V  
 you of 11/21  
 set out 11/21  
 818-818  
 \$15

F735C6Q34

(14-574)

**Tear here**

Please return the payment stub below with your payment and make your check payable to Southern California Edison. If you want to pay in person, call 1-800-747-8908 for locations, or you can pay online at [www.sce.com](http://www.sce.com).

**Tear here**

SOUTHERN CALIFORNIA  
EDISON<sup>®</sup>

**An EDISON INTERNATIONAL® Company**

Customer account 2-33-000-1603

Please write this number on your check. Make your check payable to Southern California Edison.

**Total amount you owe \$549.27**

Amount enclosed \$

STMT 11022012 P2 C07 T0168 030468 01 AT 0.3710 B007



DEVOE, DEBBIE

PO BOX 691

LAKE HUGHES, CA 93532-0691

P.O. BOX 600  
ROSEMead, CA 91771-0001

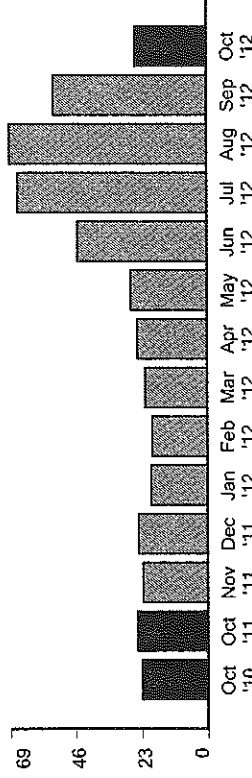
33 000 1603 00000014 0000387750000161520000549272

### Your daily average electricity usage (kWh)

2 Years ago: 23.30

Last year: 24.88

This year: 25.29



### Details of your new charges

Your rate: DOMESTIC

Billing period: Oct 1 '12 to Nov 1 '12 (31 days)

#### Delivery charges

Basic charge	31 days x \$0.02900	\$0.90
Energy-Winter		
Tier 1 (within baseline)	329 kWh x \$0.04442	\$14.61
Tier 2 (up to 30%)	99 kWh x \$0.07478	\$7.40
Tier 3 (31% to 100%)	230 kWh x \$0.17094	\$39.32
Tier 4 (101% to 200%)	126 kWh x \$0.20594	\$25.95
DWR bond charge	784 kWh x \$0.00513	\$4.02

**Your Delivery charges include:**

- \$8.69 transmission charges
- \$54.75 distribution charges
- \$0.12 nuclear decommissioning charges
- \$11.28 conservation incentive adjustment
- \$11.61 public purpose programs charge
- \$1.55 new system generation charge

#### Generation charges

DWR	784 kWh x -\$0.00463	-\$3.63
SCE		
Energy-Winter		
Tier 1 (within baseline)	329 kWh x \$0.07983	\$26.26
Tier 2 (up to 30%)	99 kWh x \$0.07983	\$7.90
Tier 3 (31% to 100%)	230 kWh x \$0.07983	\$18.36
Tier 4 (101% to 200%)	126 kWh x \$0.07983	\$10.06

**Your Generation charges include:**

- \$0.97 competition transition charge
- Your overall energy charges include:**
- \$1.37 franchise fees

#### Additional information:

- Service voltage: 240 volts
- Your winter baseline allowance: 328.6 kWh

**Your new charges**

Subtotal of your new charges	\$151.15
Los Angeles Co UUT	\$6.80
State tax	\$0.23
<b>Your new charges</b>	<b>\$158.18</b>

### Average cost per kilowatt hour

Tier 1	Tier 2	Tier 3	Tier 4	Tier 5
\$0.13	\$0.16	\$0.26	\$0.29	\$0.33

329 kWh 99 kWh 230 kWh 126 kWh

### Understanding Your Bill...

Your usage for this billing period falls in the fourth tier. Energy usage is based upon a tiered structure. For most customers, the price you pay per kilowatt hour increases as you use more energy. The average cost per kilowatt hour (kWh) figures in the chart to the left are based on averages. Actual prices may vary. For more information visit [www.sce.com/tier](http://www.sce.com/tier).



Please visit us at [www.sce.com](http://www.sce.com)

Southern California Edison Company  
2244 Walnut Grove Avenue  
Rosemead, CA 91770

**NOTICE OF PUBLIC PARTICIPATION HEARINGS  
REGARDING PROPOSED RATE CHANGES BY  
SOUTHERN CALIFORNIA EDISON COMPANY (SCE)  
Application (A.) 11-03-014, et al.**

The California Public Utilities Commission (CPUC) would like to hear from you! Public Participation Hearings (PPH's) on Phase 2 of the CPUC Smart Meter Opt-Out proceedings are being held at various locations throughout California and will be facilitated by a CPUC Administrative Law Judge. The dates, times and locations of the PPH's are listed below:

Date and Time	Location
December 14, 2012 3:00 p.m.	County Administration Building Board Hearing Room 105 East Anapamu Street, 4th Floor Santa Barbara, CA 93101
December 17, 2012 6:00 p.m.	Junipero Serra State Office Building Carmel Room - Auditorium 320 West 4th Street, 1st Floor Los Angeles, CA 90013
December 18, 2012 6:00 p.m.	San Clemente Community Center Ole Hanson Fireside Room 100 N. Calle Seville San Clemente, CA 92672

The purpose of the PPH is to accept public comment from electric utility customers regarding the Phase 2 issues of the CPUC Smart Meter Opt-Out proceeding. These Phase 2 issues include:

- 1) Should more than one opt-out option be offered to customers who do not wish to have a wireless SmartMeter (e.g., a digital, non-communicating meter)? Should different fees be assessed based on the type of opt-out meter selected by the customer and, if so, what is an appropriate level for such fees?
- 2) Should all costs associated with the opt-out option be paid by only those customers electing the option, or should some portion of these costs be allocated to all ratepayers and/or to utility shareholders?
- 3) What fees should be assessed on customers who elect the opt-out option and should the fees be assessed on a per meter or per location basis?
- 4) Should there be an "exit fee" imposed on customers who elect the opt-out option and later return to a wireless SmartMeter?
- 5) Should the opt-out option be extended to local governments and communities?

SCE Representatives will be present at each site listed above to assist with individual customer concerns.

**BACKGROUND**

On February 1, 2012, the Commission issued Decision (D.) 12-02-014, which modified PG&E's SmartMeter Program to include an option for those residential customers who did not wish to have a wireless smart meter (as used in this proceeding, a wireless smart meter is a digital electric or gas meter that transmits customer usage data through radio transmission). Similar decisions were issued for SDG&E in D.12-04-019 and for SCE in D.12-04-018 (D.12-02-014, D.12-04-018 and D.12-04-019 are collectively referred to as the "Opt-Out Decisions"). The Opt-Out Decisions adopted interim fees for those customers electing to participate in the opt-out option and directed that a separate phase be initiated to consider cost and cost allocation issues associated with opt-out options. The decisions also directed that the second phase consider whether the opt-out option should be extended to communities, such as local governments and residents of apartment buildings or condominium complexes.

On June 8, 2012, CPUC Assigned Commissioner, Michael Peevey, issued a Ruling adding this required separate phase -- Phase 2 -- to the smart meter opt-out proceedings.

**SCE's PROPOSED RATE CHANGE**

SCE projects that its Opt-Out Program will require approximately \$21 million in revenue (\$15.010 million in operations & maintenance expenses and \$5.979 million in capital expenditures) over the 2012 through 2014 period, and requests CPUC approval to recover 100 percent of this forecasted revenue requirement through opt-out fees.

SCE proposes to recover the incremental costs associated with the Opt-Out Program from those residential customers exercising the option. The proposal includes an initial fee and monthly charges. These costs include the labor associated with the removal of the opt-out meter and the installation of the

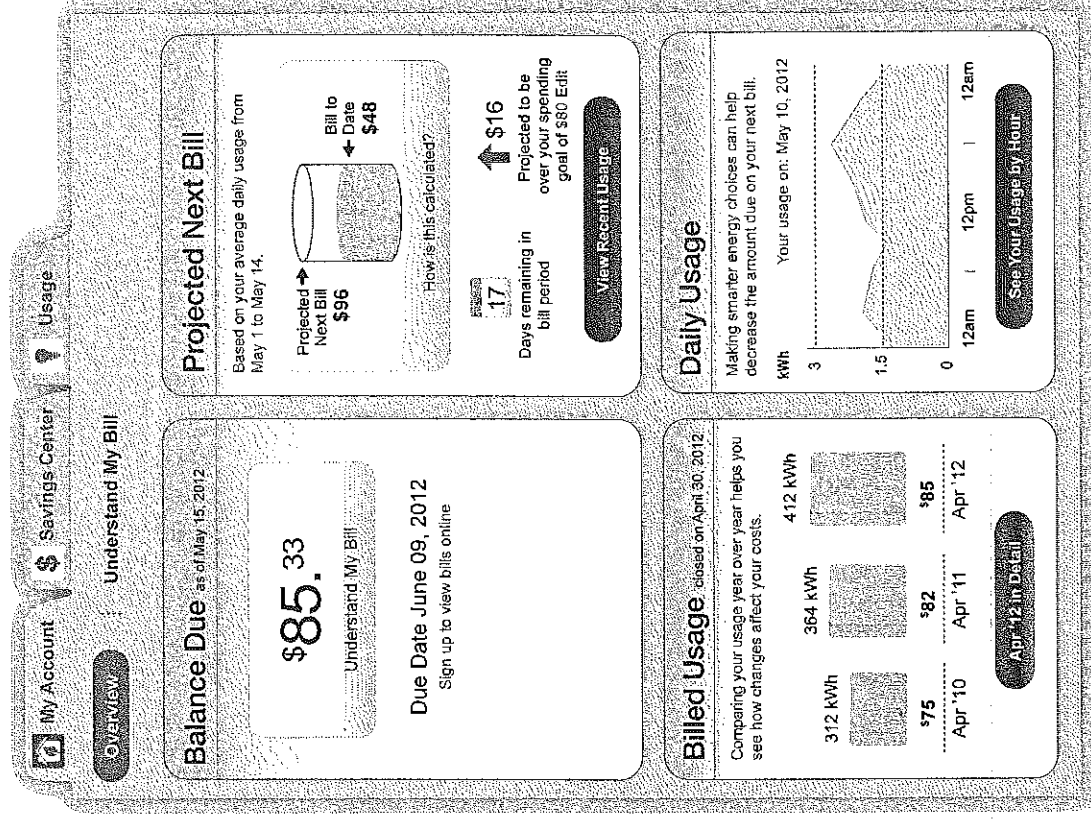
*Continued on back*

## Privacy Notice

SCE protects your privacy, data and energy usage information. We never sell your information. Your information will be shared only if needed to provide you with utility services, or as required by law or authorized by you. For more information, please visit [www.sce.com/privacynotice](http://www.sce.com/privacynotice).

Please visit us at [www.sce.com](http://www.sce.com)

## Check it out! Introducing The New My Account



As a valued customer of Southern California Edison (SCE), you have had access to online services such as Paperless Billing and Online Payment through SCE's My Account.

### Now, SCE's My Account just got better!

Enabled by Edison SmartConnect<sup>®</sup>, the new My Account gives you access to even more ways to help you control and manage your summer electricity use.

Here are some of the things you now have access to online:

- Sign up for **Budget Assistant** to select monthly electricity spending goals and receive weekly alerts on how you are tracking.
- Sign up for **Save Power Day Incentive Alerts** and receive advanced notifications on when to reduce your electricity usage to help lower your bill.
- View your **Projected Next Bill** to see an estimate of how much your next monthly electric bill will be. And with **Bill-to-Date**, learn how much you've been charged for electricity within your current billing cycle.

You may call 1-866-701-7865 for more information or

Visit [www.sce.com/MyAccount](http://www.sce.com/MyAccount)



P.O. Box 600  
Rosemead, CA  
91771-0001  
www.sce.com

# Your electricity bill

An EDISON INTERNATIONAL® Company

DEVOE, DEBBIE / Page 1 of 6

For billing and service inquiries call 1-800-684-8123,  
24 hrs a day, 7 days a week

Date bill prepared: Oct 2 '12

Customer account 2-33-000-1603

Service account 3-035-9995-69  
22111 W AVENUE E7  
LANCASTER, CA 93536

Rotating outage Group A028

## Your account summary

Amount of your last bill	\$503.14
Payment we received on Sep 21 '12 - thank you	-\$153.14
Payment we received on Sep 21 '12 - thank you	-\$350.00
Balance forward	\$0.00
Your new charges	\$383.42
Late payment charge	\$4.33
<b>Total amount you owe by Oct 22 '12</b>	<b>\$387.75</b>



## Compare the electricity you are using

For meter 222013-496701 from Aug 30 '12 to Oct 1 '12  
Total electricity you used this month in kWh

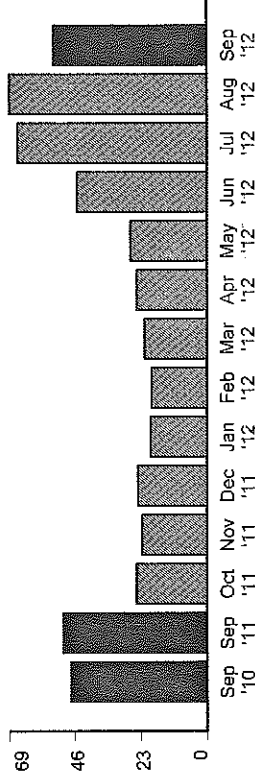
1,720

Your next meter read will be on or about Nov 1 '12.

## Your daily average electricity usage (kWh)

2 Years ago: 47.69 Last year: 50.48

This year: 53.75



(14-574)

Tear here



SOUTHERN CALIFORNIA  
EDISON®

An EDISON INTERNATIONAL® Company

Customer account 2-33-000-1603

Please write this number on your check. Make your  
check payable to Southern California Edison.

Please return the payment stub below with your payment and make your check payable to Southern California Edison.  
If you want to pay in person, call 1-800-747-8908 for locations, or you can pay online at www.sce.com.

Amount due by Oct 22 '12

Amount enclosed

\$387.75

STMT 10022012 P2 C08 T0167 030185 01 AT 0.3710 B007



DEVOE, DEBBIE  
PO BOX 691  
LAKE HUGHES, CA 93532-0691

P.O. BOX 600  
ROSEMEAD, CA 91771-0001

33 000 1603 000000016 0000000000000387750000038775

## Details of your new charges

Your rate: DOMESTIC

Billing period: Aug 30 '12 to Oct 1 '12 (32 days)

### Delivery charges

Basic charge	32 days x \$0.02900	\$0.93
Energy-Summer		
Tier 1 (within baseline)	515 kWh x \$0.04442	\$22.88
Tier 2 (up to 30%)	155 kWh x \$0.07478	\$11.59
Tier 3 (31% to 100%)	361 kWh x \$0.16348	\$59.02
Tier 4 (101% to 200%)	515 kWh x \$0.19848	\$102.22
Tier 5 (more than 200%)	174 kWh x \$0.23348	\$40.63
DWR bond charge	1,720 kWh x \$0.00513	\$8.82

**Your Delivery charges include:**

- \$14.99 transmission charges
- \$119.09 distribution charges
- \$0.26 nuclear decommissioning charges
- \$73.73 conservation incentive adjustment
- \$25.39 public purpose programs charge
- \$3.38 new system generation charge

### Generation charges

DWR		
DWR energy credit	1,720 kWh x -\$0.00463	-\$7.96
SCE		

**Your Generation charges include:**

- \$2.13 competition transition charge

### Energy-Summer

Tier 1 (within baseline)	515 kWh x \$0.07983	\$41.11
Tier 2 (up to 30%)	155 kWh x \$0.07983	\$12.37
Tier 3 (31% to 100%)	361 kWh x \$0.07983	\$28.82
Tier 4 (101% to 200%)	515 kWh x \$0.07983	\$41.11
Tier 5 (more than 200%)	174 kWh x \$0.07983	\$13.89

**Your PTR participation summary include:**

- Customer Specific Reference Level for Aug 31 '12: 12.53 kWh
- Peak Time kWh for Aug 31 '12: 4.33 kWh
- Customer Specific Reference Level for Sep 7 '12: 12.12 kWh
- Peak Time kWh for Sep 7 '12: 7.89 kWh
- Customer Specific Reference Level for Sep 10 '12: 12.12 kWh
- Peak Time kWh for Sep 10 '12: 13.13 kWh

### PTR participation

PTR credit Aug 31 '12	8 kWh x -\$0.75000	-\$6.00
PTR credit Sep 7 '12	4 kWh x -\$0.75000	-\$3.00

### Subtotal of your new charges

Los Angeles Co UUT	\$366.43 x 4.50000%	\$16.49
State tax	1,720 kWh x \$0.00029	\$0.50

### Your new charges

**\$383.42**

**Your overall energy charges include:**

- \$3.32 franchise fees

### Additional information:

- Service voltage: 240 volts
- Your summer baseline allowance: 515.2 kWh

### Average cost per kilowatt hour

Tier 1	Tier 2	Tier 3	Tier 4	Tier 5
\$0.13	\$0.16	\$0.25	\$0.28	\$0.32
515 kWh	155 kWh	361 kWh	515 kWh	174 kWh

### Understanding Your Bill...

Your usage for this billing period falls in the fifth tier. Energy usage is based upon a tiered structure. For most customers, the price you pay per kilowatt hour increases as you use more energy. The average cost per kilowatt hour (kWh) figures in the chart to the left are based on averages. Actual prices may vary. For more information visit [www.sce.com/tier](http://www.sce.com/tier).



Please visit us at [www.sce.com](http://www.sce.com)

## SOUTHERN CALIFORNIA EDISON'S ELECTRIC RATE OPTIONS

Para solicitar una copia en español de esta notificación, por favor escriba a:

**Southern California Edison**  
P.O. Box 800, G.O. 1, Quad 4A  
Rosemead, CA 91770  
a la atención de Comunicaciones Corporativas, o visita  
[www.sce.com/avisos](http://www.sce.com/avisos)

### **Below are brief descriptions of various rate options for Southern California Edison's (SCE) residential customers.**

SCE provides these descriptions to help customers understand what rate options are available to help manage monthly electric bills. Your current rate is listed on your electric bill. Your bill separates the costs of generation and costs related to the delivery of electricity. The charges for generation include costs related to the operation of SCE's electric generating plants, plus the cost of purchasing power from other sources. California Department of Water Resources (DWR) obtained electricity on behalf of SCE. SCE has repaid the cost of the associated contracts and is now returning the cash reserves held to support the contracts through the DWR Energy Credit. The credit will end once the reserves are fully repaid to customers. Eligibility requirements, terms and conditions apply and may vary for each rate schedule. Please refer to SCE's Tariff Books for a complete list of terms and conditions of service at [www.sce.com/tariffbooks](http://www.sce.com/tariffbooks).

For complete details and specific pricing, please visit [www.sce.com/rateoptions](http://www.sce.com/rateoptions), or call us at 1-800-655-4555 to see if you qualify for one of the energy and money-saving rates below.

### **RATE SCHEDULES**

**Domestic (D):** This rate schedule serves domestic customers and is applicable to those who are individually-metered by SCE and who live in single-family dwellings (houses, townhouses, condominiums, apartments, rental units, manufactured houses or mobile homes). Schedule D has a lower energy rate for all electricity used up to the Baseline\* amount. Energy used up to this point is considered Tier 1. Electricity used above Baseline (Tier 2 through Tier 5) is priced higher. Schedule D also has a daily "basic charge" that is independent of the energy charges, and covers a portion of costs for services such as meter reading and customer billing.

\* Baseline - refers to a specific amount of energy allocated to residential customers that is charged at a lower price than energy used in excess of that amount. California's regulated energy utilities are mandated to allocate a Baseline quantity to each residential customer, based upon that customer's geographic area, the season (winter or summer), and whether the customer has a single source of energy (i.e., if customer's home is "all electric") or a combination of gas and electric ("basic" service). The electricity consumed each month is priced across five tiers. Energy usage in Tier 1 is charged at the lowest possible rate, or Baseline rate. As usage increases and moves into Tiers 2, 3, 4 and 5, the price for energy in each tier is charged at a higher rate. Customers can check the "Details of Your New Charges" section of their bills to see what tier their usage falls into each month.

**Medical Baseline** is an additional allowance of kilowatt hours

(kWh) charged at the Baseline rate, and is available to customers or their household members who require the regular use of electrical life support or essential medical equipment, or have a qualifying illness. The standard Medical Baseline allocation is 16.5 kWh per day, in addition to the daily Baseline allocation residential customers receive.

**Schedule D customers may be eligible for other pricing options that could further lower their electric bills, such as: Residential Summer Discount Plan (Base) and D-APS-E (Enhanced):** (D-APS and D-APS-E are closed to new customer enrollments as of December 1, 2011. Customers enrolled in D-APS and D-APS-E are being transitioned to D-SDP). These options offer qualifying customers a credit on their bills during summer months for allowing SCE to temporarily shut off their central air conditioner compressor, without advance notice, for a limited number of times during the summer season. Customers allow SCE access to their properties to install remotely controlled devices on their air conditioning units. Customers on the following rate schedules are ineligible: DM, DMS-1, DMS-2, DMS-3, DS, or PCT. Customers who receive a medical baseline allocation for air conditioning are not eligible, and customers participating in SCE's Net Energy Metering (NEM) program may not receive the full summer season credit on the Summer Discount Plan if the amount of energy generated is more than the amount of energy used.

**Domestic Summer Discount Plan (D-SDP):** This plan is applicable to domestic service customers residing in individually-metered, single-family accommodations with central air conditioning, in which a portion of the customer's electrical load is subject to disconnection, as initiated by an SDP Event Trigger, from SCE's service by SCE through a direct load control device, with or without optional customer-controlled override capabilities. This plan is not applicable to customers receiving a Medical Baseline Allocation for air conditioning, or to customers on the following rate schedules: D-APS, D-APS-E, DM, DMS-1, DMS-2, DMS-3, DS, or PCT. To participate in this plan, customers must have an appropriate SCE direct load control device installed, programmed, and activated.

**Domestic - California Alternate Rates for Energy (Schedule D-CARE):** This program provides reduced rates for income-qualified customers. Schedule D-CARE rates are on average 20 percent lower than rates contained in Schedule D. Household income must be at or less than the CARE income guidelines, defined as 200 percent of the Federal Poverty Guidelines. Qualifying income guidelines are shown on the CARE application. This rate may also be applicable with other residential rate schedules.

**Domestic - Family Electric Rate Assistance (FERA):** This program offers a discounted rate to income-qualified households. There must be a minimum of three or more persons residing in a household and the total household income must be at or less than 250 percent of the Federal Poverty Guidelines. Tier 3 kWh usage (usage exceeding baseline by 131 percent or more) will be billed at Tier 2 rates. Qualifying income guidelines are shown on the FERA application. FERA is not available to CARE customers.

**High Winter-Season/Low Summer-Season Usage - Domestic Seasonal (DS):** This rate provides a discount to residential



P.O. Box 600  
Rosemead, CA  
91771-0001  
www.sce.com

# Your electricity bill

DEVOE, DEBBIE / Page 1 of 6

For billing and service inquiries call 1-800-684-8123,  
24 hrs a day, 7 days a week

Date bill prepared: Aug 31 '12

Customer account 2-33-000-1603

Service account 3-035-9995-69  
22111 W AVENUE E7  
LANCASTER, CA 93536

Rotating outage Group A028

## Your account summary

Amount of your last bill	\$475.55
Payment we received on Aug 21 '12 - thank you	-\$475.55
Balance forward	\$0.00
Your new charges	\$503.14
<b>Total amount you owe by Sep 19 '12</b>	<b>\$503.14</b>



## Compare the electricity you are using

Your current read for meter 222013-496701 - Aug 30 '12 09079  
Your previous read - Aug 1 '12 - 07072  
**Total electricity you used this month in kWh 2,007**

Your next meter read will be on or about Oct 1 '12.

## Your daily average electricity usage (kWh)



\* No data available

(14-574)

Tear here

Tear here




Customer account 2-33-000-1603  
Please write this number on your check. Make your  
check payable to Southern California Edison.

Please return the payment stub below with your payment and make your check payable to Southern California Edison.  
If you want to pay in person, call 1-800-747-8908 for locations, or you can pay online at www.sce.com.

Amount due by Sep 19 '12 **\$503.14**

Amount enclosed \$

STMT 08312012 P2 C08 T0168 030716 01 AT 0.3710 B007



DEVOE, DEBBIE  
PO BOX 691  
LAKE HUGHES, CA 93532-0691

P.O. BOX 600  
ROSEMEAD, CA 91771-0001

33 000 1603 000000010 000000000000503140000050314

## Details of your new charges

Your rate: DOMESTIC

Billing period: Aug 1 '12 to Aug 30 '12 (29 days)

### Delivery charges

Basic charge	29 days x \$0.02900	\$0.84
Energy-Summer		
Tier 1 (within baseline)	467 kWh x \$0.04442	\$20.74
Tier 2 (up to 30%)	140 kWh x \$0.07478	\$10.47
Tier 3 (31% to 100%)	327 kWh x \$0.16348	\$53.46
Tier 4 (101% to 200%)	467 kWh x \$0.19848	\$92.69
Tier 5 (more than 200%)	606 kWh x \$0.23348	\$141.49
DWR bond charge	2,007 kWh x \$0.00513	\$10.30

**Your Delivery charges include:**

- \$17.49 transmission charges
- \$138.71 distribution charges
- \$0.30 nuclear decommissioning charges
- \$129.12 conservation incentive adjustment
- \$29.62 public purpose programs charge
- \$3.95 new system generation charge

### Generation charges

DWR		
DWR energy credit	2,007 kWh x -\$0.00463	-\$9.29
SCE		

**Your Generation charges include:**

- \$2.49 competition transition charge

### Energy-Summer

Tier 1 (within baseline)	467 kWh x \$0.07983	\$37.28
Tier 2 (up to 30%)	140 kWh x \$0.07983	\$11.18
Tier 3 (31% to 100%)	327 kWh x \$0.07983	\$26.10
Tier 4 (101% to 200%)	467 kWh x \$0.07983	\$37.28
Tier 5 (more than 200%)	606 kWh x \$0.07983	\$48.38

**Your overall energy charges include:**

- \$4.36 franchise fees

### Additional information:

- Service voltage: 240 volts
- Your summer baseline allowance: 466.9 kWh

Subtotal of your new charges	\$480.92
Los Angeles Co UUT	\$21.64
State tax	\$0.58
<b>Your new charges</b>	<b>\$503.14</b>

### Average cost per kilowatt hour

	Tier 1	Tier 2	Tier 3	Tier 4	Tier 5
	\$0.13	\$0.16	\$0.25	\$0.28	\$0.32
467 kWh		140 kWh	327 kWh	467 kWh	606 kWh

### Understanding Your Bill...

Your usage for this billing period falls in the fifth tier. Energy usage is based upon a tiered structure. For most customers, the price you pay per kilowatt hour increases as you use more energy. The average cost per kilowatt hour (kWh) figures in the chart to the left are based on averages. Actual prices may vary. For more information visit [www.sce.com/tier](http://www.sce.com/tier).

## Things you should know

### LEARN TIPS TO KEEP COOL THIS SUMMER...

Visit the SCE booth at the Los Angeles County Fair to learn tips on how to stay cool this summer & take control of your energy bill. Bring in a recent copy of your SCE bill to receive a free gift while supplies last.

## Understanding EMF (ELECTRIC AND MAGNETIC FIELDS)

Questions have been raised about the possible health effects of 60-hertz (power frequency) electric and magnetic fields (EMF<sup>1</sup>), which are found wherever you have electric power. This article contains information that will help you understand the EMF issue, plus practical tips you can use if you want to reduce your exposure at home and at work.

### Can EMF Harm Your Health?

Electric and magnetic fields are present wherever electricity flows—around appliances and power lines, and in offices, schools and homes. Many researchers believe that if there is a risk of adverse health effects from usual residential exposures to EMF, it is probably just at the detection limit of human health studies; nonetheless, the possible risk warrants further investigation. The varying results from epidemiological studies, which looked at estimated EMF exposures and childhood leukemia, are consistent with a weak link. Laboratory studies, including studies investigating a possible mechanism for health effects (mechanistic studies), provide little or no evidence to support this weak link.

The results from many research studies have been evaluated by international, national and California EMF research programs to determine whether EMF poses any health risk. Given the uncertainty of the issue, the medical and scientific communities have been unable to conclude that usual residential exposures to EMF cause health effects, or to establish any standard or level of residential exposure that is known to be either safe or harmful. These conclusions remain unchanged by recent studies.

### World Health Organization Findings

The World Health Organization (WHO) completed a review of the potential health implications of extremely low frequency (ELF) EMF, which includes power-frequency fields. Their conclusions and recommendations were presented in June 2007 in a report known as the Extremely Low Frequency Fields, Environmental Health Criteria Monograph No. 238.

The WHO report concluded that evidence for a link between ELF magnetic fields and childhood leukemia "is not strong enough to be considered causal but sufficiently strong to remain a concern." "Virtually all of the laboratory evidence and the mechanistic evidence fail to support" this reported association. For all other diseases, there is inadequate or no evidence of health effects at low exposure levels.

The report emphasized that, given the weakness of the evidence for health effects, the health benefits of exposure reduction are unclear and adopting policies based on arbitrary low exposure limits is not warranted. In light of this situation, WHO made these and other recommendations:

- ♦ National authorities should implement communication programs with all stakeholders to enable informed decision-making, including how individuals can reduce their own exposure.
- ♦ Policy makers and community planners should implement very low-cost measures to reduce exposures when constructing new facilities and designing new equipment, including appliances.
- ♦ Policy makers should establish guidelines for ELF field exposure for both the general public and workers. The best source of guidance for both exposure levels and the principles of scientific review are the international guidelines.
- ♦ Government and industry should promote research to reduce the uncertainty of the scientific evidence on the health effects of ELF field exposure. Several recommended research projects are already under way through the Electric Power Research Institute, of which SCE is a member.

To view the full report and a fact sheet summarizing it, visit

[www.who.int/peh-emf/publications/elf\\_etc/en/index.html](http://www.who.int/peh-emf/publications/elf_etc/en/index.html)  
[www.who.int/mediacentre/factsheets/fs322/en/index.html](http://www.who.int/mediacentre/factsheets/fs322/en/index.html)

### What You Can Do

In a situation of scientific uncertainty and public concern, WHO recommended that utilities explore "very low-cost" ways to reduce EMF exposure from new or upgraded facilities. SCE and other California public utilities have been pursuing no-cost and low-cost measures to reduce EMF levels from new utility transmission lines and substation projects. You, too, may want to take no-cost and low-cost measures to reduce your EMF exposure at home and at work.

Human studies have not produced a consensus about any health benefits from changing the way people use electric appliances. But, if you feel reducing your EMF exposure would be beneficial, you can increase your distance from electric appliances and/or limit the amount of time you use appliances at home or at work.

Magnetic Fields at Home (Measurements are in milligauss.)				
	1.2" away	12" away	36" away	
Microwave Oven	750 to 2,000	40 to 80	3 to 8	
Clothes Washer	8 to 400	2 to 30	0.1 to 2	
Electric Range	60 to 2,000	4 to 40	0.1 to 1	
Compact Fluorescent Bulb	0 to 32.8	0 to 0.1	0	
Hair Dryer	60 to 20,000	1 to 70	0.1 to 3	
LCD/Plasma TV	1.1 to 73.6	0 to 2.5	0 to 2.2	

Source: Adapted from Gauger 1985 & EPA Appliance Measurement Study 2010.

### Magnetic Fields Outside

(Maximum values may be lower for some California utilities.)

Distribution Lines	1 to 80 milligauss under the line
Transmission Lines	1 to 300 milligauss edge of right-of-way

For instance, you can place phone answering machines and electric clocks away from the head of your bed. Increasing your distance from these and other appliances such as televisions, computer monitors and microwave ovens can reduce your EMF exposure.

You can also reduce your EMF exposure by limiting the time you spend using personal appliances such as hair dryers, electric razors, heating pads and electric blankets. You may also want to limit the time you spend using electric cooking appliances.

You can locate the sources of EMF in your work environment, and spend break time in lower-field areas.

It is not known whether such actions will have any impact on your health.

### Additional Information Is Available

SCE provides free EMF information packages and home/business measurements upon request. We also invite you to attend a workshop on EMF at our EMF Education Center located in Irwindale. For any of these services, please call us at 1-800-200-4SCE. Additional information is also available at these links:

EMF Basics:

[www.who.int/peh-emf/about/WhatIsEMF/en/](http://www.who.int/peh-emf/about/WhatIsEMF/en/)  
[www.niehs.nih.gov/health/assets/docs\\_p\\_z/emf-02.pdf](http://www.niehs.nih.gov/health/assets/docs_p_z/emf-02.pdf)

World Health Organization International EMF Project:

[www.who.int/peh-emf/en/](http://www.who.int/peh-emf/en/)

National Institute of Environmental Health Sciences:

[www.niehs.nih.gov/health/topics/agents/emf/](http://www.niehs.nih.gov/health/topics/agents/emf/)

California Department of Health Services:

[www.cdph.ca.org/emf/](http://www.cdph.ca.org/emf/)

California Public Utilities Commission:

[www.cpuc.ca.gov/PUC/energy/Environment/ElectroMagneticFields/action.htm](http://www.cpuc.ca.gov/PUC/energy/Environment/ElectroMagneticFields/action.htm)

Campos Eléctricos y Magnéticos (EMF): Si desea recibir información en español, comuníquese con SCE al 1-800-441-2233.

Reviewed by: California Public Utilities Commission (CPUC)

\*The term EMF in this publication refers to extremely low frequency (ELF) 60-hertz electric and magnetic fields associated with power delivered by electric utilities. It does not refer to radio frequency (RF) waves associated with wireless communications such as cell phones.





An EDISON INTERNATIONAL® Company

P.O. Box 600  
Rosemead, CA  
91771-0001  
www.sce.com

Your electricity bill

DEVOE, DEBBIE / Page 1 of 6

For billing and service inquiries call 1-800-684-8123,  
24 hrs a day, 7 days a week

Date bill prepared: Aug 2 '12

Customer account 2-33-000-1603

Service account 3-035-9995-69  
22111 W AVENUE E7  
LANCASTER, CA 93536

Rotating outage Group A028

## Your account summary

Amount of your last bill \$308.19  
Payment we received on Jul 23 '12 - thank you -\$308.19  
Balance forward \$0.00  
Your new charges \$475.55  
**Total amount you owe by Aug 21 '12 \$475.55**



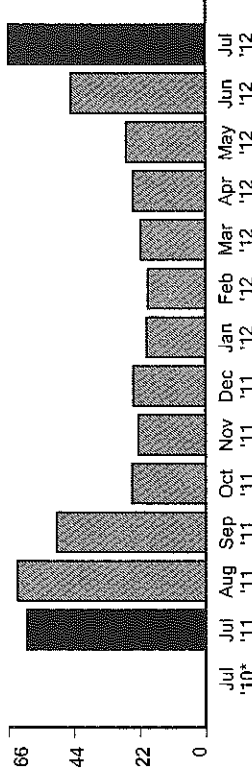
## Compare the electricity you are using

Your current read for meter 222013-496701 - Aug 1 '12 07072  
Your previous read - Jul 3 '12 -05144  
Total electricity you used this month in kWh 1,928

Your next meter read will be on or about Aug 30 '12.

## Your daily average electricity usage (kWh)

2 Years ago: N/A Last year: 60.44 This year: 66.48



\* No data available

Please return the payment stub below with your payment and make your check payable to Southern California Edison.  
If you want to pay in person, call 1-800-747-8908 for locations, or you can pay online at www.sce.com.

(14-574)

Tear here

Tear here



Customer account 2-33-000-1603  
Please write this number on your check. Make your  
check payable to Southern California Edison.

Amount due by Aug 21 '12

\$475.55

Amount enclosed

\$

STMT 08022012 P2 C07 T0167 030616 01 AT 0.3710 B007

DEVOE, DEBBIE

PO BOX 691  
LAKE HUGHES, CA 93532-0691

P.O. BOX 600  
ROSEMEAD, CA 91771-0001

33 000 1603 000000018 0000000000000475550000047555

## Details of your new charges

Your rate: DOMESTIC

Billing period: Jul '3 '12 to Aug 1 '12 (29 days)

### Delivery charges

Basic charge	29 days x \$0.02900	\$0.84
Energy-Summer		
Tier 1 (within baseline)	467 kWh x \$0.04342	\$20.28
Tier 2 (up to 30%)	140 kWh x \$0.07256	\$10.16
Tier 3 (31% to 100%)	327 kWh x \$0.15962	\$52.20
Tier 4 (101% to 200%)	467 kWh x \$0.19462	\$90.89
Tier 5 (more than 200%)	527 kWh x \$0.22962	\$121.01
DWR bond charge	1,928 kWh x \$0.00513	\$9.89

### Your Delivery charges include:

- \$16.81 transmission charges
- \$128.69 distribution charges
- \$0.17 nuclear decommissioning charges
- \$116.63 conservation incentive adjustment
- \$28.40 public purpose programs charge
- \$4.21 new system generation charge

### Generation charges

DWR		
DWR energy credit	1,928 kWh x -\$0.00463	-\$8.93
SCE		

### Your Generation charges include:

- \$7.44 competition transition charge

### Energy-Summer

Tier 1 (within baseline)	467 kWh x \$0.08205	\$38.32
Tier 2 (up to 30%)	140 kWh x \$0.08205	\$11.49
Tier 3 (31% to 100%)	327 kWh x \$0.08205	\$26.83
Tier 4 (101% to 200%)	467 kWh x \$0.08205	\$38.32
Tier 5 (more than 200%)	527 kWh x \$0.08205	\$43.24

### Your overall energy charges include:

- \$4.12 franchise fees

### Additional information:

- Service voltage: 240 volts
- Your summer baseline allowance: 466.9 kWh

Subtotal of your new charges	\$454.54 x 4.50000%	\$454.54
Los Angeles Co UUT		\$20.45
State tax	1,928 kWh x \$0.00029	\$0.56
<b>Your new charges</b>		<b>\$475.55</b>

## Average cost per kilowatt hour

Tier 1	Tier 2	Tier 3	Tier 4	Tier 5
\$0.13	\$0.16	\$0.25	\$0.28	\$0.32
467 kWh	140 kWh	327 kWh	467 kWh	527 kWh

### Understanding Your Bill...

Your usage for this billing period falls in the fifth tier. Energy usage is based upon a tiered structure. For most customers, the price you pay per kilowatt hour increases as you use more energy. The average cost per kilowatt hour (kWh) figures in the chart to the left are based on averages. Actual prices may vary. For more information visit [www.sce.com/tier](http://www.sce.com/tier).

## Things you should know

### LEGAL NOTICES...

View current and past notices and other important information online at [www.sce.com/notices](http://www.sce.com/notices).

### LEARN TIPS TO KEEP COOL THIS SUMMER...

Visit the SCE booth at the Orange, Ventura and Los Angeles County Fairs to learn tips on how to stay cool this summer & take control of your energy bill. Bring in a recent copy of your SCE bill to receive a free gift while supplies last.

### You may notice a change in your billing statement...

Effective 8/1/2012, the billing rates used to calculate your bill have been modified. You may notice the recurring line items in the "Details of New Charges" section which reflects the bill calculation before and after the rate change. The first line item reflects the rates prior to 8/1/2012 and the second line item reflects the rates after 8/1/2012. For more information, please visit [www.sce.com/bill\\_change](http://www.sce.com/bill_change).

Please visit us at [www.sce.com](http://www.sce.com)

## Health and Safety Tips for Temperature-Sensitive Customers

Extreme hot weather may be harmful to people who are in poor health or those who are sensitive to high temperatures. Here are steps you can take to avoid heat-related illness this summer, should you be without air conditioning:

To help you stay cool in hot weather:

- ◆ Take a cool shower or bath.
- ◆ Wear lightweight, loose, light-colored clothing and a head covering.
- ◆ Stay out of direct sunlight, limit outdoor activity to covered or shaded areas.
- ◆ Drink plenty of water to stay hydrated.
- ◆ Visit an air-conditioned movie theatre, mall, library or a community center.
- ◆ Visit friends or family whose homes are air-conditioned and are located in areas not affected by severe weather or rotating outages.

### What to Do During Rotating Outages?

A rotating outage is a temporary electricity outage, designed to last no more than one hour, to help protect the integrity of the overall electric system. You can prepare for rotating outages by planning ahead. Your rotating outage group number is located at the top of your bill. Customers in rotating outage group N001 (or "Exempt") are normally not subject to rotating outages.

SCE strongly encourages you to be prepared for summer heat waves and potential outages. Power outages, regardless of their cause, can occur at any time. Since we cannot guarantee uninterrupted service to our customers, it is important that your emergency plan includes having sufficient standby battery power or a back-up portable unit available to power any in-home medical equipment you may have. If you have back-up power generation, we recommend you test it each month to ensure it is ready in case of a power interruption.

### Cooling Stations

Customers who are temperature-sensitive may find it more comfortable to visit one of our "Cooling Stations" if rotating outages impact their residences. Cooling Stations are air-conditioned facilities providing temporary relief from the extreme heat. These facilities are normally exempt from rotating outages and are open to the public.

For a list of Cooling Stations, visit [www.sce.com/planahead](http://www.sce.com/planahead) and click on Volunteer Cooling Station Locations. Or, call 1-800-655-4555 to obtain a list of Cooling Stations in your area.

### Cool Centers

SCE also has facilities called "Cool Centers" designed to provide residential customers with safe, air-conditioned locations to visit so that they can save energy and money by not running their own cooling systems at home. These centers may be especially helpful for residential customers who are income-qualified, seniors or those with special needs. Cool Centers are open from June 1 through October 15. To find a center near you, visit [www.sce.com/coolcenters](http://www.sce.com/coolcenters)

### Advance Notification of a Rotating Outage

When possible, SCE will provide advance notice of a rotating outage via an automated telephone message to residential customers, or to someone in a customer's household who files an application certifying that his or her health is at risk when he or she is exposed to extreme temperatures.

Note: If you already participate in SCE's Medical Baseline program, you are automatically enrolled, so you do not need to complete this application form. Medical Baseline program participants receive advance notification, whenever possible, of rotating power outages that may affect them.

To sign up for advance notification, visit [www.sce.com/planahead](http://www.sce.com/planahead) and click on Extreme Temperature Sensitivity notification service to download the application. Or, call 1-800-655-4555 to request one. The return address is shown on the application.

Upon receipt of your application, SCE will place your name on a calling list to receive advance notice, whenever practical, if a rotating outage is anticipated in your area. This service will be provided to you at no cost.

## Budget Your Electricity Bill with the Level Pay Plan

Are your electric bills higher in the summer? Do these higher bills stretch your budget? Sign up for SCE's Level Pay Plan (LPP), which allows you to spread high summer and/or winter bills over an entire year into equal monthly payments.

It's easy. SCE calculates your electricity use over the prior 12 months and come up with a dollar amount. This dollar amount is divided by 11 and becomes the Level Pay Plan amount you pay over the next 11 months. On the 12th month, you'll receive a settlement bill showing either a payment due, or a credit to your account based on how much energy you used.

Your account is periodically reviewed and your monthly payment may be adjusted during the year depending on your power usage.


If you'd like to enroll, please call 1-800-434-2365 or visit our website at [www.sce.com](http://www.sce.com). Level Pay Plan is based on eligibility and some restrictions may apply.

## Make a Voluntary Contribution Today For a Cleaner Tomorrow

How can you help the nation's most populous state become a more environmentally friendly place to live and work? Simply make a voluntary contribution toward technologies that will capture greater amounts of renewable energy from resources such as the sun, wind, biomass, and geothermal formations.

Your contribution will help California meet its goal of generating more renewable energy and help educate consumers about the benefits of investing in renewable energy today for a cleaner environment tomorrow.

To make your voluntary contribution, enclose a check for any amount, payable to the Renewable Resource Trust Fund, in the return envelope with your bill payment. Upon receipt, we will forward your contribution to the California Energy Commission, which administers this fund. You can also mail your contribution directly to the California Energy Commission, Renewable Resource Trust Fund, P.O. Box 94295, Sacramento, California 94244-2950. For more information, please call 1-800-555-7794, or visit [www.sce.com/cecfund](http://www.sce.com/cecfund).





P.O. Box 600  
Rosemead, CA  
91771-0001  
www.sce.com

# Your electricity bill

DEVOE, DEBBIE / Page 1 of 6

For billing and service inquiries call 1-800-684-8123,  
24 hrs a day, 7 days a week

Date bill prepared: Jul 5 '12

Customer account 2-33-000-1603

Service account 3-035-9995-69  
22111 W AVENUE E7  
LANCASTER, CA 93536

Rotating outage Group A028

## Your account summary

Amount of your last bill \$162.94  
Payment we received on Jun 21 '12 - thank you -\$162.94  
Balance forward \$0.00  
Your new charges \$308.19  
**Total amount you owe by Jul 24 '12 \$308.19**



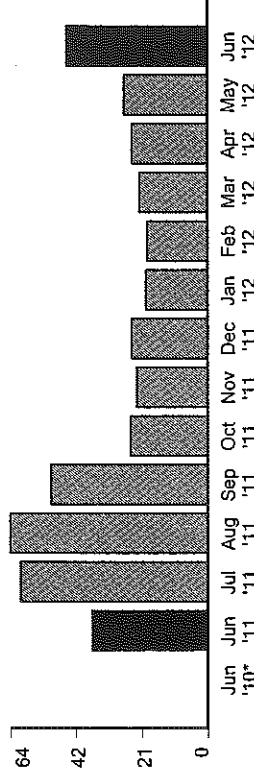
## Compare the electricity you are using

Your current read for meter 222013-496701 - Jul 3 '12 05144  
Your previous read - Jun 1 '12 - 03690  
Total electricity you used this month in kWh 1,454

Your next meter read will be on or about Aug 1 '12.

## Your daily average electricity usage (kWh)

2 Years ago: N/A Last year: 37.21 This year: 45.44



\* No data available

Please return the payment stub below with your payment and make your check payable to Southern California Edison.  
If you want to pay in person, call 1-800-747-8908 for locations, or you can pay online at www.sce.com.

(14-574) Tear here

Tear here



Customer account 2-33-000-1603  
Please write this number on your check. Make your  
check payable to Southern California Edison.

Amount due by Jul 24 '12 \$308.19  
Amount enclosed \$

STMT 07052012 P2 C06 T0115 020068 01 AT 0.3710 B007



DEVOE, DEBBIE  
PO BOX 691  
LAKE HUGHES, CA 93532-0691

P.O. BOX 600  
ROSEMEAD, CA 91771-0001

33 000 1603 000000015 000000000000308190000030819





An EDISON INTERNATIONAL® Company

## Details of your new charges

Your rate: DOMESTIC

Billing period: Jun 1 '12 to Jul 3 '12 (32 days)

### Delivery charges

Basic charge

Energy-Summer

Tier 1 (within baseline)

Tier 2 (up to 30%)

Tier 3 (31% to 100%)

Tier 4 (101% to 200%)

DWR bond charge

32 days x \$0.02900

515 kWh x \$0.04342

155 kWh x \$0.07256

361 kWh x \$0.15962

423 kWh x \$0.19462

1,454 kWh x \$0.00513

\$0.93

\$22.36

\$11.25

\$57.62

\$82.32

\$7.46

### Your Delivery charges include:

- \$12.67 transmission charges
- \$97.35 distribution charges
- \$0.13 nuclear decommissioning charges
- \$39.38 conservation incentive adjustment
- \$21.42 public purpose programs charge
- \$3.17 new system generation charge

### Generation charges

DWR

DWR energy credit

SCE

Energy-Summer

Tier 1 (within baseline)

Tier 2 (up to 30%)

Tier 3 (31% to 100%)

Tier 4 (101% to 200%)

1,454 kWh x -\$0.00463

515 kWh x \$0.08205

155 kWh x \$0.08205

361 kWh x \$0.08205

423 kWh x \$0.08205

-\$6.73

\$42.26

\$12.72

\$29.62

\$34.71

### Your Generation charges include:

- \$5.61 competition transition charge

### Your overall energy charges include:

- \$2.67 franchise fees

### Additional information:

- Service voltage: 240 volts
- Your summer baseline allowance: 515.2 kWh

Subtotal of your new charges

Los Angeles Co UUT

State tax

\$294.52 x 4.50000%

1,454 kWh x \$0.00029

\$294.52

\$13.25

\$0.42

Your new charges

**\$308.19**

## Average cost per kilowatt hour

Tier 1	Tier 2	Tier 3	Tier 4	Tier 5
\$0.13	\$0.16	\$0.25	\$0.28	\$0.32
515 kWh	155 kWh	361 kWh	423 kWh	

### Understanding Your Bill...

Your usage for this billing period falls in the fourth tier. Energy usage is based upon a tiered structure. For most customers, the price you pay per kilowatt hour increases as you use more energy.

The average cost per kilowatt hour (kWh) figures in the chart to the left are based on averages. Actual prices may vary. For more information visit [www.sce.com/tier](http://www.sce.com/tier).

## Things you should know

### LEGAL NOTICES...

View current and past notices and other important information online at [www.sce.com/notices](http://www.sce.com/notices).

### LEARN TIPS TO KEEP COOL THIS SUMMER...

Visit the SCE booth at the Orange, Ventura and Los Angeles County Fairs to learn tips on how to stay cool this summer & take control of your energy bill. Bring in a recent copy of your SCE bill to receive a free gift while supplies last.

Please visit us at [www.sce.com](http://www.sce.com)

## Summer Preparedness Means Safety First

This summer, it's important to save energy on hot days. While you're preparing for summer heat waves and potential outages, remember: your health and safety comes first. Having a plan ready will help you stay safe, comfortable, and secure in case of a power outage.

Some simple but important safety measures will help keep your family members, home, and even pets protected during an outage. Keeping food cold, having a plan for medical emergencies, and even knowing what to unplug and reset are all part of putting safety first. Power outages also sometimes involve downed power lines. If you see a downed power line, do not approach or touch the line, or anyone or anything in contact with it. Call 911 immediately.

These checklists will help you prepare now for hot days and possible outages:

### Home Preparation Checklist

- ◆ Keep important telephone numbers (fire department, paramedics, police, hospital, doctor, relatives, etc.) by the phone.
- ◆ Place flashlights in handy locations, such as near telephones.
- ◆ Install surge protectors to help safeguard valuable electronic equipment.
- ◆ Know where to find each utility box (electricity, water, and gas) and how to turn them off, using the proper tools kept in handy locations.
- ◆ Always back up important work and files on your computer.
- ◆ If you have an automatic garage door or gate, learn how to open them manually.
- ◆ Consider keeping at least one car at least half full with fuel. Gas stations need electricity to pump gas and will be shut down during an outage.

- ◆ Make a safety preparedness plan for your family that includes the list and location of the above items.

### Home Outage Kit Checklist

- ◆ First-aid kit that includes your family's medication
- ◆ Special-needs items for infants, the elderly, and disabled family members
- ◆ Battery-powered or wind-up radio, clock and cell phone
- ◆ Extra batteries
- ◆ Bottled water: at least one gallon per person, per day
- ◆ Non-perishable food that doesn't require cooking
- ◆ Manual can opener
- ◆ Several coolers or ice chests
- ◆ Non-cordless phone
- ◆ Flashlights

Get ready for summer today by being prepared for hot weather and potential outages. For more helpful information about outages, visit [www.sce.com/outage](http://www.sce.com/outage).

## Go Paperless!

Paperless Billing saves time and trees. When you enroll, we'll replace your paper bills with e-mail reminders when your online bill is ready to view, any time. You'll also get a reminder five days before your bill is due. No more worries about missing payments or losing bills!

Your online bill will arrive up to two days before you would normally get a paper bill, and it contains all the same information and features. After you start receiving online bills, the system will store them so going forward, you'll be able to view up to 13 months of historical bills online – and you can switch back to paper anytime.

To start, visit [www.sce.com/eBilling](http://www.sce.com/eBilling). Log into My Account and select Paperless Billing. If you're not enrolled in My Account, have your SCE account number handy (it appears on your bill) and select Paperless Billing during My Account sign-up. After you're enrolled, your e-mail reminder will tell you when your online bill is available.

For questions about My Account or Paperless Billing, call us at **1-800-409-2365**, Monday through Friday from 8 a.m. to 6 p.m. Pacific Standard Time (except holidays) or visit [www.sce.com](http://www.sce.com).

## Receive Up To \$4,000 In Incentives For Energy Efficient Home Improvements!

Energy Upgrade California is a statewide program that offers you incentives of up to \$4,000 simply by making energy efficiency improvements to your home using the "whole house" approach. This means treating your house as a system and making multiple improvements that work together to increase efficiency overall, instead of making individual upgrades over time. By doing so, you'll maximize your long-term energy savings plus get generous financial incentives.

Some of the eligible home improvement measures include:

- ◆ Air sealing (weather stripping, sealing window and door leaks)
- ◆ Attic and wall insulation
- ◆ Duct sealing
- ◆ High-efficiency HVAC (Heating, Ventilating and Air Conditioning) equipment
- ◆ Energy-efficient windows
- ◆ High-efficiency water heaters

Start with a whole house assessment conducted by a participating contractor in your area. This diagnostic assessment will pinpoint the areas in your home with the greatest potential for energy savings.

Find a participating contractor at [EnergyUpgradeCA.org](http://EnergyUpgradeCA.org).

Terms and conditions apply. Visit [sce.com/upgrade](http://sce.com/upgrade) for program details.



P.O. Box 600  
Rosemead, CA  
91771-0001  
www.sce.com

DEVOE, DEBBIE / Page 1 of 6

Date bill prepared: Jun 2 '12

**Customer account 2-33-000-1603**

**Service account** 3-035-9995-69  
22111 W AVENUE E7  
LANCASTER, CA 93536

Rotating outage Group A028

## Your account summary

Amount of your last bill	\$137.56
Payment we received on May 21 '12 - thank you	-\$137.56
Balance forward	\$0.00
Your new charges	\$162.94
<b>Total amount you owe by Jun 21 '12</b>	<b>\$162.94</b>



Compare the electricity you are using

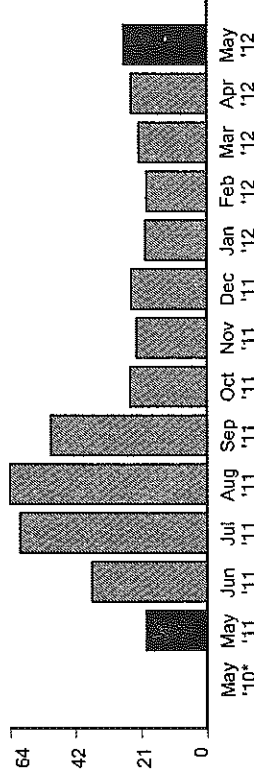
Your current read for meter 222013-496701 - Jun 1 '12	03690
Your previous read - May 2 '12	- 02882
<b>Total electricity you used this month in kWh</b>	<b>808</b>

Conf D95545WLWL

*Your next meter read will be on or about Jul 2 '12.*

## Your daily average electricity usage (kWh)

2 Years ago: N/A	Last year: 19.62	This year: 26.93
------------------	------------------	------------------



\* No data available

**Your monthly usage may be higher than usual...**  
Based on your historical usage pattern, your monthly usage is trending higher than normal. As a result, you may notice an increase in your bill. If you would like information on tips and programs that can help you lower your energy usage and your bill, please visit [www.sce.com/billhelper](http://www.sce.com/billhelper).

(14-574)

Tear here

**Tear here**



**SOUTHERN CALIFORNIA  
EDISON®**  
AN EDISON INTERNATIONAL® Company

Customer account 2-33-000-1603

Please write this number on your check. Make your check payable to Southern California Edison.

Please return the payment stub below with your payment and make your check payable to Southern California Edison. If you want to pay in person, call 1-800-747-8908 for locations, or you can pay online at [www.sce.com](http://www.sce.com).

Amount due by Jun 21 '12 \$162.94

Amount enclosed

6

STMT 06022012 P2 C08 T0183 033'23 01 AT 0.3710 B007



DEVOE, DEBBIE

PO BOX 691

LAKE HUGHES, CA 93532-0691

P.O. BOX 600  
ROSEMead, CA 91771-0001

[illegible]

## Details of your new charges

Your rate: DOMESTIC

Billing period: May 2 '12 to Jun 1 '12 (30 days)

### Delivery charges

Basic charge	30 days x \$0.02900	\$0.87
Energy-Winter		
Tier 1 (within baseline)	318 kWh x \$0.04472	\$14.22
Tier 2 (up to 30%)	95 kWh x \$0.07386	\$7.02
Tier 3 (31% to 100%)	223 kWh x \$0.15676	\$34.96
Tier 4 (101% to 200%)	172 kWh x \$0.19176	\$32.98
DWR bond charge	808 kWh x \$0.00513	\$4.15

**Your Delivery charges include:**

- \$7.03 transmission charges
- \$54.46 distribution charges
- \$0.07 nuclear decommissioning charges
- \$14.65 conservation incentive adjustment
- \$11.89 public purpose programs charge
- \$1.76 new system generation charge

### Generation charges

DWR		
DWR energy credit	808 kWh x -\$0.00593	-\$4.79
SCE		

**Your Generation charges include:**

- \$7.48 competition transition charge

Energy-Winter		
Tier 1 (within baseline)	318 kWh x \$0.08205	\$26.09
Tier 2 (up to 30%)	95 kWh x \$0.08205	\$7.79
Tier 3 (31% to 100%)	223 kWh x \$0.08205	\$18.30
Tier 4 (101% to 200%)	172 kWh x \$0.08205	\$14.11

**Your overall energy charges include:**

- \$1.41 franchise fees

### Additional information:

- Service voltage: 240 volts
- Your winter baseline allowance: 318.0 kWh

Subtotal of your new charges	\$155.70 x 4.500000%	\$155.70
Los Angeles Co UUT	808 kWh x \$0.00029	\$7.01
State tax		\$0.23
<b>Your new charges</b>		<b>\$162.94</b>

### Average cost per kilowatt hour

Tier 1	Tier 2	Tier 3	Tier 4	Tier 5
\$0.13	\$0.16	\$0.24	\$0.28	\$0.31

318 kWh	95 kWh	223 kWh	172 kWh	
---------	--------	---------	---------	--

### Understanding Your Bill...

Your usage for this billing period falls in the fourth tier. Energy usage is based upon a tiered structure. For most customers, the price you pay per kilowatt hour increases as you use more energy.

The average cost per kilowatt hour

(kWh) figures in the chart to the left are based on averages. Actual prices may vary. For more information visit [www.sce.com/tier](http://www.sce.com/tier).

## Things you should know

### LEGAL NOTICES...

View current and past notices and other important information online at [www.sce.com/notices](http://www.sce.com/notices).

### You may notice a change in your billing statement...

Effective 6/1/2012, the billing rates used to calculate your bill have been modified. You may notice the recurring line items in the "Details of New Charges" section which reflects the bill calculation before and after the rate change. The first line item reflects the rates prior to 6/1/2012 and the second line item reflects the rates after 6/1/2012. For more information, please visit [www.sce.com/bill\\_change](http://www.sce.com/bill_change).

Please visit us at [www.sce.com](http://www.sce.com)

## Prepare Now for Summer

Summer is upon us, and SCE can help you stay cool, safe, and comfortable while you save energy on hot days. This summer, we especially encourage you to be ready for anticipated heat waves. Get ready for summer today by taking advantage of helpful options that best suit your energy and cost-saving needs. For details, visit [www.sce.com/CoolSavings](http://www.sce.com/CoolSavings).

### Check Out Our Home Energy Efficiency Rebates and

#### Appliance Recycling Incentive

Recycling an old, inefficient working refrigerator or freezer is an environmentally-conscious way to save energy, lower your electric bill, and help the environment. In return, you can get a \$35 incentive.

Check out these Home Energy Efficiency Rebates:

- ◆ Refrigerators – \$35 - \$75
- ◆ Pool Pump and Motor – \$200
- ◆ Evaporative Coolers – \$300
- ◆ Whole House Fans – \$50

### Summer Savings Tips

These simple tips may help you conserve energy and keep your bill under control this summer:

- ◆ Close doors and/or vents to rooms that are not frequently used. (To avoid damage to your central cooling system, close off no more than one-fourth of the vents in your home.)
- ◆ Use a portable or ceiling fan to circulate air. Fans cool just the areas you need, and they use less electricity to operate than air conditioners.
- ◆ During the day time, open windows for cross ventilation and close screens or drapes to shade direct sunlight out and lower your cooling costs.
- ◆ Use non-essential appliances such as clothes washers and dryers during off-peak hours (before noon or after 6:00 p.m.).
- ◆ Turn off and unplug appliances and electronics that are not in use. Plugged-in items draw on your power supply, even when turned off.
- ◆ Wait to use your dishwasher until late evening, when temperatures are lower and there is less electricity demand.

### You Have the Power to Save on Save Power Days

If you have a smart meter installed and your neighborhood network is enabled, SCE's Save Power Day incentive will reward you for reducing energy usage on summer days, when energy demand reaches its peak. We'll alert you the day before a Save Power Day, so you can plan ahead. Then, use less energy than you normally would on a Save Power Day – you may earn up to \$100\* annually in bill credits.

Your bill credits are calculated by determining your average usage from 2:00 p.m. to 6:00 p.m. ("peak" times) during your three highest-usage weekdays of the five most recent days (excluding holidays and any Save Power Days that may have occurred). We then compare that average to your electricity usage on the Save Power Day. If your usage on the Save Power Day is lower, you'll earn a bill credit of \$0.75 per kilowatt reduced. SCE can notify you

the day before each Save Power Day occurs by your choice of phone, text or e-mail.\*\*

Take advantage of all the ways you can save this summer. Choose the options that work best for you. For details, visit [www.sce.com/CoolSavings](http://www.sce.com/CoolSavings).

\*Savings may vary based on actual usage reductions during Save Power Days and other factors.

\*\* Save Power Day Incentive Alerts are a free service; however, if you choose text message alerts, you may be subject to charges by your wireless carrier.

Programs are funded by California ratepayers and administered by SCE under the auspices of the California Public Utility Commission. Individual program terms and conditions apply.

## Safety Around Electricity is Important! Coming into contact with energized wires can cause serious injury or even death.

### Downed Power Lines – Call 911

It is not uncommon for high winds and stormy conditions to damage power lines.

If you see a downed power line, call 911 and inform the operator it is an electrical emergency.

- ◆ Do not approach or touch the line or any person or object in contact with it.
- ◆ Assume all wires are energized.
- ◆ Only a qualified electrical worker knows when it's safe to be around electrical wires.

### Overhead Power Lines – Call 1-800-611-1911

Always be aware when working around overhead power lines.

- ◆ Keep all objects and people at least 10 feet away from overhead electric lines.
- ◆ If you have concerns about working near power lines, or to report trees that have grown near power lines, call SCE at 1-800-611-1911.

Do not attempt to remove kites, balloons or any other object tangled in power lines. Instead, call SCE at 1-800-611-1911 and report the problem.

### Underground Power Lines – Call 811

Know what's below. Make the required 811 call to mark your underground utilities before starting any digging job, no matter how small. This service is free.

To learn more about safety around electricity, visit [www.sce.com/safety](http://www.sce.com/safety) or write us at [publicsafety@sce.com](mailto:publicsafety@sce.com).



P.O. Box 600  
Rosemead, CA  
91771-0001  
[www.sce.com](http://www.sce.com)

# Your electricity

DEVOE, DEBBIE / Page 1 of 6

For billing and service inquiries call 1-800-684-8123,  
24 hrs a day, 7 days a week

Date bill prepared: May 3 '12

**Customer account 2-33-000-1603**

Service account 3-035-9995-69

22111 W AVENUE E7  
LANCASTER, CA 93536

Rotating outage Group A028

## Your account summary

Amount of your last bill	\$116.43
Payment we received on Apr 20 '12 - thank you	-\$116.43
Balance forward	\$0.00
Your new charges	\$137.56
<b>Total amount you owe by May 22 '12</b>	<b>\$137.56</b>

**Total amount you owe by May 22 '12**

Compare the electricity you are using

Your current read for meter 222013-496701 - May 2 '12  
Your previous read - Apr 3 '12

02882  
-02171

**Your next meter raad will be on or about Jun 1 '12.**

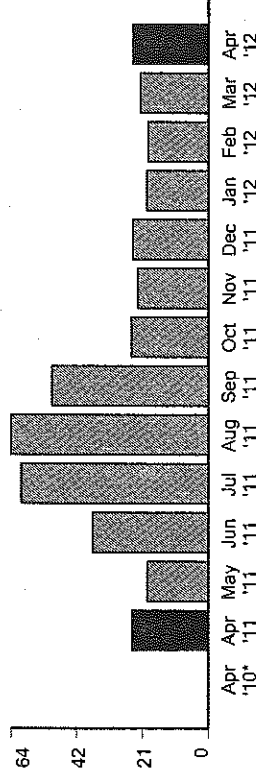
**Total electricity you used this month in kWh**

711

Your daily average electricity usage (kWh)

2 Years ago: N/A  
Last year: 24.69

This year: 24.52



\* No data available

Please return the payment stub below with your payment and make your check payable to Southern California Edison.  
If you want to pay in person, call 1-800-747-8908 for locations, or you can pay online at [www.sce.com](http://www.sce.com).



**Customer account 2-33-000-1603**  
Please write this number on your check. Make check payable to Southern California Edison.

Customer account 2-33-000-1603

**Amount due by May 22 '12**  
**\$137.56**

Amount enclosed \$

STMT 05032012 P2 C06 T0155 028136 01 AT 0.3710 B007

[illegible]

DEVOE, DEBBIE

PO BOX 691

LAKE HUGHES, CA 93532-0691

P.O. BOX 600

ROSEMEAD, CA 91771-0001

[illegible]





An EDISON INTERNATIONAL® Company

## Details of your new charges

Your rate: DOMESTIC

Billing period: Apr 3 '12 to May 2 '12 (29 days)

### Delivery charges

Basic charge

Energy-Winter

Tier 1 (within baseline)

Tier 2 (up to 30%)

Tier 3 (31% to 100%)

Tier 4 (101% to 200%)

DWR bond charge

29 days x \$0.02900  
307 kWh x \$0.04472  
92 kWh x \$0.07386  
215 kWh x \$0.15676  
97 kWh x \$0.19176  
711 kWh x \$0.00513

### Your Delivery charges include:

- \$6.19 transmission charges
- \$47.99 distribution charges
- \$0.06 nuclear decommissioning charges
- \$7.24 conservation incentive adjustment
- \$10.46 public purpose programs charge
- \$1.55 new system generation charge

\$0.84  
\$13.73  
\$6.80  
\$33.70  
\$18.60  
\$3.65

### Generation charges

DWR

DWR energy credit

SCE

Energy-Winter

Tier 1 (within baseline)

Tier 2 (up to 30%)

Tier 3 (31% to 100%)

Tier 4 (101% to 200%)

711 kWh x -\$0.00593

-\$4.22

### Your Generation charges include:

- \$6.58 competition transition charge

### Your overall energy charges include:

- \$1.19 franchise fees

### Additional information:

- Service voltage: 240 volts
- Your winter baseline allowance: 307.4 kWh

\$25.19  
\$7.55  
\$17.64  
\$7.96

Subtotal of your new charges

Los Angeles Co UUT

State tax

Your new charges

\$131.44 x 4.50000%  
711 kWh x \$0.00029

\$131.44  
\$5.91  
\$0.21  
\$137.56

## Average cost per kilowatt hour

### Understanding Your Bill...

Your usage for this billing period falls in the fourth tier. Energy usage is based upon a tiered structure. For most customers, the price you pay per kilowatt hour increases as you use more energy.

The average cost per kilowatt hour

(kWh) figures in the chart to the left are based on averages. Actual prices may vary. For more information visit [www.sce.com/tier](http://www.sce.com/tier).

Tier 1	Tier 2	Tier 3	Tier 4	Tier 5
\$0.13	\$0.16	\$0.24	\$0.28	\$0.31
307 kWh	92 kWh	215 kWh	97 kWh	

## Things you should know

### PLEASE NOTE

The Notice of Public Participation Hearings Regarding Proposed Rate Changes by Southern California Edison Company regarding CPUC Application No. A. 11-06-007 contained in a recent bill insert listed an incorrect address for the location of the May 23, 2012 Public Participation Hearing in Tulare. The correct address is Tulare City Library and Council Chamber, 491 No. 'M' Street, Tulare, CA 93274.

### LEGAL NOTICES...

View current and past notices and other important information online at [www.sce.com/notices](http://www.sce.com/notices).

## It's Time to Get Ready for Summer

During the summer, temperatures get higher – and so does energy usage. SCE offers a variety of low-cost and no-cost solutions to help you get ready to reduce your energy usage and take control of summer electricity bills.

**Start with Our FREE Home Energy Advisor**  
SCE's Home Energy Advisor is a FREE, easy way to get a personalized savings program. Just answer some questions about your energy use and you'll receive an analysis with customized recommendations on how and where to save throughout your home.

**Discover Home Energy Efficiency Rebates, Appliance Recycling Incentive**  
Recycling your old, inefficient working refrigerator or freezer is an environmentally-conscious way to save energy, lower your electric bill, and help the environment – and you'll receive a \$35 incentive!

In addition, take advantage of SCE Rebates such as:

- ◆ Refrigerators – \$35 - \$75
- ◆ Pool Pump and Motor – \$200
- ◆ Evaporative Coolers – \$300
- ◆ Whole House Fans – \$50

**Tips and Educational Information**  
Our Home Energy Guide is an online source of information and tools designed to make purchasing decisions easier. It features eight household areas where you can make improvements and save, representing the major steps toward increased energy efficiency.

Here are some additional power-saving tips to follow during the summer:

- ◆ Draw the drapes to keep sunlight out
- ◆ Keep the thermostat set at 78 degrees or above
- ◆ Shut vents and doors to unoccupied areas, to direct cool air to rooms you're using
- ◆ Opt for the microwave or barbecue instead of the stove

Get ready for summer today. Take advantage of the helpful options that best suit your energy and cost-saving needs. To learn more, visit [www.sce.com/residential](http://www.sce.com/residential).

Programs are funded by California ratepayers and administered by SCE under the auspices of the California Public Utility Commission. Individual program terms and conditions apply.

## Health and Safety Tips for Temperature-Sensitive Customers

Extreme hot weather may be harmful to people who are in poor health or those who are sensitive to high temperatures. Here are steps you can take to avoid heat-related illness this summer, should you be without air conditioning:

### To help you stay cool in hot weather:

- ◆ Take a cool shower or bath.
- ◆ Wear lightweight, loose, light-colored clothing and a head covering.
- ◆ Stay out of direct sunlight and limit outdoor activity to covered or shaded areas.
- ◆ Drink plenty of water to stay hydrated.
- ◆ Visit a movie theatre, an air-conditioned mall, a library or a community center.
- ◆ Visit friends or family whose homes are air-conditioned and are located in areas not affected by severe weather or rotating outages.

### What to Do During Rotating Outages?

A rotating outage is a temporary electricity outage, designed to last no more than one hour, to help protect the integrity of the overall electric system. You can prepare for rotating outages by planning ahead. Your rotating outage group number is located at the top of your bill. Customers in rotating outage group N001 (or "Exempt") are normally not subject to rotating outages.

### Cooling Stations

Customers who are temperature-sensitive may find it more comfortable to visit one of our "Cooling Stations" if rotating outages impact their residences. Cooling Stations are air-conditioned facilities providing temporary relief from the extreme heat. These facilities are normally exempt from rotating outages and are open to the public.

For a list of Cooling Stations, visit [www.sce.com/planahead](http://www.sce.com/planahead) and click on Volunteer Cooling Station Locations. Or, call **1-800-655-4555** to obtain a list of Cooling Stations in your area.

### Cool Centers

SCE also has facilities called "Cool Centers" designed to provide residential customers with safe, air-conditioned locations to visit so that they can save energy and money by not running their own cooling systems at home. These centers may be especially helpful for residential customers who are income-qualified, seniors or those with special needs. Cool Centers are open from June 1 through October 15. To find a center near you, visit [www.sce.com/coolcenters](http://www.sce.com/coolcenters).

### Advance Notification of a Rotating Outage

When possible, SCE will provide advance notice of a rotating outage via an automated telephone message to residential customers, or to someone in a customer's household who files an application certifying that his or her health is at risk when he or she is exposed to extreme temperatures.

Note: If you already participate in SCE's Medical Baseline program, you are automatically enrolled, so you do not need to complete this application form. Medical Baseline program participants receive advance notification, whenever possible, of rotating power outages that may affect them.

To sign up for advance notification, visit [www.sce.com/planahead](http://www.sce.com/planahead) and click on Extreme Temperature Sensitivity notification service to download the application. Or, call **1-800-655-4555** to request one. The return address is shown on the application.

Upon receipt of your application, SCE will place your name on a calling list to receive advance notice, whenever practical, if a rotating outage is anticipated in your area. This service will be provided to you at no cost.

For billing and service inquiries call 1-800-684-8123,  
24 hrs a day, 7 days a week

Date bill prepared: Apr 4 '12

**Customer account 2-33-000-1603**

**Service account** 3-035-9995-69  
22111 W AVEN  
LANCASTER.

Rotating outage Group A028

## Your account summary

Amount of your last bill	\$111.94
Payment we received on Mar.23 '12 - thank you	-\$111.94
Balance forward	\$0.00
Your new charges	\$116.43

**Total amount you owe by Apr 23 '12**

**\$116.43**

Compare the electricity you are using

Your current read for meter 222013-496701 - Apr 3 '12

*Your next meter read will be on or about May 2 '12.*

**Your previous read - Mar 5 '12**

-01534

**Total electricity you used this month in kWh**

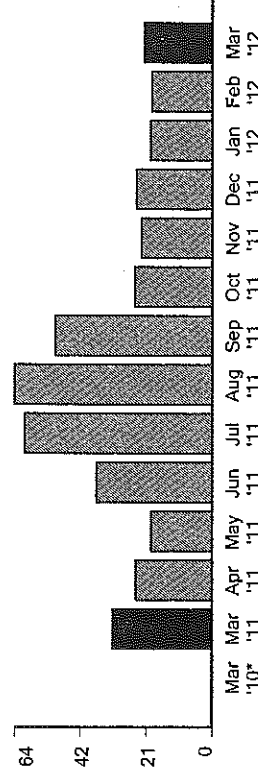
637

## Your daily average electricity usage (kWh)

2 Years ago: N/A

Last year: 32.10

This year: 21.97



\* No data available

(14-574)

Tear here

Tear here

Please return the payment stub below with your payment and make your check payable to Southern California Edison. If you want to pay in person, call 1-800-747-8908 for locations, or you can pay online at [www.sce.com](http://www.sce.com).



**SOUTHERN CALIFORNIA  
EDISON<sup>®</sup>  
INTERNATIONAL<sup>®</sup> Company**

Customer account 2-33-000-1603

Please write this number on your check. Make your check payable to Southern California Edison.

Amount due by Apr 23 '12

**\$116.43**

Amount enclosed \$

STMT 04042012 P2 C06 T0154 028126 01 AT 0.3710 B007



DEVOE, DEBBIE

PO BOX 691

LAKE HUGHES, CA 93532-0691

P.O. BOX 600

ROSEMEAD, CA 91771-0001

[illegible]



An EDISON INTERNATIONAL® Company

## Details of your new charges

Your rate: DOMESTIC

Billing period: Mar 5 '12 to Apr 3 '12 (29 days)

### Delivery charges

Basic charge

29 days x \$0.02900

**Your Delivery charges include:**

Energy-Winter

Tier 1 (within baseline)

307 kWh x \$0.04472

Tier 2 (up to 30%)

92 kWh x \$0.07386

Tier 3 (31% to 100%)

215 kWh x \$0.15676

Tier 4 (101% to 200%)

23 kWh x \$0.19176

DWR bond charge

637 kWh x \$0.00513

### Generation charges

DWR

DWR energy credit

637 kWh x -\$0.00593

SCE

Energy-Winter

Tier 1 (within baseline)

307 kWh x \$0.08205

Tier 2 (up to 30%)

92 kWh x \$0.08205

Tier 3 (31% to 100%)

215 kWh x \$0.08205

Tier 4 (101% to 200%)

23 kWh x \$0.08205

Subtotal of your new charges

\$111.24

Los Angeles Co UUT

\$111.24 x 4.50000%

State tax

637 kWh x \$0.00029

**Your new charges**

**\$116.43**

### Average cost per kilowatt hour

Tier 1	Tier 2	Tier 3	Tier 4	Tier 5
\$0.13	\$0.16	\$0.24	\$0.28	\$0.31

307 kWh      92 kWh      215 kWh      23 kWh

### Understanding Your Bill...

Your usage for this billing period falls in the fourth tier. Energy usage is based upon a tiered structure. For most customers, the price you pay per kilowatt hour increases as you use more energy.

The average cost per kilowatt hour (kWh) figures in the chart to the left are based on averages. Actual prices may vary. For more information visit [www.sce.com/tier](http://www.sce.com/tier).

Please visit us at [www.sce.com](http://www.sce.com)

## Edison International Partners with American Red Cross

Safely delivering reliable, affordable electricity to our customers is a primary goal at Edison International.

To demonstrate our commitment to safety, the company recently entered into a three year partnership with the American Red Cross' Prepare SoCal initiative to increase emergency preparedness throughout Southern California. Prepare SoCal aims to train up to 250,000 volunteers in First Aid and CPR, along with 70,000 general volunteers to serve in Red Cross shelters. Among these trained volunteers will be hundreds of Edison International employees who will serve as a reserve force that is called upon by the Red Cross in the event of a disaster.



Connect with us on social media to learn more about Edison programs and activities in your community. We're on Twitter, @socal Edison, and Facebook, at [www.facebook.com/socal Edison](http://www.facebook.com/socal Edison).

## Prepare Now for Summer

Summer is almost here, which often means higher energy usage. SCE can help you prepare now to lower your energy usage and better manage your electricity bills during the summer months. We offer a wide variety of low-to-no-cost solutions, including rebates, programs, services, and educational tools. If you need a little more assistance, check to see if you qualify for one of our payment plans.

Get ready for summer today. Take advantage of the helpful options that best fit your energy and cost-saving needs. To learn more, visit [www.sce.com/billhelper](http://www.sce.com/billhelper).

## Home Energy Guide

### A Pathway to Energy Efficiency in One Complete Guide

When it's time to choose energy-efficient products for your home, the options and details can be overwhelming. To help you overcome the hurdles on the path to the products you're seeking, SCE brings you the Home Energy Guide -- an online source of information designed to make it easier to make well-informed decisions.

The Home Energy Guide features eight household areas where you can make improvements and save, representing the major steps toward increased energy efficiency:

- ◆ Building Materials
- ◆ Heating and Cooling
- ◆ Lighting
- ◆ Kitchen Appliances
- ◆ Laundry Appliances
- ◆ Home and Office Electronics
- ◆ Water Heating
- ◆ Pools and Spas

Each one of these areas has its own Web page of topics related to specific measures you can take within that category, comprehensive product details, comparisons, estimated savings, and more.

For example, under Building Materials (the major step) you'll find a page where you can choose from the topics of Weatherization, Insulation, and Windows. When you select Windows, you'll discover a complete overview of the product group, as well as a Use and Care page covering energy-efficient window maintenance. You'll also find a Buyer's Guide section comparing a variety of window features, to help you make informed decisions about the type of windows you might ultimately purchase.

The eight major steps highlighted in the Home Energy Guide also give you links to rebates, places to buy energy-efficient home equipment, and recommended Web sites where you can get more information.

Explore the Home Energy Guide today and get the insight you need to step into your home improvement experience with knowledge and confidence. Visit [www.sce.com/homeenergyguide](http://www.sce.com/homeenergyguide).

This program funded by California utility ratepayers and administered by SCE under the auspices of the California Public Utilities Commission.



P.O. Box 600  
Rosemead, CA  
91771-0001  
www.sce.com

# Your electricity bill

DEVOE, DEBBIE / Page 1 of 6

For billing and service inquiries call 1-800-684-8123,  
24 hrs a day, 7 days a week

Date bill prepared: Mar 6 '12

Customer account 2-33-000-1603

Service account 3-035-9995-69  
22111 W AVENUE E7  
LANCASTER, CA 93536

Rotating outage Group A028

## Your account summary

Amount of your last bill	\$101.65
Payment we received on Feb 24 '12 - thank you	-\$101.65
Balance forward	\$0.00
Your new charges	\$111.06
Late payment charge	\$0.88
<b>Total amount you owe by Mar 26 '12</b>	<b>\$111.94</b>

*Handwritten notes:*  
Paid by 3/10  
Boat 3/23/11 K107N  
Sgt 3/23/11 FG 94  
DD B111

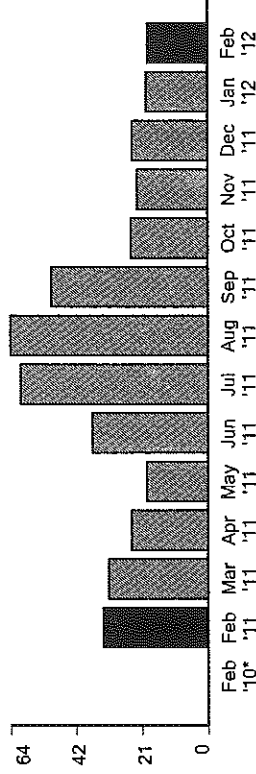
## Compare the electricity you are using

Your current read for meter 222013-496701 - Mar 5 '12	01534
Your previous read - Feb 1 '12	- 00891
<b>Total electricity you used this month in kWh</b>	<b>643</b>

Your next meter read will be on or about Apr 3 '12.

## Your daily average electricity usage (kWh)

2 Years ago: N/A Last year: 33.87 This year: 19.48



\* No data available

Please return the payment stub below with your payment and make your check payable to Southern California Edison.  
if you want to pay in person, call 1-800-747-8908 for locations, or you can pay online at [www.sce.com](http://www.sce.com).

(14-574)

Tear here

Tear here



Customer account 2-33-000-1603  
Please write this number on your check. Make your  
check payable to Southern California Edison.

Amount due by Mar 26 '12

\$111.94

Amount enclosed

\$

STMT 03062012 P2 C08 T0172 030930 01 AT 0.3710 B007



DEVOE, DEBBIE  
PO BOX 691  
LAKE HUGHES, CA 93532-0691

P.O. BOX 600  
ROSEMEAD, CA 91771-0001

33 000 1603 00000011 000000000000111940000011194





SOUTHERN CALIFORNIA

EDISON®

An EDISON INTERNATIONAL® Company

## Details of your new charges

Your rate: DOMESTIC

Billing period: Feb 1 '12 to Mar 5 '12 (33 days)

### Delivery charges

Basic charge

33 days x \$0.02900

\$0.96

Energy-Winter

Tier 1 (within baseline)

350 kWh x \$0.04472

\$15.65

Tier 2 (up to 30%)

105 kWh x \$0.07386

\$7.76

Tier 3 (31% to 100%)

188 kWh x \$0.15676

\$29.47

DWR bond charge

643 kWh x \$0.00513

\$3.30

### Your Delivery charges include:

- \$5.61 transmission charges
- \$43.60 distribution charges
- \$0.06 nuclear decommissioning charges
- -\$6.43 conservation incentive adjustment
- \$9.46 public purpose programs charge
- \$1.40 new system generation charge

### Generation charges

DWR

DWR energy credit

643 kWh x -\$0.00593

-\$3.81

SCE

Energy-Winter

Tier 1 (within baseline)

350 kWh x \$0.08205

\$28.72

Tier 2 (up to 30%)

105 kWh x \$0.08205

\$8.62

Tier 3 (31% to 100%)

188 kWh x \$0.08205

\$15.43

### Your Generation charges include:

- \$5.95 competition transition charge

### Your overall energy charges include:

- \$0.96 franchise fees

\$106.10

Subtotal of your new charges

\$106.10 x 4.50000%

\$4.77

Los Angeles Co UUT

643 kWh x \$0.00029

\$0.19

State tax

\$0.19

Your new charges

\$111.06

### Additional information:

- Service voltage: 240 volts
- Your winter baseline allowance: 349.8 kWh

## Average cost per kilowatt hour

Tier 1	Tier 2	Tier 3	Tier 4	Tier 5
\$0.13	\$0.16	\$0.24	\$0.28	\$0.31

350 kWh

105 kWh

188 kWh

## Understanding Your Bill...

Your usage for this billing period falls in the third tier. Energy usage is based upon a tiered structure. For most customers, the price you pay per kilowatt hour increases as you use more energy. The average cost per kilowatt hour (kWh) figures in the chart to the left are based on averages. Actual prices may vary. For more information visit [www.sce.com/tier](http://www.sce.com/tier).

Please visit us at [www.sce.com](http://www.sce.com)

Los usuarios con acceso al Internet podrán leer y descargar esta notificación en español en el sitio Web de SCE [www.sce.com/avisos](http://www.sce.com/avisos) o escribir a:

Southern California Edison Company  
P.O. Box 800  
2244 Walnut Grove Avenue  
Rosemead, CA 91770  
Atención: Comunicaciones Corporativas

## SOUTHERN CALIFORNIA EDISON COMPANY (SCE) NOTICE OF JOINT APPLICATION OF SOUTHERN CALIFORNIA EDISON COMPANY, PACIFIC GAS & ELECTRIC COMPANY AND SAN DIEGO GAS & ELECTRIC COMPANY FOR RECOVERY OF COSTS OF THE MARKET REDESIGN AND TECHNOLOGY UPGRADE (MRTU) INITIATIVE (A.12-01-014)

On January 31, 2012, Southern California Edison Company (SCE), Pacific Gas & Electric (PG&E) and San Diego Gas & Electric (SDG&E) filed a joint application with the California Public Utilities Commission (CPUC), each seeking authority to recover their respective costs associated with their own separate Market Redesign and Technology Upgrade (MRTU) memorandum account, for the Record Period January 1, 2010 through December 31, 2010. SCE initially requested recovery for its MRTU memorandum account for this Record Period in SCE's 2011 Energy Resource Recovery Account (ERRA) Application No. 11-04-001. However, pursuant to the CPUC's August 12, 2011 Ruling in Application No. 11-04-001, SCE is making its request through a different, joint application.

Pursuant to Resolution E-4087, the CPUC authorized the establishment of SCE's MRTU memorandum account to record SCE's incremental capital-related revenue requirement as well as incremental operations and maintenance (O&M) expenses associated with implementing the California Independent System Operator's (CAISO) MRTU initiative. This application requests authorization for SCE to recover \$17.345 million in actual, incremental costs associated with the undercollection in the MRTU memorandum account (including franchise fees and uncollectibles). These costs were incurred in 2010 to implement the CAISO MRTU initiative.

Compared to revenue at present rates as of January 1, 2012, this application could result in a revenue increase of approximately \$17.345 million, or .16% beginning in 2013. If total rates were to change as requested, an average residential customer using 600 kilowatt-hours (kWh) per month would see an increase of \$.28 per month, from \$104.92 to \$105.20. The following table shows an estimate of proposed revenue and rate changes by customer group:

If approved, the proposed change in rates for each customer class is as follows:

	Revenue Change (\$Millions)	% Change	Present Rates (\$/kWh)	Proposed Rate (\$/kWh)
Residential	6,990	0.15%	15.87	15.89
Lighting - Small and Medium Power	6,099	0.16%	15.08	15.10
Large Power	3,607	0.20%	10.03	10.05
Agricultural and Pumping	552	0.16%	11.50	11.52
Street and Area Lighting	96	0.07%	18.03	18.04
Total	17,345	0.16%	14.12	14.14

### FOR FURTHER INFORMATION FROM SCE

As noted above, you may review a copy of this Application and related exhibits at SCE's corporate headquarters (2244 Walnut Grove Avenue, Rosemead, CA 91770). You may also view these materials at the following SCE business offices:

1 Pebbly Beach Rd. Avalon, CA 90704	30553 Rimrock Rd. Barstow, CA 92311	374 Lagoon St., Bishop, CA 93514
505 W. 14 <sup>th</sup> Ave. Blythe, CA 92225	3001 Chateau Rd. Mammoth Lakes CA 93546	510 S. China Lake Blvd. Ridgecrest, CA 93555
26364 Pine Ave. Rimforest, CA 92378	41694 Dinkey Creek Rd., Shaver Lake, CA 93664	421 W. J St., Tehachapi, CA 93561
120 Woodland Dr. Wofford Heights, CA 93285	6999 Old Woman Springs Rd., Yucca Valley, CA 92284	

Customers with Internet access may view and download SCE's application and the papers supporting it on SCE's web site, [www.sce.com/applications](http://www.sce.com/applications). Anyone who would like to obtain more information about the application, please write to:

Southern California Edison Company  
P.O. Box 800  
2244 Walnut Grove Avenue  
Rosemead, CA 91770  
Attention: Case Administration

### EVIDENTIARY HEARINGS

If the application is accepted, the CPUC may also hold evidentiary hearings whereby formal parties of record provide testimony and are subject to cross-examination before a CPUC Administrative Law Judge (ALJ). These hearings are open to the public, but only those who are formal parties of record may participate. For information relating to the hearings, you may contact the Public Advisor's Office (PAO) at the address or phone number shown below. A separate notification to SCE customers regarding the date, time and location of these hearings will be sent as a separate bill insert, or will appear as a newspaper notification.

The CPUC has its own court reporters who will record the comments of those formal parties of record participating in the evidentiary hearings. After considering all proposals and evidence presented during the formal hearing process, the assigned ALJ will issue a proposed decision. When the CPUC issues a final decision on the application, it may adopt, amend, or modify all or part of the ALJ's proposed decision as written. The CPUC's decision may be different than SCE's request.

(Continued on back)



P.O. Box 600  
Rosemead, CA  
91771-0001  
www.sce.com

# Your electricity bill

DEVOE, DEBBIE / Page 1 of 6

For billing and service inquiries call 1-800-684-8123,  
24 hrs a day, 7 days a week

Date bill prepared: Feb 2 '12

Customer account 2-33-000-1603

Service account 3-035-9995-69  
22111 W AVENUE E7  
LANCASTER, CA 93536

Rotating outage Group A028

## Your account summary

Amount of your last bill	\$146.29
Payment we received on Jan 30 '12 - thank you	-\$146.29
Balance forward	\$0.00
Your new charges	\$100.40
Late payment charge	\$1.25
<b>Total amount you owe by Feb 21 '12</b>	<b>\$101.65</b>



## Compare the electricity you are using

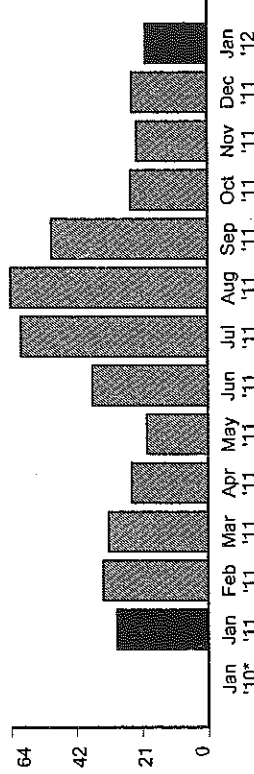
Your current read for meter 222013-496701 - Feb 1 '12 00891  
Your previous read - Jan 3 '12 - 00315

Your next meter read will be on or about Mar 5 '12.

**Total electricity you used this month in kWh 576**

## Your daily average electricity usage (kWh)

2 Years ago: N/A Last year: 29.62 This year: 19.86



\* No data available

*[Handwritten signature]*

(14-574)

Tear here

Tear here



SOUTHERN CALIFORNIA  
**EDISON**  
An EDISON INTERNATIONAL® Company

Please return the payment stub below with your payment and make your check payable to Southern California Edison.  
If you want to pay in person, call 1-800-747-8908 for locations, or you can pay online at [www.sce.com](http://www.sce.com).

Customer account 2-33-000-1603  
Please write this number on your check. Make your  
check payable to Southern California Edison.

Amount due by Feb 21 '12

\$101.65

Amount enclosed

\$

STMT 02022012 P2 C07 T0148 026185 01 AT 0.3710 B007



DEVOE, DEBBIE  
PO BOX 691  
LAKE HUGHES, CA 93532-0691

P.O. BOX 600  
ROSEMEAD, CA 91771-0001

33 000 1603 00000014 000000000000101650000010165

## Details of your new charges

Your rate: DOMESTIC

Billing period: Jan 3 '12 to Feb 1 '12 (29 days)

### Delivery charges

Basic charge	29 days x \$0.02900	\$0.84
Energy-Winter		
Tier 1 (within baseline)	307 kWh x \$0.04472	\$13.73
Tier 2 (up to 30%)	92 kWh x \$0.07386	\$6.80
Tier 3 (31% to 100%)	177 kWh x \$0.15676	\$27.75
DWR bond charge	576 kWh x \$0.00513	\$2.95

**Your Delivery charges include:**

- \$5.02 transmission charges
- \$39.04 distribution charges
- \$0.05 nuclear decommissioning charges
- -\$4.86 conservation incentive adjustment
- \$8.47 public purpose programs charge
- \$1.26 new system generation charge

### Generation charges

DWR		
DWR energy credit	576 kWh x -\$0.00593	-\$3.42
SCE		
Energy-Winter		
Tier 1 (within baseline)	307 kWh x \$0.08205	\$25.19
Tier 2 (up to 30%)	92 kWh x \$0.08205	\$7.55
Tier 3 (31% to 100%)	177 kWh x \$0.08205	\$14.52

**Your Generation charges include:**

- \$5.33 competition transition charge

**Your overall energy charges include:**

- \$0.87 franchise fees

Subtotal of your new charges	\$95.91
Los Angeles Co UUT	\$4.32
State tax	\$0.17
<b>Your new charges</b>	<b>\$100.40</b>

### Additional information:

- Service voltage: 240 volts
- Your winter baseline allowance: 307.4 kWh

### Average cost per kilowatt hour

Tier 1	Tier 2	Tier 3	Tier 4	Tier 5
\$0.13	\$0.16	\$0.24	\$0.28	\$0.31
307 kWh	92 kWh	177 kWh		

### Understanding Your Bill...

Your usage for this billing period falls in the third tier. Energy usage is based upon a tiered structure. For most customers, the price you pay per kilowatt hour increases as you use more energy. The average cost per kilowatt hour (kWh) figures in the chart to the left are based on averages. Actual prices may vary. For more information visit [www.sce.com/tier](http://www.sce.com/tier).

## Things you should know

### Visit SCE at the World Ag Expo...

Find out about energy saving tips, rebates and programs by visiting SCE at the World Ag Expo, Feb. 14-16 in Tulare, CA. Customers who bring a recent copy of their bill to the SCE booth #J25 will receive a free gift, while supplies last.

### You may notice a change in your billing statement.....

Effective 1/1/2012, the billing rates used to calculate your bill have been modified. You may notice the recurring line items in the "Details of New Charges" section which reflects the bill calculation before and after the rate change. The first line item reflects the rates prior to 1/1/2012 and the second line item reflects the rates after 1/1/2012. For more information, please visit [www.sce.com/bill\\_change](http://www.sce.com/bill_change).

### DEPARTMENT OF WATER RESOURCES CHANGES...

Due to changes in Department of Water Resources (DWR), you may receive DWR energy credits. The DWR energy credits and percent will appear on your December 2011 through January 2012 bill statement and will be displayed in the "Details of Your New Charges" section.

# Customer Connection

Please visit us at [www.sce.com](http://www.sce.com)

**Stay Away from Power Lines and Call 9-1-1 Immediately if You See a Downed Wire**

Power lines bring electricity to your home or office, but touching a power line, whether overhead or on the ground, may cause serious injury or death.

Anyone who sees a downed wire should call 9-1-1 immediately. Nobody should ever go near or touch a downed power line; contact could be dangerous or even life threatening.

The following guidelines will help you stay safe around power lines:

## Power Lines & Your Safety

If a person or piece of equipment comes in contact with an energized power line, or if a power line has fallen to the ground:

- ◆ Do not approach or touch the line or anything in contact with the line.
- ◆ Call 9-1-1. Inform the operator that it's an electrical emergency.
- ◆ Always assume that all wires are energized.

## Downed Power Lines & Vehicles

**Beware of a downed power line touching a vehicle. Stay clear of the vehicle and the power line.**

If a power line touches your vehicle while you are inside, remain calm and follow these directions: If you can do so safely, stay inside the vehicle until emergency assistance arrives.

Warn others to stay away from the vehicle and have them call 9-1-1. If you have to get out of the vehicle for safety reasons, jump clear of the vehicle. Do not touch the energized vehicle and the ground at the same time. Once you are out of the vehicle, shuffle away. Be careful not to lift your feet off the ground. Only exit the vehicle if you must.

For more information on safety around electricity, go to [www.sce.com/safety](http://www.sce.com/safety).

## Manage Your Electric Bill Online ... It's Simple, Convenient and Free

Looking for a faster, more convenient way to receive and pay your monthly electric bill? Enroll in SCE's free **My Account** service, which allows you to manage your account(s) online at [SCE.com](http://SCE.com).

Select from the following options:

- ◆ **Paperless Billing** lets you save time while doing something good for the environment. You can view your bill online and access your account history without receiving a paper bill.
- ◆ **Online Payment** offers you the convenience of paying online, any time of day, seven days a week. You'll save on postage, too.
- ◆ **Direct Payment** automatically deducts your payment from your checking account each month, letting you stay focused on your home or business.

Simply visit [www.sce.com/myaccount](http://www.sce.com/myaccount) to sign up for the plan that's right for you.


# A Department of Water Resources Change May Result in a Bill Credit

Since 2001, in response to the energy crisis, the California Department of Water Resources (DWR) has provided up to 30% of the energy requirements of SCE customers. DWR contracts for power have gradually expired over time. Effective this month, the DWR will no longer provide power to SCE customers. SCE will obtain power from other sources, and the DWR will return financial reserves to customers associated with DWR power contracting.

**As a result, you will begin to receive DWR energy credits on your monthly statements (unless you are a Direct Access customer).**

The DWR energy credits will be displayed in the "Details of Your New Charges" section of your SCE statement. A message informing you of this change will also appear on your statement, if applicable.

**If you have any questions or need more information, please call SCE Customer Service at 1-800-655-4555.**





P.O. Box 600  
Rosemead, CA  
91771-0001  
www.sce.com

# Your electricity bill

DEVOE, DEBBIE / Page 1 of 6

For billing and service inquiries call 1-800-684-8123,  
24 hrs a day, 7 days a week

Date bill prepared: Jan 4 '12

Customer account 2-33-000-1603

Service account 3-035-9995-69  
22111 W AVENUE E7  
LANCASTER, CA 93536

Rotating outage Group A028

## Your account summary

Amount of your last bill	\$131.81
Payment we received on Dec 23 '11 - thank you	-\$131.81
Balance forward	\$0.00
Your new charges	\$146.29
<b>Total amount you owe by Jan 23 '12</b>	<b>\$146.29</b>



## Compare the electricity you are using

Your current read for meter 308-445987 - Dec 21 '11 12922  
Your previous read - Dec 3 '11 - 12478

Your next meter read will be on or about Feb 2 '12.

**Total electricity you used this month in kWh 444**

Your current read for meter 222013-496701 - Jan 3 '12 00315  
Your previous read - Dec 21 '11 - 00000

**Total electricity you used this month in kWh 315**

*Handwritten notes:*  
Paid in full 1/4/12  
Circuit 1-30 #18887-2V  
out call H.W. =  
D.F.

Please return the payment stub below with your payment and make your check payable to Southern California Edison.  
If you want to pay in person, call 1-800-747-8908 for locations, or you can pay online at [www.sce.com](http://www.sce.com).

(14-574)

Tear here

Tear here



Customer account 2-33-000-1603  
Please write this number on your check. Make your  
check payable to Southern California Edison.

Amount due by Jan 23 '12

\$146.29

Amount enclosed

\$

STMT 01042012 P2 C06 T0121 022279 01 AT 0.3620 B007



DEVOE, DEBBIE  
PO BOX 691  
LAKE HUGHES, CA 93532-0691

P.O. BOX 600  
ROSEMEAD, CA 91771-0001

33 000 1603 000000012 0000000000000146290000014629





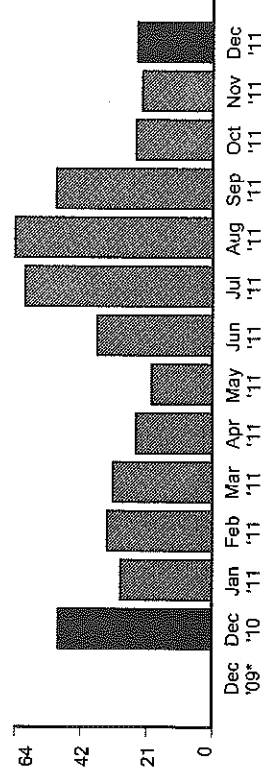
An EDISON INTERNATIONAL® Company

### Your daily average electricity usage (kWh)

2 Years ago: N/A

Last year: 49.56

This year: 24.48



\* No data available

### Details of your new charges

Your rate: DOMESTIC

Billing period: Dec 3 '11 to Jan 3 '12 (31 days)

#### Delivery charges

Basic charge	31 days x \$0.02900	\$0.90
Energy-Winter		
Tier 1 (within baseline)	308 kWh x \$0.04655	\$14.34
Tier 2 (up to 30%)	93 kWh x \$0.06956	\$6.47
Tier 3 (31% to 100%)	215 kWh x \$0.15123	\$32.51
Tier 4 (101% to 200%)	94 kWh x \$0.18623	\$17.51
Tier 1 (within baseline)	21 kWh x \$0.04472	\$0.94
Tier 2 (up to 30%)	6 kWh x \$0.07386	\$0.44
Tier 3 (31% to 100%)	15 kWh x \$0.15676	\$2.35
Tier 4 (101% to 200%)	7 kWh x \$0.19176	\$1.34
DWR bond charge	710 kWh x \$0.00505	\$3.59
DWR bond charge	49 kWh x \$0.00513	\$0.25

#### Your Delivery charges include:

- \$5.96 transmission charges
- \$51.23 distribution charges
- \$0.07 nuclear decommissioning charges
- \$6.75 conservation incentive adjustment
- \$10.97 public purpose programs charge
- \$1.66 new system generation charge

#### Your Generation charges include:

- \$7.03 competition transition charge

#### Generation charges

DWR		
DWR energy credit	49 kWh x -\$0.00593	-\$0.29
Energy winter	67 kWh x \$0.03952	\$2.65
SCE		
Energy-Winter		
Tier 1 (within baseline)	300 kWh x \$0.08205	\$24.62
Tier 2 (up to 30%)	90 kWh x \$0.08205	\$7.38
Tier 3 (31% to 100%)	210 kWh x \$0.08205	\$17.23
Tier 4 (101% to 200%)	92 kWh x \$0.08205	\$7.55

#### Your overall energy charges include:

- \$1.27 franchise fees

#### Additional information:

- DWR provided 9.338% of the energy you used this month
- Service voltage: 240 volts
- Your winter baseline allowance: 328.6 kWh

#### Subtotal of your new charges

Los Angeles Co UUT	\$139.78 x 4.50000%	\$139.78
State tax	759 kWh x \$0.00029	\$6.29
		\$0.22
<b>Your new charges</b>		<b>\$146.29</b>

Please visit us at [www.sce.com](http://www.sce.com)

## SCE Invites You to "Round Up" Bill Payments to Help Those Less Fortunate

Southern California Edison (SCE) is inviting you to give a few pennies each month to the Energy Assistance Fund (EAF) to help neighbors in need.

SCE is committed to helping our customers when they need it the most. Since 1982, we have provided financial assistance to income-qualified customers through EAF, our non-profit and only direct payment assistance program. EAF is funded by SCE employees, shareholders and customers like you.

EAF helps people who meet income guidelines, including seniors, those with disabilities, or individuals facing financial hardships. The fund is an important part of our customer outreach efforts — especially in today's challenging economic environment — providing critical support to our customers who are having difficulty paying their electric bills. A maximum of \$100 is available to qualified customers once in a 12-month period.

You can now donate to EAF via a round-up or fixed option on your SCE bill payment stub. You may choose to round your monthly bill up to the next whole dollar (average \$6 per year) or give a fixed donation by specifying the amount you wish to add. Either option can be one-time or monthly. Simply sign the contribution form to confirm your donation.

For more details on how to contribute to EAF, please call **1-800-205-8596**, or visit [www.sce.com/eaf](http://www.sce.com/eaf).

Change of mailing address: 2-00-000-0001		Direct Payment (Automatic Debit) Enrollment: 2-00-000-0001	
STREET #	STREET NAME	START DATE	END DATE
CITY	STATE	ZIP CODE	
TELEPHONE #	E-MAIL ADDRESS		
<div><input type="checkbox"/> Every Month <input type="checkbox"/> One Month only</div> <div><input type="checkbox"/> Every Month <input type="checkbox"/> One Month only</div>			
Energy Assistance Fund (EAF): I want to help people pay their energy bill through EAF. For info visit <a href="http://www.sce.com/eaf">www.sce.com/eaf</a> or call (800) 205-8596. Round up my bill to next whole dollar amount for EAF. Add this amount for EAF \$			
Signature _____ Date _____			
To change your checking account information or to be removed from the Direct Payment program please call SCE @ 1-800-556-4566			
Select one box only and sign below for EAF			

### Payment Arrangements and Extensions

If you are having difficulty paying your SCE bill, contact us to request a payment extension. We can also help you work out a more flexible payment arrangement.

**1-800-950-2356**

## Edison International in Your Community

As part of celebrating its 125th anniversary, Edison International, parent company of Southern California Edison (SCE), launched the 125 Days of Service volunteer program. To thank the communities Edison has served for more than a century, the company partnered with a host of nonprofit organizations and participated in more than 125 volunteer events this year. Teams of Edison employees worked hand in hand with other volunteers to improve the communities where they live and work.

To find out more about company programs and activities, follow us on Twitter @socal Edison.



Theresa, an employee from the Planning division of Southern California Edison, volunteered to help build houses for Habitat for Humanity.



P.O. Box 600  
Rosemead, CA  
91771-0001  
www.sce.com

# Your electricity bill

An EDISON INTERNATIONAL® Company

DEVOE, DEBBIE / Page 1 of 6

For billing and service inquiries call 1-800-684-8123,  
24 hrs a day, 7 days a week

Date bill prepared: Dec 6 '11

Customer account 2-33-000-1603

Service account 3-035-9995-69  
22111 W AVENUE E7  
LANCASTER, CA 93536

Rotating outage Group A028

## Your account summary

Amount of your last bill	\$158.57
Payment we received on Nov 22 '11 - thank you	-\$158.57
Balance forward	\$0.00
Your new charges	\$131.81
<b>Total amount you owe by Dec 27 '11</b>	<b>\$131.81</b>



## Compare the electricity you are using

Your current read for meter 308-445987 - Dec 3 '11 12478  
Your previous read - Nov 2 '11 -11770

Your next meter read will be on or about Jan 4 '12.

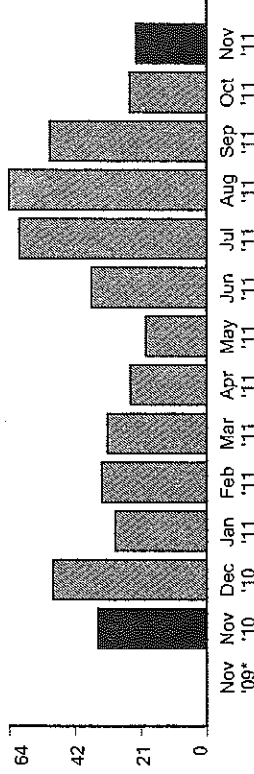
Total electricity you used this month in kWh 708

## Your daily average electricity usage (kWh)

2 Years ago: N/A

Last year: 35.03

This year: 22.84



\* No data available

(14-574)

Tear here

Tear here



SOUTHERN CALIFORNIA  
**EDISON**  
An EDISON INTERNATIONAL® Company

Customer account 2-33-000-1603  
Please write this number on your check. Make your  
check payable to Southern California Edison.

Amount due by Dec 27 '11

\$131.81

Amount enclosed

\$

STMT 12062011 P2 C07 T0165 029928 01 AT 0.3620 B007



DEVOE, DEBBIE

PO BOX 691

LAKE HUGHES, CA 93532-0691

P.O. BOX 600

ROSEMEAD, CA 91771-0001

33 000 1603 00000017 000000000000131810000013181

## Details of your new charges

Your rate: DOMESTIC

Billing period: Nov 2 '11 to Dec 3 '11 (31 days)

### Delivery charges

Basic charge	31 days x \$0.02900
Energy-Winter	
Tier 1 (within baseline)	329 kWh x \$0.04655
Tier 2 (up to 30%)	99 kWh x \$0.06956
Tier 3 (31% to 100%)	230 kWh x \$0.15123
Tier 4 (101% to 200%)	50 kWh x \$0.18623
DWR bond charge	708 kWh x \$0.00505

### Generation charges

DWR	
Energy winter	69 kWh x \$0.03952
SCE	
Energy-Winter	
Tier 1 (within baseline)	297 kWh x \$0.08205
Tier 2 (up to 30%)	89 kWh x \$0.08205
Tier 3 (31% to 100%)	208 kWh x \$0.08205
Tier 4 (101% to 200%)	45 kWh x \$0.08205

Subtotal of your new charges

Los Angeles Co UUT

State tax

Your new charges

<b>Your Delivery charges include:</b>	\$0.90
• \$5.51 transmission charges	
• \$47.85 distribution charges	\$15.31
• \$0.06 nuclear decommissioning charges	\$6.89
• \$1.83 conservation incentive adjustment	\$34.78
• \$10.22 public purpose programs charge	\$9.31
• \$1.55 new system generation charge	\$3.58

### Your Generation charges include:

- \$6.56 competition transition charge

### Your overall energy charges include:

- \$1.14 franchise fees

### Additional information:

- DWR provided 9.654% of the energy you used this month
- Service voltage: 240 volts
- Your winter baseline allowance: 328.6 kWh

### Average cost per kilowatt hour

Tier 1	Tier 2	Tier 3	Tier 4	Tier 5
\$0.13	\$0.15	\$0.23	\$0.27	\$0.30
329 kWh	99 kWh	230 kWh	50 kWh	

### Understanding Your Bill...

Your usage for this billing period falls in the fourth tier. Energy usage is based upon a tiered structure. For most customers, the price you pay per kilowatt hour increases as you use more energy. The average cost per kilowatt hour (kWh) figures in the chart to the left are based on averages. Actual prices may vary. For more information visit [www.sce.com/tier](http://www.sce.com/tier).

## Things you should know

### GET ONLINE DISCOUNTS ON ENERGY SAVING LIGHT BULBS...

CFLs use up to 75% less energy than incandescent lights and can help reduce energy costs. Find SCE-discounted CFL lights through participating online retailers and save now. Visit [www.sce.com/CFLsOnline](http://www.sce.com/CFLsOnline) for details.

# Customer Connection

Please visit us at [www.sce.com](http://www.sce.com)

## SCE Invites You to "Round Up" Bill Payments to Help Those Less Fortunate

Southern California Edison (SCE) is inviting you to give a few pennies each month to the Energy Assistance Fund (EAF) to help neighbors in need.

SCE is committed to helping our customers when they need it the most. Since 1982, we have provided financial assistance to income-qualified customers through EAF, our non-profit and only direct payment assistance program. EAF is funded by SCE employees, shareholders and customers like you.

EAF helps people who meet income guidelines, including seniors, those with disabilities, or individuals facing financial hardships. The fund is an important part of our customer outreach efforts — especially in today's challenging economic environment — providing critical support to our customers who are having difficulty paying their electric bills. A maximum of \$100 is available to qualified customers once in a 12-month period.

You can now donate to EAF via a round-up or fixed option on your SCE bill payment stub. You may choose to round your monthly bill up to the next whole dollar (average \$6 per year) or give a fixed donation by specifying the amount you wish to add. Either option can be one-time or monthly. Simply sign the contribution form to confirm your donation.

For more details on how to contribute to EAF, please call **1-800-205-8596**, or visit [www.sce.com/eaef](http://www.sce.com/eaef).

Change of mailing address: 2-00-000-0001		Direct Payment (Automatic Debit) Enrollment: 2-00-000-0001	
STREET #	STREET NAME	APARTMENT #	ZIP CODE
CITY	STATE	ZIP CODE	ZIP CODE
TELEPHONE #	E-MAIL ADDRESS		
<input type="checkbox"/> Every Month <input type="checkbox"/> One Month only		<input type="checkbox"/> Every Month <input type="checkbox"/> One Month only	
Energy Assistance Fund (EAF): I want to help people pay their energy bill through EAF. For the visit <a href="http://www.sce.com/eaef">www.sce.com/eaef</a> or call (800) 205-8596. Round-up my bill to next whole dollar amount for EAF.		I hereby authorize SCE and my financial institution to automatically deduct my bill payment from my checking account as shown on my attached check, less certain days after my bill is mailed.	
Signature _____		Date _____	
To change your checking account information or to be removed from the Direct Payment program please call SCE @ 1-800-555-4555.			
Select one box only and send below for EAF:			

## Payment Arrangements and Extensions

If you are having difficulty paying your SCE bill, contact us to request a payment extension. We can also help you work out a more flexible payment arrangement.

**1-800-950-2356**

## Edison International in Your Community

As part of celebrating its 125th anniversary, Edison International, parent company of Southern California Edison (SCE), launched the 125 Days of Service volunteer program. To thank the communities Edison has served for more than a century, the company partnered with a host of nonprofit organizations and participated in more than 125 volunteer events this year. Teams of Edison employees worked hand in hand with other volunteers to improve the communities where they live and work.

To find out more about company programs and activities, follow us on Twitter @socal Edison.



Theresa, an employee from the Planning division of Southern California Edison, volunteered to help build houses for Habitat for Humanity.



P.O. Box 600  
Rosemead, CA  
91771-0001  
[www.sce.com](http://www.sce.com)

DEVOE, DEBBIE / Page 1 of 4

For billing and service inquiries call 1-800-684-8123,  
24 hrs a day, 7 days a week

Date bill prepared: Nov 3 '11

**Customer account 2-33-000-1603**

**Service account** 3-035-9995-69  
22111 W AVEN  
LANCASTER, CA

**Rotating outage** ~~Group A028~~

## Your account summary

Amount of your last bill	\$331.54
Payment we received on Oct 20 '11 - thank you	-\$331.54
Balance forward	\$0.00
Your new charges	\$158.57
<b>Total amount you owe by Nov 22 '11</b>	<b>\$158.57</b>

**Rotating outage** ~~Group A028~~

Set up Acad  
 CR 11/17 11/2  
 out #6 1533-6AD  
 our D 00

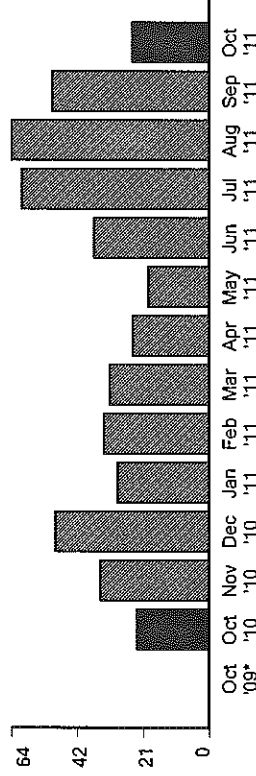
Compare the electricity you are using

Your current read for meter 308-445987 - Nov 2 '11	11770
Your previous read - Sep 30 '11	- 10949
<b>Total electricity you used this month in kWh</b>	<b>821</b>

*Your next meter read will be on or about Dec 5 '11.*

## Your daily average electricity usage (kWh)

2 Years ago: N/A  
Last year: 23.30  
This year: 24.88



\* No data available

Please return the payment stub below with your payment and make your check payable to Southern California Edison.

(14-574) Tear here

Tear here



SOUTHERN CALIFORNIA  
**EDISON**<sup>®</sup>  
INTERNATIONAL Company

**Customer account 2-33-000-1603**  
Please write this number on your check. Make your  
check payable to Southern California Edison.

Amount due by Nov 22 '11 \$158.57

Amount enclosed \$

Amount enclosed \$

STMT 11032011 P2 C06 T0149 027660 01 AT 0 3620 B007



DEVOE, DEBBIE  
PO BOX 691  
LAKE HUGHES CA 93532-0691

P.O. BOX 600  
ROSEMEAD, CA 91771-0001

[illegible]





An EDISON INTERNATIONAL® Company

## Details of your new charges

Your rate: DOMESTIC

Billing period: Sep 30 '11 to Oct 1 '11 (1 days Summer Season)  
Oct 1 '11 to Nov 2 '11 (32 days Winter Season)

### Delivery charges

Basic charge

Energy-Summer

Tier 1 (within baseline)

Tier 2 (up to 30%)

Tier 3 (31% to 100%)

Energy-Winter

Tier 1 (within baseline)

Tier 2 (up to 30%)

Tier 3 (31% to 100%)

Tier 4 (101% to 200%)

DWR bond charge

33 days x \$0.02900

16 kWh x \$0.04655

5 kWh x \$0.06956

4 kWh x \$0.15123

339 kWh x \$0.04655

102 kWh x \$0.06956

237 kWh x \$0.15123

118 kWh x \$0.18623

821 kWh x \$0.00505

### Your Delivery charges include:

- \$6.38 transmission charges
- \$55.40 distribution charges
- \$0.07 nuclear decommissioning charges
- \$7.65 conservation incentive adjustment
- \$11.86 public purpose programs charge
- \$1.79 new system generation charge

\$0.96

\$0.74

\$0.35

\$0.60

\$15.78

\$7.10

\$35.84

\$21.98

\$4.15

### Your Generation charges include:

- \$7.60 competition transition charge

### Generation charges

DWR

Energy summer

Energy winter

SCE

Energy-Summer

Tier 1 (within baseline)

Tier 2 (up to 30%)

Tier 3 (31% to 100%)

Energy-Winter

Tier 1 (within baseline)

Tier 2 (up to 30%)

Tier 3 (31% to 100%)

Tier 4 (101% to 200%)

2 kWh x \$0.03952

77 kWh x \$0.03952

14 kWh x \$0.08205

5 kWh x \$0.08205

4 kWh x \$0.08205

306 kWh x \$0.08205

92 kWh x \$0.08205

214 kWh x \$0.08205

107 kWh x \$0.08205

\$0.08

\$3.04

\$1.15

\$0.41

\$0.33

\$25.11

\$7.55

\$17.56

\$8.78

### Your overall energy charges include:

- \$1.37 franchise fees

### Additional information:

- DWR provided 9.632% of the energy you used this month
- Service voltage: 240 volts
- Your summer baseline allowance: 16.1 kWh
- Your winter baseline allowance: 339.2 kWh

Subtotal of your new charges

Los Angeles Co UUT

State tax

Your new charges

\$151.51 x 4.50000%

821 kWh x \$0.00029

\$151.51

\$6.82

\$0.24

**\$158.57**

### Average cost per kilowatt hour

Tier 1	Tier 2	Tier 3	Tier 4	Tier 5
\$0.13	\$0.15	\$0.23	\$0.27	\$0.30

355 kWh      107 kWh      241 kWh      118 kWh

### Understanding Your Bill...

Your usage for this billing period falls in the fourth tier. Energy usage is based upon a tiered structure. For most customers, the price you pay per kilowatt hour increases as you use more energy.

The average cost per kilowatt hour

(kWh) figures in the chart to the left are based on averages. Actual prices may vary. For more information visit

[www.sce.com/tier](http://www.sce.com/tier)

## Things you should know

### SUMMER/WINTER BASELINE CHARGES...

This billing cycle falls between the summer baseline season (which runs from June 1st through September 30th) and the winter baseline season (which runs from October 1st through May 31st). Therefore, you will see two sets of Baseline Charges in the Details section of your bill, reflecting your usage during both the winter and summer baseline seasons. Please note that you were not charged twice for your usage. For more information about baseline seasons, please visit [www.sce.com/baseline](http://www.sce.com/baseline).



P.O. Box 600  
Rosemead, CA  
91771-0001  
[www.sce.com](http://www.sce.com)

## DEVOE, DEBBIE / Page 1 of 6

Date bill prepared: Oct 1 '11

22111 W AVENUE E7  
LANCASTER, CA 93536

Amount of your last bill	\$429.73
Payment we received on Sep 20 '11 - thank you	-\$429.73
Balance forward	\$0.00
Your new charges	\$331.54
<b>Total amount you owe by Oct 20 '11</b>	<b>\$331.54</b>



५

[illegible]



An EDISON INTERNATIONAL® Company

## Details of your new charges

Your rate: DOMESTIC

Billing period: Aug 30 '11 to Sep 30 '11 (31 days)

### Delivery charges

Basic charge

Energy-Summer

Tier 1 (within baseline)

Tier 2 (up to 30%)

Tier 3 (31% to 100%)

Tier 4 (101% to 200%)

Tier 5 (more than 200%)

DWR bond charge

31 days x \$0.02900  
499 kWh x \$0.04655  
150 kWh x \$0.06956  
349 kWh x \$0.15123  
499 kWh x \$0.18623  
68 kWh x \$0.22123  
1,565 kWh x \$0.00505

**Your Delivery charges include:**

- \$12.19 transmission charges
- \$104.68 distribution charges
- \$0.14 nuclear decommissioning charges
- \$51.94 conservation incentive adjustment
- \$22.60 public purpose programs charge
- \$3.42 new system generation charge

### Generation charges

DWR

Energy summer

SCE

Energy-Summer

Tier 1 (within baseline)

Tier 2 (up to 30%)

Tier 3 (31% to 100%)

Tier 4 (101% to 200%)

Tier 5 (more than 200%)

348 kWh x \$0.03952  
388 kWh x \$0.08205  
117 kWh x \$0.08205  
271 kWh x \$0.08205  
388 kWh x \$0.08205  
53 kWh x \$0.08205

**Your Generation charges include:**

- \$14.49 competition transition charge

**Your overall energy charges include:**

- \$2.87 franchise fees

### Additional information:

- DWR provided 22.207% of the energy you used this month
- Service voltage: 240 volts
- Your summer baseline allowance: 499.1 kWh

Subtotal of your new charges

Los Angeles Co UUT

State tax

Your new charges

\$316.83 x 4.50000%  
1,565 kWh x \$0.00029  
\$316.83  
\$14.26  
\$0.45  
**\$331.54**

### Average cost per kilowatt hour

Tier 1	Tier 2	Tier 3	Tier 4	Tier 5
\$0.12	\$0.15	\$0.23	\$0.26	\$0.30

499 kWh      150 kWh      349 kWh      499 kWh      68 kWh

### Understanding Your Bill...

Your usage for this billing period falls in the fifth tier. Energy usage is based upon a tiered structure. For most customers, the price you pay per kilowatt hour increases as you use more energy. The average cost per kilowatt hour(kWh) figures in the chart to the left are based on averages. Actual prices may vary. For more information visit [www.sce.com/tier](http://www.sce.com/tier).

## Things you should know

### Visit SCE at the Fair....

Find out about energy saving tips, rebates and programs by visiting SCE at the Los Angeles County Fair. Customers who bring in a recent copy of their SCE bill will receive a free gift while supplies last.

Please visit us at [www.sce.com](http://www.sce.com)

## SOUTHERN CALIFORNIA EDISON'S ELECTRIC RATE OPTIONS

Para solicitar una copia en español de esta notificación, por favor escriba a:

Southern California Edison  
P.O. Box 800, G.O. 1, Quad 4A  
Rosemead, CA 91770  
á la atención de Comunicaciones Corporativas,  
o visita [www.sce.com/avisos](http://www.sce.com/avisos).

**Below are brief descriptions of various rate options for Southern California Edison's (SCE) residential customers.**

SCE provides these descriptions to help customers understand what rate options are available to help manage monthly electric bills. Your current rate is listed on your electric bill. Your bill separates the costs of generation and costs related to the delivery of electricity. The charges for generation include costs related to the operation of SCE's electric generating plants, plus the cost of purchasing power from other sources. In addition, generation charges include the cost of electricity obtained through the California Department of Water Resources (DWR). Minor adjustments in the charges on your electric bill from month to month reflect adjustments in the amount of electricity being provided by the DWR. The DWR buys electricity for California utility customers under long-term power purchase contracts. Eligibility requirements, terms and conditions apply and may vary for each rate schedule. Please refer to SCE's Tariff Books for a complete list of terms and conditions of service at [www.sce.com/tariffbooks](http://www.sce.com/tariffbooks).

For complete details and specific pricing, please visit [www.sce.com/rateoptions](http://www.sce.com/rateoptions), or call us at 1-800-655-4555 to see if you qualify for one of the energy and money-saving rates below.

### RATE SCHEDULES

**Domestic (D):** This rate schedule serves domestic customers and is applicable to those who are individually-metered by SCE and who live in single-family dwellings (houses, townhouses, condominiums, apartments, rental units, manufactured houses or mobile homes). Schedule D has a lower energy rate for all electricity used up to the Baseline\* amount. Energy used up to this point is considered Tier 1. Electricity used above Baseline (Tier 2 through Tier 5) is priced higher. Schedule D also has a daily "basic charge" that is independent of the energy charges, and covers a portion of costs for services such as meter reading and customer billing.

#### \* Baseline

"Baseline" refers to a specific amount of energy allocated to residential customers that is charged at a lower price than energy used in excess of that amount. California's regulated energy utilities are mandated to allocate a Baseline quantity to each residential customer, based upon that customer's geographic area, the season (winter or summer), and whether the customer has a single source of energy (i.e., if customer's home is "all electric") or a combination of gas and electric ("basic" service). The electricity consumed each month is priced across five tiers. Energy usage in Tier 1 is charged at the lowest possible rate, or Baseline rate. As usage increases and moves into Tiers 2, 3, 4 and 5, the price for energy in each tier is charged at a higher rate. Customers can check the "Details of Your New Charges" section of their bills to see what tier their usage falls into each month.

**Medical Baseline** is an additional allowance of kilowatt hours (kWh) charged at the Baseline rate, and is available to customers or their household members who require the regular use of electrical life support or essential medical equipment, or have a qualifying illness. The standard Medical Baseline allocation is 16.5 kWh per day, in addition to the daily Baseline allocation residential customers receive.

**Schedule D customers may be eligible for other pricing options that could further lower their electric bills, such as:**

**Residential Summer Discount Plan (Base) and D-APS-E (Enhanced):** This option offers qualifying customers a credit on their bills during summer months for allowing SCE to temporarily shut off their central air conditioner compressor, without advance notice, for a limited number of times during the summer season. Customers allow SCE access to their properties to install remotely controlled devices on their air conditioning units. Customers on the following rate schedules are ineligible: DM, DMS-1, DMS-2, DMS-3, DS, or PCT. Customers who receive a medical baseline allocation for air conditioning are not eligible, and customers participating in SCE's Net Energy Metering (NEM) program may not receive the full summer season credit on the Summer Discount Plan if the amount of energy generated is more than the amount of energy used.

### Domestic - California Alternate Rates for Energy (Schedule D-CARE):

This program provides reduced rates for income-qualified customers. Schedule D-CARE rates are on average 20 percent lower than rates contained in Schedule D. Household income must be at or less than the CARE income guidelines, defined as 200 percent of the Federal Poverty Guidelines. Qualifying income guidelines are shown on the CARE application. This rate may also be applicable with other residential rate schedules.

**Domestic - Family Electric Rate Assistance (FERA):** This program offers a discounted rate to income-qualified households. There must be a minimum of three or more persons residing in a household and the total household income must be at or less than 250 percent of the Federal Poverty Guidelines. Tier 3 kWh usage (usage exceeding baseline by 131 percent or more) will be billed at Tier 2 rates. Qualifying income guidelines are shown on the FERA application. FERA is not available to CARE customers.

(continued on next page)



P.O. Box 600  
Rosemead, CA  
91771-0001  
www.sce.com

# Your electricity bill

DEVOE, DEBBIE / Page 1 of 6

For billing and service inquiries call 1-800-684-8123,  
24 hrs a day, 7 days a week

Date bill prepared: Aug 31 '11

Customer account 2-33-000-1603

Service account 3-035-9995-69  
22111 W AVENUE E7  
LANCASTER, CA 93536

Rotating outage Group A028

## Your account summary

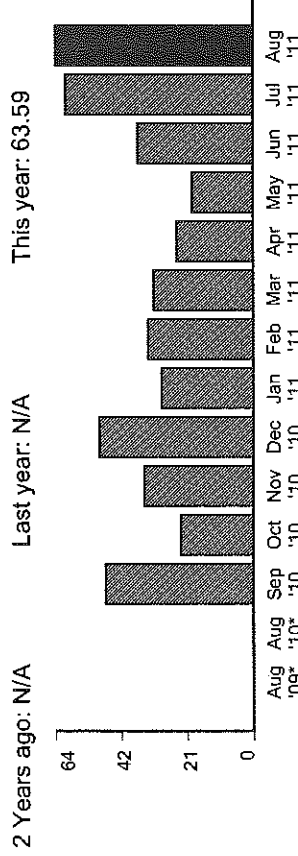
Amount of your last bill	\$442.20
Payment we received on Aug 22 '11 - thank you	-\$442.20
Balance forward	\$0.00
Your new charges	\$429.73
<b>Total amount you owe by Sep 19 '11</b>	<b>\$429.73</b>

## Compare the electricity you are using

Your current read for meter 308-445987 - Aug 30 '11 09384  
Your previous read - Aug 1 '11 -07540  
**Total electricity you used this month in kWh 1,844**

Your next meter read will be on or about Sep 30 '11.

## Your daily average electricity usage (kWh)



\* No data available

(14-574)

Tear here

Tear here



Customer account 2-33-000-1603  
Please write this number on your check. Make your  
check payable to Southern California Edison.

Please return the payment stub below with your payment and make your check payable to Southern California Edison.  
If you want to pay in person, call 1-800-747-8908 for locations, or you can pay online at [www.sce.com](http://www.sce.com)

Amount due by Sep 19 '11 **\$429.73**  
Amount enclosed \$

STMT 08312011 P2 C04 T0127 024034 01 AT 0.3620 B007



DEVOE, DEBBIE  
PO BOX 691  
LAKE HUGHES, CA 93532-0691

P.O. BOX 600  
ROSEMEAD, CA 91771-0001

33 000 1603 00000013 0000000000000429730000042973



An EDISON INTERNATIONAL® Company

## Details of your new charges

Your rate: DOMESTIC

Billing period: Aug 1 '11 to Aug 30 '11 (29 days)

### Delivery charges

Basic charge	29 days x \$0.02900
Energy-Summer	
Tier 1 (within baseline)	467 kWh x \$0.04655
Tier 2 (up to 30%)	140 kWh x \$0.06956
Tier 3 (31% to 100%)	327 kWh x \$0.15123
Tier 4 (101% to 200%)	467 kWh x \$0.18623
Tier 5 (more than 200%)	443 kWh x \$0.22123
DWR bond charge	1,844 kWh x \$0.00505

**Your Delivery charges include:**

- \$14.35 transmission charges
- \$123.12 distribution charges
- \$0.17 nuclear decommissioning charges
- \$98.01 conservation incentive adjustment
- \$26.63 public purpose programs charge
- \$4.03 new system generation charge

### Generation charges

DWR	
Energy summer	391 kWh x \$0.03952
SCE	

**Your Generation charges include:**

- \$17.08 competition transition charge

### Energy-Summer

Tier 1 (within baseline)	368 kWh x \$0.08205
Tier 2 (up to 30%)	110 kWh x \$0.08205
Tier 3 (31% to 100%)	258 kWh x \$0.08205
Tier 4 (101% to 200%)	368 kWh x \$0.08205
Tier 5 (more than 200%)	349 kWh x \$0.08205

**Your overall energy charges include:**

- \$30.19
- \$9.03
- \$21.17
- \$30.19
- \$28.64

### Additional information:

- DWR provided 21.148% of the energy you used this month
- Service voltage: 240 volts
- Your summer baseline allowance: 466.9 kWh

Subtotal of your new charges	\$410.72
Los Angeles Co UUT	\$18.48
State tax	\$0.53

### Your new charges

**\$429.73**

### Average cost per kilowatt hour

Tier 1	Tier 2	Tier 3	Tier 4	Tier 5
\$0.12	\$0.15	\$0.23	\$0.26	\$0.30
467 kWh	140 kWh	327 kWh	467 kWh	443 kWh

### Understanding Your Bill...

Your usage for this billing period falls in the fifth tier. Energy usage is based upon a tiered structure. For most customers, the price you pay per kilowatt hour increases as you use more energy. The average cost per kilowatt hour(kWh) figures in the chart to the left are based on averages. Actual prices may vary. For more information visit [www.sce.com/tier](http://www.sce.com/tier).

## Things you should know

### Visit SCE at the Fair...

Find out about energy saving tips, rebates and programs by visiting SCE at the SCE booth at the Orange, Ventura and Los Angeles County Fairs. Customers who bring in a recent copy of their SCE bill will receive a free gift while supplies last.

Please visit us at [www.sce.com](http://www.sce.com)

## Make a Voluntary Contribution Today For a Cleaner Tomorrow

How can you help the nation's most populous state become a more environmentally friendly place to live and work? Simply make a voluntary contribution toward technologies that will capture greater amounts of renewable energy from resources such as the sun, wind, biomass, and geothermal formations.

Your contribution will help California meet its goal of generating more renewable energy and help educate consumers about the benefits of investing in renewable energy today for a cleaner environment tomorrow.

To make your voluntary contribution, enclose a check for any amount, payable to the Renewable Resource Trust Fund. In the return envelope with your bill payment. Upon receipt, we will forward your contribution to the California Energy Commission, which administers this fund. You can also mail your contribution directly to the California Energy Commission, Renewable Resource Trust Fund, P.O. Box 944295, Sacramento, California 94244-2950. For more information, please call (800) 555-7794, or visit [www.sce.com/cecfund](http://www.sce.com/cecfund)

## Stay On Budget With SCE's Level Pay Plan

One easy way SCE can help you simplify your monthly budget is with our Level Pay Plan. This plan allows you to spread higher summer and lower winter bills into equal monthly payments over an entire year, based on your electricity usage for the previous 12 months.

### Here's how the plan works:

- ◆ The cost of electricity you've used over the past 12 months is calculated at current rates. This dollar amount is divided by 11 and becomes the Level Pay Plan amount. For the 12th month, you'll receive a "settlement bill" on your Level Pay Plan statement page.
- ◆ If your average electricity usage increased over the period, your year-end statement will show a balance due.
- ◆ If you used less electricity over the period, the savings will be credited to your next bill.
- ◆ Your account is automatically reviewed and your Level Pay Plan amount may be adjusted to reduce your settlement balance in the 12th month.

Level Pay Plan can help you map out your electricity costs ahead of time, and if your usage remains steady, the plan will give you a better handle on your energy budget for the upcoming year.

The program is based on eligibility and some restrictions apply. To learn more about Level Pay Plan or to enroll, call (800) 434-2365 or visit [www.sce.com/levelpayplan](http://www.sce.com/levelpayplan)

## Health and Safety Tips for Temperature-Sensitive Customers

Extreme hot weather may be harmful to people who are in poor health or those who are sensitive to high temperatures. Here are steps you can take to avoid heat-related illness this summer, should you be without air conditioning:

To help you stay cool in hot weather:

- ◆ Take a cool shower or bath.
- ◆ Wear lightweight, loose, light-colored clothing and a head covering.
- ◆ Stay out of direct sunlight and limit outdoor activity to covered or shaded areas.
- ◆ Drink plenty of water to stay hydrated.
- ◆ Visit a movie theatre, an air-conditioned mall, a library or a community center.
- ◆ Visit friends or family whose homes are air-conditioned and are located in areas not affected by severe weather or rotating outages.

## What To Do During Rotating Outages?

A rotating outage is a temporary electricity outage that helps protect the integrity of the overall electric system. You can prepare for rotating outages by planning ahead: To learn which rotating group you or your friends and family members are assigned to, or to learn if there is a current rotating outage in your group, visit [www.sce.com/rotatinggroup](http://www.sce.com/rotatinggroup) and type in your zip code.

Note: Rotating outages are designed to last no more than one hour. Customers in rotating outage group N001 are normally not subject to rotating outages. Your rotating outage group number is located at the top of your bill.

## Cooling Stations

Customers who are temperature-sensitive may find it more comfortable to visit one of our "Cooling Stations" if rotating outages impact their residences. Cooling Stations are air-conditioned facilities providing temporary relief from the extreme heat. These facilities are normally exempt from rotating outages and are open to the public.

For a list of Cooling Stations, visit [www.sce.com/planahead](http://www.sce.com/planahead) and click on **Volunteer Cooling Station Locations**. Or, call (800) 655-4555 to obtain a list of Cooling Stations in your area.

## Cool Centers

SCE also has facilities called "Cool Centers" designed to provide residential customers with safe, air-conditioned locations to visit so that they can save energy and money by not running their own cooling systems at home. These centers may be especially helpful for residential customers who are income-qualified, seniors or those with special needs. Cool Centers are open from June 1 through October 15. To find a center near you, visit [www.sce.com/coolcenters](http://www.sce.com/coolcenters).

## Advance Notification of a Rotating Outage

When possible, SCE will provide advance notice of a rotating outage via an automated telephone message to residential customers, or to someone in a customer's household who files an application certifying that his or her health is at risk when he or she is exposed to extreme temperatures.

Note: If you already participate in SCE's Medical Baseline program, you are automatically enrolled and do not need to complete this application form. Medical Baseline program participants receive advance notification, whenever possible, of rotating power outages that may affect them.

To sign up for advance notification, visit [www.sce.com/planahead](http://www.sce.com/planahead) and click on **Extreme Temperature Sensitivity notification service** to download the application. Or, call (800) 655-4555 to request an application.

Return the completed application to:

Southern California Edison  
Temperature-Sensitive Customer Representative  
P. O. Box 6400  
Rancho Cucamonga, CA 91729

Upon receipt of your application, SCE will place your name on a calling list to receive advance notice, whenever practical, if a rotating outage is anticipated in your area. This service will be provided to you at no cost.





An EDISON INTERNATIONAL® Company

## Details of your new charges

Your rate: DOMESTIC

Billing period: Jun 30 '11 to Aug 1 '11 (32 days)

### Delivery charges

Basic charge	32 days x \$0.02900
Energy-Summer	
Tier 1 (within baseline)	515 kWh x \$0.04655
Tier 2 (up to 30%)	155 kWh x \$0.06956
Tier 3 (31% to 100%)	361 kWh x \$0.15123
Tier 4 (101% to 200%)	515 kWh x \$0.18623
Tier 5 (more than 200%)	388 kWh x \$0.22123
DWR bond charge	1,934 kWh x \$0.00505

### Generation charges

DWR	
Energy summer	420 kWh x \$0.03952
SCE	

### Energy-Summer

Tier 1 (within baseline)	403 kWh x \$0.08205
Tier 2 (up to 30%)	121 kWh x \$0.08205
Tier 3 (31% to 100%)	283 kWh x \$0.08205
Tier 4 (101% to 200%)	403 kWh x \$0.08205
Tier 5 (more than 200%)	304 kWh x \$0.08205

### Subtotal of your new charges

Los Angeles Co UUT	\$422.62 x 4.50000%
State tax	1,934 kWh x \$0.00029

### Your new charges

<b>Your Delivery charges include:</b>	
• \$15.06 transmission charges	\$0.93
• \$129.18 distribution charges	\$23.97
• \$0.17 nuclear decommissioning charges	\$10.78
• \$95.02 conservation incentive adjustment	\$54.59
• \$27.93 public purpose programs charge	\$95.91
• \$4.22 new system generation charge	\$85.84
	\$9.77
<b>Your Generation charges include:</b>	
• \$17.91 competition transition charge	\$16.60
<b>Your overall energy charges include:</b>	
• \$3.83 franchise fees	\$33.07
<b>Additional information:</b>	
• DWR provided 21.723% of the energy you used this month	\$9.93
• Service voltage: 240 volts	\$23.22
• Your summer baseline allowance: 515.2 kWh	\$33.07
	\$24.94
	\$422.62
	\$19.02
	\$0.56
	<b>\$442.20</b>

### Average cost per kilowatt hour

	Tier 1	Tier 2	Tier 3	Tier 4	Tier 5
	\$0.12	\$0.15	\$0.23	\$0.26	\$0.30

515 kWh	155 kWh	361 kWh	515 kWh	388 kWh
---------	---------	---------	---------	---------

### Understanding Your Bill...

Your usage for this billing period falls in the fifth tier. Energy usage is based upon a tiered structure. For most customers, the price you pay per kilowatt hour increases as you use more energy. The average cost per kilowatt hour(kWh) figures in the chart to the left are based on averages. Actual prices may vary. For more information visit [www.sce.com/tier](http://www.sce.com/tier).

## Things you should know

### Correction to SCE's Notice of Rate Increase Application (A.) A.11-04-001:

In its customer bills sent during April and May 2011, SCE notified customers that it had filed an application for a rate increase with the California Public Utilities Commission (CPUC) on April 1, 2011, A.11-04-001. SCE's notice included a "Customer Group Revenue Impact" table that erroneously listed SCE's requested rate increase as \$25.613 billion, instead of the correct amount of \$25.613 million.

### Visit SCE at the Fair....

Find out about energy saving tips, rebates and programs by visiting SCE at the SCE booth at the Orange, Ventura and Los Angeles County Fairs. Customers who bring in a recent copy of their SCE bill will receive a free gift while supplies last.



P.O. Box 600  
Rosemead, CA  
91771-0001  
www.sce.com

# Your electricity bill

An EDISON INTERNATIONAL® Company

DEVOE, DEBBIE / Page 1 of 4

For billing and service inquiries call 1-800-684-8123,  
24 hrs a day, 7 days a week

Date bill prepared: Jul 1 '11

Customer account 2-33-000-1603

Service account 3-035-9995-69  
22111 W AVENUE E7  
LANCASTER, CA 93536

Rotating outage Group A028

## Your account summary

Amount of your last bill	\$98.10
Payment we received on Jun 20 '11 - thank you	-\$98.10
Balance forward	\$0.00
Your new charges	\$200.19
<b>Total amount you owe by Jul 20 '11</b>	<b>\$200.19</b>

**\$** *Pay How Group 7/15 as of 7/12 trying to see if can pay it from what's in Acct*

## Compare the electricity you are using

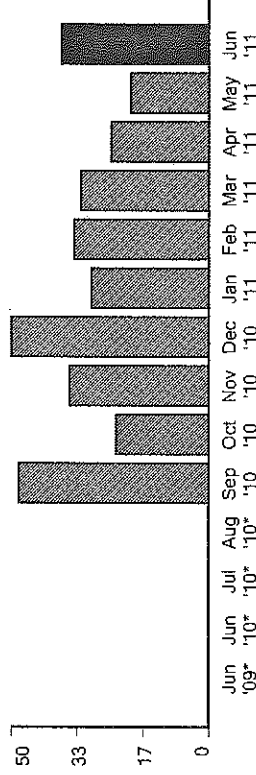
Your current read for meter 308-445987 - Jun 30 '11	05606
Your previous read - Jun 1 '11	-04527
<b>Total electricity you used this month in kWh</b>	<b>1,079</b>

Your next meter read will be on or about Aug 2 '11.

*Paid 30A Acct 8/11 pay  
set up 7/12  
out 7/19  
\$200.19  
CONF #  
CL5RO RND77*

## Your daily average electricity usage (kWh)

2 Years ago: N/A Last year: N/A This year: 37.21



\* No data available

(14-574)

Tear here

Please return the payment stub below with your payment and make your check payable to Southern California Edison.

Tear here



Customer account 2-33-000-1603  
Please write this number on your check. Make your  
check payable to Southern California Edison.

Amount due by Jul 20 '11

\$200.19

Amount enclosed \$

STMT 07012011 P2 C04 T0126 023587 01 AT 0.3620 B007



DEVOE, DEBBIE  
PO BOX 691  
LAKE HUGHES, CA 93532-0691

P.O. BOX 600  
ROSEMEAD, CA 91771-0001

33 000 1603 00000013 000000000000200190000020019

## Details of your new charges

Your rate: DOMESTIC

Billing period: Jun 1 '11 to Jun 30 '11 (29 days)

### Delivery charges

Basic charge

29 days x \$0.02900

\$0.84

### Your Delivery charges include:

- \$8.39 transmission charges
- \$72.38 distribution charges
- \$0.10 nuclear decommissioning charges
- \$9.69 conservation incentive adjustment
- \$15.58 public purpose programs charge
- \$2.36 new system generation charge

Energy-Summer

467 kWh x \$0.04655

\$21.74

Tier 1 (within baseline)

140 kWh x \$0.06956

\$9.74

Tier 2 (up to 30%)

327 kWh x \$0.15123

\$49.45

Tier 3 (31% to 100%)

145 kWh x \$0.18623

\$27.00

Tier 4 (101% to 200%)

1,079 kWh x \$0.00505

\$5.45

DWR bond charge

### Generation charges

DWR

270 kWh x \$0.03952

\$10.67

Energy summer

350 kWh x \$0.08205

\$28.72

SCE

105 kWh x \$0.08205

\$8.62

Energy-Summer

245 kWh x \$0.08205

\$20.10

Tier 1 (within baseline)

109 kWh x \$0.08205

\$8.94

Tier 2 (up to 30%)

\$191.27

\$8.61

Tier 3 (31% to 100%)

1,079 kWh x \$0.00029

\$0.31

Tier 4 (101% to 200%)

\$200.19

\$8.94

Subtotal of your new charges

\$191.27 x 4.50000%

\$8.61

Los Angeles Co UUT

1,079 kWh x \$0.00029

\$0.31

State tax

\$200.19

\$8.94

Your new charges

\$191.27

\$8.61

\$0.31

\$200.19

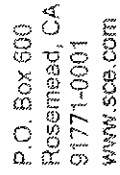
### Average cost per kilowatt hour

Tier 1	Tier 2	Tier 3	Tier 4	Tier 5
\$0.12	\$0.15	\$0.23	\$0.26	\$0.30

467 kWh      140 kWh      327 kWh      145 kWh

### Understanding Your Bill...

Your usage for this billing period falls in the fourth tier. Energy usage is based upon a tiered structure. For most customers, the price you pay per kilowatt hour increases as you use more energy. The average cost per kilowatt hour(kWh) figures in the chart to the left are based on averages. Actual prices may vary. For more information visit [www.sce.com/tier](http://www.sce.com/tier).



## DEVOE, DEBBIE / Page 1 of 6

B7E600000T96000000000000 H1000000 E09T 000 EE



P.O. Box 600  
Rosemead, CA  
91771-0001  
www.sce.com

# Your electricity bill

DEVOE, DEBBIE / Page 1 of 4

For billing and service inquiries call 1-800-684-8123,  
24 hrs a day, 7 days a week

Date bill prepared: Aug 2 '11

Customer account 2-33-000-1603

Service account 3-035-9995-69  
22111 W AVENUE E7  
LANCASTER, CA 93536

Rotating outage Group A028

## Your account summary

Amount of your last bill	\$200.19
Payment we received on Jul 19 '11 - thank you	-\$200.19
Balance forward	\$0.00
Your new charges	\$442.20
<b>Total amount you owe by Aug 22 '11</b>	<b>\$442.20</b>



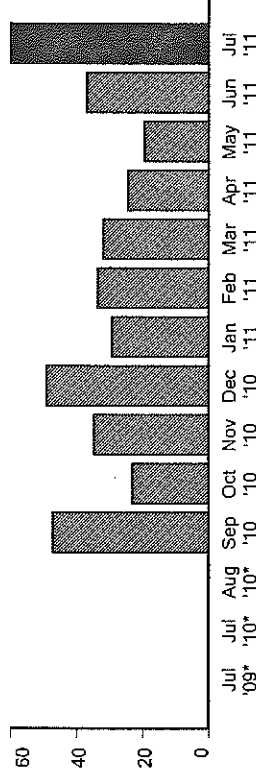
## Compare the electricity you are using

Your current read for meter 308-445987 - Aug 1 '11 07540  
Your previous read - Jun 30 '11 -05606  
**Total electricity you used this month in kWh** 1,934

Your next meter read will be on or about Aug 31 '11.

## Your daily average electricity usage (kWh)

2 Years ago: N/A Last year: N/A This year: 60.44



\* No data available

(14-574)

Tear here

Tear here



Customer account 2-33-000-1603  
Please write this number on your check. Make your  
check payable to Southern California Edison.

Amount due by Aug 22 '11

\$442.20

Amount enclosed

\$



DEVOE, DEBBIE  
PO BOX 691  
LAKE HUGHES, CA 93532-0691

P.O. BOX 600  
ROSEMEAD, CA 91771-0001

33 000 1603 00000014 000000000000442200000044220

## Details of your new charges

Your rate: DOMESTIC

Billing period: May 3 '11 to Jun 1 '11 (29 days)

### Delivery charges

Basic charge	29 days x \$0.02900	\$0.84
Energy-Winter		
Tier 1 (within baseline)	307 kWh x \$0.03986	\$12.24
Tier 2 (up to 30%)	92 kWh x \$0.05977	\$5.50
Tier 3 (31% to 100%)	170 kWh x \$0.15575	\$26.48
DWR bond charge	569 kWh x \$0.00505	\$2.87

**Your Delivery charges include:**

- \$4.84 transmission charges
- \$38.80 distribution charges
- \$0.36 nuclear decommissioning charges
- ~\$6.19 conservation incentive adjustment
- \$6.25 public purpose programs charge
- \$0.84 new system generation charge

### Generation charges

DWR		
Energy winter	154 kWh x \$0.03952	\$6.09
SCE		
Energy-Winter		
Tier 1 (within baseline)	224 kWh x \$0.09564	\$21.42
Tier 2 (up to 30%)	67 kWh x \$0.09564	\$6.41
Tier 3 (31% to 100%)	124 kWh x \$0.09564	\$11.86

**Your Generation charges include:**

- \$4.46 competition transition charge

**Your overall energy charges include:**

- \$0.85 franchise fees

Subtotal of your new charges	\$93.71
Los Angeles Co UUT	\$4.22
State tax	\$0.17
<b>Your new charges</b>	<b>\$98.10</b>

**Additional information:**

- DWR provided 27.007% of the energy you used this month
- Service voltage: 240 volts
- Your winter baseline allowance: 307.4 kWh

### Average cost per kilowatt hour

	Tier 1	Tier 2	Tier 3	Tier 4	Tier 5
	\$0.13	\$0.15	\$0.24	\$0.28	\$0.31
307 kWh		92 kWh	170 kWh		

### Understanding Your Bill...

Your usage for this billing period falls in the third tier. Energy usage is based upon a tiered structure. For most customers, the price you pay per kilowatt hour increases as you use more energy. The average cost per kilowatt hour(kWh) figures in the chart to the left are based on averages. Actual prices may vary. For more information visit [www.sce.com/tier](http://www.sce.com/tier).

## Things you should know

**You may notice a change in your billing statement.....**

Effective 6/1/2011, the billing rates that calculate your bill have been modified. You may notice reoccurring line items in the "Details of your new charges" section reflecting the bill calculation before and after the rate change. The first line items reflect the rates prior to 6/1/2011 and the second line items reflect the rates after 6/1/2011. For more information, please visit [www.sce.com/bill\\_change](http://www.sce.com/bill_change).

## Health and Safety Tips for Temperature-Sensitive Customers

Extreme hot weather may be harmful to people who are in poor health or those who are sensitive to high temperatures. Here are steps you can take to avoid heat-related illness this summer, should you be without air conditioning:

To help you stay cool in hot weather:

- ♦ Take a cool shower or bath.
- ♦ Wear lightweight, loose, light-colored clothing and a head covering.
- ♦ Stay out of direct sunlight and limit outdoor activity to covered or shaded areas.
- ♦ Drink plenty of water to stay hydrated.
- ♦ Visit a movie theatre, an air-conditioned mall, a library or a community center.
- ♦ Visit friends or family whose homes are air-conditioned and are located in areas not affected by severe weather or rotating outages.

### What To Do During Rotating Outages?

A rotating outage is a temporary electricity outage that helps protect the integrity of the overall electric system. You can prepare for rotating outages by planning ahead: To learn which rotating group you or your friends and family members are assigned to, or to learn if there is a current rotating outage in your group, visit [www.sce.com/rotatinggroup](http://www.sce.com/rotatinggroup) and type in your zip code.

Note: Rotating outages are designed to last no more than one hour. Customers in rotating outage group N001 are normally not subject to rotating outages. Your rotating outage group number is located at the top of your bill.

### Cooling Stations

Customers who are temperature-sensitive may find it more comfortable to visit one of our "Cooling Stations" if rotating outages impact their residences. Cooling Stations are air-conditioned facilities providing temporary relief from the extreme heat. These facilities are normally exempt from rotating outages and are open to the public.

For a list of Cooling Stations, visit [www.sce.com/planahead](http://www.sce.com/planahead) and click on Volunteer Cooling Station Locations. Or, call (800) 655-4555 to obtain a list of Cooling Stations in your area.

### Cool Centers

SCE also has facilities called "Cool Centers" designed to provide residential customers with safe, air-conditioned locations to visit so that they can save energy and money by not running their own cooling systems at home. These centers may be especially helpful for residential customers who are income-qualified, seniors or those with special needs. Cool Centers are open from June 1 through October 15. To find a center near you, visit [www.sce.com/coolcenters](http://www.sce.com/coolcenters).

### Advance Notification of a Rotating Outage

When possible, SCE will provide advance notice of a rotating outage via an automated telephone message to residential customers, or to someone in a customer's household who files an application certifying that his or her health is at risk when he or she is exposed to extreme temperatures.

Note: If you already participate in SCE's Medical Baseline program, you are automatically enrolled and do not need to complete this application form. Medical Baseline program participants receive advance notification, whenever possible, of rotating power outages that may affect them.

To sign up for advance notification, visit [www.sce.com/planahead](http://www.sce.com/planahead) and click on Extreme Temperature Sensitivity notification service to download the application. Or, call (800) 655-4555 to request an application.

Return the completed application to:

Southern California Edison  
Temperature-Sensitive Customer Representative  
P. O. Box 6400  
Rancho Cucamonga, CA 91729

Upon receipt of your application, SCE will place your name on a calling list to receive advance notice, whenever practical, if a rotating outage is anticipated in your area. This service will be provided to you at no cost.

## Safety Around Electricity

Electricity can be dangerous. Coming into contact with electrical current can cause serious injury or even death. To help you and your loved ones stay safe around electricity, here are tips to keep and share.

### Stay Far Away from Downed Electricity Wires

If you see a downed electricity wire, stay at least 10 feet away from it, and keep others away too. Never touch or move a downed power line, even with a stick, tree branch or other tool. Remember that downed electricity wires are deadly. Downed lines may still be "live" or can become "live" at any time, without notice.

### If You See a Fallen Wire, Call 9-1-1 Right Away

After a downed power line has touched the ground, electrical current can travel through the ground and injure anyone who approaches. Call 9-1-1 and report that there is an electrical emergency. Stay far away from anything that has come in contact with electrical current. Don't even approach a person who appears to have been electrocuted, because he or she and the ground around may still be energized.

### "Look Up and Live" – Avoid Overhead Power Lines

Look up first and stay away from overhead power lines when using a ladder, a pool skimmer, pruning shears, and other tools that extend over your head. Remind your family and loved ones to stay at least 10 feet away from overhead wires. Anything that comes in contact with electrical wires, will become a power line.

### "Know What's Below" – Call 8-1-1 Before You Dig.

You should not make assumptions about having your utility lines marked, because every digging job requires a call – even small projects like planting trees and shrubs. Digging without calling can disrupt electric service to an entire neighborhood and harm you and those around you. Whether you are planning to do it yourself or hire a professional, smart digging means calling 8-1-1 before each job.

### Safety Tips: Discuss with Loved Ones

Safety is important, and reviewing safety tips with family and loved ones can help them stay safe for the long run.

To learn more about safety around electricity, visit [www.sce.com/safety](http://www.sce.com/safety).





P.O. Box 600  
Rosemead, CA  
91771-0001  
[www.sce.com](http://www.sce.com)

DEVOE, DEBBIE / Page 1 of 6

Date bill prepared: May 4 '11

Service account 3-035-9995-69

22111 W AVENUE E7  
LANCASTER, CA 93536

Rotating outage Group A028

## Your account summary

Amount of your last bill	\$214.42
Payment we received on Apr 22 '11 - thank you	-\$214.42
Balance forward	\$0.00
Your new charges	\$138.82
<b>Total amount you owe by May 23 '11</b>	<b>\$138.82</b>

Compare the electricity you are using

Your previous read - Apr 4 '11

**Total electricity you used this month in kWh**

-03242

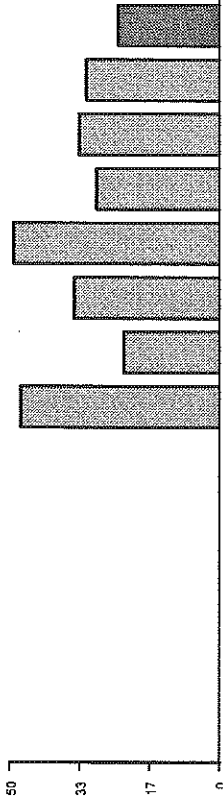
716

*Your next meter read will be on or about Jun 2 '11.*

## Your daily average electricity usage (kWh)

**Last year: N/A**

This year: 24.69



\* No data available

Tear here



Customer account 2-33-000-1603  
Please write this number on your check. Make  
check payable to Southern California Edison

Customer account 2-33-000-1603  
Please write this number on your check. Make your  
check payable to Southern California Edison.

Amount due by May 23 '11

Amount enclosed \$

**Tear here**

**\$138.82**

CS503.P2.0173.030980 01 AT 0.365 \*\*B007



DEVOE, DEBBIE  
PO BOX 691  
LAKE HUGHES, CA 93532-0691

P.O. BOX 600  
ROSEMEAD, CA 91771-0001

[illegible]



SOUTHERN CALIFORNIA  
**EDISON**  
An EDISON INTERNATIONAL® Company

## Details of your new charges

Your rate: DOMESTIC

Billing period: Apr 4 '11 to May 3 '11 (29 days)

### Delivery charges

Basic charge

29 days x \$0.02900

\$0.84

Energy-Winter

Tier 1 (within baseline)

307 kWh x \$0.03986

\$12.24

Tier 2 (up to 30%)

92 kWh x \$0.05977

\$5.50

Tier 3 (31% to 100%)

215 kWh x \$0.15575

\$33.49

Tier 4 (101% to 200%)

102 kWh x \$0.19075

\$19.46

DWR bond charge

716 kWh x \$0.00505

\$3.62

### Your Delivery charges include:

- \$6.10 transmission charges
- \$48.60 distribution charges
- \$0.46 nuclear decommissioning charges
- \$7.25 conservation incentive adjustment
- \$7.87 public purpose programs charge
- \$1.06 new system generation charge

### Generation charges

DWR

Energy winter

196 kWh x \$0.03952

\$7.75

SCE

Energy-Winter

Tier 1 (within baseline)

223 kWh x \$0.09564

\$21.33

Tier 2 (up to 30%)

67 kWh x \$0.09564

\$6.41

Tier 3 (31% to 100%)

156 kWh x \$0.09564

\$14.92

Tier 4 (101% to 200%)

74 kWh x \$0.09564

\$7.08

### Your overall energy charges include:

- \$1.20 franchise fees

### Additional information:

- DWR provided 27.478% of the energy you used this month
- Service voltage: 240 volts
- Your winter baseline allowance: 307.4 kWh

Subtotal of your new charges

Los Angeles Co UUT

\$132.64 x 4.50000 %

\$5.97

State tax

716 kWh x \$0.00029

\$0.21

Your new charges

**\$138.82**

### Average cost per kilowatt hour

Tier 1	Tier 2	Tier 3	Tier 4	Tier 5
\$0.13	\$0.15	\$0.24	\$0.28	\$0.31
307 kWh	92 kWh	215 kWh	102 kWh	

### Understanding Your Bill...

Your usage for this billing period falls in the fourth tier. Energy usage is based upon a tiered structure. For most customers, the price you pay per kilowatt hour increases as you use more energy. The average cost per kilowatt hour(kWh) figures in the chart to the left are based on averages. Actual prices may vary. For more information visit [www.sce.com/tier](http://www.sce.com/tier).

*Los usuarios con acceso al Internet podrán leer y descargar esta notificación en español en el sitio Web de SCE [www.sce.com/avisos](http://www.sce.com/avisos) o escriba a:*

Southern California Edison Company  
P.O. Box 800  
2244 Walnut Grove Avenue  
Rosemead, CA 91770  
Atención: Comunicaciones Corporativas

**SOUTHERN CALIFORNIA EDISON COMPANY (SCE)  
NOTICE OF APPLICATION TO CONSIDER  
SOUTHERN CALIFORNIA EDISON'S  
PROPOSAL TO INCREASE YOUR ELECTRIC RATES**

In compliance with California Public Utilities Commission (CPUC) decisions, Southern California Edison Company (SCE) has filed an Energy Resource Recovery Account (ERRA) application, which sets forth SCE's procurement-related operations for the Record Period January 1, 2010 through December 31, 2010.

In this application, SCE demonstrates that for the Record Period: (1) dispatch of generation resources and related spot market transactions complied with SCE's Assembly Bill (AB) 57 Procurement Plan; (2) procurement expenses eligible to be recovered through the ERRA Balancing Account were accurately recorded; and (3) SCE's contract administration activities and utility-retained generation (URG) operations were reasonable.

In addition to presenting SCE's recorded 2010 costs for review, this application requests approval to recover \$25.613 million (including franchise fees and uncollectibles) associated with under-collections in three memorandum accounts authorized by the CPUC: (1) the Litigation Costs Tracking Account (LCTA); (2) the Market Redesign and Technology Upgrade Memorandum Account (MRTUMA); and (3) the Project Development Division Memorandum Account (PDDMA).

Compared to revenue at present rates as of March 1, 2011, this application requests a revenue increase of \$25.613 million, or 0.24%, beginning in 2012. If total rates were to change as requested, an average residential customer using 600 kilowatt-hours (kWh) per month would see an increase of \$0.30 per month, from \$103.50 to 103.80. The following table shows an estimate of proposed revenue and rate changes by customer group:

**Customer Group Revenue Impact  
April 2011 ERRA**

Customer Group	Revenue Change (\$Millions)	% Change	Present Rates c/kWh	Proposed Rates c/kWh
Residential	9,711.18	0.22%	16.03	16.26
Lighting -- Small and Medium Power	9,208.43	0.23%	15.39	15.61
Large Power	5,673.77	0.29%	10.91	11.08
Agricultural and Pumping	865.41	0.24%	11.64	11.81
Street and Area Lighting	154.21	0.11%	19.27	19.53
<b>Total</b>	<b>25,613.00</b>	<b>0.24%</b>	<b>14.42</b>	<b>14.63</b>

**FOR FURTHER INFORMATION FROM SCE**

As noted above, you may review a copy of this Application and related exhibits at SCE's corporate headquarters (2244 Walnut Grove Avenue, Rosemead, CA 91770). You may also view these materials at the following SCE business offices:

1 Pebble Beach Rd. Avalon, CA 90704	30553 Rimrock Rd. Barstow, CA 92311	374 Lagoon St. Bishop, CA 93514
505 W. 14th Ave. Blythe, CA 92225	3001 Chateau Rd. Mammoth Lakes, CA 93546	510 S. China Lake Blvd. Ridgecrest, CA 93555
26364 Pine Ave. Rimforest, CA 92378	41694 Dinkey Creek Rd. Shaver Lake, CA 93664	421 W. J St. Tehachapi, CA 93561
120 Woodland Dr. Wofford Heights, CA 93285	6999 Old Woman Springs Rd. Yucca Valley, CA 92284	

Customers with Internet access may view and download SCE's application and the papers supporting it on SCE's Web site, [www.sce.com/applications](http://www.sce.com/applications). Anyone who would like to obtain more information about the application, please write to:

Southern California Edison Company  
P.O. Box 800  
2244 Walnut Grove Avenue  
Rosemead, CA 91770  
Attention: Case Administration

**EVIDENTIARY HEARINGS**

The CPUC may hold evidentiary hearings whereby formal parties of record provide testimony and are subject to cross-examination before a CPUC Administrative Law Judge (ALJ). These hearings are open to the public, but only those who are formal parties of record may participate. The CPUC has its own court reporters who will record the comments of those formal parties of record participating in the evidentiary hearings. After considering all proposals and evidence presented during the formal hearing process, the assigned ALJ will issue a proposed decision. When the CPUC issues a final decision on the application, it may adopt, amend, or modify all or part of the ALJ's proposed decision as written. The CPUC's decision may be different than SCE's request.

The Division of Ratepayer Advocates (DRA) is an independent arm of the CPUC, created by the Legislature to represent the interests of all utility customers throughout the state to obtain the lowest possible rates for service consistent with reliable and safe service levels. DRA has a multi-disciplinary staff with expertise in economics, finance, accounting, and engineering.

**CPUC PROCESS**

You may submit written comments to the CPUC's Public Advisor's Office at the address or e-mail shown below.

The Public Advisor  
California Public Utilities Commission  
320 West Fourth Street, Suite 500  
Los Angeles, CA 90013  
Or by e-mail: [Public.Advisor.la@cpuc.ca.gov](mailto:Public.Advisor.la@cpuc.ca.gov)

Please state that you are writing concerning SCE's application A.11-04-001. Your comments will become a part of the formal correspondence file for public comment in this proceeding. The Public Advisor's Office will circulate your comments to the five Commissioners, the ALJ, DRA, and to CPUC staff assigned to this proceeding. You may also write to the CPUC if you need advice on how to participate in this proceeding, or would like to receive further notices regarding the date, time, and place of any hearing on SCE's application.

You may also review a copy of this Application and related exhibits at SCE's corporate headquarters (2244 Walnut Grove Avenue, Rosemead, CA 91770). Finally, copies of the application can be obtained via email at the utility, CPUC website or via the CPUC Formal Files Office, 505 Van Ness Avenue, San Francisco 94102. Office hours are 8:00 a.m. to noon Monday - Friday.

April 2011



P.O. Box 600  
Rosemead, CA  
91771-0001  
www.sce.com

# Your electricity bill

DEVOE, DEBBIE / Page 1 of 6

For billing and service inquiries call 1-800-684-8123,  
24 hrs a day, 7 days a week

Date bill prepared: Apr 5 '11

**Customer account** 2-33-000-1603

**Service account** 3-035-9995-69  
22111 W AVENUE E7  
LANCASTER, CA 93536

**Rotating outage** Group A028

## Your account summary

Amount of your last bill	\$225.06
Payment we received on Mar 22 '11 - thank you	-\$225.06
Balance forward	\$0.00
Your new charges	\$214.42
<b>Total amount you owe by Apr 25 '11</b>	<b>\$214.42</b>

## Compare the electricity you are using

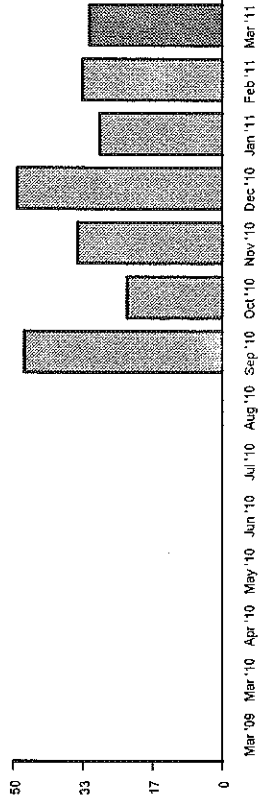
Your current read for meter 308-445987 - Apr 4 '11 03242  
Your previous read - Mar 4 '11 - 02247

Total electricity you used this month in kWh 995

Your next meter read will be on or about May 3 '11.

## Your daily average electricity usage (kWh)

2 Years ago: N/A Last year: N/A This year: 32.10



\* No data available

Please return the payment stub below with your payment and make your check payable to Southern California Edison.  
If you want to pay in person, call 1-800-747-8908 for locations, or you can pay online at [www.sce.com](http://www.sce.com).

(14-574) Tear here

Tear here



Customer account 2-33-000-1603  
Please write this number on your check. Make your  
check payable to Southern California Edison.

Amount due by Apr 25 '11

\$214.42

Amount enclosed \$

CSS0405.P2.0190.034426 01 AT 0.357 \*\*B007



DEVOE, DEBBIE  
PO BOX 691  
LAKE HUGHES, CA 93532-0691

P.O. BOX 600  
ROSEMEAD, CA 91771-0001

33 000 1603 00000011 0000000000000214420000021442

## Details of your new charges

Your rate: DOMESTIC  
 Billing period: Mar 4 '11 to Apr 4 '11 (31 days)

### Delivery charges

Basic charge	31 days x \$0.02900	\$0.90
Energy-Winter		
Tier 1 (within baseline)	329 kWh x \$0.03986	\$13.11
Tier 2 (up to 30%)	99 kWh x \$0.05977	\$5.92
Tier 3 (31% to 100%)	230 kWh x \$0.15575	\$35.82
Tier 4 (101% to 200%)	329 kWh x \$0.19075	\$62.76
Tier 5 (more than 200%)	8 kWh x \$0.22575	\$1.81
DWR bond charge	995 kWh x \$0.00505	\$5.02

### Your Delivery charges include:

- \$8.48 transmission charges
- \$67.27 distribution charges
- \$0.64 nuclear decommissioning charges
- \$31.28 conservation incentive adjustment
- \$10.94 public purpose programs charge
- \$1.48 new system generation charge

### Generation charges

DWR	278 kWh x \$0.03952	\$10.99
Energy winter		
SCE		
Energy-Winter		
Tier 1 (within baseline)	237 kWh x \$0.09564	\$22.67
Tier 2 (up to 30%)	71 kWh x \$0.09564	\$6.79
Tier 3 (31% to 100%)	166 kWh x \$0.09564	\$15.88
Tier 4 (101% to 200%)	237 kWh x \$0.09564	\$22.67
Tier 5 (more than 200%)	6 kWh x \$0.09564	\$0.57

### Your Generation charges include:

- \$7.79 competition transition charge

### Your overall energy charges include:

- \$1.86 franchise fees

### Additional information:

- DWR provided 28.023% of the energy you used this month
- Service voltage: 240 volts
- Your winter baseline allowance: 328.6 kWh

Subtotal of your new charges	\$204.91
Los Angeles Co UUT	\$9.22
State tax	\$0.29
<b>Your new charges</b>	<b>\$214.42</b>

### Average cost per kilowatt hour

	Tier 1	Tier 2	Tier 3	Tier 4	Tier 5
	\$0.12	\$0.14	\$0.24	\$0.28	\$0.31
329 kWh	99 kWh	230 kWh	329 kWh	8 kWh	

### Understanding Your Bill...

Your usage for this billing period falls in the fifth tier. Energy usage is based upon a tiered structure. For most customers, the price you pay per kilowatt hour increases as you use more energy. The average cost per kilowatt hour(kWh) figures in the chart to the left are based on averages. Actual prices may vary. For more information visit [www.sce.com/tier](http://www.sce.com/tier).

## Give Your Power a Six-Hour Lunch Break

Did you know that cutting down power usage between **noon and 6:00 p.m.** helps save more than just electricity? It reduces the need to buy expensive power from other sources and can help prevent outages caused by overloads. If everyone reduced their power use between **noon and 6:00 p.m.**, when energy demand is at its peak, it could help keep costs down and reliable power flowing.

That's why we'd like to partner with you for help — let's save energy, money and the environment together.

### Here are some tips:

- Use your washer, dryer and dishwasher during off-peak hours, preferably when they're full.
- Make sure coffee pots, radios and other electronics have been switched off or are unplugged when not in use.
- Turn off your computer screen saver. (It wastes power by keeping your computer active.) Set your computer to turn your monitor off after 10 minutes and your hard drive after 20 minutes.
- Devices such as laptops can run on battery power during the day, and then be recharged at night. (Don't forget to unplug when not charging.)
- Not using your oven during warmer temperatures will help keep your air conditioner from working harder to cool your home.
- Use surge protectors for your electronic devices and turn strips off when you leave the house or when you are not using them. Better yet, use energy-saving surge protectors; some models will automatically turn off power to devices when not in use.

## Save Money and Enjoy a Greener Lawn

You'll spend less time on chores and more time enjoying fresher air and a greener lawn when you switch out your old gas-powered mower for a cleaner cordless electric one. An electric mower not only lowers your exposure to emissions from gas-powered equipment, it reduces smog-forming pollutants in the atmosphere. Getting rid of your old gas mower also reduces the chance of gas spills on your grass, tool shed or garage.


For a limited time, the South Coast Air Quality Management District (AQMD) in partnership with Southern California Edison is providing an incentive to help save you energy, money and the environment with their Lawn Mower Exchange Program. This spring, save big and pay just \$100 or \$160 for a new residential cordless electric mower valued at \$400 or \$500 when you exchange your gas mower.

This limited program is available only for residents in areas served by AQMD: Orange County and portions of Los Angeles, Riverside and San Bernardino counties. Quantities are limited and exchanges will be made on a first-come, first-served basis, upon registration.

Save the date: Registration begins Wednesday, **April 20, 2011 at 8:00 a. m.** Find registration instructions and program details on line at [www.AQMD.gov](http://www.AQMD.gov), or call AQMD's Lawnmower Program at (888) 425-6247 once registration opens.

## Spring Cleaning Can Help You Save Energy and Save Money

This spring, it pays to recycle!



What better way to embrace the changing season than with some spring cleaning? With summer just around the corner, it's the perfect time to get your home energy ready. You can receive a \$50 check for letting us pick up and get rid of your inefficient, working refrigerator or freezer. At no cost to you, we will dismantle and recycle these appliances in an environmentally-friendly manner.

Plus, you can receive an additional \$50 rebate when you purchase a new ENERGY STAR® – qualified refrigerator that is more energy-efficient and uses at least 20 percent less energy than conventional models.

By getting rid of your spare or less efficient model, you'll be reducing your energy consumption and could save up to \$160 a year on your electric bills. In addition to saving energy and money, recycling an old refrigerator or freezer helps protect the environment.

To qualify for a free pick up [and \$50 check], your refrigerator or freezer must be in working condition, sized between 10 and 32 cubic feet, and located at a valid billing address within SCE's service area.

For more information or to schedule a free pick up of your working refrigerator or freezer, call (800) 234-9722, or visit [www.sce.com/save](http://www.sce.com/save).

To apply for rebates or for more information please call (800) 736-4777 or visit [www.sce.com/rebates](http://www.sce.com/rebates).

*Programs are funded by California utility ratepayers and administered by SCE under the auspices of the California Public Utilities Commission. Programs may be terminated without notice.*

## ENERGY STAR® Quality Installation for Your Air Conditioner Can Help You Save Big This Summer

Beat the heat this year with an energy-efficient air conditioner (A/C) unit that can help you reduce energy usage and cut costs, while keeping your home cool and comfortable during the hot summer months and earn a rebate up to \$2,000\*.

Did you know that 70 percent of air-conditioned homes have A/C units that exceed the home's cooling needs? With the ENERGY STAR Quality Installation Program, the focus is on designing, selecting and installing the right high efficiency system for your home. The program also helps ensure the installation of your new air conditioner follows guidelines set by ENERGY STAR – and that means the most in energy savings and money in your pocket.

An improper installation can increase energy usage, raise your electric bill and make your A/C work harder, which can shorten equipment life. It may also result in a loss of as much as 30 percent of the cooling efficiency of your A/C.

Visit [www.sce.com/ac](http://www.sce.com/ac) for more information on the ENERGY STAR Quality Installation Program and to find an approved contractor near you.

\*Rebates vary based on type and efficiency of equipment.

Programs are funded by California utility ratepayers and administered by Southern California Edison under the auspices of the California Public Utilities Commission. This program is available to SCE customers on a first-come, first-served basis or until funding is exhausted or program is terminated, whichever occurs first. This program subject to change without notice. ©2011 Southern California Edison. All rights reserved.



P.O. Box 600  
Rosemead, CA  
91771-0001  
www.sce.com

# Your electricity bill

DEVOE, DEBBIE / Page 1 of 6

For billing and service inquiries call 1-800-684-8123,  
24 hrs a day, 7 days a week

Date bill prepared: Mar 5 '11

**Customer account** 2-33-000-1603  
**Service account** 3-035-9995-69  
22111 W AVENUE E7  
LANCASTER, CA 93536  
**Rotating outage** Group A028

## Your account summary

Amount of your last bill	\$179.94
Payment we received on Feb 22 '11 - thank you	-\$179.94
Balance forward	\$0.00
Your new charges	\$225.06
<b>Total amount you owe by Mar 24 '11</b>	<b>\$225.06</b>

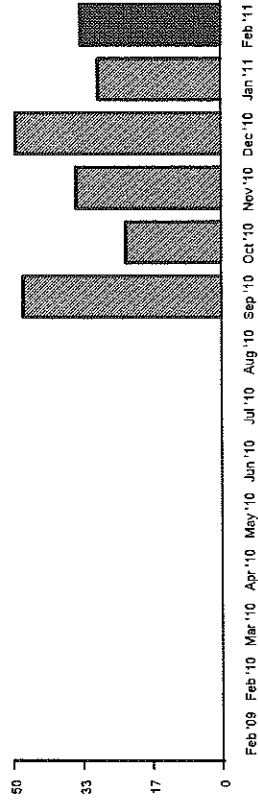
## Compare the electricity you are using

Your current read for meter 308-445987 - Mar 4 '11	02247
Your previous read - Feb 2 '11	- 01231
<b>Total electricity you used this month in kWh</b>	<b>1,016</b>

Your next meter read will be on or about Apr 4 '11.

## Your daily average electricity usage (kWh)

2 Years ago: N/A Last year: N/A This year: 33.87



\* No data available

Please return the payment stub below with your payment and make your check payable to Southern California Edison.  
If you want to pay in person, call 1-800-747-8908 for locations, or you can pay online at [www.sce.com](http://www.sce.com).

(14-574) Tear here

Tear here



Customer account 2-33-000-1603  
Please write this number on your check. Make your  
check payable to Southern California Edison.

**Amount due by Mar 24 '11** **\$225.06**  
Amount enclosed \$

CSS0305.P2.0175.031198.01 AT 0.357 \*\*B007



DEVOE, DEBBIE  
PO BOX 691  
LAKE HUGHES, CA 93532-0691

P.O. BOX 600  
ROSEMEAD, CA 91771-0001

33 000 1603 000000013 000000000000225060000022506



## Details of your new charges

Your rate: DOMESTIC  
Billing period: Feb 2 '11 to Mar 4 '11 (30 days)

### Delivery charges

Basic charge	30 days x \$0.02900	\$0.87
Energy-Winter		
Tier 1 (within baseline)	286 kWh x \$0.03986	\$11.40
Tier 2 (up to 30%)	86 kWh x \$0.05977	\$5.14
Tier 3 (31% to 100%)	201 kWh x \$0.15434	\$31.02
Tier 4 (101% to 200%)	286 kWh x \$0.18934	\$54.15
Tier 5 (more than 200%)	56 kWh x \$0.22434	\$12.56
Tier 1 (within baseline)	32 kWh x \$0.03986	\$1.28
Tier 2 (up to 30%)	9 kWh x \$0.05977	\$0.54
Tier 3 (31% to 100%)	22 kWh x \$0.15575	\$3.43
Tier 4 (101% to 200%)	32 kWh x \$0.19075	\$6.10
Tier 5 (more than 200%)	6 kWh x \$0.22575	\$1.35
DWR bond charge	1,016 kWh x \$0.00505	\$5.13

### Your Delivery charges include:

- \$8.24 transmission charges
- \$68.65 distribution charges
- \$0.65 nuclear decommissioning charges
- \$37.40 conservation incentive adjustment
- \$11.17 public purpose programs charge
- \$1.50 new system generation charge

### Your Generation charges include:

- \$7.96 competition transition charge

### Your overall energy charges include:

- \$1.95 franchise fees

### Generation charges

DWR	268 kWh x \$0.03952	\$10.59
Energy winter		
SCE		
Energy-Winter		
Tier 1 (within baseline)	234 kWh x \$0.09564	\$22.38
Tier 2 (up to 30%)	70 kWh x \$0.09564	\$6.69
Tier 3 (31% to 100%)	164 kWh x \$0.09564	\$15.68
Tier 4 (101% to 200%)	234 kWh x \$0.09564	\$22.38
Tier 5 (more than 200%)	46 kWh x \$0.09564	\$4.40

### Additional information:

- DWR provided 26.408% of the energy you used this month
- Service voltage: 240 volts
- Your winter baseline allowance: 318.0 kWh

Subtotal of your new charges	\$215.09
Los Angeles Co UUT	\$9.68
State tax	\$0.29
<b>Your new charges</b>	<b>\$225.06</b>

### Average cost per kilowatt hour

Tier 1	Tier 2	Tier 3	Tier 4	Tier 5
\$0.13	\$0.15	\$0.24	\$0.28	\$0.31

318 kWh      95 kWh      223 kWh      318 kWh      62 kWh

### Understanding Your Bill...

Your usage for this billing period falls in the fifth tier. Energy usage is based upon a tiered structure. For most customers, the price you pay per kilowatt hour increases as you use more energy. The average cost per kilowatt hour(kWh) figures in the chart to the left are based on averages. Actual prices may vary. For more information visit [www.sce.com/tier](http://www.sce.com/tier).



An EDISON INTERNATIONAL® Company

March 2011

# Customer Connection

Please visit us at [www.sce.com](http://www.sce.com)

Page 5 of 6

## Give Your Power a Six-Hour Lunch Break

Did you know that cutting down power usage between **noon and 6:00 p.m.** helps save more than just electricity? It reduces the need to buy expensive power from other sources and can help prevent outages caused by overloads. If everyone reduced their power use between **noon and 6:00 p.m.**, when energy demand is at its peak, it could help keep costs down and reliable power flowing. That's why we'd like to partner with you for help — let's save energy, money and the environment together.

### Here are some tips:

- Use your washer, dryer and dishwasher during off-peak hours, preferably when they're full.
- Make sure coffee pots, radios and other electronics have been switched off or are unplugged when not in use.
- Turn off your computer screen saver. (It wastes power by keeping your computer active.) Set your computer to turn your monitor off after 10 minutes and your hard drive after 20 minutes.
- Devices such as laptops can run on battery power during the day, and then be recharged at night. (Don't forget to unplug when not charging.)
- Not using your oven during warmer temperatures will help keep your air conditioner from working harder to cool your home.
- Use surge protectors for your electronic devices and turn strips off when you leave the house or when you are not using them. Better yet, use energy-saving surge protectors; some models will automatically turn off power to devices when not in use.

## Save Money and Enjoy a Greener Lawn


You'll spend less time on chores and more time enjoying fresher air and a greener lawn when you switch out your old gas-powered mower for a cleaner cordless electric one. An electric mower not only lowers your exposure to emissions from gas-powered equipment, it reduces smog-forming pollutants in the atmosphere. Getting rid of your old gas mower also reduces the chance of gas spills on your grass, tool shed or garage.

For a limited time, the South Coast Air Quality Management District (AQMD) in partnership with Southern California Edison is providing an incentive to help save you energy, money and the environment with their Lawn Mower Exchange Program. This spring, save big and pay just \$100 or \$160 for a new residential cordless electric mower valued at \$400 or \$500 when you exchange your gas mower. This limited program is available only for residents in areas served by AQMD: Orange County and portions of Los Angeles, Riverside and San Bernardino counties. Quantities are limited and exchanges will be made on a first-come, first-served basis, upon registration.

Save the date: Registration begins **Wednesday, April 20, 2011 at 8:00 a.m.** Find registration instructions and program details on line at [www.AQMD.gov](http://www.AQMD.gov), or call AQMD's Lawnmower Program at (888) 425-6247 once registration opens.

## Spring Cleaning Can Help You Save Energy and Save Money

This spring, it pays to recycle!



What better way to embrace the changing season than with some spring cleaning? With summer just around the corner, it's the perfect time to get your home energy ready. You can receive a \$50 check for letting us pick up and get rid of your inefficient, working refrigerator or freezer. At no cost to you, we will dismantle and recycle these appliances in an environmentally-friendly manner.

Plus, you can receive an additional \$50 rebate when you purchase a new ENERGY STAR® — qualified refrigerator that is more energy-efficient and uses at least 20 percent less energy than conventional models.

By getting rid of your spare or less efficient model, you'll be reducing your energy consumption and could save up to \$180 a year on your electric bills. In addition to saving energy and money, recycling an old refrigerator or freezer helps protect the environment.

To qualify for a free pick up [and \$50 check], your refrigerator or freezer must be in working condition, sized between 10 and 32 cubic feet, and located at a valid billing address within SCE's service area.

For more information or to schedule a free pick up of your working refrigerator or freezer, call (800) 234-9722, or visit [www.sce.com/save](http://www.sce.com/save).

To apply for rebates or for more information please call (800) 736-4777 or visit [www.sce.com/rebates](http://www.sce.com/rebates).

*Programs are funded by California utility ratepayers and administered by SCE under the auspices of the California Public Utilities Commission. Programs may be terminated without notice.*

## ENERGY STAR® Quality Installation for Your Air Conditioner Can Help You Save Big This Summer

Beat the heat this year with an energy-efficient air conditioner (A/C) unit that can help you reduce energy usage and cut costs, while keeping your home cool and comfortable during the hot summer months and earn a rebate up to \$2,000\*.

Did you know that 70 percent of air-conditioned homes have A/C units that exceed the home's cooling needs? With the ENERGY STAR Quality Installation Program, the focus is on designing, selecting and installing the right high efficiency system for your home. The program also helps ensure the installation of your new air conditioner follows guidelines set by ENERGY STAR — and that means the most in energy savings and money in your pocket.

An improper installation can increase energy usage, raise your electric bill and make your A/C work harder, which can shorten equipment life. It may also result in a loss of as much as 30 percent of the cooling efficiency of your A/C.

Visit [www.sce.com/aec](http://www.sce.com/aec) for more information on the ENERGY STAR Quality Installation Program and to find an approved contractor near you.

\*Rebates vary based on type and efficiency of equipment.

Programs are funded by California utility ratepayers and administered by Southern California Edison under the auspices of the California Public Utilities Commission. This program is available to SCE customers on a first-come, first-served basis or until funding is exhausted or program is terminated, whichever occurs first. This program subject to change without notice. ©2011 Southern California Edison. All rights reserved.

For billing and service inquiries call 1-800-684-8123,  
24 hrs a day, 7 days a week

Date bill prepared: Feb 3 '11

**Customer account** 2-33-000-1603

**Service account**  
3-035-9995-69  
22111 W AVENUE E7  
LANCASTER, CA 93536

Rotating outage Group A028

## Your account summary

Amount of your last bill	\$399.88
Payment we received on Jan 25 '11 - thank you	-\$399.88
Balance forward	\$0.00
Your new charges	\$179.94
<b>Total amount you owe by Feb 22 '11</b>	<b>\$179.94</b>

Compare the electricity you are using

Your current read for meter 308-445987 - Feb 2 '11  
Your previous read - Jan 4 '11


*Your next meter read will be on or about Mar 4 '11.*

**Total electricity you used this month in kWh**

558

## Your daily average electricity usage (kWh)

2 Years ago: N/A  
Last year: N/A  
This year: 29.62



\* No data available

CONF# C2RFZ N1Q97

(14-574)

**Please return the payment stub below with your payment and make your check payable to Southern California Edison.**  
If you want to pay in person, call 1-800-747-8908 for locations, or you can pay online at [www.sce.com](http://www.sce.com).

**Tear here**



Customer account 2-33-000-1603

Please write this number on your check. Make your check payable to Southern California Edison.

Amount due by Feb 22 '11 \$179.94

Amount enclosed \$

CSS0202.P2.0184.03265001 AT 0.357 \*\*B007



DEVOE, DEBBIE

PO BOX 691

LAKE HUGHES, CA 93532-0691

P.O. BOX 600  
ROSEMEAD, CA 91771-0001

33 000 1603 00000000 21000000 49940000017994

## Details of your new charges

Your rate: DOMESTIC  
Billing period: Jan 4 '11 to Feb 2 '11 (29 days)

### Delivery charges

Basic charge	29 days x \$0.02900	\$0.84
Energy-Winter		
Tier 1 (within baseline)	307 kWh x \$0.03986	\$12.24
Tier 2 (up to 30%)	92 kWh x \$0.05977	\$5.50
Tier 3 (31% to 100%)	215 kWh x \$0.15434	\$33.18
Tier 4 (101% to 200%)	245 kWh x \$0.18934	\$46.39
DWR bond charge	859 kWh x \$0.00505	\$4.34

**Your Delivery charges include:**

- \$6.93 transmission charges
- \$58.14 distribution charges
- \$0.55 nuclear decommissioning charges
- \$21.61 conservation incentive adjustment
- \$9.44 public purpose programs charge
- \$1.27 new system generation charge

### Generation charges

DWR		
Energy winter	226 kWh x \$0.03952	\$8.93
SCE		
Energy-Winter		
Tier 1 (within baseline)	226 kWh x \$0.09564	\$21.61
Tier 2 (up to 30%)	68 kWh x \$0.09564	\$6.50
Tier 3 (31% to 100%)	158 kWh x \$0.09564	\$15.11
Tier 4 (101% to 200%)	181 kWh x \$0.09564	\$17.31

**Your Generation charges include:**

- \$6.73 competition transition charge

**Your overall energy charges include:**

- \$1.56 franchise fees

### Additional information:

- DWR provided 26.289% of the energy you used this month
- Service voltage: 240 volts
- Your winter baseline allowance: 307.4 kWh

Subtotal of your new charges	\$171.95
Los Angeles Co UUT	\$7.74
State tax	\$0.25
<b>Your new charges</b>	<b>\$179.94</b>

### Average cost per kilowatt hour

Tier 1	Tier 2	Tier 3	Tier 4	Tier 5
\$0.13	\$0.15	\$0.24	\$0.28	\$0.31

307 kWh      92 kWh      215 kWh      245 kWh

### Understanding Your Bill...

Your usage for this billing period falls in the fourth tier. Energy usage is based upon a tiered structure. For most customers, the price you pay per kilowatt hour increases as you use more energy. The average cost per kilowatt hour (kWh) figures in the chart to the left are based on averages. Actual prices may vary. For more information visit [www.sce.com/tier](http://www.sce.com/tier).

## Things you should know

**We're here to help....**

If you are having difficulty paying your bill, please contact us immediately. You may be eligible for a payment arrangement or other financial assistance. For information please visit [www.sce.com/billhelp](http://www.sce.com/billhelp) or call 800-950-2356.



An EDISON INTERNATIONAL® Company

Please visit us at [www.sce.com](http://www.sce.com)

Page 5 of 6

## Quick Tips to Help You Save Energy

SCE would like to help you get started on saving energy this year. Here are a few energy-saving tips that can help you save money and conserve California's valuable energy resources.

### Quick, comfortable heating savings:

- When heating your home: Reduce your thermostat by 3-5°F when your home is occupied; set to 55°F or lower, or turn off your heating system when your home is unoccupied.
- Inspect air filters before the heating and cooling seasons as required by manufacturer and replace as needed. Dirty filters restrict airflow and increase energy use.
- An air conditioner tune-up done by a qualified professional can reduce your home cooling costs by making your system work as efficiently as possible. To learn more, visit [www.sce.com/ac](http://www.sce.com/ac).

### Bright, easy lighting ideas:

- Replace incandescent light bulbs with ENERGY STAR®-qualified compact fluorescent lamps (CFLs) which use up to 75 percent less energy. Visit [www.sce.com/cfl](http://www.sce.com/cfl) to learn more.
- Don't wait for your old incandescent light bulbs to burn out. Save up to \$4 per month in immediate energy savings for every 5 bulbs replaced with CFLs.

### Minor appliance adjustments, big savings:

- Always wash a full load of clothes or use the variable water level adjustment for smaller loads to save energy.
- Use hot water for clothes washing only when necessary and always use cold water for the rinse cycle. Using cold water reduces your washer's energy use.
- Put full loads in the dishwasher and use the "energy saving" setting for the drying cycle or let dishes air dry.
- To save on your water heating cost, set your water heater to 120° F or "normal" setting.

### Simple fixes around the house, impressive savings:

- Weather-stripping and caulking around doors and windows will reduce leaks and save energy by preventing conditioned air from escaping to the outside or unconditioned air from getting inside.

For more tips and information on rebates and incentives to help you save energy, visit us at [www.sce.com/residential](http://www.sce.com/residential).

## New Payment Option Available: Credit or Debit Cards Accepted

SCE offers several simple ways to handle your residential electric bill electronically, letting you save time, reduce clutter and help the environment.

Now there's another easy way to pay. In addition to viewing and paying your bill online, you also have the option of paying by credit or debit card. Just visit [www.sce.com/payonline](http://www.sce.com/payonline) or call (800) 254-4123.

SCE accepts MasterCard® and most ATM cards with the STAR, NYCE or PULSE logos. A JP Morgan Chase convenience fee of \$1.75 applies for each transaction. No-cost options using your checking account are also available.

For more information on the variety of choices we offer for paying your electric bill, visit [www.sce.com/paymentoptions](http://www.sce.com/paymentoptions) or call (800) 655-4555.

## Energy Upgrade California™: A New Way to Make Your Home Energy-Efficient

**Energy Upgrade California™**, a new program open to SCE and SoCalGas® residential customers, offers incentives of up to \$4,000 for installing energy efficiency measures in existing homes using the "whole house" approach.

Instead of looking at individual measures, the **whole house** approach takes into account all of the energy-related systems in a home, including insulation, air sealing, ducting, space heating and cooling, and considers how they interact with each other. The idea is to approach the house as an integrated system rather than an assortment of individual systems so that all possible benefits are realized.

For example, installing an energy-efficient air conditioning system without addressing existing issues such as leaking ducts or lack of proper insulation might prevent you from realizing the system's full energy-saving benefits.


Energy Upgrade California presents consumers with two options: the **Basic Package**, which provides up to \$1,000 in incentives, and the **Advanced Package**, which offers up to \$4,000 in incentives. Eligible home improvement measures include:

- Air sealing (weather stripping, sealing window and door leaks)
- Attic and wall insulation
- High efficiency HVAC (heating, ventilating and air conditioning) equipment
- Heating/cooling air duct sealing
- Hot water system insulation
- Energy efficient lighting
- High efficiency variable speed pool pumps (for homes with pools)

For more information or to find a participating contractor, visit [www.EnergyUpgradeCA.org](http://www.EnergyUpgradeCA.org).

Monthly bill reduction assumes average usage and conditions. Actual savings may vary. Required savings reduction will be based on a comparison of prior energy/thermal usage and energy/thermal usage following completion of program measures.

The Energy Upgrade California program is still under development statewide and remains subject to change without notice. The program will be offered on a first-come, first-served basis until funding is expended or the program is terminated, whichever occurs first. Program participation will be available to Southern California Edison and SoCalGas® customers only. Eligible detached single family residences must have a valid SCE billing address within the SCE service territory. Pre and post inspections may be required to qualify for the incentives. Participation is limited to one incentive payment per household. Incentive checks will be mailed four to six weeks after program completion. SCE's program is funded by California utility ratepayers and administered by SCE under the auspices of the California Public Utilities Commission.



For billing and service inquiries call 1-800-684-8123,  
24 hrs a day, 7 days a week

Date bill prepared: Dec 4 '10

**Customer account** 2-33-000-1603  
**Service account** 3-035-9995-69  
22111 W AVENUE E7  
LANCASTER, CA 93536  
**Rotating outage** Group A028

## Your account summary


Amount of your last bill	\$140.65
Payment we received on Nov 22 '10 - thank you	-\$140.65
Balance forward	\$0.00
Your new charges	\$241.41
<b>Total amount you owe by Dec 23 '10</b>	<b>\$241.41</b>

## Compare the electricity you are using

Your current read for meter 308-445987 - Dec 3 '10	98786
Your previous read - Nov 2 '10	- 97700
<b>Total electricity you used this month in kWh</b>	<b>1,086</b>

## Your daily average electricity usage (kWh)

2 Years ago: N/A Last year: N/A This year: 35.03



\* No data available

Your next meter read will be on or about Jan 4 '11.

*ez house bill*  
*one house bill?*  
*Call security?*  
*Find us on Facebook*  
*set up 12/11/10*  
*set up 12/22/10*  
*only*  
*Dec 4 M*  
*FT5Hx*  
*BW33*

(14-574) Tear here



Please return the payment stub below with your payment and make your check payable to Southern California Edison.  
if you want to pay in person, call 1-800-747-8908 for locations, or you can pay online at www.sce.com.

Customer account 2-33-000-1603  
Please write this number on your check. Make your  
check payable to Southern California Edison.


Amount due by Dec 23 '10

\$241.41

Amount enclosed \$

Tear here

CSS1204.P2.0182.032065 01 AT 0.357 \*\*B007



DEVOE, DEBBIE  
PO BOX 691  
LAKE HUGHES, CA 93532-0691

P.O. BOX 600  
ROSEMEAD, CA 91771-0001

33 000 1603 000000014 0000000000000241410000024141

(Continued from previous page)

#### WHAT THIS PROPOSED GRC APPLICATION MEANS TO YOU

If the CPUC approves the application, SCE's request would result in a \$866 million, or 7.55 percent, increase over currently authorized total revenues (or a 16.19 percent increase in base rate revenues). SCE's application also proposes estimated base rate revenue increases of \$246 million in 2013 and \$527 million in 2014. The actual increases in 2013 and 2014 will be determined by the CPUC prior to the beginning of each year. SCE is making this request now because the CPUC requires utilities to file a GRC Application approximately one year before the effective date of the proposed rate change.

If SCE allocates this proposed increase in 2012 revenues based upon the most recent approved methodology, the impact on each customer group would be as shown in Table 1, below:

Customer/Rate Group	2010 Generation Allocator	2010 Distribution Allocator	PRR Total Revenue (\$000) w/2012 Sales Forecast	2011 Base Rate Revenues	2012 GRC Gen Rev. Change (\$000)	2012 GRC Dist Rev. Change (\$000)	2012 Total GRC Rev. Change (\$000)	Total 2012 Revenues (\$000)	% Increase over Total Revenues
Domestic	38.0%	49.6%	4,452,554	2,076,631	120,071	273,075	393,146	4,845,700	8.83%
Light-Small & Medium Pwr	36.3%	35.3%	4,276,459	1,994,502	114,461	194,202	308,663	4,585,122	7.22%
Large Power	21.6%	11.6%	2,195,789	1,024,096	68,248	63,693	131,941	2,327,730	6.01%
Agricultural & Pumping	3.5%	3.2%	398,103	185,672	11,054	17,730	28,785	426,887	7.23%
Street and Area Lighting	0.6%	0.3%	141,727	66,100	1,874	1,482	3,356	145,083	2.37%
Total	100.0%	100.0%	11,464,632	5,347,000	315,708	550,182	865,890	12,330,522	7.55%

#### EFFECTS OF SCE PROPOSALS ON BILLS OF TYPICAL RESIDENTIAL CUSTOMERS

Customer Service	Average Monthly Usage	Current Monthly Bill	Proposed Monthly Bill	Change in Bill	Percent Change
Non-CARE	652 kWh	\$ 120.14	\$ 132.64	\$ 12.50	10.04%
CARE	513 kWh	\$ 58.52	\$ 61.20	\$ 2.69	4.6%
Total Residential	612 kWh	\$ 102.35	\$ 112.02	\$ 9.67	9.4%

#### FOR FURTHER INFORMATION FROM SCE

You may also view a copy of the application at SCE's website: [www.sce.com/grc](http://www.sce.com/grc), or by writing to SCE at the Rosemead mailing address below. You may also review a copy of this Application and related exhibits at SCE's corporate headquarters (2244 Walnut Grove Avenue, Rosemead, CA 91770), at the Los Angeles Office of the CPUC at the address shown above, or at the following SCE business offices:

1 Pebbly Beach Rd. Avalon, CA 90704	30553 Rimrock Rd. Barstow, CA 92311	374 Lagoon St. Bishop, CA 93514
505 W. 14th Ave. Blythe, CA 92225	3001 Chateau Rd. Mammoth Lakes, CA 93546	510 S. China Lake Blvd. Ridgecrest, CA 93555
26364 Pine Ave. Rimforest, CA 92378	41694 Dinkey Creek Rd. Shaver Lake, CA 93664	421 W. J St. Tehachapi, CA 93561
120 Woodland Dr. Wofford Heights, CA 93285	6999 Old Woman Springs Rd. Yucca Valley, CA 92284	

For further information from SCE regarding this Application, please write to:

Southern California Edison Company  
2244 Walnut Grove Avenue  
Rosemead, CA 91770  
Attention: Russell G. Worden  
General Rate Case Project Manager

#### THE CPUC PROCESS

The CPUC's Division of Ratepayer Advocates (DRA) will review this application. The DRA is an independent arm of the CPUC, created by the Legislature to represent the interests of all utility customers throughout the state and obtain the lowest possible rate for service consistent with reliable and safe service levels. The DRA has a multi-disciplinary staff with expertise in economics, finance, accounting and engineering. The DRA's views do not necessarily reflect those of the CPUC. Other parties of record will also participate.

The CPUC may hold evidentiary hearings whereby parties of record present their proposals in testimony and are subject to cross-examination before a CPUC Administrative Law Judge (ALJ). These hearings are open to the public, but only those who are parties of record may present evidence or cross-examine witnesses during evidentiary hearings. Members of the public may attend, but not participate in these hearings.

After considering all proposals and evidence presented during the hearing process, the ALJ will issue a draft decision. When the CPUC acts on this application, it may adopt all or part of SCE's request, amend or modify it, or deny the application. The CPUC's final decision may be different from SCE's proposed application.

#### PUBLIC COMMENTS AND OPINIONS ARE IMPORTANT TO THE CPUC


As part of its decision-making process, the CPUC is interested in your public comments or opinions on any aspect of the company's operations, including proposed rates, service quality or any other issue of concern. If you are writing a letter or sending an e-mail to the Public Advisor's Office regarding this proposed application, please refer to the application number. All comments will be circulated to the Commissioners, the assigned ALJ, and other line Divisions working on this GRC. Please send all e-mails or written correspondence regarding your comments and opinions to the address listed below:

The Public Advisor's Office  
California Public Utilities Commission  
320 West Fourth Street, Suite 500  
Los Angeles, CA 90013  
E-mail: [Public.Advisor.la@cpuc.ca.gov](mailto:Public.Advisor.la@cpuc.ca.gov)

All written correspondence and e-mails are provided to the assigned Administrative Law Judge, Commissioners, and other appropriate CPUC staff. All public comments are also provided to the CPUC's Formal Files Office as part of the formal public comment file for this proceeding.







SOUTHERN CALIFORNIA  
**EDISON**  
An EDISON INTERNATIONAL® Company

P.O. Box 600  
Rosemead, CA  
91771-0001  
www.sce.com

# Your electricity bill

DEVOE, DEBBIE / Page 1 of 6

For billing and service inquiries call 1-800-684-8123,  
24 hrs a day, 7 days a week

Date bill prepared: Jan 5 '11

**Customer account** 2-33-000-1603  
**Service account** 3-035-9995-69  
22111 W AVENUE E7  
LANCASTER, CA 93536  
**Rotating outage** Group A028

## Your account summary

Amount of your last bill	\$241.41
Payment we received on Dec 23 '10 - thank you	-\$241.41
Balance forward	\$0.00
Your new charges	\$399.88
<b>Total amount you owe by Jan 24 '11</b>	<b>\$399.88</b>


## Compare the electricity you are using

Your current read for meter 308-445987 - Jan 4 '11 00372  
Your previous read - Dec 3 '10 - 98786

**Total electricity you used this month in kWh** 1,586

## Your daily average electricity usage (kWh)

2 Years ago: N/A Last year: N/A This year: 49.56



\* No data available

Your next meter read will be on or about Feb 2 '11.

*Read for Jan 8 - 2-10  
or 3-9-11  
2-24-11  
out*

BZXJZ H70 FQ

(14-574) Tear here

Tear here



Customer account 2-33-000-1603  
Please write this number on your check. Make your  
check payable to Southern California Edison.

**Amount due by Jan 24 '11**

**\$399.88**

Amount enclosed \$

CSS0104.P2.0178.031617 01 AT 0.357 \*\*B007



DEVOE, DEBBIE  
PO BOX 691  
LAKE HUGHES, CA 93532-0691

P.O. BOX 600  
ROSEMEAD, CA 91771-0001

33 000 1603 000000015 000000000000399880000039988

## Details of your new charges

Your rate: DOMESTIC

Billing period: Dec 3 '10 to Jan 4 '11 (32 days)

### Delivery charges

#### Basic charge

32 days x \$0.02900

\$0.93

#### Energy-Winter

Tier 1 (within baseline)

307 kWh x \$0.04033

\$12.38

Tier 2 (up to 30%)

92 kWh x \$0.06024

\$5.54

Tier 3 (31% to 100%)

215 kWh x \$0.15212

\$32.71

Tier 4 (101% to 200%)

307 kWh x \$0.18712

\$57.45

Tier 5 (more than 200%)

516 kWh x \$0.22212

\$114.61

Tier 1 (within baseline)

32 kWh x \$0.03986

\$1.28

Tier 2 (up to 30%)

10 kWh x \$0.05977

\$0.60

Tier 3 (31% to 100%)

22 kWh x \$0.15434

\$3.40

Tier 4 (101% to 200%)

32 kWh x \$0.18934

\$6.06

Tier 5 (more than 200%)

53 kWh x \$0.22434

\$11.89

DWR bond charge

1,437 kWh x \$0.00515

\$7.40

DWR bond charge

149 kWh x \$0.00505

\$0.75

### Your Delivery charges include:

- \$12.22 transmission charges
- \$106.72 distribution charges
- \$1.02 nuclear decommissioning charges
- \$106.75 conservation incentive adjustment
- \$17.40 public purpose programs charge
- \$2.34 new system generation charge

### Your Generation charges include:

- \$12.42 competition transition charge

### Your overall energy charges include:

- \$3.46 franchise fees

### Generation charges

#### DWR

##### Energy winter

382 kWh x \$0.03763

\$14.37

##### Energy winter

39 kWh x \$0.03952

\$1.54

#### SCE

##### Energy-Winter

Tier 1 (within baseline)

249 kWh x \$0.09564

\$23.81

Tier 2 (up to 30%)

75 kWh x \$0.09564

\$7.17

Tier 3 (31% to 100%)

174 kWh x \$0.09564

\$16.64

Tier 4 (101% to 200%)

249 kWh x \$0.09564

\$23.81

Tier 5 (more than 200%)

418 kWh x \$0.09564

\$39.98

### Additional information:

- DWR provided 26.560% of the energy you used this month
- Service voltage: 240 volts
- Your winter baseline allowance: 339.2 kWh

Subtotal of your new charges

\$382.32

Los Angeles Co UUT

\$17.20

State tax

1,437 kWh x \$0.00022

\$0.32

State tax

149 kWh x \$0.00029

\$0.04

Your new charges

\$399.88

### Average cost per kilowatt hour

	Tier 1	Tier 2	Tier 3	Tier 4	Tier 5
	\$0.13	\$0.15	\$0.24	\$0.27	\$0.31
339 kWh	102 kWh	237 kWh	339 kWh	569 kWh	

### Understanding Your Bill...

Your usage for this billing period falls in the fifth tier. Energy usage is based upon a tiered structure. For most customers, the price you pay per kilowatt hour increases as you use more energy. The average cost per kilowatt hour(kWh) figures in the chart to the left are based on averages. Actual prices may vary. For more information visit [www.sce.com/tier](http://www.sce.com/tier).

Please visit us at [www.sce.com](http://www.sce.com)

Page 5 of 6

## SCE's Appliance Recycling Program Can Help You Save Money

*Out With the Old – Get \$50  
In With the New – Get Another \$50*

You can receive a \$50 check for letting us pick up and get rid of your inefficient, working refrigerator or freezer. At no cost to you, we will dismantle and recycle these appliances in an environmentally-friendly manner.

Plus, you can receive an additional \$50 rebate when you purchase a new ENERGY STAR® – qualified refrigerator that is more energy-efficient and uses at least 20 percent less energy than conventional models.


SCE customers have turned in more than 890,000 old refrigerators and freezers through our Appliance Recycling Program. By getting rid of these energy guzzlers, those customers have lowered their energy usage and saved up to \$180 a year on their electric bills. In addition to saving energy and money, recycling an old refrigerator or freezer helps protect the environment.

To qualify for a free pick up and \$50 check, your refrigerator or freezer must be in working condition, sized between 10 and 32 cubic feet, and located at a valid billing address within SCE's service area.

For more information or to schedule a free pick up of your working refrigerator or freezer, call (800) 234-9722, or visit [www.sce.com/appliance](http://www.sce.com/appliance).

To apply for rebates or for more information please call (800) 736-4777 or visit [www.sce.com/rebates](http://www.sce.com/rebates).

Programs are funded by California utility ratepayers and administered by SCE under the auspices of the California Public Utilities Commission. Programs may be terminated without notice.



## Payment Arrangements and Extensions

*If you are having difficulty paying your SCE bill, contact us  
to request a payment extension. We can also help you work  
out a more flexible payment arrangement.*

**(800) 950-2356**

## Learn How to Improve Your Home's Energy Efficiency

We invite you to take our free Home Energy Efficiency Survey, a home energy survey that can tell you how to begin saving on your monthly bill immediately and what simple steps you can take to save even more money in the future.

Participating in the survey will provide you with useful information about your energy usage, including an analysis of how and when you use your major appliances, and an evaluation of your lighting, heating, cooling systems and thermostat settings. You'll also be able to access rebates, incentive offers, and valuable savings tips tailored to your home.

It's easy to participate in the free **Home Energy Efficiency Survey**:

- Visit [www.sce.com/homesurvey](http://www.sce.com/homesurvey) to take the survey online;
- Call (800) 278-8585 to request a copy of the survey by mail or to schedule an appointment to take the survey by phone or at your home.



## Manage Your Electric Bill Online – It's Simple, Convenient and Free

Looking for a faster, more convenient way to receive and pay your monthly electric bill? Enroll in SCE's free **My Account** service, which allows you to manage your account(s) online at [SCE.com](http://SCE.com). **My Account** gives you 24-hour access to your account(s) from anywhere with Internet access.

While signing up for **My Account**, you also have the ability to enroll in **Paperless Billing**. Or, if you are already enrolled in **My Account**, you can easily opt to receive and pay your electric bill with **Paperless Billing** and **Online Payment**. With customer safeguards in place, these free, online services will help you stay on top of your bills while eliminating excess paper waste. You will receive a monthly e-mail notification when your online statement is ready, and you will be able to view your previous billing, payment and usage history.

Select from the following options:

- **Paperless Billing** lets you save time while doing something good for the environment. You can view your bill online and access your account history without receiving a paper bill.
  - **Online Payment** offers you the convenience of paying online, any time of day, seven days a week. You'll save on postage, too.
  - **Direct Payment** automatically deducts your payment from your checking account each month, letting you stay focused on your home or business.
- Simply visit [www.sce.com/mybill](http://www.sce.com/mybill) to sign up for the plan that's right for you.

# GREWE/BRYANT PUMP SERVICE

P. O. BOX 1378  
1205 N. SIERRA HWY  
ROSAMOND, CA. 93560

Phone 661-256-2117 OR 661-256-2218  
Fax 661-256-6517 Lic. # 625268

August 09, 2010

Troy Stairs  
661-284-5111  
Escrow # OR1014617-TS

RE: Property located 22111 West Ave E-7

## Well Inspection and Water Potability Report.


This is a 6" cased well. A 3/4 HP submersible well pump submersible pump is pumping into a 5000 gallon storage tank, system has 1 1/2 HP booster pump, pumping into one 85 gallon pressure tanks to pressurize the system.

The well pump is producing approximately 10 gallons per minute.

A potability test was performed for this well system and the results are enclosed.

At the time this well system was inspected it was found to be in good working condition.

Note: These are the results as found by the technician who performed this well inspection and no guarantees are implied.

 DATE 8-9-10  
Michael E. Grewe

READ AND APPROVED

BY Mary I. Dwyer

BY AK

CONTACT INFORMATION Fax# 256-6517

Phone 661-266-2117 or \_\_\_\_\_  
Contact Mike Grewe or \_\_\_\_\_


Lab Use Only: Cost/Sample \$10 or \$8 (Tues. < 11am) FAX 51  
Invoice or Paid: cash \$ or check #

**No.**  
**Bottles**

No.  
Bottle  
L

YES NO ☒ (if no, please Initial)

**Attention:**







251660

(44) 265-7330

**James Adams 5840**

**Protect Your Duplicate Checks** Store your duplicate checks in your check box.

☐ Credit Card   ☐ Entertainment   ☐ Insurance   ☐ Food   ☐ Utilities   ☐ Mortgage   ☐ Transportation  
☐ Other:

☐ TAX-DEDUCTIBLE ITEM

DATE Sept 17, 2010

Boetseh  
one hundred  
Well structure

BALANCE FORWARD	100.00
THIS ITEM	
BALANCE	100.00
DEPOSIT	
OTHER	
BALANCE FORWARD	100.00

For enhanced security, your name and account number do not appear on this copy.

**NOT NEGOTIABLE**



# Boetsch

License # 498621

**SECRET**

**(800) 824-9007 • CELL (661) 816-3039**  
**9548 Kemper Road • Mojave, CA 93501**



# Boetsch

Well Drilling & Pump Service

1 (800) 824-9007

## Water Wells

HOME • RANCH • FARM • INDUSTRIAL

9548 KEMPER ROAD., MOJAVE, CA 93501

# INVOICE

License # 498621

INVOICE # \_\_\_\_\_

DATE Sept. 23, 2010

CUSTOMER NAME Debbie L. Dwyer

ADDRESS \_\_\_\_\_

PHONE NUMBER 724-0331

DEPTH 249' W.L. 208' @ 3 hrs HORSE POWER 105017-12 3/4 hp 27 years old

DIAMETER 6 TANK 5000 gal.

PUMP SETTING 242' DROP PIPE SIZE 421" Steel 2004 PVC

PLEASE PAY FROM THIS INVOICE

QTY.	UNIT	DESCRIPTION	UNIT SIZE	AMOUNT
		<p>Pulled pump, measured well, checked pump was but OK. Reinst pump Replaced 10 feet of Steel with 20' 1" PVC.</p> <p>1 1" Check Valve</p> <p>1 1 1/4 Union, 1 1/4" Nipple, Ball Valve</p> <p>Reinstalled pump and tested the well makes about 4 gallons every 22 minutes or 12 gallons an hour.</p> <p>Credit Card Visa</p> <p>4800-1131-9200-1217</p> <p>EXP 1/12 697</p> <p>P.O. Box 691</p> <p>Lake Hughes 93536</p> <p><i>paid Gold Card</i></p>		400 00
ALL BILLS ARE DUE AND PAYABLE WHEN SERVICES ARE RENDERED				TOTAL \$ 400 00

**Real Property Tax Assessor Record****Source Information**

<b>Tax Roll Certification Date:</b>	07/11/2014
<b>Owner Information Current Through:</b>	02/13/2015
<b>County Last Updated:</b>	02/28/2015
<b>Current Date:</b>	03/27/2015
<b>Source:</b>	TAX ASSESSOR LOS ANGELES, CALIFORNIA

**Owner Information**

<b>Owner(s):</b>	DEVOE GARY DEVOE DEBBIE
<b>Owner Relationship:</b>	HUSBAND/WIFE
<b>Ownership Rights:</b>	JOINT TENANCY
<b>Absentee Owner:</b>	OWNER OCCUPIED
<b>Property Address:</b>	22111 W AVENUE E7 LANCASTER, CA 93536-9160
<b>Mailing Address:</b>	22111 W AVENUE E7 LANCASTER, CA 93536-9160

**Property Information**

<b>County:</b>	LOS ANGELES
<b>Assessor's Parcel Number:</b>	3279-009-046
<b>Property Type:</b>	SINGLE FAMILY RESIDENCE - TOWNHOUSE
<b>Land Use:</b>	SINGLE FAMILY RESIDENCE
<b>Zoning:</b>	LCA25*
<b>Lot Size:</b>	212712
<b>Lot Acreage:</b>	4.8832
<b>Subdivision:</b>	MANZANA COLONY LANDS
<b>Legal Description:</b>	M R 53-44 W 330 FT EX OF ST OF LOT 7 BLK XIII
<b>Block Number:</b>	13
<b>Lot Number:</b>	7

**Tax Assessment Information**

<b>Tax Year:</b>	2013
<b>Calculated Land Value:</b>	\$59,571.00
<b>Calculated Improvement Value:</b>	\$179,760.00
<b>Calculated Total Value:</b>	\$239,331.00
<b>Assessed Land Value:</b>	\$59,571.00
<b>Assessed Improvement Value:</b>	\$179,760.00
<b>Assessed Total Value:</b>	\$239,331.00
<b>Valuation Method:</b>	ASSESSED
<b>Tax Amount:</b>	\$3,091.12
<b>Tax Code Area:</b>	9608

**Building/Improvement Characteristics**

<b>Number of Buildings:</b>	1
<b>Year Built:</b>	1988
<b>Total Area:</b>	2000212712
<b>Living Square Feet:</b>	2028
<b>Number of Bedrooms:</b>	3
<b>Number of Bathrooms:</b>	3.00
<b>Full Baths:</b>	3
<b>Heat:</b>	CENTRAL
<b>A/C Type:</b>	AC CENTRAL

**Last Full Market Sale Information**

<b>Sale Date:</b>	06/30/2010
<b>Seller Name:</b>	TIBERI U & K 2001 TRUST
<b>Sale Price:</b>	\$229,000.00
<b>Consideration:</b>	FULL
<b>Deed Type:</b>	GRANT DEED
<b>Type of Sale:</b>	RESALE
<b>Mortgage Amount:</b>	\$225,957.00
<b>Mortgage Loan Type:</b>	FEDERAL HOUSING AUTHORITY
<b>Mortgage Term:</b>	30 YEARS
<b>Mortgage Deed Type:</b>	DEED OF TRUST
<b>Lender Name:</b>	WELLS FARGO BK NA
<b>Recording Date:</b>	09/03/2010
<b>Document Number:</b>	1241070
<b>Title Company:</b>	FIDELITY TITLE

**Historical Tax Assessor Information*****Historical Tax Assessor Record 1.***

<b>Tax Year:</b>	2012
<b>Calculated Land Value:</b>	\$59,302.00
<b>Calculated Improvement Value:</b>	\$178,948.00
<b>Calculated Total Value:</b>	\$238,250.00
<b>Assessed Total Value:</b>	\$238,250.00
<b>Assessor's Parcel Number:</b>	3279-009-046
<b>Absentee Owner:</b>	OWNER OCCUPIED
<b>Owner:</b>	DEVOE GARY DEVOE DEBBIE
<b>Property Address:</b>	22111 AVENUE E7 LANCASTER, CA 93536-9160
<b>Mailing Address:</b>	22111 AVENUE E7 LANCASTER, CA 93536-9160

***Historical Tax Assessor Record 2.***

<b>Tax Year:</b>	2011
<b>Calculated Land Value:</b>	\$58,140.00
<b>Calculated Improvement Value:</b>	\$175,440.00
<b>Calculated Total Value:</b>	\$233,580.00
<b>Assessed Total Value:</b>	\$233,580.00
<b>Assessor's Parcel Number:</b>	3279-009-046
<b>Absentee Owner:</b>	OWNER OCCUPIED
<b>Owner:</b>	DEVOE GARY DEVOE DEBBIE
<b>Property Address:</b>	22111 AVENUE E7 LANCASTER, CA 93536-9160
<b>Mailing Address:</b>	22111 AVENUE E7 LANCASTER, CA 93536-9160

***Historical Tax Assessor Record 3.***

<b>Tax Year:</b>	2011
<b>Calculated Land Value:</b>	\$58,140.00
<b>Calculated Improvement Value:</b>	\$175,440.00
<b>Calculated Total Value:</b>	\$233,580.00
<b>Assessed Total Value:</b>	\$233,580.00

**Assessor's Parcel Number:** 3279-009-046  
**Absentee Owner:** OWNER OCCUPIED  
**Owner:** DEVOE GARY  
DEVOE DEBBIE  
**Property Address:** 22111 AVENUE E7  
LANCASTER, CA 93536-9160  
**Mailing Address:** 22111 AVENUE E7  
LANCASTER, CA 93536-9160

*Historical Tax Assessor Record 4.*

**Tax Year:** 2010  
**Calculated Land Value:** \$57,000.00  
**Calculated Improvement Value:** \$172,000.00  
**Calculated Total Value:** \$229,000.00  
**Assessed Total Value:** \$229,000.00  
**Assessor's Parcel Number:** 3279-009-046  
**Absentee Owner:** OWNER OCCUPIED  
**Owner:** DEVOE GARY  
DEVOE DEBBIE  
**Property Address:** 22111 AVENUE E7  
LANCASTER, CA 93536-9160  
**Mailing Address:** 22111 AVENUE E7  
LANCASTER, CA 93536-9160

*Historical Tax Assessor Record 5.*

**Tax Year:** 2009  
**Calculated Land Value:** \$58,141.00  
**Calculated Improvement Value:** \$159,909.00  
**Calculated Total Value:** \$218,050.00  
**Assessed Total Value:** \$218,050.00  
**Assessor's Parcel Number:** 3279-009-046  
**Absentee Owner:** SITUS FROM SALE (OCCUPIED)  
**Owner:** DEVOE GARY  
DEVOE DEBBIE  
**Property Address:** 22111 AVENUE E7  
LANCASTER, CA 93536-9160  
**Mailing Address:** 22111 AVENUE E7  
LANCASTER, CA 93536-9160



***Historical Tax Assessor Record 6.***

**Tax Year:** 2009  
**Calculated Land Value:** \$58,280.00  
**Calculated Improvement Value:** \$160,289.00  
**Calculated Total Value:** \$218,569.00  
**Assessed Total Value:** \$218,569.00  
**Assessor's Parcel Number:** 3279-009-046  
**Absentee Owner:** SITUS FROM SALE (OCCUPIED)  
**Owner:** DEVOE GARY  
DEVOE DEBBIE  
**Property Address:** 22111 AVENUE E7  
LANCASTER, CA 93536-9160  
**Mailing Address:** 22111 AVENUE E7  
LANCASTER, CA 93536-9160

***Historical Tax Assessor Record 7.***

**Tax Year:** 2008  
**Calculated Land Value:** \$58,280.00  
**Calculated Improvement Value:** \$160,289.00  
**Calculated Total Value:** \$218,569.00  
**Assessed Total Value:** \$218,569.00  
**Assessor's Parcel Number:** 3279-009-046  
**Owner:** TIBERI UMBERTO & KATHLEEN  
TIBERI TRUST  
**Property Address:** 22111 AVENUE E7  
LANCASTER, CA 93536-9160  
**Mailing Address:** PO BOX 676  
FRAZIER PARK, CA 93225-0676

***Historical Tax Assessor Record 8.***

**Tax Year:** 2007  
**Calculated Land Value:** \$57,138.00  
**Calculated Improvement Value:** \$157,147.00  
**Calculated Total Value:** \$214,285.00  
**Assessed Total Value:** \$214,285.00  
**Assessor's Parcel Number:** 3279-009-046  
**Owner:** TIBERI UMBERTO & KATHLEEN

**Property Address:** TIBERI TRUST  
22111 AVENUE E7  
LANCASTER, CA 93536-9160

**Mailing Address:** PO BOX 676  
FRAZIER PARK, CA 93225-0676

*Historical Tax Assessor Record 9.*

**Tax Year:** 2006

**Calculated Land Value:** \$56,018.00

**Calculated Improvement Value:** \$154,066.00

**Calculated Total Value:** \$210,084.00

**Assessed Total Value:** \$210,084.00

**Assessor's Parcel Number:** 3279-009-046

**Owner:** TIBERI UMBERTO & KATHLEEN  
TIBERI TRUST

**Property Address:** 22111 AVENUE E7  
LANCASTER, CA 93536-9160

**Mailing Address:** PO BOX 676  
FRAZIER PARK, CA 93225-0676

*Historical Tax Assessor Record 10.*

**Tax Year:** 2005

**Calculated Land Value:** \$54,920.00

**Calculated Improvement Value:** \$151,046.00

**Calculated Total Value:** \$205,966.00

**Assessed Total Value:** \$205,966.00

**Assessor's Parcel Number:** 3279-009-046

**Owner:** TIBERI UMBERTO & KATHLEEN  
TIBERI TRUST

**Property Address:** 22111 AVENUE E7  
LANCASTER, CA 93536-9160

**Mailing Address:** PO BOX 676  
FRAZIER PARK, CA 93225-0676

*Historical Tax Assessor Record 11.*

**Tax Year:** 2003

**Calculated Land Value:** \$51,822.00

**Calculated Improvement Value:** \$142,522.00

**Calculated Total Value:** \$194,344.00

**Assessed Total Value:** \$194,344.00  
**Assessor's Parcel Number:** 3279-009-046  
**Owner:** TIBERI UMBERTO & KATHLEEN  
TIBERI TRUST  
**Property Address:** 22111 AVENUE E7  
LANCASTER, CA 93536-9160  
**Mailing Address:** PO BOX 676  
FRAZIER PARK, CA 93225-0676

*Historical Tax Assessor Record 12.*

**Tax Year:** 2002  
**Calculated Land Value:** \$45,400.00  
**Calculated Improvement Value:** \$124,900.00  
**Calculated Total Value:** \$170,300.00  
**Assessed Total Value:** \$170,300.00  
**Assessor's Parcel Number:** 3279-009-046  
**Owner:** TIBERI UMBERTO & KATHLEEN  
TIBERI TRUST  
**Property Address:** 22111 AVENUE E7  
LANCASTER, CA 93536-9160  
**Mailing Address:** PO BOX 676  
FRAZIER PARK, CA 93225-0676

*Historical Tax Assessor Record 13.*

**Tax Year:** 2001  
**Calculated Land Value:** \$36,500.00  
**Calculated Improvement Value:** \$100,200.00  
**Calculated Total Value:** \$136,700.00  
**Assessed Total Value:** \$136,700.00  
**Assessor's Parcel Number:** 3279-009-046  
**Owner:** TIBERI UMBERTO & K TRUST  
**Property Address:** 22111 AVENUE E7  
LANCASTER, CA 93536-9160  
**Mailing Address:** PO BOX 676  
FRAZIER PARK, CA 93225-0676

*Historical Tax Assessor Record 14.*

**Tax Year:** 2001  
**Calculated Land Value:** \$36,500.00

**Calculated Improvement Value:** \$100,200.00  
**Calculated Total Value:** \$136,700.00  
**Assessed Total Value:** \$136,700.00  
**Assessor's Parcel Number:** 3279-009-046  
**Owner:** TIBERI UMBERTO & K TRUST  
**Property Address:** 22111 AVENUE E7  
LANCASTER, CA 93536-9160  
**Mailing Address:** PO BOX 676  
FRAZIER PARK, CA 93225-0676

*Historical Tax Assessor Record 15.*

**Tax Year:** 1999  
**Calculated Land Value:** \$36,500.00  
**Calculated Improvement Value:** \$100,200.00  
**Calculated Total Value:** \$136,700.00  
**Assessed Total Value:** \$136,700.00  
**Assessor's Parcel Number:** 3279-009-046  
**Absentee Owner:** YES  
**Owner:** TIBERI UMBERTO  
TIBERI KATHLEEN  
**Property Address:** 22111 AVENUE E  
LANCASTER, CA 93536  
**Mailing Address:** PO BOX 676  
FRAZIER PARK, CA 93225-0676

ADDITIONAL PROPERTIES POSSIBLY CONNECTED TO OWNER have been located. The owner's mailing address is associated with other properties as indicated by tax assessor records. Additional charges may apply.

TRANSACTION HISTORY REPORT is available for this property. The report contains details about all available transactions associated with this property. The report may include information about sales, ownership transfers, refinances, construction loans, 2nd mortgages, or equity loans based on recorded deeds. Additional charges may apply.

**Order Documents**

Call Westlaw CourtExpress at 1-877-DOC-RETR (1-877-362-7387)  
for on-site manual retrieval of documents related to this or other matters.  
Additional charges apply.

END OF DOCUMENT



7/15/2011  
1994 2013

Lancaster Rd

W Ave C-6

Doucette

Doucette; MID: SP-6616; APN: 3275008011

Google earth

1994

Imagery Date: 7/15/2011 34°46'56.73" N 118°39'36.71" W elev 3053 ft eye alt 4075 ft



Milton & Lisa Doucette, 29860 Lancaster Road, Lancaster, CA

SA Statement History : SACT : 001-1499-39							
Service Account Num: 001-1499-39							
<input checked="" type="radio"/> Active <input type="radio"/> All							
SA Statement History							
Ending Meter Read Date	KWH Read	KW Demand	Billing Days	Total kWh Usage	Avg kWh Usage per Day	Daily Cost	Total Service Account Charges
01/07/13	0	0.00	32	850	26.56	\$5.35	\$179.04
12/06/12	0	0.00	31	850	27.42	\$5.49	\$177.94
11/05/12	0	0.00	33	869	26.33	\$5.18	\$178.79
10/03/12	0	0.00	29	1,334	46.00	\$9.53	\$288.77
09/04/12	06824	0.00	32	1,903	59.47	\$13.54	\$452.88
08/03/12	04921	0.00	29	1,395	48.10	\$9.96	\$301.77
07/05/12	03526	0.00	30	864	28.80	\$4.72	\$147.96
06/05/12	02662	0.00	32	837	26.16	\$4.87	\$162.90
05/04/12	01825	0.00	29	754	26.00	\$4.95	\$149.85
04/05/12	01071	0.00	30	701	23.37	\$4.22	\$132.37
03/06/12	60852	0.00	29	720	24.83	\$4.62	\$140.14
02/06/12	60502	0.00	32	770	24.06	\$4.41	\$147.53
01/05/12	59732	0.00	30	816	27.20	\$5.25	\$164.71
12/06/11	58916	0.00	33	782	23.70	\$4.30	\$148.35
11/03/11	58134	0.00	30	676	22.53	\$3.99	\$125.22
10/04/11	57458	0.00	33	1,016	30.79	\$5.11	\$176.19
09/01/11	56442	0.00	29	1,126	38.83	\$7.09	\$214.97
08/03/11	55316	0.00	29	1,058	36.48	\$6.47	\$196.01
07/05/11	54258	0.00	32	867	27.09	\$4.13	\$138.21
06/03/11	53391	0.00	30	799	26.63	\$5.04	\$158.06
05/04/11	52592	0.00	29	734	25.31	\$4.75	\$143.99
04/05/11	51858	0.00	29	731	25.21	\$4.71	\$142.83

Usage Details

Close

SA Statement History : SACT : 001-1499-39							
Service Account Num: 001-1499-39							
<input checked="" type="radio"/> Active <input type="radio"/> All							
SA Statement History							
Ending Meter Read Date	KWH Read	KW Demand	Billing Days	Total kWh Usage	Avg kWh Usage per Day	Daily Cost	Total Service Account Charges
04/05/11	51858	0.00	29	731	25.21	\$4.71	\$142.83
03/07/11	51127	0.00	31	764	24.65	\$4.56	\$147.69
02/04/11	50363	0.00	29	754	26.00	\$4.94	\$149.80
01/06/11	49609	0.00	31	873	28.16	\$5.49	\$177.68

**Real Property Tax Assessor Record****Source Information**

<b>Tax Roll Certification Date:</b>	07/11/2014
<b>Owner Information Current Through:</b>	02/13/2015
<b>County Last Updated:</b>	02/28/2015
<b>Current Date:</b>	03/27/2015
<b>Source:</b>	TAX ASSESSOR LOS ANGELES, CALIFORNIA

**Owner Information**

<b>Owner(s):</b>	DOUCETTE MILTON J JR DOUCETTE LISA M
<b>Absentee Owner:</b>	OWNER OCCUPIED
<b>Property Address:</b>	29860 LANCASTER RD LANCASTER, CA 93536-9029
<b>Mailing Address:</b>	29860 LANCASTER RD LANCASTER, CA 93536-9029

**Property Information**

<b>County:</b>	LOS ANGELES
<b>Assessor's Parcel Number:</b>	3275-008-011
<b>Property Type:</b>	SINGLE FAMILY RESIDENCE - TOWNHOUSE
<b>Land Use:</b>	RESIDENTIAL (NEC)
<b>Zoning:</b>	LCA210
<b>Lot Size:</b>	224569
<b>Lot Acreage:</b>	5.1554
<b>Legal Description:</b>	THAT PART S OF AVE C-6 LANCASTER RD OF THAT PART LYING W OF E 130.88 ACS OF NW 1/4 OF LOT 14
<b>Lot Number:</b>	14
<b>Range:</b>	17
<b>Township:</b>	08N
<b>Section:</b>	14

**Tax Assessment Information**



<b>Tax Year:</b>	2013
<b>Calculated Land Value:</b>	\$40,546.00
<b>Calculated Improvement Value:</b>	\$170,743.00
<b>Calculated Total Value:</b>	\$211,289.00
<b>Assessed Land Value:</b>	\$40,546.00
<b>Assessed Improvement Value:</b>	\$170,743.00
<b>Assessed Total Value:</b>	\$211,289.00
<b>Valuation Method:</b>	ASSESSED
<b>Tax Amount:</b>	\$1,356.99
<b>Tax Code Area:</b>	9549

**Building/Improvement Characteristics**

<b>Number of Buildings:</b>	1
<b>Year Built:</b>	1987
<b>Total Area:</b>	4000224569
<b>Living Square Feet:</b>	2888
<b>Number of Bedrooms:</b>	4
<b>Number of Bathrooms:</b>	2.00
<b>Full Baths:</b>	2
<b>Heat:</b>	CENTRAL

**Last Full Market Sale Information**

<b>Seller Name:</b>	KNUTSON GERALD V & LOIS F
<b>Sale Price:</b>	\$30,000.00
<b>Consideration:</b>	FULL
<b>Deed Type:</b>	GRANT DEED
<b>Type of Sale:</b>	RESALE
<b>Mortgage Amount:</b>	\$24,000.00
<b>Mortgage Loan Type:</b>	PRIVATE PARTY LENDER
<b>Lender Name:</b>	KNUTSON JERALD V
<b>Recording Date:</b>	12/28/1983
<b>Document Number:</b>	1534729

**Previous Transaction Information**

<b>Sale Price:</b>	\$16,600.00
<b>Consideration:</b>	FULL
<b>Recording Date:</b>	06/16/1977

**Historical Tax Assessor Information*****Historical Tax Assessor Record 1.***

<b>Tax Year:</b>	2012
<b>Calculated Land Value:</b>	\$40,363.00
<b>Calculated Improvement Value:</b>	\$169,972.00
<b>Calculated Total Value:</b>	\$210,335.00
<b>Assessed Total Value:</b>	\$210,335.00
<b>Assessor's Parcel Number:</b>	3275-008-011
<b>Absentee Owner:</b>	OWNER OCCUPIED
<b>Owner:</b>	DOUCETTE MILTON J JR DOUCETTE LISA M
<b>Property Address:</b>	29860 LANCASTER RD LANCASTER, CA 93536-9029
<b>Mailing Address:</b>	29860 LANCASTER RD LANCASTER, CA 93536-9029

***Historical Tax Assessor Record 2.***

<b>Tax Year:</b>	2011
<b>Calculated Land Value:</b>	\$39,572.00
<b>Calculated Improvement Value:</b>	\$166,640.00
<b>Calculated Total Value:</b>	\$206,212.00
<b>Assessed Total Value:</b>	\$206,212.00
<b>Assessor's Parcel Number:</b>	3275-008-011
<b>Absentee Owner:</b>	OWNER OCCUPIED
<b>Owner:</b>	DOUCETTE MILTON J JR DOUCETTE LISA M
<b>Property Address:</b>	29860 LANCASTER RD LANCASTER, CA 93536-9029
<b>Mailing Address:</b>	29860 LANCASTER RD LANCASTER, CA 93536-9029

***Historical Tax Assessor Record 3.***

<b>Tax Year:</b>	2011
<b>Calculated Land Value:</b>	\$39,572.00
<b>Calculated Improvement Value:</b>	\$166,640.00
<b>Calculated Total Value:</b>	\$206,212.00
<b>Assessed Total Value:</b>	\$206,212.00

**Assessor's Parcel Number:** 3275-008-011  
**Absentee Owner:** OWNER OCCUPIED  
**Owner:** DOUCETTE MILTON J JR  
DOUCETTE LISA M  
**Property Address:** 29860 LANCASTER RD  
LANCASTER, CA 93536-9029  
**Mailing Address:** 29860 LANCASTER RD  
LANCASTER, CA 93536-9029

*Historical Tax Assessor Record 4.*

**Tax Year:** 2010  
**Calculated Land Value:** \$38,797.00  
**Calculated Improvement Value:** \$163,373.00  
**Calculated Total Value:** \$202,170.00  
**Assessed Total Value:** \$202,170.00  
**Assessor's Parcel Number:** 3275-008-011  
**Homestead Exempt:** HOMEOWNER EXEMPTION  
**Absentee Owner:** OWNER OCCUPIED  
**Owner:** DOUCETTE MILTON J JR  
DOUCETTE LISA M  
**Property Address:** 29860 LANCASTER RD  
LANCASTER, CA 93536-9029  
**Mailing Address:** 29860 LANCASTER RD  
LANCASTER, CA 93536-9029

*Historical Tax Assessor Record 5.*

**Tax Year:** 2009  
**Calculated Land Value:** \$38,508.00  
**Calculated Improvement Value:** \$162,152.00  
**Calculated Total Value:** \$200,660.00  
**Assessed Total Value:** \$200,660.00  
**Assessor's Parcel Number:** 3275-008-011  
**Homestead Exempt:** HOMEOWNER EXEMPTION  
**Absentee Owner:** OWNER OCCUPIED  
**Owner:** DOUCETTE MILTON J JR  
DOUCETTE LISA M  
**Property Address:** 29860 LANCASTER RD  
LANCASTER, CA 93536-9029

**Mailing Address:** 29860 LANCASTER RD  
LANCASTER, CA 93536-9029

*Historical Tax Assessor Record 6.*

**Tax Year:** 2008  
**Calculated Land Value:** \$38,600.00  
**Calculated Improvement Value:** \$162,538.00  
**Calculated Total Value:** \$201,138.00  
**Assessed Total Value:** \$201,138.00  
**Assessor's Parcel Number:** 3275-008-011  
**Homestead Exempt:** HOMEOWNER EXEMPTION  
**Absentee Owner:** OWNER OCCUPIED  
**Owner:** DOUCETTE MILTON J JR  
DOUCETTE LISA M  
**Property Address:** 29860 LANCASTER RD  
LANCASTER, CA 93536-9029  
**Mailing Address:** 29860 LANCASTER RD  
LANCASTER, CA 93536-9029

*Historical Tax Assessor Record 7.*

**Tax Year:** 2007  
**Calculated Land Value:** \$37,844.00  
**Calculated Improvement Value:** \$159,351.00  
**Calculated Total Value:** \$197,195.00  
**Assessed Total Value:** \$197,195.00  
**Assessor's Parcel Number:** 3275-008-011  
**Homestead Exempt:** HOMEOWNER EXEMPTION  
**Absentee Owner:** OWNER OCCUPIED  
**Owner:** DOUCETTE MILTON J JR  
DOUCETTE LISA M  
**Property Address:** 29860 LANCASTER RD  
LANCASTER, CA 93536-9029  
**Mailing Address:** 29860 LANCASTER RD  
LANCASTER, CA 93536-9029

*Historical Tax Assessor Record 8.*

**Tax Year:** 2006  
**Calculated Land Value:** \$37,102.00  
**Calculated Improvement Value:** \$156,227.00

**Calculated Total Value:** \$193,329.00  
**Assessed Total Value:** \$193,329.00  
**Assessor's Parcel Number:** 3275-008-011  
**Homestead Exempt:** HOMEOWNER EXEMPTION  
**Absentee Owner:** OWNER OCCUPIED  
**Owner:** DOUCETTE MILTON J JR  
DOUCETTE LISA M  
**Property Address:** 29860 LANCASTER RD  
LANCASTER, CA 93536-9029  
**Mailing Address:** 29860 LANCASTER RD  
LANCASTER, CA 93536-9029

*Historical Tax Assessor Record 9.*

**Tax Year:** 2005  
**Calculated Land Value:** \$36,375.00  
**Calculated Improvement Value:** \$153,164.00  
**Calculated Total Value:** \$189,539.00  
**Assessed Total Value:** \$189,539.00  
**Assessor's Parcel Number:** 3275-008-011  
**Homestead Exempt:** HOMEOWNER EXEMPTION  
**Absentee Owner:** OWNER OCCUPIED  
**Owner:** DOUCETTE MILTON J JR  
DOUCETTE LISA M  
**Property Address:** 29860 LANCASTER RD  
LANCASTER, CA 93536-9029  
**Mailing Address:** 29860 LANCASTER RD  
LANCASTER, CA 93536-9029

*Historical Tax Assessor Record 10.*

**Tax Year:** 2003  
**Calculated Land Value:** \$34,323.00  
**Calculated Improvement Value:** \$144,519.00  
**Calculated Total Value:** \$178,842.00  
**Assessed Total Value:** \$178,842.00  
**Assessor's Parcel Number:** 3275-008-011  
**Homestead Exempt:** HOMEOWNER EXEMPTION  
**Absentee Owner:** OWNER OCCUPIED  
**Owner:** DOUCETTE MILTON J JR

**Property Address:** DOUCETTE LISA M  
29860 LANCASTER RD  
LANCASTER, CA 93536-9029

**Mailing Address:** 29860 LANCASTER RD  
LANCASTER, CA 93536-9029

***Historical Tax Assessor Record 11.***

**Tax Year:** 2002

**Calculated Land Value:** \$33,650.00

**Calculated Improvement Value:** \$141,686.00

**Calculated Total Value:** \$175,336.00

**Assessed Total Value:** \$175,336.00

**Assessor's Parcel Number:** 3275-008-011

**Homestead Exempt:** HOMEOWNER EXEMPTION

**Absentee Owner:** OWNER OCCUPIED

**Owner:** DOUCETTE MILTON J JR  
DOUCETTE LISA M

**Property Address:** 29860 LANCASTER RD  
LANCASTER, CA 93536-9029

**Mailing Address:** 29860 LANCASTER RD  
LANCASTER, CA 93536-9029

***Historical Tax Assessor Record 12.***

**Tax Year:** 2001

**Calculated Land Value:** \$32,991.00

**Calculated Improvement Value:** \$138,908.00

**Calculated Total Value:** \$171,899.00

**Assessed Total Value:** \$171,899.00

**Assessor's Parcel Number:** 3275-008-011

**Homestead Exempt:** HOMEOWNER EXEMPTION

**Absentee Owner:** YES

**Owner:** DOUCETTE MILTON J JR  
DOUCETTE LISA M

**Property Address:** 29860 LANCASTER RD  
LANCASTER, CA 93536-9029

**Mailing Address:** 29860 LANCASTER RD  
LANCASTER, CA 93536-9029

***Historical Tax Assessor Record 13.***

**Tax Year:** 2001  
**Calculated Land Value:** \$32,991.00  
**Calculated Improvement Value:** \$138,908.00  
**Calculated Total Value:** \$171,899.00  
**Assessed Total Value:** \$171,899.00  
**Assessor's Parcel Number:** 3275-008-011  
**Homestead Exempt:** HOMEOWNER EXEMPTION  
**Absentee Owner:** OWNER OCCUPIED  
**Owner:** DOUCETTE MILTON J JR  
DOUCETTE LISA M  
**Property Address:** 29860 LANCASTER RD  
LANCASTER, CA 93536-9029  
**Mailing Address:** 29860 LANCASTER RD  
LANCASTER, CA 93536-9029

***Historical Tax Assessor Record 14.***

**Tax Year:** 1999  
**Calculated Land Value:** \$32,345.00  
**Calculated Improvement Value:** \$94,646.00  
**Calculated Total Value:** \$126,991.00  
**Assessed Total Value:** \$126,991.00  
**Assessor's Parcel Number:** 3275-008-011  
**Homestead Exempt:** HOMEOWNER EXEMPTION  
**Owner:** DOUCETTE MILTON J JR  
DOUCETTE LISA M  
**Property Address:** 29860 LANCASTER RD  
LANCASTER, CA 93536-9029  
**Mailing Address:** 29860 LANCASTER RD  
LANCASTER, CA 93536-9029

TRANSACTION HISTORY REPORT is available for this property. The report contains details about all available transactions associated with this property. The report may include information about sales, ownership transfers, refinances, construction loans, 2nd mortgages, or equity loans based on recorded deeds. Additional charges may apply.

**Order Documents**

Call Westlaw CourtExpress at 1-877-DOC-RETR (1-877-362-7387)  
for on-site manual retrieval of documents related to this or other matters.



Additional charges apply.

END OF DOCUMENT



7/15/2011

65th St W

Dunin

Dunin; MID: SP-1614; APN:252223391 Google earth

1994

Imagery Date: 7/15/2011 34°53'51.26" N 118°14'47.37" W elev 2573 ft eye alt 3230 ft



## Tim Thompson

---

**From:** Mike McLachlan <mike@mclachlanlaw.com>  
**Sent:** Monday, September 9, 2013 7:11 PM  
**To:** Tim Thompson  
**Cc:** Michael Fife (MFife@bhfs.com); Jeff Dunn  
**Subject:** FW: Water Survey  
**Attachments:** SKMBT\_36313090917250.pdf

---

**From:** Sherri Dumin [mailto:Sherri.Dumin@calbt.com]  
**Sent:** Monday, September 09, 2013 6:34 PM  
**To:** Mike McLachlan  
**Subject:** Water Survey

Hi Mike:

Attached is the statements of accounts for my property located at 5352 65<sup>th</sup> St w Rosamond Ca  
I have a 1.5 HP well pump.  
I have a call in to Mr. Thompson to complete the survey  
Please let me know if you need anything else.

Thanks,  
Sherri Dumin  
661-699-0410

**From:** [Konica7347@calbt.com](mailto:Konica7347@calbt.com) [mailto:Konica7347@calbt.com]  
**Sent:** Monday, September 09, 2013 6:26 PM  
**To:** Sherri Dumin  
**Subject:** Message from KMBT\_363

---

THIS ELECTRONIC MESSAGE, INCLUDING ANY ACCOMPANYING DOCUMENTS, IS CONFIDENTIAL and may contain information that is privileged and exempt from disclosure under applicable law. If you are neither the intended recipient nor responsible for delivering the message to the intended recipient, please note that any dissemination, distribution, copying or the taking of any action in reliance upon the message is strictly prohibited. If you have received this communication in error, please notify the sender immediately. Thank you.

## STATEMENT OF ACCOUNT

000357

August 30, 2013

DUMIN, SHERRI  
PO BOX 308  
ROSAMOND CA 93560-0308

Customer Account #: 131403826

Trans Date	Read Date	UIT	Bill Amount	Service Account #	KWH usage	Daily Avg Usage	Payment	Credit/ Debit	Description	Balance
1/4/2012										
1/18/2012	1/17/2012		\$165.51	3853756	868	26.3	\$113.40		EFT Payment	\$0.00
										\$165.51
2/8/2012									Late Pymt Chrg	
2/16/2012	2/15/2012		\$101.56	3853756	599	20.66		\$1.48		\$166.99
2/22/2012										\$268.55
2/29/2012							\$165.51		EFT Payment	\$103.04
3/17/2012	3/16/2012		\$88.90	3853756	552	18.4	\$103.04		EFT Payment	\$0.00
4/4/2012										\$88.90
4/17/2012	4/16/2012		\$85.45	3853756	544	17.55	\$88.90		EFT Payment	\$0.00
5/7/2012										\$85.45
5/16/2012	5/15/2012		\$90.13	3853756	551	19	\$85.45		EFT Payment	\$0.00
										\$90.13
6/6/2012									Late Pymt Chrg	
6/6/2012								\$0.82		\$90.95
6/15/2012	6/14/2012		\$107.47	3853756	731	24.37	\$90.13		EFT Payment	\$0.82
7/2/2012										\$108.29
7/17/2012	7/16/2012		\$123.68	3853756	975	30.47	\$108.29		EFT Payment	\$0.00
7/27/2012										\$123.68
8/15/2012	8/14/2012		\$95.35	3853756	815	28.1	\$123.68		EFT Payment	\$0.00
										\$95.35
9/6/2012									Late Pymt Chrg	
9/7/2012								\$0.86		\$96.21
9/14/2012	9/13/2012		\$196.61	3853756	1210	40.33	\$95.35		EFT Payment	\$0.86
										\$197.47
10/5/2012									Late Pymt Chrg	
10/5/2012								\$1.78		\$199.25
10/17/2012	10/16/2012		\$93.43	3853756	737	22.33	\$197.47		EFT Payment	\$1.78
										\$95.21
11/7/2012									Late Pymt Chrg	
11/16/2012	11/15/2012		\$118.09	3853756	659	21.97		\$0.85		\$96.06
11/16/2012										\$214.15
							\$95.21		EFT Payment	\$118.94
12/7/2012									Late Pymt Chrg	
12/14/2012								\$1.07		\$120.01
12/17/2012	12/15/2012		\$173.68	3853756	853	28.43	\$118.94		EFT Payment	\$1.07
12/31/2012										\$174.75
							\$87.38		EFT Payment	\$87.37

## STATEMENT OF ACCOUNT

000356

August 30, 2013

DUMIN, SHERRI  
PO BOX 308  
ROSAMOND CA 93560-0308

Customer Account #: 131403826

Trans Date	Read Date	UUT	Bill Amount	Service Account #	KWH usage	Daily Avg Usage	Payment	Credit/ Debit	Description	Balance
1/7/2011										
1/14/2011								\$1.27	Late Pymt Chrg	\$141.40
1/15/2011	1/14/2011		\$110.92	3853756	638	22	\$140.13		EDI Payment	\$127.27
2/5/2011										\$112.19
2/15/2011	2/14/2011		\$124.49	3853756	703	22.68		\$1.01	Late Pymt Chrg	\$113.20
2/16/2011										\$237.69
3/9/2011							\$112.19		EDI Payment	\$125.50
3/14/2011								\$1.13	Late Pymt Chrg	\$126.63
3/17/2011	3/16/2011		\$123.41	3853756	690	23	\$125.50		EDI Payment	\$1.13
4/7/2011										\$124.54
4/15/2011	4/14/2011		\$73.57	3853756	486	16.76		\$1.12	Late Pymt Chrg	\$125.66
4/21/2011										\$199.23
5/6/2011							\$124.54		EFT Payment	\$74.69
5/6/2011								\$0.67	Late Pymt Chrg	\$75.36
5/17/2011	5/16/2011		\$109.93	3853756	654	20.44	\$75.00		EFT Payment	\$0.36
6/3/2011										\$110.29
6/15/2011	6/14/2011		\$103.88	3853756	720	24.83	\$110.29		EFT Payment	\$0.00
7/1/2011										\$103.88
7/15/2011	7/14/2011		\$152.39	3853756	1081	36.03	\$104.00		EFT Payment	(\$0.12)
8/5/2011										\$152.27
8/12/2011								\$1.38	Late Pymt Chrg	\$153.65
8/16/2011	8/15/2011		\$249.15	3853756	1481	46.28	\$152.27		EFT Payment	\$1.38
8/30/2011										\$250.53
9/15/2011	9/14/2011		\$164.24	3853756	1123	37.43	\$252.00		EFT Payment	(\$1.47)
9/30/2011										\$162.77
10/18/2011	10/17/2011		\$141.21	3853756	929	28.15	\$162.77		EFT Payment	\$0.00
11/9/2011										\$141.21
11/9/2011								\$1.26	Late Pymt Chrg	\$142.47
11/17/2011	11/16/2011		\$97.99	3853756	589	19.63	\$141.21		EFT Payment	\$1.26
12/8/2011										\$99.25
12/9/2011								\$0.90	Late Pymt Chrg	\$100.15
12/16/2011	12/15/2011		\$112.50	3853756	641	22.1	\$99.25		EFT Payment	\$0.90
										\$113.40

**Real Property Tax Assessor Record****Source Information**

**Tax Roll Certification Date:** 01/02/2015  
**Owner Information Current Through:** 03/18/2015  
**County Last Updated:** 04/20/2015  
**Current Date:** 04/20/2015  
**Source:** TAX ASSESSOR KERN, CALIFORNIA

**Owner Information**

**Owner(s):** DUMIN SHERRI L  
**Property Address:** 5352 65TH ST W  
ROSAMOND, CA 93560  
**Mailing Address:** 5352 W 65TH ST  
ROSAMOND, CA 93560

**Property Information**

**County:** KERN  
**Assessor's Parcel Number:** 252-223-39  
**Property Type:** SINGLE FAMILY RESIDENCE - TOWNHOUSE  
**Land Use:** SINGLE FAMILY RESIDENCE  
**Zoning:** E  
**Lot Size:** 54886  
**Lot Acreage:** 1.2600  
**Legal Description:** SECTION 3 , TOWNSHIP 9 , RANGE 13 , QUARTER  
**Lot Number:** 32  
**Range:** 13  
**Township:** 09N  
**Section:** 3

**Tax Assessment Information**

**Tax Year:** 2014  
**Calculated Land Value:** \$27,313.00  
**Calculated Improvement Value:** \$141,417.00

<b>Calculated Total Value:</b>	\$168,730.00
<b>Assessed Land Value:</b>	\$27,313.00
<b>Assessed Improvement Value:</b>	\$141,417.00
<b>Assessed Total Value:</b>	\$168,730.00
<b>Valuation Method:</b>	ASSESSED
<b>Tax Amount:</b>	\$2,035.67
<b>Tax Code Area:</b>	119001

**Building/Improvement Characteristics**

<b>Building Type:</b>	SINGLE FAMILY
<b>Number of Buildings:</b>	1
<b>Year Built:</b>	1992
<b>Total Area:</b>	54886
<b>Living Square Feet:</b>	1971
<b>Total Number of Rooms:</b>	5
<b>Number of Bedrooms:</b>	3
<b>Number of Bathrooms:</b>	2.00
<b>Full Baths:</b>	2
<b>Fireplace:</b>	YES
<b>Garage Type:</b>	TYPE UNKNOWN
<b>Number of Stories:</b>	1.00
<b>Construction Type:</b>	WOOD FRAME/METAL
<b>Construction Quality:</b>	GOOD
<b>Heat:</b>	FLOOR/WALL FURNACE

**Last Full Market Sale Information**

<b>Sale Date:</b>	12/1991
<b>Seller Name:</b>	KEYES JOYCE W
<b>Sale Price:</b>	\$16,000.00
<b>Consideration:</b>	FULL
<b>Deed Type:</b>	GRANT DEED
<b>Type of Sale:</b>	RESALE
<b>Recording Date:</b>	02/04/1992
<b>Recording Book/Page:</b>	Book 6627, Page 169
<b>Title Company:</b>	WORLD TITLE CO.

**Previous Transaction Information**

**Sale Date:** 07/1988  
**Sale Price:** \$59,000.00  
**Consideration:** FULL  
**Mortgage Amount:** \$50,150.00  
**Recording Date:** 08/19/1988  
**Recording Book/Page:** Book 6155, Page 83

#### **Historical Tax Assessor Information**

##### ***Historical Tax Assessor Record 1.***

**Tax Year:** 2013  
**Calculated Land Value:** \$27,313.00  
**Calculated Improvement Value:** \$141,417.00  
**Calculated Total Value:** \$168,730.00  
**Assessed Total Value:** \$168,730.00  
**Assessor's Parcel Number:** 252-223-39  
**Owner:** DUMIN SHERRI L  
**Property Address:** 5352 65TH ST  
ROSAMOND, CA 93560  
**Mailing Address:** 5352 65TH ST  
ROSAMOND, CA 93560

##### ***Historical Tax Assessor Record 2.***

**Tax Year:** 2012  
**Calculated Land Value:** \$27,733.00  
**Calculated Improvement Value:** \$143,593.00  
**Calculated Total Value:** \$171,326.00  
**Assessed Total Value:** \$171,326.00  
**Assessor's Parcel Number:** 252-223-39  
**Homestead Exempt:** HOMEOWNER EXEMPTION  
**Absentee Owner:** OWNER OCCUPIED  
**Owner:** DUMIN MICHAEL O  
DUMIN SHERRI L  
**Property Address:** 5352 65TH ST  
ROSAMOND, CA 93560  
**Mailing Address:** PO BOX 308  
ROSAMOND, CA 93560-0308

##### ***Historical Tax Assessor Record 3.***



**Tax Year:** 2012  
**Calculated Land Value:** \$26,657.00  
**Calculated Improvement Value:** \$138,018.00  
**Calculated Total Value:** \$164,675.00  
**Assessed Total Value:** \$164,675.00  
**Assessor's Parcel Number:** 252-223-39  
**Homestead Exempt:** HOMEOWNER EXEMPTION  
**Absentee Owner:** OWNER OCCUPIED  
**Owner:** DUMIN MICHAEL O  
DUMIN SHERRI L  
**Property Address:** 5352 65TH ST  
ROSAMOND, CA 93560  
**Mailing Address:** PO BOX 308  
ROSAMOND, CA 93560-0308

*Historical Tax Assessor Record 4.*

**Tax Year:** 2012  
**Calculated Land Value:** \$26,657.00  
**Calculated Improvement Value:** \$138,018.00  
**Calculated Total Value:** \$164,675.00  
**Assessed Total Value:** \$164,675.00  
**Assessor's Parcel Number:** 252-223-39  
**Homestead Exempt:** HOMEOWNER EXEMPTION  
**Absentee Owner:** OWNER OCCUPIED  
**Owner:** DUMIN MICHAEL O  
DUMIN SHERRI L  
**Property Address:** 5352 65TH ST  
ROSAMOND, CA 93560  
**Mailing Address:** PO BOX 308  
ROSAMOND, CA 93560-0308

*Historical Tax Assessor Record 5.*

**Tax Year:** 2012  
**Calculated Land Value:** \$26,657.00  
**Calculated Improvement Value:** \$138,018.00  
**Calculated Total Value:** \$164,675.00  
**Assessed Total Value:** \$164,675.00  
**Assessor's Parcel Number:** 252-223-39

**Homestead Exempt:** HOMEOWNER EXEMPTION  
**Absentee Owner:** OWNER OCCUPIED  
**Owner:** DUMIN MICHAEL O  
DUMIN SHERRI L  
**Property Address:** 5352 65TH ST  
ROSAMOND, CA 93560  
**Mailing Address:** PO BOX 308  
ROSAMOND, CA 93560-0308

*Historical Tax Assessor Record 6.*

**Tax Year:** 2012  
**Calculated Land Value:** \$27,190.00  
**Calculated Improvement Value:** \$140,778.00  
**Calculated Total Value:** \$167,968.00  
**Assessed Total Value:** \$167,968.00  
**Assessor's Parcel Number:** 252-223-39  
**Homestead Exempt:** HOMEOWNER EXEMPTION  
**Owner:** DUMIN SHERRI L  
**Property Address:** 5352 65TH ST  
ROSAMOND, CA 93560  
**Mailing Address:** 5352 65TH ST  
ROSAMOND, CA 93560

*Historical Tax Assessor Record 7.*

**Tax Year:** 2012  
**Calculated Land Value:** \$26,657.00  
**Calculated Improvement Value:** \$138,018.00  
**Calculated Total Value:** \$164,675.00  
**Assessed Total Value:** \$164,675.00  
**Assessor's Parcel Number:** 252-223-39  
**Homestead Exempt:** HOMEOWNER EXEMPTION  
**Absentee Owner:** OWNER OCCUPIED  
**Owner:** DUMIN MICHAEL O  
DUMIN SHERRI L  
**Property Address:** 5352 65TH ST  
ROSAMOND, CA 93560  
**Mailing Address:** PO BOX 308  
ROSAMOND, CA 93560-0308

***Historical Tax Assessor Record 8.***

**Tax Year:** 2011  
**Calculated Land Value:** \$26,657.00  
**Calculated Improvement Value:** \$138,018.00  
**Calculated Total Value:** \$164,675.00  
**Assessed Total Value:** \$164,675.00  
**Assessor's Parcel Number:** 252-223-39  
**Homestead Exempt:** HOMEOWNER EXEMPTION  
**Absentee Owner:** OWNER OCCUPIED  
**Owner:** DUMIN MICHAEL O  
DUMIN SHERRI L  
**Property Address:** 5352 65TH ST  
ROSAMOND, CA 93560  
**Mailing Address:** PO BOX 1348  
ROSAMOND, CA 93560-1348

***Historical Tax Assessor Record 9.***

**Tax Year:** 2011  
**Calculated Land Value:** \$26,657.00  
**Calculated Improvement Value:** \$138,018.00  
**Calculated Total Value:** \$164,675.00  
**Assessed Total Value:** \$164,675.00  
**Assessor's Parcel Number:** 252-223-39  
**Homestead Exempt:** HOMEOWNER EXEMPTION  
**Absentee Owner:** OWNER OCCUPIED  
**Owner:** DUMIN MICHAEL O  
DUMIN SHERRI L  
**Property Address:** 5352 65TH ST  
ROSAMOND, CA 93560  
**Mailing Address:** PO BOX 308  
ROSAMOND, CA 93560-0308

***Historical Tax Assessor Record 10.***

**Tax Year:** 2010  
**Calculated Land Value:** \$25,940.00  
**Calculated Improvement Value:** \$134,301.00  
**Calculated Total Value:** \$160,241.00

**Assessed Total Value:** \$160,241.00  
**Assessor's Parcel Number:** 252-223-39  
**Homestead Exempt:** HOMEOWNER EXEMPTION  
**Absentee Owner:** OWNER OCCUPIED  
**Owner:** DUMIN MICHAEL O  
DUMIN SHERRI L  
**Property Address:** 5352 65TH ST  
ROSAMOND, CA 93560  
**Mailing Address:** PO BOX 1348  
ROSAMOND, CA 93560-1348

*Historical Tax Assessor Record 11.*

**Tax Year:** 2010  
**Calculated Land Value:** \$26,135.00  
**Calculated Improvement Value:** \$135,312.00  
**Calculated Total Value:** \$161,447.00  
**Assessed Total Value:** \$161,447.00  
**Assessor's Parcel Number:** 252-223-39  
**Homestead Exempt:** HOMEOWNER EXEMPTION  
**Absentee Owner:** OWNER OCCUPIED  
**Owner:** DUMIN MICHAEL O  
DUMIN SHERRI L  
**Property Address:** 5352 65TH ST  
ROSAMOND, CA 93560  
**Mailing Address:** PO BOX 1348  
ROSAMOND, CA 93560-1348

*Historical Tax Assessor Record 12.*

**Tax Year:** 2010  
**Calculated Land Value:** \$25,940.00  
**Calculated Improvement Value:** \$134,301.00  
**Calculated Total Value:** \$160,241.00  
**Assessed Total Value:** \$160,241.00  
**Assessor's Parcel Number:** 252-223-39  
**Homestead Exempt:** HOMEOWNER EXEMPTION  
**Absentee Owner:** OWNER OCCUPIED  
**Owner:** DUMIN MICHAEL O  
DUMIN SHERRI L

**Property Address:** 5352 65TH ST  
ROSAMOND, CA 93560  
**Mailing Address:** PO BOX 1348  
ROSAMOND, CA 93560-1348

*Historical Tax Assessor Record 13.*

**Tax Year:** 2009  
**Calculated Land Value:** \$26,002.00  
**Calculated Improvement Value:** \$134,621.00  
**Calculated Total Value:** \$160,623.00  
**Assessed Total Value:** \$160,623.00  
**Assessor's Parcel Number:** 252-223-39  
**Homestead Exempt:** HOMEOWNER EXEMPTION  
**Absentee Owner:** OWNER OCCUPIED  
**Owner:** DUMIN MICHAEL O  
DUMIN SHERRI L

**Property Address:** 5352 65TH ST  
ROSAMOND, CA 93560  
**Mailing Address:** PO BOX 1348  
ROSAMOND, CA 93560-1348

*Historical Tax Assessor Record 14.*

**Tax Year:** 2009  
**Calculated Land Value:** \$25,940.00  
**Calculated Improvement Value:** \$134,301.00  
**Calculated Total Value:** \$160,241.00  
**Assessed Total Value:** \$160,241.00  
**Assessor's Parcel Number:** 252-223-39  
**Homestead Exempt:** HOMEOWNER EXEMPTION  
**Absentee Owner:** OWNER OCCUPIED  
**Owner:** DUMIN MICHAEL O  
DUMIN SHERRI L

**Property Address:** 5352 65TH ST  
ROSAMOND, CA 93560  
**Mailing Address:** PO BOX 1348  
ROSAMOND, CA 93560-1348

*Historical Tax Assessor Record 15.*

**Tax Year:** 2008

**Calculated Land Value:** \$25,493.00  
**Calculated Improvement Value:** \$131,982.00  
**Calculated Total Value:** \$157,475.00  
**Assessed Total Value:** \$157,475.00  
**Assessor's Parcel Number:** 252-223-39  
**Homestead Exempt:** HOMEOWNER EXEMPTION  
**Absentee Owner:** OWNER OCCUPIED  
**Owner:** DUMIN MICHAEL O  
DUMIN SHERRI L  
**Property Address:** 5352 65TH ST  
ROSAMOND, CA  
**Mailing Address:** PO BOX 1348  
ROSAMOND, CA 93560-1348

*Historical Tax Assessor Record 16.*

**Tax Year:** 2008  
**Calculated Land Value:** \$26,002.00  
**Calculated Improvement Value:** \$134,621.00  
**Calculated Total Value:** \$160,623.00  
**Assessed Total Value:** \$160,623.00  
**Assessor's Parcel Number:** 252-223-39  
**Homestead Exempt:** HOMEOWNER EXEMPTION  
**Absentee Owner:** OWNER OCCUPIED  
**Owner:** DUMIN MICHAEL O  
DUMIN SHERRI L  
**Property Address:** 5352 65TH ST  
ROSAMOND, CA  
**Mailing Address:** PO BOX 1348  
ROSAMOND, CA 93560-1348

*Historical Tax Assessor Record 17.*

**Tax Year:** 2007  
**Calculated Land Value:** \$25,493.00  
**Calculated Improvement Value:** \$131,982.00  
**Calculated Total Value:** \$157,475.00  
**Assessed Total Value:** \$157,475.00  
**Assessor's Parcel Number:** 252-223-39  
**Homestead Exempt:** HOMEOWNER EXEMPTION

**Absentee Owner:** OWNER OCCUPIED  
**Owner:** DUMIN MICHAEL O  
DUMIN SHERRI L  
**Property Address:** 5352 65TH ST  
ROSAMOND, CA  
**Mailing Address:** PO BOX 1348  
ROSAMOND, CA 93560-1348

*Historical Tax Assessor Record 18.*

**Tax Year:** 2006  
**Calculated Land Value:** \$24,994.00  
**Calculated Improvement Value:** \$129,395.00  
**Calculated Total Value:** \$154,389.00  
**Assessed Total Value:** \$154,389.00  
**Assessor's Parcel Number:** 252-223-39  
**Homestead Exempt:** HOMEOWNER EXEMPTION  
**Absentee Owner:** OWNER OCCUPIED  
**Owner:** DUMIN MICHAEL O  
DUMIN SHERRI L  
**Property Address:** 5352 65TH ST  
ROSAMOND, CA 93560  
**Mailing Address:** PO BOX 1348  
ROSAMOND, CA 93560-1348

*Historical Tax Assessor Record 19.*

**Tax Year:** 2005  
**Calculated Land Value:** \$24,504.00  
**Calculated Improvement Value:** \$126,858.00  
**Calculated Total Value:** \$151,362.00  
**Assessed Total Value:** \$151,362.00  
**Assessor's Parcel Number:** 252-223-39  
**Homestead Exempt:** HOMEOWNER EXEMPTION  
**Absentee Owner:** OWNER OCCUPIED  
**Owner:** DUMIN MICHAEL O  
DUMIN SHERRI L  
**Property Address:** 5352 65TH ST  
ROSAMOND, CA  
**Mailing Address:** PO BOX 1348

ROSAMOND, CA 93560-1348

***Historical Tax Assessor Record 20.***

**Tax Year:** 2001  
**Calculated Land Value:** \$22,225.00  
**Calculated Improvement Value:** \$115,051.00  
**Calculated Total Value:** \$137,276.00  
**Assessed Total Value:** \$137,276.00  
**Assessor's Parcel Number:** 252-223-39  
**Homestead Exempt:** HOMEOWNER EXEMPTION  
**Absentee Owner:** YES  
**Owner:** DUMIN MICHAEL O  
DUMIN SHERRI L  
**Property Address:** 5352 65TH ST  
ROSAMOND, CA 93560  
**Mailing Address:** PO BOX 1348  
ROSAMOND, CA 93560-1348

***Historical Tax Assessor Record 21.***

**Tax Year:** 2001  
**Calculated Land Value:** \$22,225.00  
**Calculated Improvement Value:** \$115,051.00  
**Calculated Total Value:** \$137,276.00  
**Assessed Total Value:** \$137,276.00  
**Assessor's Parcel Number:** 252-223-39  
**Homestead Exempt:** HOMEOWNER EXEMPTION  
**Absentee Owner:** OWNER OCCUPIED  
**Owner:** DUMIN MICHAEL O  
DUMIN SHERRI L  
**Property Address:** 5352 65TH ST  
ROSAMOND, CA 93560  
**Mailing Address:** PO BOX 1348  
ROSAMOND, CA 93560-1348

***Historical Tax Assessor Record 22.***

**Tax Year:** 2000  
**Calculated Land Value:** \$15,000.00  
**Calculated Improvement Value:** \$95,000.00



**Calculated Total Value:** \$110,000.00  
**Assessed Total Value:** \$110,000.00  
**Assessor's Parcel Number:** 252-223-39  
**Homestead Exempt:** HOMEOWNER EXEMPTION  
**Owner:** DUMIN MICHAEL O  
DUMIN SHERRI L  
**Property Address:** 5352 65TH ST  
ROSAMOND, CA  
**Mailing Address:** PO BOX 1348  
ROSAMOND, CA 93560-1348

*Historical Tax Assessor Record 23.*

**Tax Year:** 1999  
**Calculated Land Value:** \$15,000.00  
**Calculated Improvement Value:** \$95,000.00  
**Calculated Total Value:** \$110,000.00  
**Assessed Total Value:** \$110,000.00  
**Assessor's Parcel Number:** 252-223-39  
**Homestead Exempt:** HOMEOWNER EXEMPTION  
**Owner:** DUMIN MICHAEL O  
DUMIN SHERRI L  
**Property Address:** 5352 65TH ST  
ROSAMOND, CA  
**Mailing Address:** PO BOX 1348  
ROSAMOND, CA 93560-1348

TRANSACTION HISTORY REPORT is available for this property. The report contains details about all available transactions associated with this property. The report may include information about sales, ownership transfers, refinances, construction loans, 2nd mortgages, or equity loans based on recorded deeds. Additional charges may apply.

**Order Documents**

Call Westlaw CourtExpress at 1-877-DOC-RETR (1-877-362-7387)  
for on-site manual retrieval of documents related to this or other matters.  
Additional charges apply.

END OF DOCUMENT



Avenue G-8

Ave G-8

J & L Dunn

Dunn

Tolman

100th St E

E Avenue G 10

Dunn - MID: SP-6779; APN: 3374005017

Shared Pumpers:

J & L Dunn APN: 3374005016

Tolman APN: 3374005018

Image USDA Farm Service Agency

Google earth

97th St E



### Dunn Multi-Parcel Water Data Using Flow Meter Records

Date*	Jerry Dunn Meter Reading (gallons)	Joe Dunn Meter Reading (gallons)	Andy Tolman Meter Reading (gallons)	Total Use
January-14	1,633,668	3,199,212	723,012	
February-14	1,654,090	3,226,210	733,017	
March-14	1,713,704	3,291,464	746,493	
April-14	1,819,576	3,500,014	784,015	
May-14	1,921,936	3,550,151	809,020	
June-14	2,020,078	3,629,250	840,497	
July-14	2,179,037	3,714,617	883,186	
August-14	2,295,940	3,784,780	923,007	
September-14	2,402,788	3,891,450	962,380	
October-14	2,509,910	3,938,155	985,872	
November-14	2,592,748	3,984,022	999,692	
December-14	2,636,422	3,993,640	1,017,905	
Total Usage (gallons)	1,002,754	794,428	294,893	2,092,075
Total Usage (AF)**	3.08	2.44	0.90	<b>6.42</b>

\* Flow meter data not available for 2011 and 2012.

\*\* Class Member asserts that 2014 water usage is same as 2011 and 2012.

### Edison Meter Data

Pump Sub-Meter Reading (kWh)	Pump Usage (kWh)
2	
549	547
1,165	616
1,805	640
2,444	639
3,199	755
4,203	1,004
5,013	810
5,929	916
6,869	940
7,877	1,008
8,138	261
Total Usage (kWh)	8,136
Total Usage (AF)	6.44

Data for Conversion Equation:	
GW Elev =	2170
Land Elev =	2390
Depth to GW =	220
Pressure Tank =	138
TDH =	358

Conversion Equation:	
$AF = (E\% * kWh) / (1.024 * TDH)$	
E% =	0.29

Additional Parcels using groundwater from well on Dunn Property:

<u>Name</u>	<u>Address</u>	<u>APN</u>	<u>Acreage</u>	<u>Year Built</u>
Andrew and Shelly Tolman	46303 100th St. E, Lancaster	3374005018	5	1986
Joseph and Lee Dunn	9733 E Ave. G-10, Lancaster	3374005016	5	1991

Real Property Tax Assessor Records for each parcel owner are included at the end of this pdf file.

# Water Usage

Read meter

from electric bill

missing data (ignore value)

For new moth copy last row from B-T and past in B 2 rows below

2014	Water meters			Electric Use		Electric Bill	Cost				Water Gallon usage			Electric Cost		Misc.			
	Joe meter	Jerry meter	Andy meter	Pump meter	Bill KWh		Joe	Jerry	Andy water	Andy total	Joe	Jerry	Andy	Water	House	Gallons	cost/gal.	gal/kwh	\$/kwh
Jan	3199212	4832880	723012	2			#VALUE!	#VALUE!	#VALUE!	#VALUE!	#VALUE!	#VALUE!	723012	#VALUE!	#VALUE!	#VALUE!	#VALUE!	#VALUE!	#DIV/0!
Feb	3226210	4880300	733017	549	1135	\$193.22	\$47.06	\$35.60	\$17.44	\$110.56	26998	20422	10005	100.09988	93.120123	57,425	\$0.00174	573.7	\$0.1702
Mar	3291464	5005168	746493	1165	1397	\$195.90	\$51.66	\$47.19	\$10.67	\$97.05	65254	59614	13476	109.5189	86.381102	138,344	\$0.00079	1,263.2	\$0.1402
Apr	3500014	5319590	784015	1805	1588	\$258.14	\$91.32	46.35757	\$16.43	\$120.47	208550	105872	37522	154.10373	104.03627	351,944.00	0.0004379	\$2,283.81	\$0.16
May	3550151	5472087	809020	2444	1464	\$240.46	\$38.27	78.14168	\$19.09	\$124.04	50137	102360	25005	135.50512	104.95488	177,502.00	0.0007634	\$1,309.93	\$0.16
June	3629250	5649328	840497	3199	1504	\$293.20	\$55.34	\$68.66	\$22.02	\$169.21	79099	98142	31477	146.01516	147.18484	208,718.00	\$0.00	\$1,429.43	\$0.19
Jul	3714617	5893654	883186	4203	2193	\$464.59	\$74.92	\$139.51	\$37.46	\$250.16	85367	158959	42689	251.89125	212.69875	287,015.00	\$0.00	\$1,139.44	\$0.21
Aug	3784780	6080720	923007	5013	1866	\$400.24	\$70.04	\$116.70	\$39.75	\$213.49	70163	116903	39821	226.50238	173.73762	226,887.00	\$0.00	\$1,001.70	\$0.21
Sep	3891450	6294238	962380	5929	1707	\$365.98	\$71.53	\$71.65	\$26.40	\$222.79	106670	106848	39373	169.59003	196.38997	252,891.00	\$0.00	\$1,491.19	\$0.21
Oct	3938155	6448065	985872	6869	1676	\$316.88	\$36.65	\$84.07	\$18.44	\$196.16	46705	107122	23492	139.15494	177.72506	177,319.00	\$0.00	\$1,274.26	\$0.19
Nov	3984022	6576770	999692	7877	1734	\$304.26	\$41.00	\$74.04	\$12.35	\$189.22	45867	82838	13820	127.38913	176.87087	142,525.00	\$0.00	\$1,118.82	\$0.18
Dec 2015	3993640	6630062	1017905	8138	1029	\$190.69	\$19.14	\$86.93	\$36.25	\$84.62	9618	43674	18213	142.32257	48.367434	71,505.00	\$0.00	\$502.42	\$0.19

**STATEMENT**

000447

DUNN, LOYD  
C/O CATHRYN DUNN  
46303 100TH ST E  
LANCASTER CA 93535-8419

2013

*Mr McLaughlin -  
Here is the Edison  
information you  
requested. The 3 houses  
that share the well are  
46303 100th St. East  
9743 E. Ave B-10  
9733 E. Ave B-10  
Lancaster, CA 93535 per*

Customer Account #: 40049132

Trans Date	Read Date	UUT	Bill Amount	Service Account #	KWH usage	Daily Avg Usage	Payment	Credit/Debit	Description	Balance
1/18/2011	1/17/2011	\$4.18	\$97.18	3647286	522	16.31				\$97.18
2/9/2011								\$0.84	Late Pymt Chrg	\$98.02
2/17/2011	2/15/2011	\$4.66	\$108.41	3647286	618	21.31				\$206.43
2/23/2011							\$97.17		EFT Payment	\$109.26
3/2/2011							\$206.43		EFT Payment	(\$97.17)
3/18/2011	3/17/2011	\$5.97	\$138.86	3647286	829	27.63				\$41.69
3/25/2011							\$41.69		EFT Payment	\$0.00
4/19/2011	4/18/2011	\$6.43	\$149.64	3647286	897	28.03				\$149.64
5/11/2011								\$1.29	Late Pymt Chrg	\$150.93
5/17/2011	5/16/2011	\$6.80	\$158.15	3647286	976	34.86				\$309.08
5/17/2011							\$149.64		EFT Payment	\$159.44
6/8/2011								\$1.37	Late Pymt Chrg	\$160.81
6/14/2011							\$159.44		EFT Payment	\$1.37
6/16/2011	6/15/2011	\$10.26	\$238.71	3647286	1376	45.87				\$240.08
7/6/2011							\$240.08		EFT Payment	\$0.00
7/16/2011	7/15/2011	\$12.70	\$295.31	3647286	1505	50.17				\$295.31
7/27/2011							\$295.31		EFT Payment	\$0.00
8/17/2011	8/16/2011	\$13.55	\$315.17	3647286	1605	50.16				\$315.17
9/7/2011							\$315.17		EFT Payment	\$0.00
9/16/2011	9/15/2011	\$13.92	\$323.63	3647286	1649	54.97				\$323.63
10/5/2011							\$323.63		EFT Payment	\$0.00
10/19/2011	10/18/2011	\$8.03	\$186.80	3647286	1009	30.58				\$186.80
11/9/2011								\$1.62	Late Pymt Chrg	\$188.42
11/18/2011	11/17/2011	\$4.32	\$100.58	3647286	566	18.87				\$289.00
11/18/2011							\$186.60		EFT Payment	\$102.40
11/23/2011							\$102.20		EFT Payment	\$0.20
12/14/2011							\$64.60		EFT Payment	(\$64.40)
12/17/2011	12/16/2011	\$2.49	\$57.86	3647286	260	8.97				(\$6.54)

## STATEMENT OF ACCOUNT

**September 20, 2013**

000447

DUNN, LOYD  
C/O CATHRYN DUNN  
46303 100TH ST E  
LANCASTER CA 93535-8419

Customer Account #: 40049132

Trans Date	Read Date	UUT	Bill Amount	Service Account #	KWH usage	Daily Avg Usage	Payment	Credit/ Debit	Description	Balance
1/18/2011	1/17/2011	\$4.18	\$97.18	3647286	522	16.31				\$97.18
2/9/2011								\$0.84	Late Pymt Chrg	\$98.02
2/17/2011	2/15/2011	\$4.66	\$108.41	3647286	618	21.31				\$206.43
2/23/2011							\$97.17		EFT Payment	\$109.26
3/2/2011							\$206.43		EFT Payment	(\$97.17)
3/18/2011	3/17/2011	\$5.97	\$138.86	3647286	829	27.63				\$41.69
3/25/2011							\$41.69		EFT Payment	\$0.00
4/19/2011	4/18/2011	\$6.43	\$149.64	3647286	897	28.03				\$149.64
5/11/2011								\$1.29	Late Pymt Chrg	\$150.93
5/17/2011	5/16/2011	\$6.80	\$158.15	3647286	976	34.86				\$309.08
5/17/2011							\$149.64		EFT Payment	\$159.44
6/8/2011								\$1.37	Late Pymt Chrg	\$160.81
6/14/2011							\$159.44		EFT Payment	\$1.37
6/16/2011	6/15/2011	\$10.26	\$238.71	3647286	1376	45.87				\$240.08
7/6/2011							\$240.08		EFT Payment	\$0.00
7/16/2011	7/15/2011	\$12.70	\$295.31	3647286	1505	50.17				\$295.31
7/27/2011							\$295.31		EFT Payment	\$0.00
8/17/2011	8/16/2011	\$13.55	\$315.17	3647286	1605	50.16				\$315.17
9/7/2011							\$315.17		EFT Payment	\$0.00
9/16/2011	9/15/2011	\$13.92	\$323.63	3647286	1649	54.97				\$323.63
10/5/2011							\$323.63		EFT Payment	\$0.00
10/19/2011	10/18/2011	\$8.03	\$186.80	3647286	1009	30.58				\$186.80
11/9/2011								\$1.62	Late Pymt Chrg	\$188.42
11/18/2011	11/17/2011	\$4.32	\$100.58	3647286	566	18.87				\$289.00
11/18/2011							\$186.60		EFT Payment	\$102.40
11/23/2011							\$102.20		EFT Payment	\$0.20
12/14/2011							\$64.60		EFT Payment	(\$64.40)
12/17/2011	12/16/2011	\$2.49	\$57.86	3647286	260	8.97				(\$6.54)



## STATEMENT OF ACCOUNT

September 20, 2013

000448

DUNN, LOYD  
C/O CATHRYN DUNN  
46303 100TH ST E  
LANCASTER CA 93535-8419

Customer Account #: 40049132

Trans Date	Read Date	UUT	Bill Amount	Service Account #	KWH usage	Daily Avg Usage	Payment	Credit/Debit	Description	Balance
1/19/2012	1/18/2012	\$4.21	\$98.02	3647286	535	16.21				\$91.48
2/9/2012								\$0.79	Late Pymt Chrg	\$92.27
2/15/2012							\$91.45		EFT Payment	\$0.82
2/17/2012	2/16/2012	\$5.07	\$117.86	3647286	709	24.45				\$118.68
2/28/2012							\$118.68		EFT Payment	\$0.00
3/20/2012	3/19/2012	\$5.22	\$121.36	3647286	718	22.44				\$121.36
3/30/2012							\$121.36		EFT Payment	\$0.00
4/18/2012	4/17/2012	\$5.88	\$136.75	3647286	849	29.28				\$136.75
4/27/2012							\$136.75		EFT Payment	\$0.00
5/17/2012	5/16/2012	\$8.02	\$186.62	3647286	1219	42.03				\$186.62
5/31/2012							\$186.62		EFT Payment	\$0.00
6/16/2012	6/15/2012	\$12.29	\$285.92	3647286	1600	53.33				\$285.92
6/25/2012							\$285.92		EFT Payment	\$0.00
7/18/2012	7/17/2012	\$21.11	\$490.79	3647286	2355	73.59				\$490.79
7/31/2012							\$490.79		EFT Payment	\$0.00
8/16/2012	8/15/2012	\$5.96	\$138.51	3647286	590	20.34				\$138.51
9/6/2012								\$1.20	Late Pymt Chrg	\$139.71
9/10/2012							\$139.71		QuickCheck Payment	\$0.00
9/15/2012	9/14/2012	\$27.37	\$636.52	3647286	3139	104.63				\$636.52
10/6/2012								\$5.48	Late Pymt Chrg	\$642.00
10/10/2012							\$642.00		QuickCheck Payment	\$0.00
10/20/2012	10/15/2012	\$9.18	\$213.56	3647286	1118	36.06				\$213.56
11/7/2012							\$213.56		QuickCheck Payment	\$0.00
11/17/2012	11/16/2012	\$6.35	\$147.69	3647286	890	27.81				\$147.69
12/8/2012								\$1.27	Late Pymt Chrg	\$148.96
12/11/2012							\$148.96		QuickCheck Payment	\$0.00
12/18/2012	12/17/2012	\$4.35	\$101.15	3647286	558	18				\$101.15
12/21/2012							\$147.69		EFT Payment	(\$46.54)



If you need anything  
else - just let us  
know.

Jerry & Janie Dunn

## STATEMENT OF ACCOUNT

February 25, 2014

000409

DUNN, JOSEPH  
9733 E AVENUE G10  
LANCASTER CA 93535-8425

Customer Account #: 132165499

Trans Date	Read Date	UUT	Bill Amount	Service Account #	KWH usage	Daily Avg Usage	Payment	Credit/ Debit	Description	Balance
3/20/2012	3/19/2012	\$0.84	\$1.81	8142927	140	4.38				(\$37.90)
4/18/2012	4/17/2012	\$0.08	\$1.79	8142927	220	7.59				(\$36.11)
5/25/2012	4/19/2012	\$0.01	\$0.13	8142927	15	7.5				(\$35.98)
5/31/2012	5/16/2012	\$0.07	\$1.66	8142927	434	16.07				(\$34.32)
7/14/2012	6/15/2012	\$1.49	\$2.43	8142927	251	8.37				\$1,986.60
7/18/2012	7/17/2012	\$26.55	\$28.18	8142927	2411	75.34				\$2,014.78
7/31/2012							\$2,020.92		EFT Payment	(\$6.14)
8/28/2012	8/15/2012	\$45.15	\$47.06	8142927	3679	126.86				\$40.92
9/18/2012	9/14/2012	\$30.18	\$31.82	8142927	2652	88.4				\$72.74
9/20/2012							\$40.00		EFT Payment	\$32.74
10/11/2012								\$0.02	Late Pymt Chrg	\$32.76
10/18/2012	10/17/2012	\$7.25	\$8.41	8142927	698	21.15				\$41.17
10/31/2012							\$45.00		EFT Payment	(\$3.83)
11/20/2012							\$41.17		EFT Payment	(\$45.00)
11/24/2012	11/16/2012	\$0.08	\$1.85	8142927	128	4.27				(\$43.15)
12/19/2012	12/17/2012	\$1.14	\$2.10	8142927	196	6.32				(\$41.05)
1/18/2013	1/17/2013	\$7.41	\$8.56	8142927	804	25.94				(\$32.49)
2/16/2013	2/15/2013	\$3.17	\$4.17	8142927	452	15.59				(\$28.32)

Here is all the  
information I  
could find - hope  
it helps -  
Alice Jan Dunn

## STATEMENT OF ACCOUNT

January 15, 2014

000049

DUNN, LOYD  
C/O CATHRYN DUNN  
46303 100TH ST E  
LANCASTER CA 93535-8419

Customer Account #: 40049132

Trans Date	Current Bill	Previous Balance	Payment	Credit/Debit	Description	BALANCE
1/23/2013	\$85.07	(\$16.54)				\$38.53
2/13/2013				\$0.30	Late Pynt Chrg	\$38.83
2/14/2013			\$38.83		QuickCheck Payment	\$0.00
2/16/2013	\$95.36					\$95.36
3/8/2013			\$95.36		QuickCheck Payment	\$0.00
3/20/2013	\$163.04					\$163.04
4/9/2013			\$163.04		QuickCheck Payment	\$0.00
4/18/2013	\$187.43					\$187.43
5/9/2013				\$1.43	Late Pynt Chrg	\$188.86
5/9/2013			\$188.86		QuickCheck Payment	\$0.00
5/17/2013	\$241.75					\$241.75
6/7/2013				\$1.85	Late Pynt Chrg	\$243.60
6/9/2013			\$243.60		QuickCheck Payment	\$0.00
6/18/2013	\$320.58					\$320.58
7/10/2013				\$2.45	Late Pynt Chrg	\$323.03
7/10/2013			\$323.03		QuickCheck Payment	\$0.00
7/18/2013	\$390.07					\$390.07
8/8/2013				\$2.98	Late Pynt Chrg	\$393.05
8/16/2013	\$461.78	\$393.05				\$854.83
8/21/2013			\$854.83		QuickCheck Payment	\$0.00
9/17/2013	\$558.41					\$558.41
10/7/2013			\$558.41		QuickCheck Payment	\$0.00
10/17/2013	\$278.28					\$278.28
11/6/2013			\$278.28		QuickCheck Payment	\$0.00



SOUTHERN CALIFORNIA  
**EDISON**<sup>®</sup>

An EDISON INTERNATIONAL<sup>®</sup> Company

Trans Date	Current Bill	Previous Balance	Payment	Credit/Debit	Description	BALANCE
11/16/2013	\$219.65					\$219.65
12/7/2013				\$1.68	Late Pyint Chrg	\$221.33
12/7/2013			\$219.65		QuickCheck Payment	\$1.68
12/18/2013	\$218.62	\$1.68				\$220.30



## STATEMENT OF ACCOUNT

January 15, 2014

000391

DUNN, LLOYD G  
9743 E AVENUE G10  
LANCASTER CA 93535-8425

Customer Account #: 132142555

Trans Date	Current Bill	Previous Balance	Payment	Credit/Debit	Description	BALANCE
1/27/2011			\$195.82		Direct Payment	\$0.00
2/17/2011	\$146.99					\$146.99
2/25/2011			\$146.99		Direct Payment	\$0.00
3/18/2011	\$176.26					\$176.26
3/25/2011			\$176.26		Direct Payment	\$0.00
4/19/2011	\$147.55					\$147.55
4/28/2011			\$147.55		Direct Payment	\$0.00
5/17/2011	\$191.30					\$191.30
5/26/2011			\$191.30		Direct Payment	\$0.00
6/16/2011	\$120.24					\$120.24
6/24/2011			\$120.24		Direct Payment	\$0.00
7/16/2011	\$203.99					\$203.99
7/28/2011			\$203.99		Direct Payment	\$0.00
8/17/2011	\$158.69					\$158.69
8/26/2011			\$158.69		Direct Payment	\$0.00
9/16/2011	\$197.78					\$197.78
9/23/2011			\$197.78		Direct Payment	\$0.00
10/19/2011	\$150.37					\$150.37
10/28/2011			\$150.37		Direct Payment	\$0.00
11/18/2011	\$150.85					\$150.85
11/25/2011			\$150.85		Direct Payment	\$0.00
12/17/2011	\$188.29					\$188.29
12/23/2011			\$188.29		Direct Payment	\$0.00
1/19/2012	\$368.73					\$368.73
1/27/2012			\$368.73		Direct Payment	\$0.00
2/17/2012	\$157.26					\$157.26
2/24/2012			\$157.26		Direct Payment	\$0.00

Trans Date	Current Bill	Previous Balance	Payment	Credit/Debit	Description	BALANCE
3/20/2012	\$181.81					\$181.81
3/29/2012			\$181.81		Direct Payment	\$0.00
4/18/2012	\$161.56					\$161.56
4/27/2012			\$161.56		Direct Payment	\$0.00
5/18/2012	\$122.65					\$122.65
5/25/2012			\$122.65		Direct Payment	\$0.00
6/16/2012	\$166.00					\$166.00
6/25/2012			\$166.00		Direct Payment	\$0.00
7/18/2012	\$246.44					\$246.44
7/27/2012			\$246.44		Direct Payment	\$0.00
8/16/2012	\$175.91					\$175.91
8/24/2012			\$175.91		Direct Payment	\$0.00
9/15/2012	\$188.07					\$188.07
9/24/2012			\$188.07		Direct Payment	\$0.00
10/18/2012	\$225.66					\$225.66
10/26/2012			\$225.66		Direct Payment	\$0.00
11/17/2012	\$240.29					\$240.29
11/26/2012			\$240.29		Direct Payment	\$0.00
12/18/2012	\$297.24					\$297.24
12/27/2012			\$297.24		Direct Payment	\$0.00
1/18/2013	\$470.59					\$470.59
1/25/2013			\$470.59		Direct Payment	\$0.00
2/16/2013	\$252.25					\$252.25
2/25/2013			\$252.25		Direct Payment	\$0.00
3/20/2013	\$276.37					\$276.37
3/29/2013			\$276.37		Direct Payment	\$0.00
4/18/2013	\$241.18					\$241.18
4/26/2013			\$241.18		Direct Payment	\$0.00
5/17/2013	\$238.21					\$238.21
5/24/2013			\$238.21		Direct Payment	\$0.00
6/18/2013	\$239.49					\$239.49
6/27/2013			\$239.49		Direct Payment	\$0.00
7/18/2013	\$231.72					\$231.72
7/26/2013			\$231.72		Direct Payment	\$0.00
8/16/2013	\$134.99					\$134.99
8/23/2013			\$134.99		Direct Payment	\$0.00
9/17/2013	\$202.16					\$202.16

Trans Date	Current Bill	Previous Balance	Payment	Credit/Debit	Description	BALANCE
9/26/2013			\$202.16		Direct Payment	\$0.00
10/17/2013	\$131.08					\$131.08
10/25/2013			\$131.08		Direct Payment	\$0.00
11/16/2013	\$107.77					\$107.77
11/25/2013			\$107.77		Direct Payment	\$0.00
12/18/2013	\$258.15					\$258.15





ue) For new moth copy last row from B-T and past in B 2 rows below

Age Andy	Electric Cost		Misc.			
	Water	House	Gallons	cost/gal.	gal/kwh	\$/kwh
723012	#VALUE!	#VALUE!	#VALUE!	#VALUE!	#VALUE!	#DIV/0!
10005	100.09988	93.120123	57,425	\$0.00174	573.7	\$0.1702
13476	109.5189	86.381102	138,344	\$0.00079	1,263.2	\$0.1402
37522	154.10373	104.03627	351,944.00	0.0004379	\$2,283.81	\$0.16
25005	135.50512	104.95488	177,502.00	0.0007634	\$1,309.93	\$0.16
31477	146.01516	147.18484	208,718.00	\$0.00	\$1,429.43	\$0.19
42689	251.89125	212.69875	287,015.00	\$0.00	\$1,139.44	\$0.21

STATE OF CALIFORNIA  
THE RESOURCES AGENCY  
DEPARTMENT OF WATER RESOURCES  
WATER WELL DRILLERS REPORT

Do not fill in

No. 158310

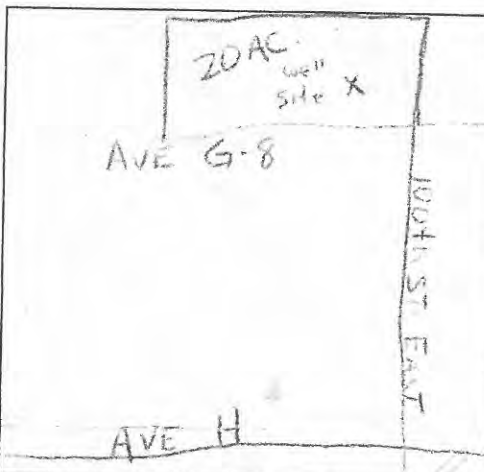
Notice of Intent No. 229090  
Local Permit No. or Date MARCH 20, 1984

State Well No. \_\_\_\_\_  
Other Well No. \_\_\_\_\_

(1) OWNER: Name Alfred Dunn  
Address 44321 Herton  
City LANCASTER Calif. Zip 93534  
(2) LOCATION OF WELL (See instructions):  
County Los Angeles Owner's Well Number 1  
Well address if different from above 104th St East Ave G-8  
Township 7N Range 10W Section 5  
Distance from cities, roads, railroads, fences, etc. \_\_\_\_\_

(12) WELL LOG: Total depth 400 ft. Depth of completed well 400 ft.  
from ft. to ft. Formation (Describe by color, character, size or material)

0' - 90' Fine Sand with  
thin to pers brown clay.  
90' - 160' Fine to med Sand  
with an occasional small  
rock.  
160' - 285' Fine to coarse Sand  
with layers brown clay.  
285' - 385' Med. to coarse Sand  
with thick layers brown  
clay.  
385' - 400' layer hard blue clay.



WELL LOCATION SKETCH

(3) TYPE OF WORK:

New Well ☒ Deepening ☐  
Reconstruction ☐  
Reconditioning ☐  
Horizontal Well ☐

Destruction ☐ (Describe destruction materials and procedures in Item 12)

(4) PROPOSED USE:

Domestic ☒  
Irrigation ☐  
Industrial ☐  
Test Well ☐  
Stock ☐  
Municipal ☐  
Other ☐

(5) EQUIPMENT:

Rotary ☒ Reverse ☐  
Cable ☐ Air ☐  
Other ☐ Bucket ☐

(6) GRAVEL PACK:

Yes ☒ No ☐ Size #5 Birds  
Diameter of bore 12 1/4"  
Packed from 20 to 400 ft.

(7) CASING INSTALLED:

Steel ☒ Plastic ☐ Concrete ☐

(8) PERFORATIONS:

Type of perforation or size of screen 5 1/4"

From ft.	To ft.	Dia. in.	Gage or Wall	From ft.	To ft.	Slot size
0	400	6 5/8	188	295	400	125x5

(9) WELL SEAL:

Was surface sanitary seal provided? Yes ☒ No ☐ If yes, to depth 20 ft.  
Were strata sealed against pollution? Yes ☐ No ☒ Interval 0 ft.  
Method of sealing Cement Grout

(10) WATER LEVELS:

Depth of first water, if known 205 ft.  
Standing level after well completion 205 ft.

(11) WELL TESTS:

Was well test made? Yes ☒ No ☐ If yes, by whom? driller  
Type of test Pump ☐ Bailer ☒ Air lift ☐  
Depth to water at start of test 170 ft. At end of test 205 ft.  
Discharge 30 gal/min after 5 hours Water temperature 0  
Chemical analysis made? Yes ☐ No ☒ If yes, by whom? 0  
Was electric log made? Yes ☐ No ☒ If yes, attach copy to this report

Work started 3/15 1984 Completed 3/21 1984

WELL DRILLER'S STATEMENT:

This well was drilled under my jurisdiction and this report is true to the best of my knowledge and belief.

SIGNED Marky O Bryant (Well Driller)

NAME M A Bryant Drilling (Person, firm, or corporation) (Typed or printed)

Address 1481 No. Sierra Hwy

City ROSAMOND CALIF. Zip 93560

License No. 374458 Date of this report MARCH 21, 1984

**M. A. BRYANT PUMP & DRILLING**

LIC. #374458

P.O. Box 1378  
1481 North Sierra Hwy.  
Rosamond, California  
256-2117 or 256-2218

**BUD BRYANT PUMP SERVICE**

LIC. #249624

BUYERS NAME Lloyd Dunn TELEPHONE 942-4158  
ADDRESS 44321 Heaton CITY Lancaster STATE Calif. ZIP 93534

QUANTITY	DESCRIPTION	PRICE
----------	-------------	-------

1	Pump: Make <u>Aermotor</u> Model <u>A20</u> H.P. <u>2</u> Volts <u>240</u> Phase <u>1</u>	\$ <u>856.50</u>
365	Cable: Size <u>#10-3</u> Jacketed <u>.80</u> Neopreme Plastic	\$ <u>292.00</u>
357	Drop pipe: Size <u>1 1/4</u> Galvanized <u>1.15</u> Black	\$ <u>410.55</u>
1	Well Seal: Size <u>6</u> X <u>1 1/4</u> Inches	\$ <u>25.00</u>
1	Pressure Tank: Size <u>85</u> gallon galv. float captive air ✓	\$ <u>500.00</u>
1	Storage tank <u>7500</u> gallon galvanized <u>12</u> gauge	\$ <u>1946.00</u>
1	Pressure pump make <u>F&amp;W</u> model <u>C101</u> H.P. <u>1</u> volts <u>240</u> ph <u>1</u>	\$ <u>300.00</u>
4 misc.	Plumbing fittings: Size <u>1 1/4</u> includes <u>plumb well to storage</u> <u>to pressure system gate valve on outlet</u>	\$ <u>200.00</u>
4 misc.	Electrical includes <u>electrical panel board with</u> <u>breaker box and wire system to code</u>	\$ <u>250.00</u>
	Probes or additional equipment	\$
	probe wire	\$
1	Magnetic starter <u>Contactor</u> heaters	\$ <u>65.00</u>
2	Extra check valves: Size <u>1 1/4"</u> <u>Homelite</u> #16.00 ea	\$ <u>32.00</u>
1	Pressure Switch <u>FSG 2 Square-D</u>	\$ <u>14.00</u>
2	Float Switch <u>HGH-4 Square-D</u> #58.00 ea	\$ <u>116.00</u>
1	Torque Arrestor <u>1 1/4"</u> <u>Size</u>	\$ <u>11.00</u>
1	Additional <u>24" high gravel ring &amp; gravel</u> <u>gravel</u>	\$ <u>350.00</u>
	<u>4" fittings with 2 1/2" fire valve</u>	\$ <u>150.00</u>

Total Material ..... \$ 5578.05

Tax ..... \$ 362.60

Labor description Labor to deliver & set fire & storage tank, set  
well pump, plumb pressure system, wire controls  
on 4x6x4 post \$ 1000.00

TOTAL PRICE ..... \$ 6940.65

\* No water distribution lines or power to electric panel quoted (available if requested)

In the event of default of this contract, Buyer agrees to pay attorney fees, court costs and other such fees as the court may deem just and proper.

10% interest per annum charged monthly on all balances over thirty days.

TERMS: Half down and balance upon completion, unless otherwise stated.

1	Torque Arrestor	1 1/4" Pipe	\$	11.00
1	Additional	24" high gravel ring & gravel	\$	350.00
		gravel		
		4" fittings with 2 1/2" fire valve	\$	150.00
		Total Material .....	\$	5578.05
		Tax .....	\$	362.60
Labor description	Labor to deliver & set fire & storage tank, set well pump, plumb pressure system, wire controls on tank & panel		\$	1000.00
		TOTAL PRICE .....	\$	6940.65

\* No water distribution lines or power to electric panel quoted (available if requested)

In the event of default of this contract, Buyer agrees to pay attorney fees, court costs and other such fees as the court may deem just and proper.

10% interest per annum charged monthly on all balances over thirty days.

TERMS: Half down and balance upon completion, unless otherwise stated.

Well pump & pressure pump will produce 25 G.P.M. \*

**"NOTICE TO OWNER"**

(Section 7019 — Contractors License Law)

Under the Mechanics' Lien Law, any contractor, subcontractor, laborer, materialman or other person who helps to improve your property and is not paid for his labor, services or material, has a right to enforce his claim against your property.

Under the law, you may protect yourself against such claims by filing, before commencing such work of improvement, an original contract for the work of improvement of a modification thereof, in the office of the county recorder of the county where the property is situated and requiring that a contractor's payment bond be recorded in such office. Said bond shall be in an amount not less than fifty percent (50%) of the contract price and shall, in addition to any conditions for the performance of the contract, be conditioned for the payment in full of the claims of all persons furnishing labor, services, equipment or materials for the work described in said contract.

Accepted by

BUYER \_\_\_\_\_

Date \_\_\_\_\_

Contractor Bud Bryant

Date 2/10/84

Mechanics Lien Law

Lic. No. 374458





**Real Property Tax Assessor Record****Source Information**

**Tax Roll Certification Date:** 07/11/2014  
**Owner Information Current Through:** 03/16/2015  
**County Last Updated:** 03/28/2015  
**Current Date:** 04/20/2015  
**Source:** TAX ASSESSOR LOS ANGELES, CALIFORNIA

**Owner Information**

**Owner(s):** DUNN LLOYD G  
DUNN ALICE J  
**Absentee Owner:** OWNER OCCUPIED  
**Property Address:** 9743 E AVENUE G10  
LANCASTER, CA 93535-8425  
**Mailing Address:** 9743 E AVENUE G10  
LANCASTER, CA 93535-8425  
**Phone:** 661-946-9422

**Property Information**

**County:** LOS ANGELES  
**Assessor's Parcel Number:** 3374-005-017  
**Property Type:** SINGLE FAMILY RESIDENCE - TOWNHOUSE  
**Land Use:** SINGLE FAMILY RESIDENCE  
**Zoning:** LCA21\*  
**Homestead Exempt:** HOMEOWNER EXEMPTION  
**Lot Size:** 209312  
**Lot Acreage:** 4.8051  
**Legal Description:** W 1/2 OF E 1/2 OF N 1/2 OF NE 1/4 OF SE 1/4 (EX OF ST)  
OF SEC 5 T7N R10W  
**Range:** 10W  
**Township:** 07N  
**Section:** 5

**Tax Assessment Information**

<b>Tax Year:</b>	2013
<b>Calculated Land Value:</b>	\$18,900.00
<b>Calculated Improvement Value:</b>	\$161,500.00
<b>Calculated Total Value:</b>	\$180,400.00
<b>Assessed Land Value:</b>	\$18,900.00
<b>Assessed Improvement Value:</b>	\$161,500.00
<b>Assessed Total Value:</b>	\$180,400.00
<b>Valuation Method:</b>	ASSESSED
<b>Tax Amount:</b>	\$2,411.04
<b>Tax Code Area:</b>	3435

**Building/Improvement Characteristics**

<b>Number of Buildings:</b>	1
<b>Year Built:</b>	1990
<b>Total Area:</b>	1000209312
<b>Living Square Feet:</b>	2785
<b>Number of Bedrooms:</b>	5
<b>Number of Bathrooms:</b>	3.00
<b>Full Baths:</b>	3
<b>Heat:</b>	CENTRAL
<b>A/C Type:</b>	AC CENTRAL

**Historical Tax Assessor Information***Historical Tax Assessor Record 1.*

<b>Tax Year:</b>	2012
<b>Calculated Land Value:</b>	\$18,900.00
<b>Calculated Improvement Value:</b>	\$161,500.00
<b>Calculated Total Value:</b>	\$180,400.00
<b>Assessed Total Value:</b>	\$180,400.00
<b>Assessor's Parcel Number:</b>	<b>3374-005-017</b>
<b>Homestead Exempt:</b>	HOMEOWNER EXEMPTION
<b>Absentee Owner:</b>	OWNER OCCUPIED
<b>Owner:</b>	DUNN LLOYD G DUNN ALICE J
<b>Property Address:</b>	9743 AVENUE G10 LANCASTER, CA 93535-8425
<b>Mailing Address:</b>	9743 AVENUE G10



LANCASTER, CA 93535-8425

***Historical Tax Assessor Record 2.***

**Tax Year:** 2011  
**Calculated Land Value:** \$27,691.00  
**Calculated Improvement Value:** \$236,479.00  
**Calculated Total Value:** \$264,170.00  
**Assessed Total Value:** \$264,170.00  
**Assessor's Parcel Number:** **3374-005-017**  
**Homestead Exempt:** HOMEOWNER EXEMPTION  
**Absentee Owner:** OWNER OCCUPIED  
**Owner:** DUNN LLOYD G  
DUNN ALICE J  
**Property Address:** 9743 AVENUE G10  
LANCASTER, CA 93535-8425  
**Mailing Address:** 9743 AVENUE G10  
LANCASTER, CA 93535-8425

***Historical Tax Assessor Record 3.***

**Tax Year:** 2011  
**Calculated Land Value:** \$27,691.00  
**Calculated Improvement Value:** \$236,479.00  
**Calculated Total Value:** \$264,170.00  
**Assessed Total Value:** \$264,170.00  
**Assessor's Parcel Number:** **3374-005-017**  
**Homestead Exempt:** HOMEOWNER EXEMPTION  
**Absentee Owner:** OWNER OCCUPIED  
**Owner:** DUNN LLOYD G  
DUNN ALICE J  
**Property Address:** 9743 AVENUE G10  
LANCASTER, CA 93535-8425  
**Mailing Address:** 9743 AVENUE G10  
LANCASTER, CA 93535-8425

***Historical Tax Assessor Record 4.***

**Tax Year:** 2010  
**Calculated Land Value:** \$27,149.00  
**Calculated Improvement Value:** \$231,843.00

**Calculated Total Value:** \$258,992.00  
**Assessed Total Value:** \$258,992.00  
**Assessor's Parcel Number:** **3374-005-017**  
**Homestead Exempt:** HOMEOWNER EXEMPTION  
**Absentee Owner:** OWNER OCCUPIED  
**Owner:** DUNN LLOYD G  
DUNN ALICE J  
**Property Address:** 9743 AVENUE G10  
LANCASTER, CA 93535-8425  
**Mailing Address:** 9743 AVENUE G10  
LANCASTER, CA 93535-8425

*Historical Tax Assessor Record 5.*

**Tax Year:** 2009  
**Calculated Land Value:** \$26,947.00  
**Calculated Improvement Value:** \$230,111.00  
**Calculated Total Value:** \$257,058.00  
**Assessed Total Value:** \$257,058.00  
**Assessor's Parcel Number:** **3374-005-017**  
**Homestead Exempt:** HOMEOWNER EXEMPTION  
**Absentee Owner:** OWNER OCCUPIED  
**Owner:** DUNN LLOYD G  
DUNN ALICE J  
**Property Address:** 9743 AVENUE G10  
LANCASTER, CA 93535-8425  
**Mailing Address:** 9743 AVENUE G10  
LANCASTER, CA 93535-8425

*Historical Tax Assessor Record 6.*

**Tax Year:** 2008  
**Calculated Land Value:** \$27,012.00  
**Calculated Improvement Value:** \$230,658.00  
**Calculated Total Value:** \$257,670.00  
**Assessed Total Value:** \$257,670.00  
**Assessor's Parcel Number:** **3374-005-017**  
**Homestead Exempt:** HOMEOWNER EXEMPTION  
**Absentee Owner:** OWNER OCCUPIED  
**Owner:** DUNN LLOYD G

**Property Address:** DUNN ALICE J  
9743 AVENUE G10  
LANCASTER, CA 93535-8425

**Mailing Address:** 9743 AVENUE G10  
LANCASTER, CA 93535-8425

***Historical Tax Assessor Record 7.***

**Tax Year:** 2007

**Calculated Land Value:** \$26,483.00

**Calculated Improvement Value:** \$226,136.00

**Calculated Total Value:** \$252,619.00

**Assessed Total Value:** \$252,619.00

**Assessor's Parcel Number:** **3374-005-017**

**Homestead Exempt:** HOMEOWNER EXEMPTION

**Absentee Owner:** OWNER OCCUPIED

**Owner:** DUNN LLOYD G  
DUNN ALICE J

**Property Address:** 9743 AVENUE G10  
LANCASTER, CA 93535-8425

**Mailing Address:** 9743 AVENUE G10  
LANCASTER, CA 93535-8425

***Historical Tax Assessor Record 8.***

**Tax Year:** 2006

**Calculated Land Value:** \$25,964.00

**Calculated Improvement Value:** \$221,702.00

**Calculated Total Value:** \$247,666.00

**Assessed Total Value:** \$247,666.00

**Assessor's Parcel Number:** **3374-005-017**

**Homestead Exempt:** HOMEOWNER EXEMPTION

**Absentee Owner:** OWNER OCCUPIED

**Owner:** DUNN LLOYD G  
DUNN ALICE J

**Property Address:** 9743 AVENUE G10  
LANCASTER, CA 93535-8425

**Mailing Address:** 9743 AVENUE G10  
LANCASTER, CA 93535-8425

***Historical Tax Assessor Record 9.***

**Tax Year:** 2005  
**Calculated Land Value:** \$25,455.00  
**Calculated Improvement Value:** \$217,355.00  
**Calculated Total Value:** \$242,810.00  
**Assessed Total Value:** \$242,810.00  
**Assessor's Parcel Number:** **3374-005-017**  
**Homestead Exempt:** HOMEOWNER EXEMPTION  
**Absentee Owner:** OWNER OCCUPIED  
**Owner:** DUNN LLOYD G  
DUNN ALICE J  
**Property Address:** 9743 AVENUE G10  
LANCASTER, CA 93535-8425  
**Mailing Address:** 9743 AVENUE G10  
LANCASTER, CA 93535-8425

*Historical Tax Assessor Record 10.*

**Tax Year:** 2003  
**Calculated Land Value:** \$24,019.00  
**Calculated Improvement Value:** \$205,088.00  
**Calculated Total Value:** \$229,107.00  
**Assessed Total Value:** \$229,107.00  
**Assessor's Parcel Number:** **3374-005-017**  
**Homestead Exempt:** HOMEOWNER EXEMPTION  
**Absentee Owner:** OWNER OCCUPIED  
**Owner:** DUNN LLOYD G  
DUNN ALICE J  
**Property Address:** 9743 AVENUE G10  
LANCASTER, CA 93535-8425  
**Mailing Address:** 9743 AVENUE G10  
LANCASTER, CA 93535-8425

*Historical Tax Assessor Record 11.*

**Tax Year:** 2002  
**Calculated Land Value:** \$23,549.00  
**Calculated Improvement Value:** \$201,067.00  
**Calculated Total Value:** \$224,616.00  
**Assessed Total Value:** \$224,616.00  
**Assessor's Parcel Number:** **3374-005-017**

**Homestead Exempt:** HOMEOWNER EXEMPTION  
**Absentee Owner:** OWNER OCCUPIED  
**Owner:** DUNN LLOYD G  
DUNN ALICE J  
**Property Address:** 9743 AVENUE G10  
LANCASTER, CA 93535-8425  
**Mailing Address:** 9743 AVENUE G10  
LANCASTER, CA 93535-8425

*Historical Tax Assessor Record 12.*

**Tax Year:** 2001  
**Calculated Land Value:** \$23,088.00  
**Calculated Improvement Value:** \$197,125.00  
**Calculated Total Value:** \$220,213.00  
**Assessed Total Value:** \$220,213.00  
**Assessor's Parcel Number:** **3374-005-017**  
**Homestead Exempt:** HOMEOWNER EXEMPTION  
**Absentee Owner:** YES  
**Owner:** DUNN LLOYD G  
DUNN ALICE J  
**Property Address:** 9743 AVENUE G10  
LANCASTER, CA 93535-8425  
**Mailing Address:** 9743 AVENUE G10  
LANCASTER, CA 93535-8425

*Historical Tax Assessor Record 13.*

**Tax Year:** 2001  
**Calculated Land Value:** \$23,088.00  
**Calculated Improvement Value:** \$197,125.00  
**Calculated Total Value:** \$220,213.00  
**Assessed Total Value:** \$220,213.00  
**Assessor's Parcel Number:** **3374-005-017**  
**Homestead Exempt:** HOMEOWNER EXEMPTION  
**Absentee Owner:** OWNER OCCUPIED  
**Owner:** DUNN LLOYD G  
DUNN ALICE J  
**Property Address:** 9743 AVENUE G10  
LANCASTER, CA 93535-8425

**Mailing Address:** 9743 AVENUE G10  
LANCASTER, CA 93535-8425

***Historical Tax Assessor Record 14.***

**Tax Year:** 1999  
**Calculated Land Value:** \$22,636.00  
**Calculated Improvement Value:** \$193,260.00  
**Calculated Total Value:** \$215,896.00  
**Assessed Total Value:** \$215,896.00  
**Assessor's Parcel Number:** **3374-005-017**  
**Homestead Exempt:** HOMEOWNER EXEMPTION  
**Owner:** DUNN LLOYD G  
DUNN ALICE J  
**Property Address:** 9743 AVENUE G10  
LANCASTER, CA 93535-8425  
**Mailing Address:** 9743 AVENUE G10  
LANCASTER, CA 93535-8425

TRANSACTION HISTORY REPORT is available for this property. The report contains details about all available transactions associated with this property. The report may include information about sales, ownership transfers, refinances, construction loans, 2nd mortgages, or equity loans based on recorded deeds. Additional charges may apply.

**Order Documents**

Call Westlaw CourtExpress at 1-877-DOC-RETR (1-877-362-7387)  
for on-site manual retrieval of documents related to this or other matters.  
Additional charges apply.

END OF DOCUMENT



**Real Property Tax Assessor Record****Source Information**

<b>Tax Roll Certification Date:</b>	07/11/2014
<b>Owner Information Current Through:</b>	02/13/2015
<b>County Last Updated:</b>	02/28/2015
<b>Current Date:</b>	03/27/2015
<b>Source:</b>	TAX ASSESSOR LOS ANGELES, CALIFORNIA

**Owner Information**

<b>Owner(s):</b>	TOLMAN ANDREW TOLMAN SHELLY
<b>Owner Relationship:</b>	HUSBAND/WIFE
<b>Ownership Rights:</b>	JOINT TENANCY
<b>Absentee Owner:</b>	OWNER OCCUPIED
<b>Property Address:</b>	46303 100TH ST E LANCASTER, CA 93535-8419
<b>Mailing Address:</b>	46303 100TH ST E LANCASTER, CA 93535-8419
<b>Phone:</b>	661-946-8459

**Property Information**

<b>County:</b>	LOS ANGELES
<b>Assessor's Parcel Number:</b>	3374-005-018
<b>Property Type:</b>	SINGLE FAMILY RESIDENCE - TOWNHOUSE
<b>Land Use:</b>	SINGLE FAMILY RESIDENCE
<b>Zoning:</b>	LCA21*
<b>Homestead Exempt:</b>	HOMEOWNER EXEMPTION
<b>Lot Size:</b>	177719
<b>Lot Acreage:</b>	4.0799
<b>Width Footage:</b>	260
<b>Depth Footage:</b>	586
<b>Location Attributes:</b>	CORNER
<b>Legal Description:</b>	E 1/2 OF E 1/2 OF N 1/2 OF NE 1/4 OF SE 1/4 (EX OF STS)

**Township:** OF SEC 5 T7N R 10W  
**Section:** 07N  
5

**Tax Assessment Information**

**Tax Year:** 2013  
**Calculated Land Value:** \$53,000.00  
**Calculated Improvement Value:** \$123,000.00  
**Calculated Total Value:** \$176,000.00  
**Assessed Land Value:** \$53,000.00  
**Assessed Improvement Value:** \$123,000.00  
**Assessed Total Value:** \$176,000.00  
**Valuation Method:** ASSESSED  
**Tax Amount:** \$2,289.65  
**Tax Code Area:** 3435

**Building/Improvement Characteristics**

**Number of Buildings:** 1  
**Year Built:** 1986  
**Total Area:** 9000177719  
**Living Square Feet:** 2663  
**Total Number of Rooms:** 6  
**Number of Bedrooms:** 3  
**Number of Bathrooms:** 3.00  
**Full Baths:** 3  
**Fireplace:** YES  
**Parking Spaces:** 2  
**Number of Stories:** 1.00  
**Style/Shape:** CONVENTIONAL  
**Construction Quality:** AVERAGE  
**Exterior Wall Type:** STUCCO  
**Foundation Type:** SLAB  
**Heat:** CENTRAL  
**Water:** PUBLIC  
**Sewer:** PUBLIC  
**A/C Type:** AC CENTRAL

**Historical Tax Assessor Information*****Historical Tax Assessor Record 1.***

<b>Tax Year:</b>	2012
<b>Calculated Land Value:</b>	\$23,600.00
<b>Calculated Improvement Value:</b>	\$147,200.00
<b>Calculated Total Value:</b>	\$170,800.00
<b>Assessed Total Value:</b>	\$170,800.00
<b>Assessor's Parcel Number:</b>	3374-005-018
<b>Homestead Exempt:</b>	HOMEOWNER EXEMPTION
<b>Absentee Owner:</b>	OWNER OCCUPIED
<b>Owner:</b>	DUNN CATHRYN
<b>Property Address:</b>	46303 100TH ST LANCASTER, CA 93535-8419
<b>Mailing Address:</b>	9743 AVENUE G LANCASTER, CA 93535

***Historical Tax Assessor Record 2.***

<b>Tax Year:</b>	2011
<b>Calculated Land Value:</b>	\$27,691.00
<b>Calculated Improvement Value:</b>	\$173,071.00
<b>Calculated Total Value:</b>	\$200,762.00
<b>Assessed Total Value:</b>	\$200,762.00
<b>Assessor's Parcel Number:</b>	3374-005-018
<b>Homestead Exempt:</b>	HOMEOWNER EXEMPTION
<b>Absentee Owner:</b>	OWNER OCCUPIED
<b>Owner:</b>	DUNN CATHRYN
<b>Property Address:</b>	46303 100TH ST LANCASTER, CA 93535-8419
<b>Mailing Address:</b>	9743 AVENUE G LANCASTER, CA 93535

***Historical Tax Assessor Record 3.***

<b>Tax Year:</b>	2011
<b>Calculated Land Value:</b>	\$27,691.00
<b>Calculated Improvement Value:</b>	\$173,071.00
<b>Calculated Total Value:</b>	\$200,762.00
<b>Assessed Total Value:</b>	\$200,762.00
<b>Assessor's Parcel Number:</b>	3374-005-018

**Homestead Exempt:** HOMEOWNER EXEMPTION  
**Absentee Owner:** OWNER OCCUPIED  
**Owner:** DUNN CATHRYN  
**Property Address:** 46303 100TH ST  
LANCASTER, CA 93535-8419  
**Mailing Address:** 9743 AVENUE G  
LANCASTER, CA 93535

*Historical Tax Assessor Record 4.*

**Tax Year:** 2010  
**Calculated Land Value:** \$27,149.00  
**Calculated Improvement Value:** \$169,678.00  
**Calculated Total Value:** \$196,827.00  
**Assessed Total Value:** \$196,827.00  
**Assessor's Parcel Number:** 3374-005-018  
**Homestead Exempt:** HOMEOWNER EXEMPTION  
**Absentee Owner:** OWNER OCCUPIED  
**Owner:** DUNN LOYD J  
DUNN CATHRYN  
**Property Address:** 46303 100TH ST  
LANCASTER, CA 93535-8419  
**Mailing Address:** 46303 100TH ST  
LANCASTER, CA 93535-8419

*Historical Tax Assessor Record 5.*

**Tax Year:** 2009  
**Calculated Land Value:** \$26,947.00  
**Calculated Improvement Value:** \$168,410.00  
**Calculated Total Value:** \$195,357.00  
**Assessed Total Value:** \$195,357.00  
**Assessor's Parcel Number:** 3374-005-018  
**Homestead Exempt:** HOMEOWNER EXEMPTION  
**Absentee Owner:** OWNER OCCUPIED  
**Owner:** DUNN LOYD J  
DUNN CATHRYN  
**Property Address:** 46303 100TH ST  
LANCASTER, CA 93535-8419  
**Mailing Address:** 46303 100TH ST

LANCASTER, CA 93535-8419

***Historical Tax Assessor Record 6.***

**Tax Year:** 2008  
**Calculated Land Value:** \$27,012.00  
**Calculated Improvement Value:** \$168,811.00  
**Calculated Total Value:** \$195,823.00  
**Assessed Total Value:** \$195,823.00  
**Assessor's Parcel Number:** 3374-005-018  
**Homestead Exempt:** HOMEOWNER EXEMPTION  
**Absentee Owner:** OWNER OCCUPIED  
**Owner:** DUNN LOYD J  
DUNN CATHRYN  
**Property Address:** 46303 100TH ST  
LANCASTER, CA 93535-8419  
**Mailing Address:** 46303 100TH ST  
LANCASTER, CA 93535-8419

***Historical Tax Assessor Record 7.***

**Tax Year:** 2007  
**Calculated Land Value:** \$26,483.00  
**Calculated Improvement Value:** \$165,501.00  
**Calculated Total Value:** \$191,984.00  
**Assessed Total Value:** \$191,984.00  
**Assessor's Parcel Number:** 3374-005-018  
**Homestead Exempt:** HOMEOWNER EXEMPTION  
**Absentee Owner:** OWNER OCCUPIED  
**Owner:** DUNN LOYD J  
DUNN CATHRYN  
**Property Address:** 46303 100TH ST  
LANCASTER, CA 93535-8419  
**Mailing Address:** 46303 100TH ST  
LANCASTER, CA 93535-8419

***Historical Tax Assessor Record 8.***

**Tax Year:** 2006  
**Calculated Land Value:** \$25,964.00  
**Calculated Improvement Value:** \$162,256.00

**Calculated Total Value:** \$188,220.00  
**Assessed Total Value:** \$188,220.00  
**Assessor's Parcel Number:** 3374-005-018  
**Homestead Exempt:** HOMEOWNER EXEMPTION  
**Absentee Owner:** OWNER OCCUPIED  
**Owner:** DUNN LOYD J  
DUNN CATHRYN  
**Property Address:** 46303 100TH ST  
LANCASTER, CA 93535-8419  
**Mailing Address:** 46303 100TH ST  
LANCASTER, CA 93535-8419

*Historical Tax Assessor Record 9.*

**Tax Year:** 2005  
**Calculated Land Value:** \$25,455.00  
**Calculated Improvement Value:** \$159,075.00  
**Calculated Total Value:** \$184,530.00  
**Assessed Total Value:** \$184,530.00  
**Assessor's Parcel Number:** 3374-005-018  
**Homestead Exempt:** HOMEOWNER EXEMPTION  
**Absentee Owner:** OWNER OCCUPIED  
**Owner:** DUNN LOYD J  
DUNN CATHRYN  
**Property Address:** 46303 100TH ST  
LANCASTER, CA 93535-8419  
**Mailing Address:** 46303 100TH ST  
LANCASTER, CA 93535-8419

*Historical Tax Assessor Record 10.*

**Tax Year:** 2003  
**Calculated Land Value:** \$24,019.00  
**Calculated Improvement Value:** \$150,097.00  
**Calculated Total Value:** \$174,116.00  
**Assessed Total Value:** \$174,116.00  
**Assessor's Parcel Number:** 3374-005-018  
**Homestead Exempt:** HOMEOWNER EXEMPTION  
**Absentee Owner:** OWNER OCCUPIED  
**Owner:** DUNN LOYD J

**Property Address:** DUNN CATHRYN  
46303 100TH ST  
LANCASTER, CA 93535-8419

**Mailing Address:** 46303 100TH ST  
LANCASTER, CA 93535-8419

***Historical Tax Assessor Record 11.***

**Tax Year:** 2002

**Calculated Land Value:** \$23,549.00

**Calculated Improvement Value:** \$147,154.00

**Calculated Total Value:** \$170,703.00

**Assessed Total Value:** \$170,703.00

**Assessor's Parcel Number:** 3374-005-018

**Homestead Exempt:** HOMEOWNER EXEMPTION

**Absentee Owner:** OWNER OCCUPIED

**Owner:** DUNN LOYD J  
DUNN CATHRYN

**Property Address:** 46303 100TH ST  
LANCASTER, CA 93535-8419

**Mailing Address:** 46303 100TH ST  
LANCASTER, CA 93535-8419

***Historical Tax Assessor Record 12.***

**Tax Year:** 2001

**Calculated Land Value:** \$23,088.00

**Calculated Improvement Value:** \$144,269.00

**Calculated Total Value:** \$167,357.00

**Assessed Total Value:** \$167,357.00

**Assessor's Parcel Number:** 3374-005-018

**Homestead Exempt:** HOMEOWNER EXEMPTION

**Absentee Owner:** YES

**Owner:** DUNN LOYD J  
DUNN CATHRYN

**Property Address:** 46303 100TH ST  
LANCASTER, CA 93535-8419

**Mailing Address:** 46303 100TH ST  
LANCASTER, CA 93535-8419

***Historical Tax Assessor Record 13.***



**Tax Year:** 2001  
**Calculated Land Value:** \$23,088.00  
**Calculated Improvement Value:** \$144,269.00  
**Calculated Total Value:** \$167,357.00  
**Assessed Total Value:** \$167,357.00  
**Assessor's Parcel Number:** 3374-005-018  
**Homestead Exempt:** HOMEOWNER EXEMPTION  
**Absentee Owner:** OWNER OCCUPIED  
**Owner:** DUNN LOYD J  
DUNN CATHRYN  
**Property Address:** 46303 100TH ST  
LANCASTER, CA 93535-8419  
**Mailing Address:** 46303 100TH ST  
LANCASTER, CA 93535-8419

***Historical Tax Assessor Record 14.***

**Tax Year:** 1999  
**Calculated Land Value:** \$22,636.00  
**Calculated Improvement Value:** \$141,441.00  
**Calculated Total Value:** \$164,077.00  
**Assessed Total Value:** \$164,077.00  
**Assessor's Parcel Number:** 3374-005-018  
**Homestead Exempt:** HOMEOWNER EXEMPTION  
**Owner:** DUNN LOYD J  
DUNN CATHRYN  
**Property Address:** 46303 100TH ST  
LANCASTER, CA 93535-8419  
**Mailing Address:** 46303 100TH ST  
LANCASTER, CA 93535-8419

TRANSACTION HISTORY REPORT is available for this property. The report contains details about all available transactions associated with this property. The report may include information about sales, ownership transfers, refinances, construction loans, 2nd mortgages, or equity loans based on recorded deeds. Additional charges may apply.

**Order Documents**

Call Westlaw CourtExpress at 1-877-DOC-RETR (1-877-362-7387)  
for on-site manual retrieval of documents related to this or other matters.

Additional charges apply.

END OF DOCUMENT

**Real Property Tax Assessor Record****Source Information**

**Tax Roll Certification Date:** 07/11/2014  
**Owner Information Current Through:** 03/16/2015  
**County Last Updated:** 03/28/2015  
**Current Date:** 04/20/2015  
**Source:** TAX ASSESSOR LOS ANGELES, CALIFORNIA

**Owner Information**

**Owner(s):** DUNN JOSEPH (TE) & LEE (TE)  
DUNN  
**Ownership Rights:** TRUSTEE  
**Absentee Owner:** OWNER OCCUPIED  
**Property Address:** 9733 E AVENUE G10  
LANCASTER, CA 93535-8425  
**Mailing Address:** 9733 E AVENUE G10  
LANCASTER, CA 93535-8425  
**Phone:** 661-946-2425

**Property Information**

**County:** LOS ANGELES  
**Assessor's Parcel Number:** 3374-005-016  
**Property Type:** SINGLE FAMILY RESIDENCE - TOWNHOUSE  
**Land Use:** SINGLE FAMILY RESIDENCE  
**Zoning:** LCA21\*  
**Homestead Exempt:** HOMEOWNER EXEMPTION  
**Lot Size:** 208552  
**Lot Acreage:** 4.7877  
**Legal Description:** E 1/2 OF W 1/2 OF N 1/2 OF NE 1/4 OF SE 1/4 (EX OF ST)  
OF SEC 5 T7N R10W  
**Range:** 10W  
**Township:** 07N  
**Section:** 5

**Tax Assessment Information**

<b>Tax Year:</b>	2013
<b>Calculated Land Value:</b>	\$21,600.00
<b>Calculated Improvement Value:</b>	\$254,200.00
<b>Calculated Total Value:</b>	\$275,800.00
<b>Assessed Land Value:</b>	\$21,600.00
<b>Assessed Improvement Value:</b>	\$254,200.00
<b>Assessed Total Value:</b>	\$275,800.00
<b>Valuation Method:</b>	ASSESSED
<b>Tax Amount:</b>	\$3,609.84
<b>Tax Code Area:</b>	3435

**Building/Improvement Characteristics**

<b>Number of Buildings:</b>	1
<b>Year Built:</b>	1991
<b>Total Area:</b>	7000208552
<b>Living Square Feet:</b>	3818
<b>Number of Bedrooms:</b>	4
<b>Number of Bathrooms:</b>	3.00
<b>Full Baths:</b>	3
<b>Heat:</b>	CENTRAL
<b>A/C Type:</b>	AC CENTRAL

**Last Full Market Sale Information**

<b>Sale Date:</b>	05/10/2013
<b>Seller Name:</b>	DUNN CATHRYN
<b>Sale Price:</b>	\$103,000.00
<b>Consideration:</b>	FULL
<b>Deed Type:</b>	GRANT DEED
<b>Type of Sale:</b>	RESALE
<b>Mortgage Amount:</b>	\$97,850.00
<b>Mortgage Loan Type:</b>	CONVENTIONAL
<b>Mortgage Term:</b>	15 YEARS
<b>Mortgage Deed Type:</b>	DEED OF TRUST
<b>Lender Name:</b>	GUILD MTG CO
<b>Recording Date:</b>	07/17/2013

**Document Number:** 1049908  
**Title Company:** CHICAGO TITLE CO.

**Historical Tax Assessor Information**

***Historical Tax Assessor Record 1.***

**Tax Year:** 2012  
**Calculated Land Value:** \$21,600.00  
**Calculated Improvement Value:** \$254,200.00  
**Calculated Total Value:** \$275,800.00  
**Assessed Total Value:** \$275,800.00  
**Assessor's Parcel Number:** **3374-005-016**  
**Absentee Owner:** SITUS FROM SALE (ABSENTEE)  
**Owner:** TOLMAN ANDREW  
TOLMAN SHELLY  
**Property Address:** 9733 AVENUE G10  
LANCASTER, CA 93535-8425  
**Mailing Address:** 9743 AVENUE G10  
LANCASTER, CA 93535-8425

***Historical Tax Assessor Record 2.***

**Tax Year:** 2012  
**Calculated Land Value:** \$27,691.00  
**Calculated Improvement Value:** \$325,904.00  
**Calculated Total Value:** \$353,595.00  
**Assessed Total Value:** \$353,595.00  
**Assessor's Parcel Number:** **3374-005-016**  
**Homestead Exempt:** HOMEOWNER EXEMPTION  
**Absentee Owner:** SITUS FROM SALE (ABSENTEE)  
**Owner:** TOLMAN ANDREW  
TOLMAN SHELLY  
**Property Address:** 9733 AVENUE G10  
LANCASTER, CA 93535-8425  
**Mailing Address:** 9743 AVENUE G10  
LANCASTER, CA 93535-8425

***Historical Tax Assessor Record 3.***

**Tax Year:** 2011  
**Calculated Land Value:** \$27,691.00

**Calculated Improvement Value:** \$325,904.00  
**Calculated Total Value:** \$353,595.00  
**Assessed Total Value:** \$353,595.00  
**Assessor's Parcel Number:** **3374-005-016**  
**Homestead Exempt:** HOMEOWNER EXEMPTION  
**Absentee Owner:** OWNER OCCUPIED  
**Owner:** DUNN JOSEPH & LEE  
DUNN FAMILY  
**Property Address:** 9733 AVENUE G10  
LANCASTER, CA 93535-8425  
**Mailing Address:** 9733 AVENUE G10  
LANCASTER, CA 93535-8425

*Historical Tax Assessor Record 4.*

**Tax Year:** 2011  
**Calculated Land Value:** \$27,691.00  
**Calculated Improvement Value:** \$325,904.00  
**Calculated Total Value:** \$353,595.00  
**Assessed Total Value:** \$353,595.00  
**Assessor's Parcel Number:** **3374-005-016**  
**Homestead Exempt:** HOMEOWNER EXEMPTION  
**Absentee Owner:** OWNER OCCUPIED  
**Owner:** DUNN JOSEPH & LEE  
DUNN FAMILY  
**Property Address:** 9733 AVENUE G10  
LANCASTER, CA 93535-8425  
**Mailing Address:** 9733 AVENUE G10  
LANCASTER, CA 93535-8425

*Historical Tax Assessor Record 5.*

**Tax Year:** 2010  
**Calculated Land Value:** \$27,149.00  
**Calculated Improvement Value:** \$319,514.00  
**Calculated Total Value:** \$346,663.00  
**Assessed Total Value:** \$346,663.00  
**Assessor's Parcel Number:** **3374-005-016**  
**Homestead Exempt:** HOMEOWNER EXEMPTION  
**Absentee Owner:** OWNER OCCUPIED

**Owner:** DUNN JOSEPH & LEE  
DUNN FAMILY  
**Property Address:** 9733 AVENUE G10  
LANCASTER, CA 93535-8425  
**Mailing Address:** 9733 AVENUE G10  
LANCASTER, CA 93535-8425

*Historical Tax Assessor Record 6.*

**Tax Year:** 2009  
**Calculated Land Value:** \$26,947.00  
**Calculated Improvement Value:** \$317,127.00  
**Calculated Total Value:** \$344,074.00  
**Assessed Total Value:** \$344,074.00  
**Assessor's Parcel Number:** **3374-005-016**  
**Homestead Exempt:** HOMEOWNER EXEMPTION  
**Absentee Owner:** OWNER OCCUPIED  
**Owner:** DUNN JOSEPH & LEE  
DUNN FAMILY  
**Property Address:** 9733 AVENUE G10  
LANCASTER, CA 93535-8425  
**Mailing Address:** 9733 AVENUE G10  
LANCASTER, CA 93535-8425

*Historical Tax Assessor Record 7.*

**Tax Year:** 2008  
**Calculated Land Value:** \$27,012.00  
**Calculated Improvement Value:** \$317,881.00  
**Calculated Total Value:** \$344,893.00  
**Assessed Total Value:** \$344,893.00  
**Assessor's Parcel Number:** **3374-005-016**  
**Homestead Exempt:** HOMEOWNER EXEMPTION  
**Absentee Owner:** OWNER OCCUPIED  
**Owner:** DUNN JOSEPH & LEE  
DUNN FAMILY  
**Property Address:** 9733 AVENUE G10  
LANCASTER, CA 93535-8425  
**Mailing Address:** 9733 AVENUE G10  
LANCASTER, CA 93535-8425



***Historical Tax Assessor Record 8.***

**Tax Year:** 2007  
**Calculated Land Value:** \$26,483.00  
**Calculated Improvement Value:** \$311,649.00  
**Calculated Total Value:** \$338,132.00  
**Assessed Total Value:** \$338,132.00  
**Assessor's Parcel Number:** **3374-005-016**  
**Homestead Exempt:** HOMEOWNER EXEMPTION  
**Absentee Owner:** OWNER OCCUPIED  
**Owner:** DUNN JOSEPH & LEE  
DUNN FAMILY  
**Property Address:** 9733 AVENUE G10  
LANCASTER, CA 93535-8425  
**Mailing Address:** 9733 AVENUE G10  
LANCASTER, CA 93535-8425

***Historical Tax Assessor Record 9.***

**Tax Year:** 2006  
**Calculated Land Value:** \$25,964.00  
**Calculated Improvement Value:** \$305,539.00  
**Calculated Total Value:** \$331,503.00  
**Assessed Total Value:** \$331,503.00  
**Assessor's Parcel Number:** **3374-005-016**  
**Homestead Exempt:** HOMEOWNER EXEMPTION  
**Absentee Owner:** OWNER OCCUPIED  
**Owner:** DUNN JOSEPH & LEE  
DUNN FAMILY  
**Property Address:** 9733 AVENUE G10  
LANCASTER, CA 93535-8425  
**Mailing Address:** 9733 AVENUE G10  
LANCASTER, CA 93535-8425

***Historical Tax Assessor Record 10.***

**Tax Year:** 2005  
**Calculated Land Value:** \$25,455.00  
**Calculated Improvement Value:** \$299,549.00  
**Calculated Total Value:** \$325,004.00

**Assessed Total Value:** \$325,004.00  
**Assessor's Parcel Number:** **3374-005-016**  
**Homestead Exempt:** HOMEOWNER EXEMPTION  
**Absentee Owner:** OWNER OCCUPIED  
**Owner:** DUNN JOSEPH & LEE  
DUNN FAMILY  
**Property Address:** 9733 AVENUE G10  
LANCASTER, CA 93535-8425  
**Mailing Address:** 9733 AVENUE G10  
LANCASTER, CA 93535-8425

*Historical Tax Assessor Record 11.*

**Tax Year:** 2003  
**Calculated Land Value:** \$24,019.00  
**Calculated Improvement Value:** \$282,642.00  
**Calculated Total Value:** \$306,661.00  
**Assessed Total Value:** \$306,661.00  
**Assessor's Parcel Number:** **3374-005-016**  
**Homestead Exempt:** HOMEOWNER EXEMPTION  
**Absentee Owner:** OWNER OCCUPIED  
**Owner:** DUNN TRUST  
**Property Address:** 9733 AVENUE G10  
LANCASTER, CA 93535-8425  
**Mailing Address:** 9733 EAST AVE  
LANCASTER, CA 93535-8425

*Historical Tax Assessor Record 12.*

**Tax Year:** 2002  
**Calculated Land Value:** \$23,549.00  
**Calculated Improvement Value:** \$277,100.00  
**Calculated Total Value:** \$300,649.00  
**Assessed Total Value:** \$300,649.00  
**Assessor's Parcel Number:** **3374-005-016**  
**Homestead Exempt:** HOMEOWNER EXEMPTION  
**Absentee Owner:** OWNER OCCUPIED  
**Owner:** DUNN JOSEPH C  
**Property Address:** 9733 AVENUE G10  
LANCASTER, CA 93535-8425

**Mailing Address:** 9733 AVENUE G10  
LANCASTER, CA 93535-8425

***Historical Tax Assessor Record 13.***

**Tax Year:** 2001  
**Calculated Land Value:** \$23,088.00  
**Calculated Improvement Value:** \$271,667.00  
**Calculated Total Value:** \$294,755.00  
**Assessed Total Value:** \$294,755.00  
**Assessor's Parcel Number:** **3374-005-016**  
**Homestead Exempt:** HOMEOWNER EXEMPTION  
**Absentee Owner:** OWNER OCCUPIED  
**Owner:** DUNN JOSEPH C  
**Property Address:** 9733 AVENUE G10  
LANCASTER, CA 93535-8425  
**Mailing Address:** 9733 AVENUE G10  
LANCASTER, CA 93535-8425

***Historical Tax Assessor Record 14.***

**Tax Year:** 2001  
**Calculated Land Value:** \$23,088.00  
**Calculated Improvement Value:** \$271,667.00  
**Calculated Total Value:** \$294,755.00  
**Assessed Total Value:** \$294,755.00  
**Assessor's Parcel Number:** **3374-005-016**  
**Homestead Exempt:** HOMEOWNER EXEMPTION  
**Absentee Owner:** YES  
**Owner:** DUNN JOSEPH C  
**Property Address:** 9733 AVENUE G10  
LANCASTER, CA 93535-8425  
**Mailing Address:** 9733 AVENUE G10  
LANCASTER, CA 93535-8425

***Historical Tax Assessor Record 15.***

**Tax Year:** 1999  
**Calculated Land Value:** \$22,636.00  
**Calculated Improvement Value:** \$266,341.00  
**Calculated Total Value:** \$288,977.00  
**Assessed Total Value:** \$288,977.00

**Assessor's Parcel Number:** 3374-005-016  
**Homestead Exempt:** HOMEOWNER EXEMPTION  
**Owner:** DUNN JOSEPH C  
**Property Address:** 9733 AVENUE G10  
LANCASTER, CA 93535-8425  
**Mailing Address:** 9733 AVENUE G10  
LANCASTER, CA 93535-8425

ADDITIONAL PROPERTIES POSSIBLY CONNECTED TO OWNER have been located. The owner's mailing address is associated with other properties as indicated by tax assessor records. Additional charges may apply.

TRANSACTION HISTORY REPORT is available for this property. The report contains details about all available transactions associated with this property. The report may include information about sales, ownership transfers, refinances, construction loans, 2nd mortgages, or equity loans based on recorded deeds. Additional charges may apply.

#### **Order Documents**

Call Westlaw CourtExpress at 1-877-DOC-RETR (1-877-362-7387)  
for on-site manual retrieval of documents related to this or other matters.  
Additional charges apply.

END OF DOCUMENT